

America's Showplace



| SEC.   | ROW | SEAT  |
|--------|-----|-------|
| R      | 15  | 6     |
| OCT 19 |     |       |
| GAMING |     |       |
| EST    | GRM | TOTAL |
| 224    | 26  | 950   |






**FLYERS vs. PITTSBURGH**  
NATIONAL HOCKEY LEAGUE

**Spectrum**  
BROAD & PATTISON  
PHILADELPHIA, PA.  
NO REFUND


THURSDAY 8:00 P.  
OCTOBER  
1967

2016-17

# MEDIA GUIDE



PELLE LINDBERGH



# SNIDERHOCKEY



Snider Hockey – a registered 501(c)3 nonprofit organization – is a cutting edge program that uses the sport of hockey coupled with a rigorous off-ice life skills curriculum and supplemental educational services to build character and academic skills for high-risk inner-city boys and girls from Philadelphia and Camden, NJ. The foundation provides full equipment, ice time and experienced coaching to more than 3,000 children, at no charge to them or their families.

Our participants put these lessons to work in school, at home and in our communities.

For more information on how you can assist, please call 215-952-4125 or email [khanrahan@sniderhockey.org](mailto:khanrahan@sniderhockey.org)

**Together, we can build a better future!**



**Snider Hockey**

*Building Lives and Uniting Communities*

Be sure to visit our website, [sniderhockey.org](http://sniderhockey.org), and be sure to check us out on Facebook, Twitter and Instagram.

# TABLE OF CONTENTS

## THE ORGANIZATION

|  |    |
|--|----|
| Comcast Spectacor.....                 | 2  |
| Remembering Ed Snider.....             | 4  |
| David A. Scott.....                    | 6  |
| Fred Shabel.....                       | 7  |
| Phil Weinberg.....                     | 8  |
| Gary Rostick/Alice Fei.....            | 9  |
| Comcast Spectacor Staff Directory..... | 10 |
| Spectra.....                           | 12 |
| Wells Fargo Center.....                | 17 |
| Philadelphia Flyers Directory.....     | 23 |
| Paul Holmgren.....                     | 25 |
| Ron Hexall.....                        | 26 |
| Dave Hakstol.....                      | 27 |
| Gord Murphy/Ian Laperriere.....        | 28 |
| Joe Mullen/Kim Dillbaugh.....          | 29 |
| Adam Patterson.....                    | 30 |
| Bob Clarke.....                        | 31 |
| Barry Hanrahan/Chris Pryor.....        | 32 |
| Dave Brown.....                        | 33 |
| Athletic Trainers.....                 | 34 |
| Equipment Managers.....                | 36 |
| Shawn Tilger.....                      | 37 |
| Flyers Senior Executive Staff.....     | 38 |
| Flyers Personnel.....                  | 43 |
| Broadcasters.....                      | 52 |

## THE PLAYERS

|                                  |     |
|----------------------------------|-----|
| 2016-17 Philadelphia Flyers..... | 55  |
| In The System.....               | 137 |
| 2016 Draft Pick Profiles.....    | 159 |
| Lehigh Valley Phantoms.....      | 161 |

## 2015-2016 STATISTICS AND RECORDS

|                                       |     |
|---------------------------------------|-----|
| Final NHL Standings & Statistics..... | 163 |
| Stanley Cup Playoff Results.....      | 166 |
| NHL Award Winners.....                | 167 |
| Flyers Regular Season Scoring.....    | 168 |
| Game-By-Game Summaries.....           | 169 |
| Season Series vs. NHL Teams.....      | 172 |

## TRADITION

|                      |     |
|----------------------|-----|
| Championships.....   | 202 |
| Retired Numbers..... | 210 |
| The Spectrum.....    | 215 |

## ALL-TIME STATISTICS AND RECORDS

|  |     |
|--|-----|
| Best/Worst Record By Game.....             | 218 |
| All-Time Record vs. each NHL Team.....     | 220 |
| Year-By-Year Record vs. Each NHL Team..... | 222 |
| Regular Season Records – Year By Year..... | 243 |

|  |     |
|--|-----|
| Overtime Records – Year by Year.....               | 245 |
| Attendance Records – Year by Year.....             | 246 |
| Opening Game Records.....                          | 247 |
| All-Time Coaching Register.....                    | 249 |
| All-Time Single Season Highs, G/A/PTS.....         | 249 |
| Year-By-Year Regular Season Team Leaders.....      | 250 |
| All-Time Single-Season Rookie Scoring Leaders..... | 251 |
| All-Time Career Scoring Leaders.....               | 252 |
| All-Time Career Goaltending Leaders.....           | 257 |
| All-Time Reg. Season Leaders by Category.....      | 258 |
| All-Time Regular Season Streaks.....               | 259 |
| All-Time Regular Season Records.....               | 260 |
| All-Time Penalty Shots.....                        | 265 |
| All-Time Hat Tricks.....                           | 267 |
| All-Time Shutouts.....                             | 273 |
| All-Time Overtime Decisions.....                   | 278 |
| All-Time Shootout Results.....                     | 282 |
| All-Time Draft History.....                        | 290 |
| All-Time Roster, Alphabetical.....                 | 293 |
| All-Time Roster, Numerical.....                    | 298 |
| Stanley Cup & “Streak” Teams.....                  | 302 |
| Coaches, Captains, General Managers.....           | 302 |
| All-Time Trade Register.....                       | 303 |
| Flyers Honor Roll.....                             | 312 |
| Historic Moments.....                              | 316 |
| Kate Smith.....                                    | 329 |

## PLAYOFF RECORDS

|   |     |
|---|-----|
| All-Time Series Record vs. Each NHL Team.....     | 331 |
| All-Time Playoff Record.....                      | 331 |
| Playoff Series History vs. Each NHL Team.....     | 332 |
| Team-By-Team Playoff History.....                 | 334 |
| Series-By-Series Playoff Results.....             | 335 |
| All-Time Playoff Career Scoring Leaders.....      | 341 |
| All-Time Playoff Goaltending Career Leaders.....  | 344 |
| All-Time Playoff Leaders By Category.....         | 344 |
| Individual Career Playoff Game-Winning Goals..... | 345 |
| All-Time Playoff Records.....                     | 345 |
| Seventh Game Results.....                         | 350 |
| Playoff Overtime Results.....                     | 351 |
| Playoff Hat Tricks.....                           | 352 |
| Playoff Penalty Shots & Shutouts.....             | 353 |

## MISCELLANEOUS INFORMATION

|                               |     |
|-------------------------------|-----|
| Flyers In The Community.....  | 354 |
| Sports Medicine Glossary..... | 362 |
| NHL Alignment.....            | 366 |
| NHL Officials.....            | 367 |
| NHL Critical Dates.....       | 368 |
| Media Information.....        | 370 |



COMCAST  
SPECTACOR



WELLS FARGO  
CENTER



SPECTRA  
BY COMCAST SPECTACOR

# BRINGING OUR EXPERIENCE TO YOURS

**COMCAST SPECTACOR**, the ultimate hospitality firm in the live sports and entertainment industry, is a proven leader with expertise across a wide range of disciplines including professional sports, entertainment and event management that impacts millions of fans around the world. The company was founded on a pioneering vision to revolutionize our industry and that entrepreneurial spirit continues to breed unprecedented success to this day.

## OUR BUSINESSES

### PHILADELPHIA FLYERS


The Philadelphia Flyers are a championship National Hockey League franchise, with a legacy of commitment to victories, fans and the community. The Flyers support the Greater Philadelphia Region through organizations like Flyers Charities, the Flyers Skate Zone, a series of community ice-skating and hockey rinks, and a partnership with the Ed Snider Youth Hockey Foundation.

### THE WELLS FARGO CENTER

The Wells Fargo Center is consistently a top 10 venue in the U.S. It hosts more than 400 events annually and seats more than 20,000 fans. It is also the home of the Philadelphia Flyers and the Philadelphia 76ers. As a centerpiece of innovation, the Wells Fargo Center also features an impressive range of digital advancements, including 350 Wi-Fi access points and 700 beacons using Cisco hardware and XFINITY WiFi to create faster-than-ever arena connectivity. The Wells Fargo Center also enjoys sponsorship and media advertising support from sister companies NBCUniversal and Comcast SportsNet.

### SPECTRA

Spectra builds partnerships with clients across a diverse range of markets to help them amplify experiences. By integrating specialties across three divisions, Venue Management, Food Services & Hospitality and Ticketing & Fan Engagement, Spectra brings high-tech solutions, industry-leading expertise and discerning attention to detail to clients around the globe. We are proficient innovators and developers of industry best practices, which means end-to-end, customized approaches are the standard for every client engagement, no matter the size, making every experience for fans and visitors unforgettable.



*Ed Snider*

## A FLYER FOREVER

Ed Snider was an icon – an entrepreneur, a passionate philanthropist, a risk-taker for the greater good, and a true visionary in the sports and entertainment industry. Driven to succeed from an early age, Mr. Snider would bring a new team and a new industry into existence, rooting them into the fabric of the city he quickly fell in love with; one that adopted him as its own.

His entrepreneurial drive started early. He first worked at his father's grocery store and later, during his college years at the University of Maryland, created a business with his fraternity brothers to sell Christmas trees. After graduating from college as a certified public accountant, he quickly realized he wanted to run a business more than anything. He and a partner started a wholesale record distributor, Edge Ltd., in 1955. Three years later, he co-founded the National Association of Recording Merchandisers (NARM) which is now known as the Music Business Association.

Mr. Snider's emergence as a leader in the Philadelphia sports market started in 1964 as vice president with the Philadelphia Eagles. Two years later, he transformed sports in the city when he mortgaged his home to establish a National Hockey League (NHL) franchise as the founder of the Philadelphia Flyers. The Flyers were quick to succeed and became the first expansion team to capture the coveted Stanley Cup when they won it in 1974 and again in 1975. The Flyers went on to become the only National Hockey League team to defeat the powerful Soviet Union national team when it toured North America in 1976.



Mr. Snider became the driving force behind the Spectrum, Philadelphia's iconic arena and home to the Flyers and National Basketball Association's Philadelphia 76ers when, once again, he used his own financing to buy it out of bankruptcy in 1972.

In 1973, leveraging his knowledge of the sports and entertainment worlds, he created Spectacor as the management company to oversee the Flyers and the Spectrum. This move helped launch an entire industry – private management of sports and entertainment facilities. In 1976, Mr. Snider's vision turned to broadcasting. He created PRISM – the first 24-hour regional cable network in the nation to combine sports and movies.

Over the next 20 years, Spectacor experienced significant growth, earning national acclaim for its impact in the sports and entertainment industry. Under Mr. Snider's guidance, Spectacor developed and acquired nearly a dozen related lines of business including WIP-AM, which later became one of the first all sports radio stations. Spectacor was renamed Comcast Spectacor after Comcast Corporation acquired the Philadelphia 76ers in 1996 and then merged with Spectacor. The company has repeatedly been recognized as one of the most successful companies in the industry and as an unparalleled innovator. Until his death, Mr. Snider served as chairman of Comcast Spectacor.

In the early 1990s, Mr. Snider had yet another vision for the city he loved: to create a state-of-the-art arena for the Flyers and the 76ers. He worked with city government and the business community to privately finance and build what is today called the Wells Fargo Center, which opened in 1996. It has since become a must play destination for the best people in the sports and entertainment industry to showcase their talent.

Today, Comcast Spectacor has three businesses: the Philadelphia Flyers, the Wells Fargo Center and Spectra, the company's hosting and entertainment division. The Flyers are second in National Hockey League history behind the Montreal Canadiens in all-time points percentage.

The Wells Fargo Center is a perennial Top Five arena in North America and Spectra currently manages venues, food services and ticketing for over 300 clients at more than 400 global properties. All of this is a tribute to the man who conceived and steered the growth of the enterprise.

One of Mr. Snider's proudest accomplishments was the creation of the Ed Snider Youth Hockey Foundation in 2005. It provides underserved children from urban neighborhoods in Philadelphia and Camden, NJ, with the opportunity to learn to play the game of ice hockey and as a means to succeed in the game of life. The Foundation partnered with the City of Philadelphia and the Commonwealth of Pennsylvania in 2010 to complete a \$14.5 million construction project, completely refurbishing four public rinks in the city for year-round use. This project included new classrooms, learning labs,

and public meeting space, as well as upgrading these rinks to NHL standards. Snider Hockey now funds and administers programming for more than 3,000 boys and girls at nine inner-city sites. Mr. Snider matched every \$1 contributed by donors with \$2 of his own money.

In addition to the legacy of the Ed Snider Youth Hockey Foundation, Mr. Snider also created Flyers Charities. The Flyers Wives Carnival, its signature event, is a highly attended annual event hosted by the wives that has raised more than \$28 million since its inception in 1977. These charities have impacted millions of people in the region and touched the hearts of millions of fans. The Snider Foundation, Mr. Snider's private family foundation, has been a significant contributor to numerous nonprofit organizations that share and promote the values of limited government, individual and economic liberty, free markets and private enterprise, Jewish culture and survival, fighting anti-Semitism and enriching local communities.

Mr. Snider's business success and philanthropy has been widely recognized. In addition to serving on the NHL's Executive Committee, he was a recipient of the Lester Patrick Award for outstanding service to hockey in the United States (1980). He also is a member of the Pennsylvania Sports Hall of Fame (1985), the Hockey Hall of Fame (1988), the Flyers Hall of Fame (1989), the Philadelphia Jewish Sports Hall of Fame (1997), the Philadelphia Sports Hall of Fame (2005), the Greater Washington Jewish Sports Hall of Fame (2007), and the U.S. Hockey Hall of Fame (2011).

In 1999, the Philadelphia Daily News named Mr. Snider the Greatest Mover and Shaker of the Millennium. Later, in 2012, the SportsBusiness Journal acknowledged him with The Champions: Pioneers & Innovators in Sports Business award and he was also ranked 43rd on the 50 Most Influential People in their Sports Business list.

He received the Greater Philadelphia Chamber of Commerce's William Penn Award (2005); the Ellis Island Medal of Honor (2005) awarded to Americans of all ethnic backgrounds who have made significant contributions to society; the Philadelphia Business Journal Philanthropist of the Year (2015); and the Lifetime Achievement Award from the Global Sports Summit (2015).


Mr. Snider was a proud graduate and generous benefactor of the University of Maryland. He received the prestigious Distinguished Alumni Award from the University of Maryland in 2012. He and The Snider Foundation established the Ed Snider Center for Enterprise and Markets at his alma mater in 2014.

He received honorary degrees from Hahnemann University (1985) and Thomas Jefferson University (1999). He was also a benefactor of the Sol C. Snider Entrepreneurial Center of The Wharton School of the University of Pennsylvania; a member of the board of directors of the Simon Wiesenthal Center; and a founder and dedicated contributor to the Ayn Rand Institute.



## **DAVID A. SCOTT** *COMCAST SPECTACOR PRESIDENT AND CHIEF EXECUTIVE OFFICER*

---



Dave Scott is an entrepreneur who has spent his career working in three different family businesses.

Scott joined Comcast Spectacor in 2013 as President and Chief Operating Officer, and was named Chief Executive Officer in July 2015. He was named Governor of the Flyers in May 2016 after serving two years as an Alternate Governor.

Scott established a OneComcast Spectacor culture with a unified go-to-market approach. The company operates three businesses, which are the Flyers, Wells Fargo Center Complex and the Spectra Group.

Scott launched a rebranding in 2015 under the new Spectra umbrella, which includes Venue Management, Food Services and Hospitality, and Ticketing. Spectra operates primarily in North

America and serves over 300 clients and 400 properties.

Prior to joining Comcast Spectacor, Scott spent 20 years with Comcast Cable in senior level positions in both Operations and Finance. This was a period of unprecedented growth in Video, High Speed Internet, Telephone and Business Services. He also had extensive roles in cable television and newspaper publishing before joining Comcast.

Scott received a BBA from Cleveland State University and CPA from the State of Ohio. He currently serves on the Board of Directors of the Ed Snider Youth Hockey Foundation, the Comcast Spectacor Foundation and the Ed Snider Center for Enterprise and Markets at the University of Maryland.

Scott is married with five children.





## **FRED SHABEL** VICE CHAIRMAN OF COMCAST SPECTACOR



Fred A. Shabel is Vice Chairman of Comcast Spectacor. He has been with the company (and its predecessor Spectacor) for 35 years. During that time, Shabel has guided the company's transition from being a local sports team in one arena to being a moving force in the Philadelphia community.

Shabel is an active participant in numerous community organizations. He currently serves on the following Boards: Greater Philadelphia Chamber of Commerce; Ed Snider Youth Hockey Foundation; Honorary Board of Directors of Police Athletic League; and Chairman Emeritus of Visit Philadelphia; as well as the Advisory Board of Legacy Youth Tennis and Education (formally Arthur Ashe Youth Tennis and Education). Previously he served as Chairman of the Greater Philadelphia Tourism Marketing Corporation (now called

Visit Philadelphia), and served on the Boards of the Philadelphia Convention and Visitors Bureau, Arthritis Foundation, the Philadelphia Sports Congress, the Philadelphia Geriatric Center, the Central Philadelphia Development Corporation and Executive Committee of the Independence Visitor Center Corporation, the Franklin Institute, the Moore College of Art, and Friends of Rittenhouse Square, One to One Mentoring, Center City District, the Philadelphia Museum of Art Corporate Partners, the Institute for Cancer and Blood Diseases and the Philadelphia Police Foundation. He also served as a member of the Court of Judicial Discipline of the Commonwealth of Pennsylvania.

Prior to joining Spectacor in 1980, he was Vice President for Operations at the University of Pennsylvania from 1975 to 1980. He was Penn's Athletic Director from 1967 to 1975. In that time, his teams won 28 Ivy League titles and achieved numerous national rankings. In 1972-73, Intercollegiate Athletics at Penn accomplished a benchmark season, topping all previous victory records during the school's 26 years in the Ivy League.

During his tenure at the University of Pennsylvania, Shabel served as Chairman of the Ivy League Athletic Directors and the Eastern Collegiate Television Committee, and was director of the Penn Relays.

Shabel graduated from Duke University where he played on the men's basketball team. After serving in the Air Force, he became an assistant basketball coach at Duke under Vic Bubas from 1957 to 1963. He moved on to become head basketball coach at the University of Connecticut and was honored as New England Coach of the Year in 1964.

Shabel has been the recipient of many awards including the Duke Alumni Award, the Penn Varsity Club Award, the University of Pennsylvania Hunter Lott Award, the Anti-Defamation League Torch of Liberty Award and Girl Scout of Southeastern Pennsylvania "Take the Lead" Champion Award.

Fred and his wife Irene reside in Center City Philadelphia. He has two grown children; a son Alan, and a daughter Lisa; a granddaughter Gemma, and a grandson, Samuel.



## **PHIL WEINBERG** EXECUTIVE VICE PRESIDENT/GENERAL COUNSEL



Phil Weinberg, a 25-year Comcast-Spectacor employee, has been the company's Executive Vice President and General Counsel since the partnership was created in 1996. His responsibilities also include government and regulatory affairs, public relations and external communications, and community investment. He initially joined Spectacor as Vice President/General Counsel in December of 1990.

Weinberg serves as an Alternate Governor of the Flyers to the National Hockey League. He participated in structuring the construction and permanent financing for the Wells Fargo Center (1994), the merger between Comcast and Spectacor (1996), the acquisitions of Global Spectrum, Ovations Food Services, and Paciolan, Inc., and the sale of the Philadelphia 76ers (2010). From 2008 through 2012,

when Comcast completed its acquisition of NBC, Weinberg also worked with Comcast's Regional Sports Network group as its Executive Vice President for Legal and Business Affairs.

Weinberg received a BA in Political Science from Hamilton College in Clinton, New York, in 1977 and his law degree from Boston University in 1983. Between 1977 and 1980, he served as an assistant to the Commissioner of the New York City Department of Environmental Protection. Prior to joining Spectacor, he was in the private practice of law for seven years, primarily with the litigation firm of Sprague and Sprague in Philadelphia.

He also serves on the Board of Directors of the Ed Snider Youth Hockey Foundation, the Comcast Spectacor Foundation, Philadelphia Futures and Big Brothers/Big Sisters of Southeastern Pennsylvania.

Phil and his wife, Terry, reside in Jenkintown, PA. They have two children – daughter Sydney and son Zachary.



## **GARY ROSTICK** CHIEF FINANCIAL OFFICER, COMCAST SPECTACOR

---



Gary serves as Chief Financial Officer for Comcast Spectacor. He previously served as Senior Vice President, Finance & Business Operations for Comcast Business Services. Gary has financial responsibility for all products and services within Comcast Spectacor and works to evaluate opportunities, strategies, and manage the company's operating budgets and growth.

Gary joined Comcast in 1997 and has held numerous finance roles within the organization. He has been instrumental in implementing the launch of several startup businesses within a rapidly growing business unit, substantially impacting its success.

Gary earned a BS in Accounting from Villanova University and is a Certified Public Accountant.

Gary has 3 daughters and resides in East Norriton, PA.

## **ALICE FEI** SENIOR VICE PRESIDENT, HUMAN RESOURCES, COMCAST SPECTACOR

---



Alice Fei brings more than 19 years of experience in recruiting, training, and motivating dedicated employees to Spectra by Comcast Spectacor and Comcast Spectacor.

In her current role, Fei oversees all areas of Human Resources and Payroll, including talent acquisition, employee engagement, development, compensation, compliance, and employee communications for Comcast Spectacor and Spectra.

Prior to joining the company, Fei held a number of human resources positions with Comcast, including Executive Director of Human Resources, Technology and Product; Senior Director of Human Resources; Human Resources Business Partner; and Senior Manager, Human Resources.

Fei is a graduate of Comcast University's Foundations of Leadership as well as a graduate of Namic's Leadership Development Program. She received a Bachelor's degree in interdisciplinary studies in leadership from Villanova University.



# COMCAST SPECTACOR STAFF DIRECTORY

## EXECUTIVE MANAGEMENT

|   |                |
|---|----------------|
| President & Chief Executive Officer, Comcast Spectacor..... | Dave Scott     |
| Vice Chairman.....  | Fred Shabel    |
| President, Philadelphia Flyers.....                         | Paul Holmgren  |
| President, Wells Fargo Complex.....                         | John Page      |
| Executive Vice President, General Counsel.....              | Phil Weinberg  |
| Chief Financial Officer.....                                | Gary Rostick   |
| Senior VP, Human Resources.....                             | Alice Fei      |
| Emeritus.....   | Sandy Lipstein |

## CORPORATE COMMUNICATIONS

|  |                 |
|--|-----------------|
| Vice President, Public Relations.....      | Ike Richman     |
| Director, Public Relations.....            | Rebecca Goodman |
| Director, Employee Communications.....     | Nora Gary       |
| Coordinator, Corporate Communications..... | Shannon Rostick |

## FINANCE

|  |                  |
|--|------------------|
| Vice President/Corporate Controller..... | Blair Listino    |
| VP of Procurement.....                   | Darleen Ghirardi |
| VP of Finance.....                       | Jim Pekala       |
| Director of Finance.....                 | Joe Marsh        |
| Director of Accounting & Reporting.....  | Zaahira Lynard   |
| Controller.....                          | Christy Hoos     |
| Staff Accountant.....                    | Kathy Wegfahrt   |
| Director of Financial Analysis.....      | David Leibowitz  |
| Financial Analyst.....                   | Brian Palmer     |

## HUMAN RESOURCES

|                                       |                      |
|---------------------------------------|----------------------|
| Senior Director, Human Resources..... | Karen Caiola         |
| Director, Human Resources.....        | Lauren McNally       |
| Director, Talent Acquisition.....     | Chris Nash           |
| Manager, Employee Engagement.....     | Lauren Pawlowski     |
| HR Business Partner.....              | Don Mantell          |
| Project Specialist.....               | Kelsey Rowley        |
| HR Specialist.....                    | Chelsea Cassell      |
| Talent Acquisition Manager.....       | Pete Powell          |
| Talent Acquisition Coordinator.....   | Mary Kate McAllister |

## LEGAL

|  |                       |
|--|-----------------------|
| Sr. VP/General Counsel, Spectra.....           | Brian Rothenberg      |
| Vice President, Risk Management.....           | Lew Bostic            |
| Vice President and Deputy General Counsel..... | Betsy Brubaker-McGill |
| Vice President and Deputy General Counsel..... | Rob Auritt            |
| Office Manager.....                            | Judy Pizzica          |





WELLS FARGO CENTER WELLS FARGO CENTER

CLAUDE SIMONX  CLAUDE SIMONX

1988  1988

Xfinity





BEHIND THE SCENES  
WE'RE LEADING THE  
INDUSTRY

We are Spectra, the experts in hosting and entertainment, providing our clients with solutions and services that amplify the customer experience. We pride ourselves on our superior service and client-focused approach, as we bring innovative solutions to events across a range of sports facilities, convention centers, performing arts centers, state fairs, and much more.

EVERY LITTLE THING IS  
OUR BIGGEST

We are focused on the details behind every event, so you can focus on how they all come together. We transform events into experiences through strong relationships, quality standards, and creative entrepreneurship, in all areas of entertainment. By integrating our expansive scope of services, we provide clients with the best possible resources to generate revenue and drive the bottom line, while they provide their guests with the most memorable events.



**SPECTRA**  
BY COMCAST SPECTACOR

## VENUE MANAGEMENT

Our attention to detail is integral in creating amazing experiences across a wide array of popular sports and entertainment, trade shows, performing arts and other special events. We are proficient in adaptation and innovation, so we bring creative solutions to every venue we manage, no matter the size, making every experience perfect.

## FOOD SERVICES AND HOSPITALITY

Our commitment to providing the most innovative and profitable food services and hospitality solutions sets our culture apart. We know that an exciting, memorable experience is what drives repeat business. Our cutting-edge Everything's Fresh™ philosophy forms the foundation of who we are and sets the standard in the industry. Across sports arenas, stadiums, casinos, convention centers, cultural attractions, fairgrounds, and other specialty venues, we go beyond the menu by providing a full range of services to maximize the customer experience and help drive our client's success.

## TICKETING & FAN ENGAGEMENT

As a leader in ticketing, fundraising, marketing, analytics, and technology solutions we have 35 years of experience powering more than 500 live entertainment organizations that sell over 120 million tickets per year. By using our industry-leading solutions we not only bring your venue to life by filling it with fans, we also help you to engage your fans and keep them coming back again and again.



VENUE  
MANAGEMENT



FOOD SERVICES  
& HOSPITALITY



TICKETING &  
FAN ENGAGEMENT

## **DAVE BUTLER** *CHIEF EXECUTIVE OFFICER, SPECTRA TICKETING & FAN ENGAGEMENT*



Dave Butler oversees strategic direction and vision for the company, including client satisfaction, retention and product direction of all products, services and solutions.

Butler has helped grow the company's market footprint to more than 500 live entertainment organizations, including 125 college athletics institutions, that sell more than 120 million tickets annually.

Prior to his current role, Butler was President of North American operations at Ticketmaster Entertainment, Inc. Butler also served as President, Mid-Market Division at Sage and Regional Director, Southern California at MAI Basic Four.

Butler received a bachelor's degree in Finance from California State University, Fullerton.

## **KEN YOUNG** *PRESIDENT, SPECTRA FOOD SERVICES & HOSPITALITY*



Even after four decades in the industry, Ken Young's drive to please customers and deliver world-class products and services is unabated.

Ken's professional journey began in his hometown of Philadelphia where he initially worked as a vendor at the University of Pennsylvania's Palestra and Franklin Field. In 1972, after finishing his degree in Food Service and Housing Administration at Penn State, Ken acquired his first managerial position at the Providence Civic Center and has never looked back since.

Though his pre-Spectra career saw him directing food and beverage services at preeminent sporting events such as the Olympics, the Super Bowl, the World Series, and major political conventions, Ken always knew he wanted to actualize his vision of exemplary food service and management. In 1997, Ken did just that, when he and Todd Wickner began a food and beverage company, which has grown into one of the most successful in the industry.

Ken's passion for food, sports, and business has garnered him numerous awards, including the 2008 National Association of Concessionaire's Mickey Warner Award for his innovation and leadership in the food service industry, Venues Today 2007 Hall of Headline Awards in Concessions and 2006 Hall of Headline Awards in Bookings. In 2002, Ken's alma mater Penn State honored him with the Penn State Alumni Fellow Award, awarded to Penn State alumni who are deemed outstanding in their chosen field.





# SPECTRA STAFF DIRECTORY

## SPECTRA VENUE MANAGEMENT, FOOD SERVICES & HOSPITALITY

|                          |  |
|--------------------------|--|
| Ken Young                | President  |
| Todd M. Glickman         | Senior Vice President, Business Development and Client Relations |
| Frank E. Russo, Jr.      | Senior Vice President, Business Development and Client Relations |
| Charles Lawrence         | Senior Vice President, Business Development                      |
| Mike Scanlon             | Senior Vice President, Arenas & Stadiums                         |
| Dan Gallagher            | Senior Vice President, Operations and Client Experiences         |
| Shura Garnett            | Divisional Senior Vice President                                 |
| Charlie Neary            | Divisional Senior Vice President                                 |
| Doug Drewes              | Divisional Senior Vice President                                 |
| Brock Jones              | Vice President, Spectra Presents                                 |
| Bob Schwartz             | Vice President, Marketing  |
| Jacquelyn Holowaty       | Vice President, Ticketing  |
| Ike Richman              | Vice President, Public Relations                                 |
| Michael Ahearn           | Vice President, Operations                                       |
| Kenneth Wajda, CPA, CGMA | Vice President, Finance  |
| Dave Anderson            | Regional Vice President  |
| Dean Clarke              | Regional Vice President  |
| Shura Garnett            | Regional Vice President  |
| Matt Hollander           | Regional Vice President  |
| Rick Hontz               | Regional Vice President  |
| John LaChance            | Regional Vice President  |
| Trent Merritt            | Regional Vice President  |
| Tim Murphy               | Regional Vice President  |
| Brian Ohl                | Regional Vice President  |
| Jay Satenspiel           | Regional Vice President  |
| Karen Wittig             | Regional Vice President  |
| Mike Frost               | Regional Vice President  |
| Thomas Anastasia         | Regional Vice President  |
| Pam Plageman             | Regional Vice President  |
| Tony Hendryx             | Regional Vice President  |
| Mark Stone               | Regional Vice President  |
| Linda Recke              | Regional Vice President  |
| Nick Nicora              | Regional Vice President  |
| Peter Zingoni            | Director, Business Development and Client Relations              |
| Jessica Donahue          | Director, Marketing and Development                              |
| David Leibowitz          | Director, Financial Analysis and Planning                        |
| Kraig Pomrenke           | Director of Business Development                                 |
| Bob St. Lawrence         | Eastern Regional Executive Chef                                  |
| Mike Pulscak             | Western Regional Executive Chef                                  |
| Adrienne Hanson          | Chief Financial Officer  |
| David Specht             | Vice President of Human Resources                                |
| Kristen Thompson         | Director of Marketing  |
| Rachael Cagle            | Controller   |
| Karen Muros              | Executive Director of Employee & Labor Relations                 |

## SPECTRA TICKETING & FAN ENGAGEMENT

|                  |   |
|------------------|---|
| Dave Butler      | President and Chief Executive Officer             |
| Jane Kleinberger | Founder   |
| Kim Damron       | Chief Operating Officer                           |
| Dima Volovik     | Chief Technology Officer                          |
| Steve Shaw       | Chief Financial Officer                           |
| Steve Demots     | Senior Vice President of Sales                    |
| Craig Ricks      | Vice President of Marketing                       |
| Erik Janis       | Vice President of Technology Services             |
| Linda Reimer     | Vice President of Customer Service                |
| Steve Gebb       | Vice President of Professional Services           |
| Mark DiMaurizio  | Senior Vice President, Fan One Marketing Services |
| Charles Woodard  | Vice President of Arts                            |



# WELLS FARGO CENTER

## BELOW ARE SOME FUN FACTS ABOUT THE WELLS FARGO CENTER AS IT CELEBRATES ITS 20TH ANNIVERSARY

The first event ever to take place at the Wells Fargo Center was a "soft opening" concert by Ray Charles on August 12, 1996.

The first concert that was ever open to the general public was Oasis with The Manic Street Preachers and The Screaming Trees on September 2, 1996.

The first fan to ever enter the Wells Fargo Center was John Demmy, who attended the World Cup of Hockey on August 31, 1996.

The first goal ever scored at the Wells Fargo Center was by Team USA's John LeClair at 5:01 of the first period of the building's inaugural event – the World Cup of Hockey – on August 31, 1996.

The first Flyers point ever recorded at the Wells Fargo Center was scored by (then) rookie Dainiuis Zubrus at 4:04 in the first period of the Flyers' home opener against the Florida Panthers on October 5, 1996.

The first 76ers point ever recorded at the Wells Fargo Center was a foul shot by Derrick Coleman with 10:35 left in the first quarter of the home opener against the Milwaukee Bucks on November 1, 1996.

The first artist to play six consecutive sold out shows at the Wells Fargo Center was Garth Brooks. On August 1, 1998, over 120,000 tickets for the concert were sold in three-and-a-half hours.

The first family show ever hosted at the Wells Fargo Center was Disney on Ice Presents Toy Story on December 26, 1996 through January 5, 1997.

The first Wing Bowl at the Wells Fargo Center was hosted on January 28, 2000. The winner was "Tollman Joe" Paul, who consumed 90 wings.

Metallica performed a free outdoor concert in the Wells Fargo Center parking lot on November 11, 1997. The event drew over 40,000 fans.

At 11 years old, Pennsylvania native Taylor Swift sang during a Philadelphia 76ers game in 2002.

Over 40,000 American Idol hopefuls attended the American Idol Season 7 auditions in Philadelphia at the Wells Fargo Center on August 27, 2007.

Wheel of Fortune filmed a week of television shows at the Wells Fargo Center in 2004.

Will Smith filmed portions of his "Freakin' It" music video during half-time at a Sixers-Pacers game at the Wells Fargo Center in January 2000.

Bruce Springsteen made history in Philadelphia when his tour traveled a distance of 758 feet, nine-and-a-half inches in less than one day from the Spectrum to the Wells Fargo Center to perform back-to-back nights in September of 1999. Springsteen set a Guinness Book of World Record for shortest distance traveled between two concert performances.

If you look up, you can see three banners honoring Pearl Jam's ten south Philadelphia sellouts, Billy Joel's 48 Philadelphia sellouts, and Bruce Springsteen's 56 Philadelphia sellouts.

Walking 4 3/8 laps around the main concourse of the Wells Fargo Center is equivalent to one mile.

Phish performed the National Anthem before two Philadelphia Flyers games in 1997 and 1999.

The Barenaked Ladies performed at both the Spectrum and the Wells Fargo Center on the same day on October 3, 1998. They performed the National Anthem at the Wells Fargo Center during the afternoon, and played at the Spectrum that night.

Billy Joel has performed at the Wells Fargo Center 18 times - more than any other artist.

Jon Bon Jovi performed two sold-out shows on the same day at the Wells Fargo Center on March 24, 2010. Keeping his promise to fans, Bon Jovi played a free afternoon concert to celebrate the Philadelphia Soul's Arena Bowl Championship, and later played a sold-out show that evening.

The winner of Wing Bowl 2016, Molly Schuyler, consumed 429 wings. That's 477 percent more wings than the first winner of Wing Bowl at the Wells Fargo Center, who ate 90 wings.

The Wells Fargo Center has played host to both the Republican National Convention in 2000 and the Democratic National Convention in 2016.

February 2016 was the last time the elephants performed in Ringling Bros. and Barnum & Bailey's Circus at the Wells Fargo Center before they went off to help with cancer research at the Center for Elephant Conservation on Florida.

The Wells Fargo Center hosted the NCAA Women's Final Four from March 31 to April 2, 2000. University of Connecticut beat Penn State, and University of Tennessee beat Rutgers in the Final Four. UCONN ultimately defeated Tennessee 71-52 for the title.

The Wells Fargo Center housed the WWE Royal Rumble on January 24, 2004 and January 25, 2015.

The Wells Fargo Center hosted the NCAA Frozen Four on April 10th and 12th of 2014. Union won the championship, and current Philadelphia Flyers defenseman Shane Gostisbehere (Union) was named Most Outstanding Player.

The Wells Fargo Center hosted Stanley Cup Finals games in both 1997 and 2010.

In 2002, the Wells Fargo Center hosted the NBA All-Star Game as well as a weekend of performances and events surrounding the game.

Over the last 20 years, Wells Fargo Center customers have consumed over 2 million hot dogs, 800 thousand cheesesteaks, 2,840,000 soft pretzels, 1,200,000 boxes of popcorn and consumed 8,120,000 soft drinks.

The largest attendance at a hockey game at the Wells Fargo Center was 20,327 when the Flyers played the Chicago Blackhawks on June 9, 2010.

The largest attendance at a professional basketball game was 21,305 when the 76ers played the Chicago Bulls on April 17, 1998.

The largest attendance at a College basketball game at the Wells Fargo Center was 20,859 when Villanova University played UCONN on February 13, 2006.

The largest concert attendance was 21,424 when the Backstreet Boys brought their "Into the Millennium" Tour to the Wells Fargo Center on September 29, 1999.

The largest attendance at a family show was 286,884 (26 performances) during Disney On Ice Presents Frozen, which ran from December 23, 2013 through January 4, 2014.

The total Flyers home attendance at the Wells Fargo Center is 16,646,902.

The total 76ers home attendance at the Wells Fargo Center is 15,012,252.

The Flyers home wins at the Wells Fargo Center total 416.

The 76ers home wins at the Wells Fargo Center total 424.

The Wells Fargo Center officially seats 20,318 for NBA games and 19,541 for NHL games with additional standing-room admissions available in luxury and club box suites, the total capacity increases.

The seating capacity for a concert at the Wells Fargo Center is 21,000 and at least 21,499 standing.

The Wells Fargo Center has 126 luxury suites.

The Wells Fargo Center has 1,880 club box seats.

The Wells Fargo Center has undergone four name changes.

First, it was the CoreStates Center, then the First Union Center, next the Wachovia Center, and now the Wells Fargo Center.



# WELLS FARGO CENTER



## **JOHN PAGE** *PRESIDENT, WELLS FARGO COMPLEX*

---



John Page was named President of the Wells Fargo Complex on July 29, 2015. He oversees all aspects of the Wells Fargo Center and the surrounding Wells Fargo Complex. Page also serves on Spectra's Executive Committee.

He had been President of Spectra Venue Management (previously Global Spectrum), since February 5, 2014. He also served as Chief Operating Officer of Global Spectrum since October 2004.

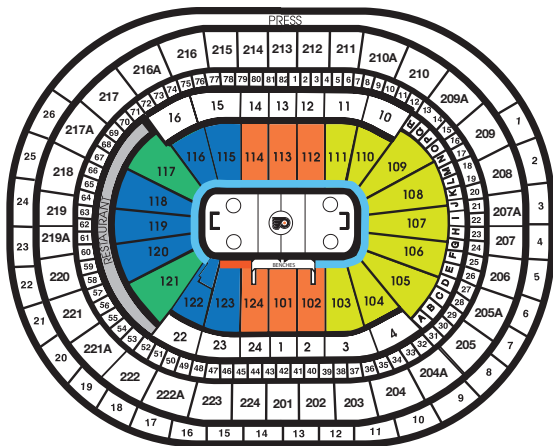
With emphasis on the Wells Fargo Center and Complex, Page works closely with both the surrounding community and the national sports and entertainment industry. He also oversees Comcast Spectacor's partnership interest at Xfinity Live!, as well as the company's four Flyers Skate Zone locations. He also has operational oversight responsibility for "Spectra Presents", the company's concert and touring business, and the company's venue management investments outside of North America.

Page joined the company in 1991 as an event coordinator at the Los Angeles Coliseum and Sports Arena, relocating to Philadelphia in 1993 to become Event Manager at the Spectrum. He was named vice president of event production in 1997 for Comcast Spectacor, becoming Senior Vice President in 1999. As Chief Operating Officer of Global Spectrum (now Spectra Venue Management), Page oversaw a rapid expansion of the company's footprint as it grew from 40 facilities in 2004 to more than 135 today. During his tenure, the company hosted two Super Bowls, two BCS Championship games, the NAACP Convention, the NBA Finals, the Stanley Cup Final, the World Series, numerous NCAA events, All-Star Games, the Republican National Convention in 2000 and the Democratic National Convention in 2016.

Page received his Bachelor of Science degree in Public Administration from the University of Southern California in 1988 and a Masters of Science from USC in 1990. He and his wife, Kellie, and their three children reside in West Chester, PA.



# WELLS FARGO CENTER



## WELLS FARGO CENTER QUICK FACTS

### Wells Fargo Center Ownership:

Comcast Spectacor

### Management Company:

Spectra

**Web:** wells FargoCenterPhilly.com

Twitter.com/WellsFargoCenter

Facebook.com/WellsFargoCtr

**Ticketing:** ComcastTIX.com

**Opening Date:** August 31, 1996

**First Flyers Game at Wells Fargo Center:** Flyers vs. Florida (10/5/96)

**Capacity (Hockey):** 19,543

**Premium Seating:** 126 suites and 14 club boxes

**Concession Stands:** 30

**Parking:** Accommodations for 6,100 vehicles

**Amenities:** The Cadillac Grille, Cure Insurance Club, P.J. Whelihan's, The Lexus Club, and Cigar Bar

**Scoreboard:** Wells Fargo Center boasts a spectacular, high-tech, center-hung scoreboard. The state-of-the-art technology brings light emitting diode (LED) signage system to create incredible visual displays for all sporting events and attractions.

Comcast Spectacor hired ANC to design, construct, and install the structure which features 12 LED video displays between two circular LED ribbons. In all, the scoreboard delivers over 3,200 square feet of active LED signage.

### Major events:

- AHL All-Star Classic (1999)
- Democratic National Convention (2016)
- NBA All-Star Weekend (2002)
- NBA Finals (2001)
- NCAA Frozen Four (2014)
- NCAA Men's Basketball First & Second Rounds (2006, 2009, 2013)
- NCAA Men's Basketball East Regionals (2001, 2016)
- NCAA Women's Basketball Final Four (2000)
- NCAA Wrestling Championships (2011)
- NHL Draft (2014)
- Olympic Trials for Gymnastics (2008)
- Republican National Convention (2000)
- Stanley Cup Final (1997, 2010)
- U.S. Figure Skating Championships (1998)
- World Cup of Hockey (1996)
- X Games (2001, 2002)

## PROJECT FACTS

### Cost

\$210 million

### Groundbreaking

Sept. 14, 1994

### Architects

Ellerbe Becket

### Builders

L.F. Driscoll

### Project Managers

Fox Management Company

### Details

1,400 workers, 7,000 tons of steel, 19,000 cubic yards of concrete, 32,500 square feet of glass, 62,000 lineal feet of driven piles, 76,000 tiles, 400,000 square feet of dry wall.

### Naming Rights

- CoreStates Center, Sept. 14, 1994 to Sept. 1, 1998
- First Union Center, Sept. 1, 1998 to July 28, 2003
- Wachovia Center, July 28, 2003 to July 26, 2010
- Wells Fargo Center, July 27, 2010 to present



## DIRECTIONS TO WELLS FARGO CENTER

**From New Jersey via the Walt Whitman Bridge:** Follow the signs for Broad Street. At the end of the Broad Street ramp, turn left and follow the signs to the Sports Complex. The Wells Fargo Center will be on your left.

**From Interstate 76/Schuylkill Expressway:** Traveling east, follow the signs for South Jersey, Walt Whitman Bridge and Sports Complex. Continue east to exit 45, Broad Street, Sports Complex. At the bottom of the exit ramp, make a right onto Broad Street. The Wells Fargo Center will be on your left.

**From Interstate 476/Blue Route:** Take I-476 South to the end. Follow signs for I-95 North, Philadelphia. Take I-95 North to Broad Street exit. The Wells Fargo Center will be on your right.

**From Interstate 95:** From I-95 northbound or southbound, take the Broad Street exit. The Wells Fargo Center will be on your right.

**From Northern New Jersey via NJ Turnpike:** Take the NJ Turnpike to exit 3. Take Rt. 168 North and follow signs for Walt Whitman Bridge. After crossing bridge and paying toll, stay on I-76 and follow the signs for Broad Street. At the end of the Broad Street ramp, turn left and follow the signs to the Sports Complex. The Wells Fargo Center will be on your left.

**By Air:** Arrive at Philadelphia International Airport and take a taxi to the Wells Fargo Center. The ride takes about 10 minutes and should cost approximately \$20.

**By Train:** Arrive in Philadelphia at 30th Street Station. A taxi on either side of the concourse will bring you to the Wells Fargo Center. The ride takes about 15 minutes and should cost approximately \$20.

**By Mass Transit:** The Wells Fargo Center is accessible via SEPTA. Take the Broad Street Subway (Orange line) to the AT&T Station (Pattison Ave). Round-trip SEPTA tokens can be purchased for \$3.10. A single-day pass costs \$7.



## AMENITIES

### CURE INSURANCE CLUB

The Cure Insurance Club, located on the 11th Street side of the Wells Fargo Center, features popular Philadelphia cuisine from Chickie's & Pete's and Campo's Authentic Philly Cheesesteaks, as well as the Bud Light Zone, the world's largest arena bar. With over 25 HD televisions throughout the Cure Club, fans can't miss a minute of the game action. The Cure Insurance Club opens to ticketholders two hours prior to most Wells Fargo Center events, and often features live entertainment and on-site appearances from favorite local radio stations.

### P.J. WHELIHAN'S

Stop by P.J. Whelihan's Pub, located on the main concourse outside section 106/107 for a fun and friendly atmosphere, award-winning food, and various pub beer selections.

### THE CADILLAC GRILLE


The Cadillac Grille is the ultimate experience in entertainment and dining at the Wells Fargo Center. A members-only restaurant, the Cadillac Grille serves an upscale steakhouse menu featuring top choices in steaks, seafood and other delectable dishes. The Grille features premium spirits, craft cocktails, and local beer. With continuous seating, guests are able to make reservations and be seated before, during, and after the game with no break in dining. Join today and receive great membership incentives including concert ticket presale opportunities, wine and liquor tasting events with the Flyers alumni, and much more. For more information on a Cadillac Grille Membership, call 215-389-9545 or visit [WellsFargoCenterPhilly.com/Cadillac-Grille](http://WellsFargoCenterPhilly.com/Cadillac-Grille)

### CLUB BAR

Open for all games and available to all premium seating clients, the Club Bar (formerly the Cigar Bar) is located on the Club Level of the Wells Fargo Center. Now completely smoke-free, this space features a full bar with select microbrews and high-end cocktails, in addition to a select small-plates style menu. Stay tuned for exciting new renovations to this space – featuring the latest innovations and technologies from a world-leading technology partner.

### DRAFTKINGS FANTASY SPORTS LOUNGE

The DraftKings Fantasy Sports Lounge is a luxurious 5,000-square-foot entertainment lounge located on the event level of the Wells Fargo Center, just steps away from the game action. This state-of-the-art space offers a full-service bar serving fine liquor and wine selections, as well as domestic, imported, and local craft beers. Open before and after each Flyers game, the DraftKings Fantasy Sports Lounge offers an all-inclusive buffet featuring fan favorites and a build your own chicken cheesesteak station.



CADILLAC GRILLE

CURE CLUB

DRAFTKINGS FANTASY SPORTS LOUNGE



# WELLS FARGO CENTER STAFF DIRECTORY

## GROUP SALES

Manager..... Gabriele Bendistis  
 Coordinator..... Maura Schmidt  
 Sports Account Executives..... Joe Rossi, Tom McCarthy  
 Family Show Account Executives..... Jessica South,  
 Nick Kuhn, Dominic Principato

## PREMIUM SEATING

Director, Premium Seating..... Hadley Rossitter  
 Sr. Premium Sales Executive..... Jimmy Dunk  
 Sr. Premium Sales Executive..... James Nelson  
 Premium Sales Executive..... Ville Valimaa  
 Premium Sales Executive..... Dan Ryan  
 Premium Sales Executive..... Robert Mansis  
 Premium Sales Executive..... Tim Gobs  
 Premium Sales Executive..... Steven Marino  
 Sales Coordinator..... Stacey Hyjurick  
 Marketing Coordinator..... Elizabeth Grass

## PREMIUM SERVICES DEPARTMENT

Senior Director, Premium Services..... Graig Selgrath  
 Premium Membership Manager, Cadillac Grille..... Eric Stiles  
 Manager, Premium Services..... Chad Cavanaugh  
 Membership Sales Executive, Cadillac Grille..... Matt Lantieri  
 Premium Service Representative..... Heather Fiorito  
 Premium Service Representative..... Nicole Repetto

## ADVERTISING SALES DEPARTMENT

Vice President of Sales..... Bo Koelle  
 General Sales Manager..... John Braun  
 Local Sales Manager..... Andy Humphreys  
 Digital Sales Manager..... Nicole Mellbye  
 New Business Development Manager..... Mike Garrity  
 Senior Manager, Revenue..... Mike Gerst  
 Manager, On-Air Media..... Shannan Baumann  
 Sponsorship Manager..... Laura Gehring  
 Client Services Manager..... Bridget Gannon  
 Client Services Manager..... Taylor Kennedy  
 Client Services Manager..... Lindsey Graham  
 Executive Assistant/Office Manager..... Stephanie McCaffrey  
 Senior Account Executive/Phillies Liaison..... Mike O'Connor  
 Senior Account Executive..... Joe Watson  
 Senior Account Executive..... Rich Rodowicz  
 Account Executive..... Joe Heyer  
 Account Executive..... Caroline Pugh  
 Account Executive..... Rachael Matreale  
 Account Executive..... Sheri Wade  
 Account Executive..... Patrick Furlong  
 Account Executive..... Matt Sillman  
 Account Executive..... Tarasai Karega  
 Account Executive..... Kevin Cardillo  
 Account Executive..... Kerron Warrick  
 Senior Analyst, Billing..... Jonathan Lu  
 Billing Coordinator..... Rainere Martin

## MARKETING/PUBLIC RELATIONS

Senior Director of Marketing..... Melissa Schaaf  
 Senior Marketing Manager..... Georgiann Michels  
 Marketing Manager..... Elena Walsh  
 Assistant Marketing Manager..... Corey Feldman  
 Marketing Communications Manager..... Chelsey Scalsee  
 Marketing Communications Manager..... Sophie Escoll  
 Digital Media Manager..... Dennis Grove  
 Digital Media Coordinator..... Leah Ben

## 3601 CREATIVE GROUP

Senior Director, Video & Event Production..... Matt Coppola  
 Senior Director, Design and Production Services..... Joe Lopchinsky  
 Engineering Manager..... Chris Corey  
 Senior Engineer..... Glenn Dever  
 Engineer..... Jon Greco  
 Flyers Producer/Video Production Manager..... Artie Halstead  
 Sixers Producer/Event Production Manager..... Andrew Respler  
 Event Producer/Special Projects Manager..... Perry Rubin  
 Production Specialist..... Lucy Cipparone  
 Supervising Editor/Avid & Archives Manager..... Chris Shay  
 Senior Editor..... Lauren Tancredi  
 Editor..... Kevin Sutton  
 Videographer..... Mike Villare  
 Motion Graphics Designers..... Mike Cahill,  
 Greg Pepper, Dave Ehling  
 Traffic Manager..... Shannon Wall  
 Graphic Designers..... Mark Brong,  
 Courtland Winslow, John Collins  
 Office Manager..... Donna Schroeder

## SECURITY & SERVICES DEPARTMENT

Senior Director..... Gary Neill  
 Senior Event Manager..... Tom McFlynn  
 Building Security Manager..... Tim Fitzgerald  
 Event Security Manager..... Crystal Davis-Roth  
 Premium Level Manager..... Mark Wieland  
 Parking Manager..... Paul Garofalo  
 Assistant Parking Manager..... Tom Gillespie  
 Operations Manager..... Antonio Sciulli

## INFORMATION TECHNOLOGY

IT Director..... Meredith Smith  
 IT Event Supervisor..... Paul Carman  
 IT Manager, Infrastructure..... Steve Cruz

## MARKETING

Director, CRM and Technology..... Dennis Nelson  
 Director, Business Analysis..... Jill Jablonski

## OPERATIONS

Vice President..... Michael Ahearn  
 Senior Director..... Phil Laws  
 Director..... Ryan Hemenway  
 Operations Manager..... JP Loggia  
 General Foreman..... Tim Allen

## EVENT PRODUCTION

Assistant General Manager..... Mike Sulkes  
 Event Manager..... Ben Schlegel  
 Event Manager..... Bianca Maldonado  
 Event Manager..... Jason Blythe





WELLS FARGO CENTER | 3601 South Broad Street | Philadelphia, PA 19148

Phone 215-465-4500 | PR FAX 215-389-9582

www.philadelphiaflyers.com

**EXECUTIVE MANAGEMENT**

President and COO, Comcast-Spectacor..... Dave Scott  
 President, Philadelphia Flyers..... Paul Holmgren  
 General Manager..... Ron Hextall  
 Senior Vice President..... Bob Clarke  
 Governor..... Dave Scott  
 Alternate Governors..... Paul Holmgren,  
 Shawn Tilger, Phil Weinberg  
 COO, Business Operations..... Shawn Tilger  
 Executive Assistants..... Sharon Allison, Cheri Arnao,  
 Ann Marie Nasuti, Judy Pizzica

**HOCKEY CLUB PERSONNEL**

Assistant General Managers..... Barry Hanrahan, Chris Pryor  
 Head Coach..... Dave Hakstol  
 Assistant Coaches..... Gord Murphy,  
 Joe Mullen, Ian Laperriere  
 Goaltending Coach..... Kim Dillabaugh  
 Video Coach..... Adam Patterson  
 Head Pro Scout..... Dave Brown  
 Pro Scouts..... John Chapman, Ross Fitzpatrick,  
 Al Hill, Ilkka Sinisalo  
 College Scout..... Wade Clarke  
 Amateur Scouts..... Mark Greig, Joakim Grundberg,  
 Todd Hearty, Ken Hoodikoff,  
 Jack McIlhargey, Simon Nolet, Dennis Patterson,  
 Rick Pracey, Nick Pryor, Vaclav Slansky  
 Scouting Consultant..... Bill Barber  
 Player Development Coaches..... Kjell Samuelsson, John Riley  
 Goaltending Development Coach..... Brady Robinson  
 Director of Team Services..... Bryan Hardenbergh  
 Manager of Hockey Analytics..... Ian Anderson  
 Hockey Operations Assistant..... Jacob Hurlbut  
 Executive Assistant..... Kelly Flanagan  
 Administrative Assistant..... Jody Clarke

**MEDICAL/TRAINING STAFF**

Director of Medical Services..... Jim McCrossin  
 Director of Sports Science..... Ben Peterson  
 Assistant Athletic Trainer..... Sal Raffa  
 Strength and Conditioning Coach..... Chris Osmond  
 Massage Therapist..... Jack Kelly  
 Team Physicians..... Peter DeLuca, M.D.;  
 Gary Dorshimer, M.D.;  
 Guy Lanzi, D.M.D.; Frank Brady, D.C.  
 Head Equipment Manager..... Derek Settlemyre  
 Equipment Managers..... Harry Bricker, Anthony Oratorio  
 Assistant Equipment Trainer..... Mike Craytor

**BUSINESS DEVELOPMENT DEPARTMENT**

Vice President, Business Development..... Rob Johnson  
 Digital Media Manager..... Christine Mina  
 Corporate Partnerships Manager..... Steve Coskey  
 Digital Media Specialist..... Lauren Robins

**COMMUNICATIONS DEPARTMENT**

Senior Director, Communications..... Zack Hill  
 Director, Public Relations..... Joe Sivilite  
 Manager, Broadcasting & Media Services..... Brian Smith

**CUSTOMER SERVICE DEPARTMENT**

Vice President, Revenue Support..... Cindy Stutman  
 Senior Manager, Customer Service..... Courtney Sams  
 Senior Manager,  
 Client Communications & Events..... Shannon Bowes  
 Customer Service Account Managers..... Vincent Galasso,  
 Niles McFate, Chris McLendon, Michelle Siporin  
 Client Communications Coordinator..... Amanda Perkins

**FINANCE DEPARTMENT**

Chief Financial Officer..... Angelo Cardone  
 Controller..... Stephen Stout  
 Senior Accountants..... Ryan Gillies, Chris Boyer  
 Staff Accountants..... Eric Wojciechowski, Candy McKnight  
 Payroll Accountant..... Renee Eiler  
 Accounting Clerk..... Michele Dominic

**MARKETING DEPARTMENT**

Vice President, Marketing..... Joe Heller  
 Senior Director, Game Presentation..... Anthony Gioia  
 Director, Community Development..... Brad Marsh  
 Senior Manager, Community Relations..... Jason Tempesta  
 Manager, Youth & Amateur Hockey..... Rob Baer  
 Manager, Marketing..... Hung Tran  
 Manager, Marketing Communications..... Sarah Fergus  
 Manager, Game Presentation..... Corinne Yamada  
 Producer/Director..... Artie Halstead  
 Production Coordinator..... Max Farrara  
 Marketing Coordinator..... Kylie Woyat  
 Ambassadors of Hockey..... Bob Kelly, Bernie Parent  
 Fan Relations Assistant..... Jerry Callahan  
 Graphics Designers..... Mike Cahill, Greg Pepper  
 Video Editors..... Chris Shay, Lauren Tancredi  
 Public Address Announcer..... Lou Nolan  
 Anthem Singer..... Lauren Hart



**TICKET SALES DEPARTMENT**

Vice President, Sales ..... Bryan Anton  
 Director, Ticket Sales ..... Ilkka Korteloluoma  
 Director, Strategy and Analytics ..... Fred Gambino  
 Sr. Manager, Client Development ..... James Darlington  
 Direct Marketing Manager ..... Justine Pletnick  
 Ticket Sales Coordinator ..... Sarah Kurtz  
 Sales Manager ..... Josh Wentz  
 Account Executives ..... Nick Marchesiello,  
 Ryan Pirrone, Charlie Wanner  
 Group Sales Account Executive ..... Asher Halbert,  
 Steve Luongo  
 Client Development Executives ..... Rick Halverson,  
 Cameron Lucas, Vicki Rees-Jones,  
 Charles O'Donnell, David Tierno, Fran Walmsley,  
 Sales Associates ..... Juliana Carfagno, Gino Catena,  
 Rick Graber, Mike Miller  
 Robert Newell, Michelle Shames

**TICKETING DEPARTMENT**

Vice President, Ticket Operations ..... Cecilia Baker  
 Director, Ticketing ..... Dan McGinness  
 Ticket Office Manager ..... Linda Fleischer  
 Ticket Systems Manager ..... Tyler Wolford  
 Ticket Operations Coordinator ..... Kris Hourin

**COMCAST SPECTACOR CHARITIES**

Vice President ..... Linda Mantai  
 Director of Development ..... Denise Sullivan  
 Finance Manager ..... Lisa Cataldo  
 Coordinator ..... Brianna Amato

**FLYERS SKATE ZONE**

Sr. Vice President,  
 Rink Management & Development ..... Pat Ferrill  
 Director of Retail Operations ..... Scott Martinez  
 Marketing Coordinator ..... Jerre Lieberman  
 Director of Business Development ..... Jeremy Hall  
 Group Sales Account Executive ..... Freddie Saporito  
 GM, Aria Health Flyers Skate Zone  
 at NE Philadelphia ..... Dave MacIsaac  
 GM, Virtua Health Flyers Skate Zone  
 at Pennsauken ..... Jamie Oswald  
 GM, Virtua Center Flyers Skate Zone  
 at Voorhees ..... Jay Freeman

**COMCAST SPORTSNET PHILADELPHIA**

President & General Manager ..... Brian Monihan  
 Vice President of Marketing ..... Cynthia Weiss  
 Vice President of Operations ..... Scott Facenda  
 Vice President of News Programming ..... Michelle Murray  
 Vice President/Executive Producer – Live Events  
 & Remote Production ..... Shawn Oleksiak  
 Producer ..... Bryan Cooper  
 TV Play-by-Play ..... Jim Jackson  
 TV Color Commentary ..... Keith Jones  
 TV Color Commentary ..... Bill Clement  
 Rinkside Analyst ..... Chris Therien  
 Radio Play-by-Play ..... Tim Saunders  
 Radio Color Commentary ..... Steve Coates

**ADDITIONAL INFORMATION**

Franchise Date ..... June 5, 1967  
 Home Ice, Seating Capacity ..... 19,605  
 Practice Facility ..... The Virtua Center  
 Flyers Skate Zone, Voorhees, NJ  
 Minor League Affiliates ..... Lehigh Valley Phantoms (AHL)  
 Reading Royals (ECHL)  
 TV Rightsholders ..... Comcast SportsNet,  
 The Comcast Network (TCN)  
 Radio Rightsholder ..... 97.5 The Fanatic

**PHILADELPHIA FLYERS MEDIA GUIDE**

Managing Editor ..... Brian Smith  
 Editors ..... Zack Hill, Joe Sivilie  
 Past Managing Editors ..... Joe Kadlec,  
 Lou Scheinfeld, John Brogan,  
 Linda Panasci, Rodger Gottlieb,  
 Mark Piazza, Jill Vogel,  
 Steve Majewski, Joe Klueg  
 Photographers ..... Getty Images, Len Redkoles,  
 Jack Cassidy, Bruce Bennett  
 Media Guide Design ..... Mark Brong, 3601 Creative Group  
 Special Thanks To ..... Lexi Crovetti,  
 Reiner Dollak, Elisabeth Dicharia,  
 Kelly Segin, Devin Lowe,  
 Sara LaMachia, Jena Meenan

© Philadelphia Flyers 2016



**PAUL HOLMGREN** PRESIDENT

Paul Holmgren enters his 38th season as a member of the Philadelphia Flyers organization. He was named president of the team on May 7, 2014 and oversees both the business and hockey operations of the Flyers. In addition to his nearly four decades of service to the Flyers, Holmgren has been widely involved with USA Hockey since the 1970s and was the 2014 recipient of the Lester Patrick Trophy for his contributions to hockey in the United States.

Holmgren's career with the Flyers has included time as a player, assistant coach, head coach, assistant general manager, general manager and now president, in addition to other front office roles. He was promoted to his current position after spending eight seasons as the general manager of the club, during which time the Flyers posted an overall record of 307-234-73 (.559) and made six appearances in the Stanley Cup Playoffs, reaching the Eastern Conference Final in 2008 and the Stanley Cup Final in 2010.

Holmgren was named interim general manager on October 22, 2006 and was named to the position on a permanent basis on November 11, 2006. He led the franchise through a record-setting turnaround following the 2006-07 season and then guided the Flyers through one of the most successful stretches in franchise history. The team made the playoffs in five consecutive seasons from 2008-2012, winning seven of the 12 playoff series it played during that time. The Flyers enjoyed back-to-back 47-win seasons in 2010-11 and 2011-12, their most in a two-year period since 1985-87, and were the only team in the NHL to reach the second round of the playoffs (or further) in each of the three seasons from 2009-10 to 2011-12. The Flyers posted a 42-win season in 2013-14 and returned to the playoffs after a one-year absence.

In 2007-08, his first full season as general manager, Holmgren guided the Flyers to the best single-season rebound in the NHL that season. The club improved 39 points in the standings, posting a 42-29-11 record for 95 points after collecting just 56 points the year before. The Flyers returned to the Stanley Cup Playoffs and made an impressive run to the Eastern Conference Finals. Since the NHL expanded the playoffs to four rounds in 1980, the 2007-08 Flyers were only the second team to finish with the worst record in the NHL one season and reach the third round of the playoffs the next season (Detroit Red Wings in 1987). The 2007-08 Flyers were also the first team in 13 years to advance to the second round of the playoffs after finishing the previous season with the worst record in the league (San Jose Sharks in 1994).

Holmgren's 2009-10 team made one of the most remarkable runs in Flyers history. The Flyers compiled a regular season record of 41-35-6 for 88 points and qualified for the playoffs on the last day of the season. They then went on to dispatch New Jersey (ECQF, 4 games to 1), Boston (ECSE, 4 games to 3), and Montreal (ECF, 4 games to 1) to reach the Final against the Chicago Blackhawks. The Flyers followed up that Finals run with a 47-win season and a division title in 2010-11, and again posted a 47-win season in 2011-12 after Holmgren dramatically reshaped the team's roster during the offseason.

At the time of his promotion to general manager, Holmgren had served in various capacities in the Flyers front office for the previous 11 years. He re-joined the organization as a scout after he was replaced as the head coach of the Hartford Whalers on November 6, 1995, and was named director of pro scouting on December 30, 1995 when Bill Barber became the head coach of the Hershey Bears. Holmgren was named the director of player personnel on August 6, 1997 and was promoted to assistant general manager on June 14, 1999, a position he held for the next seven seasons.

Holmgren spent parts of four seasons (1992-93 through 1995-96) with the Hartford organization. He was named head coach of the Whalers on June 15, 1992 and added the general manager's duties prior to the 1993-94 season. He stepped down as head coach 17 games into the 1993-94 season to concentrate on his GM duties, but was re-appointed to the position on June 28, 1994 when Jim Rutherford was named the club's general manager. He compiled a record of 59-93-14 as Hartford's head coach.

Upon his retirement following the 1984-85 season, Holmgren was named an assistant coach with the Flyers and helped Mike Keenan guide the team to three playoff appearances, including a trip to the Stanley Cup Final in 1987. He was named head coach of the Flyers on June 1, 1988, becoming the first former Flyer to be named head coach of the team. Over four seasons as head coach, Holmgren compiled a record of 107-126-31.

Internationally, Holmgren has represented the United States as a player, coach and front-office member in several capacities. During the 1973-74 season, Holmgren was a member of Team USA for the event that later became the IIHF Under-20 World Junior Championships, and he also played for Team USA in the 1981 Canada Cup. Off the ice, he most recently served as the assistant general manager for Team USA at the 2016 World Cup of Hockey, and was a member of the U.S. Men's National Team Advisory Group from 2009 to 2014. Holmgren also was the assistant general manager of the 2006 U.S. Olympic Men's Ice Hockey Team and the general manager for the 2006 U.S. National Team at the IIHF World Championships, and served as an assistant coach for Team USA at the 1998 Winter Olympic Games and at the 1996 World Cup of Hockey Tournament.

Holmgren's NHL playing career spanned 527 games and 10 seasons, 500 of which came over nine seasons with the Flyers (1975-76 to 1983-84) before he played his final season with the Minnesota North Stars in 1984-85. His Flyers totals include 138 goals and 171 assists for 309 points and 1,600 penalty minutes. His 1,600 penalty minutes with the Flyers are second all-time in club history. Holmgren was drafted by the Flyers from the University of Minnesota in the sixth round (108th overall) of the 1975 NHL Entry Draft. He helped the Flyers to the Stanley Cup Final in 1976 and was part of the club's historic 35-game undefeated streak and Stanley Cup Final appearance during the 1979-80 season. He was traded to the North Stars in exchange for Paul Guay and a third round pick in the 1985 NHL Entry Draft (Darryl Gilmour) on February 23, 1984.

Paul and his wife, Doreen, reside in Somerdale, New Jersey. He has four children: Jason, Kirsten, Wes, and Greta, and five grandchildren: Hannah, Noah, Mackenzie, Luke and Nora. Holmgren was born on December 2, 1955.



**RON HEXTALL** EXECUTIVE VICE PRESIDENT/GENERAL MANAGER

Ron Hextall was named general manager of the Flyers on May 7, 2014. He enters his 22nd season as a member of the Flyers organization.

Hextall's promotion to general manager came after serving the 2013-14 season as the team's assistant general manager and director of hockey operations. He returned to the Flyers in that role on July 15, 2013 after spending seven seasons with the Los Angeles Kings, where he held the title of vice president and assistant general manager.

During his time in Los Angeles, Hextall assisted in all facets of the Kings' hockey operations department while helping the team win the Stanley Cup in 2012. He also served as the general manager of the Manchester Monarchs, Los Angeles's primary affiliate in the American Hockey League. The Monarchs made the playoffs in six of their seven seasons under Hextall's watch, including a division title in 2007 and

two trips to the AHL's Eastern Conference Finals.

Prior to joining the Kings, Hextall spent the previous seven seasons in the Flyers front office. He became a pro scout in 1999 upon his retirement as a player, and served in that role for three seasons before being promoted to director of pro player personnel in 2002. In his front office positions with the Flyers, Hextall was instrumental in the club's three Atlantic Division titles and two trips to the Eastern Conference Finals while the club averaged nearly 102 points per season.

Hextall played 11 years of his 13-year career with the Flyers, while also playing a year each with Quebec and the New York Islanders. He led the Flyers to the Stanley Cup Final in his rookie season of 1986-87, winning the Vezina Trophy as the NHL's top goaltender and the Conn Smythe Trophy as Most Valuable Player in the 1987 Stanley Cup Final, despite losing to the Edmonton Oilers in seven games. At the conclusion of Game 7, Hextall became just the fourth player in the then 23-year history of the trophy to win the award while being a member of the losing team in the Final. He was also named to both the NHL All-Rookie and NHL First All-Star Teams that season.

Hextall played for the Flyers until 1992 and then returned to Philadelphia from 1994 until his retirement in 1999. His second stint with the Flyers also included a trip to the Stanley Cup Final in 1997. He is the franchise's all-time leader among goaltenders in games played (489) and wins (240), while ranking third in shutouts (18). Hextall also owns several other Flyers franchise goaltending records, including an NHL-record 113 penalty minutes in 1988-89 and the all-time records for career points (28), career penalty minutes (476) and most career playoff wins (45) by a Flyers goalie.

A native of Brandon, Manitoba, Hextall was originally selected by the Flyers in the sixth-round (119th overall) of the 1982 NHL Entry Draft. He is the fourth Hextall to play in the NHL following his father, Bryan Jr., his grandfather, Hall of Famer Bryan, Sr., and his uncle Dennis, who played for the Kings during the 1969-70 season. His NHL career included a total of 608 regular season games, a 296-214-69 record including 23 shutouts, a 2.97 goals-against-average and a .895 save-percentage.

During his playing career, Hextall was known for being one of the first goalies to regularly leave the goalmouth and play the puck with his stick and for creative and unique designs on his goalie mask. On December 8, 1987, he became the first goaltender in the history of the NHL to score a goal by shooting the puck into the net as the Flyers defeated the Boston Bruins by a score of 5-2 at the Spectrum. On April 11, 1989, during a Flyers 8-5 playoff victory against the Washington Capitals at the Capital Centre, he collected his second career goal and became the first goalie to score a goal in an NHL playoff game.

Hextall and his wife Diane have four children – daughters Kristin and Rebecca and sons Jeffrey and Brett, who was drafted by the Phoenix Coyotes in the sixth round of the 2008 NHL Entry Draft.



**DAVE HAKSTOL** HEAD COACH

Dave Hakstol was named the 19th head coach in Flyers history on May 18, 2015.

Hakstol, 48 (7/30/1968), led the Flyers to a record of 41-27-14 in his first season as a head coach, returning the club to the Stanley Cup Playoffs. He came to the Flyers from the University of North Dakota, where he served as the head coach of the school's hockey program for 11 seasons. During that time, Hakstol's teams posted an overall record of 289-143-43 (.654). The Warburg, Alberta native led UND to the NCAA postseason in each of his 11 seasons, including seven appearances in the NCAA Frozen Four, most of any program in the country during that span.

North Dakota won three regular-season conference titles under Hakstol, capturing the MacNaughton Cup as Western Collegiate Hockey Association (WCHA) champion in 2008-09 and 2010-11 and the Penrose Cup as National Collegiate Hockey Conference (NCHC) champion in 2014-15. He also led UND to four Broadmoor Trophies as WCHA playoff champion in 2005-06, 2009-10, 2010-11 and 2011-12. Hakstol was named NCHC Herb Brooks Coach of the Year in 2014-15 and WCHA Coach of the Year in 2008-09, and was an eight-time finalist for the Spencer Penrose Award as national coach of the year.

Fifty-five of Hakstol's players at UND played professionally in 2015-16 and 21 have reached the National Hockey League to date. The group includes three-time Stanley Cup winner Jonathan Toews of the Chicago Blackhawks and two-time Stanley Cup champion Matt Greene of the Los Angeles Kings. North Dakota produced a total of 42 NHL draft picks during Hakstol's tenure, including eight first-round picks.

Prior to being named head coach at UND, Hakstol spent four seasons on the staff of head coach Dean Blais from 2000-01 through 2003-04. He was hired as an assistant coach on July 1, 2000, and was elevated to associate head coach in December of that same year.

Hakstol played at North Dakota for three seasons from 1989-90 through 1991-92 and served as team captain in each of his last two seasons. He played in 107 collegiate games and registered 10 goals and 36 assists. He went on to play parts of five seasons in the International Hockey League, splitting time with the Indianapolis Ice (1991-92 to 1993-94) and the Minnesota Moose (1994-95 to 1995-96).

Following his playing career, Hakstol served as head coach and general manager of the United States Hockey League's (USHL) Sioux City Musketeers for four seasons from 1996-97 through 1999-2000. He was named USHL Coach of the Year in 1997-98.

Hakstol and his wife, Erinn, have two children, daughter Avery and son Brenden.



**GORD MURPHY** ASSISTANT COACH

Gord Murphy enters his third season as a member of the Flyers coaching staff. He was named an assistant coach on June 18, 2014.

Murphy is beginning his 14th season as an NHL assistant coach. He was most recently an assistant coach for the Florida Panthers, a position he held from July 6, 2010 until November 8, 2013. He entered the coaching ranks in 2002 with Columbus following his retirement as a player, and held that job until June 15, 2010.

Murphy was drafted by the Flyers in the 9th round (189th overall) of the 1985 NHL Entry Draft. After four seasons playing junior hockey in the Ontario Hockey League for the Oshawa Generals, he joined the Hershey Bears, then the Flyers' NHL affiliate, for the 1987-88 season and helped them to a Calder Cup championship.

Murphy made his NHL debut with the Flyers at the start of the 1988-89 season and helped the club reach the Wales Conference Finals that year. He spent 3 ½ seasons in Philadelphia, recording 31 goals and 97 assists for 128 points and 43 PIM in 261 games. He was traded to Boston along with Brian Dobbin and a 1992 third-round draft pick (Zergi Zholtok) in exchange for Garry Galley and Wes Walz on January 2, 1992.

Murphy was selected by the Florida Panthers in the 1993 expansion draft by then-Panthers-GM Bob Clarke, who had brought him to Philadelphia. His best campaign was Florida's first season in 1993-94, when he notched a career-high 14 goals and 29 assists for 43 points in 84 games. He also played in 53 career Stanley Cup Playoff games, tallying 3 goals and 16 assists for 19 points and 35 penalty minutes. In 1996, he helped the Panthers win the Eastern Conference championship and advance to the Stanley Cup Finals.

Murphy was born in Willowdale, Ontario on Feb. 23, 1967. He and his wife Nicole have three children – sons Tyler and Connor and daughter Lexi. Connor Murphy is entering his third NHL season with the Arizona Coyotes.

**IAN LAPERRIERE** ASSISTANT COACH

Ian Laperriere enters his fourth season as a Flyers assistant coach. He was named to the post on October 7, 2013 after spending just over a year as the Flyers' director of player development, a position he officially took on June 29, 2012 following his retirement as a player.

Laperriere spent two seasons assisting the Flyers in a player development role while trying to return from the aftereffects of an injury suffered in the first round of the 2010 Stanley Cup Playoffs. He also remained active within the organization as a television analyst on Comcast SportsNet. Following the 2010-11 season, Laperriere won the Bill Masterton Memorial Trophy for his perseverance, sportsmanship, and dedication to hockey. He signed with the Flyers as a free agent prior to the 2009-10 season and appeared in all 82 games that year, as well as 13 playoff games as the club went to the Stanley Cup Final.

Over his 16 year NHL career, Laperriere played 1,083 games with the Flyers, St. Louis, NY Rangers, Los Angeles, and Colorado, finishing his career with 1,956 PIM – the career leader among active NHL players at the time of his retirement. He was originally selected by St. Louis in the seventh round (156th overall) of the 1992 NHL Entry Draft.

Laperriere and his wife Magali reside in Haddonfield, NJ with their sons Tristan and Zachary. Laperriere was born on January 19, 1974.



**JOE MULLEN** ASSISTANT COACH

Joe Mullen enters his 10th season with the Flyers as an assistant coach. He was named to the position on June 6, 2007.

Mullen joined the Flyers coaching staff after serving as an assistant coach with the Flyers' American Hockey League affiliate, the Philadelphia Phantoms, during the 2006-07 season. After starting the 2005-06 season as an assistant coach with the Pittsburgh Penguins, he took over the head coaching position of the Penguins' AHL affiliate, the Wilkes-Barre/Scranton Penguins, in mid-season. He finished the season with a 28-16-3-5 mark. Prior to joining Wilkes-Barre/Scranton, he was an assistant coach for Pittsburgh for parts of six seasons (2000-01 to 2005-06).

A native of New York, NY, Mullen played 17 seasons in the NHL with the St. Louis Blues, Calgary Flames, Pittsburgh and Boston Bruins (1979-80, 1981-82 through 1996-97), recording 502 goals and 561 assists for 1,063 points and 241 penalty minutes in 1,062 regular season games. His 502

goals are fourth all-time among U.S.-born players. He was a member of three Stanley Cup Championship teams, with Calgary in 1989 and Pittsburgh in 1991 and 1992.

A three-time NHL All-Star, Mullen twice won the Lady Byng Trophy as "the player adjudged to have exhibited the best type of sportsmanship and gentlemanly conduct combined with a high standard of playing ability" (1987 and 1989). He was named to the NHL First All-Star Team following the 1988-89 season, after setting career highs for goals (51), assists (59) and points (110) in a season, while leading the league in plus/minus with a +51 rating.

In 1995, Mullen received the Lester Patrick Trophy "for outstanding service to hockey in the United States." He became the first American-born player to record 1,000 points when he picked up an assist on February 7, 1995, and became the first American to reach the 500-goal plateau on March 14, 1997. He was inducted into the Hockey Hall of Fame in his first year of eligibility in 2000, two years after his induction into the United States Hockey Hall of Fame (1998).

Mullen and his wife, Linda, have three sons, Ryan, Michael and Patrick, and a daughter, Erin. Mullen was born on February 26, 1957.

**KIM DILLABAUGH** GOALTENDING COACH

Kim Dillabaugh was named the Flyers goaltending coach on July 3, 2015.

Dillabaugh came to the Flyers from the Los Angeles Kings, where he spent eight seasons working in a goaltender development role for the club. In his time with the Kings, Dillabaugh contributed to the development of Jonathan Quick, Jonathan Bernier, and Martin Jones, while also working with goaltenders at the club's American Hockey League affiliate, the Manchester Monarchs, and prospects playing elsewhere in professional and amateur hockey. During Dillabaugh's time with the Kings organization, Los Angeles won two Stanley Cups and made the Conference Finals one other time, while Manchester won one Calder Cup and reached the Eastern Conference Finals two other times.

Dillabaugh played three seasons in the Western Hockey League (WHL) with the Kelowna Rockets and the Calgary Hitmen from 1994-97. He went into coaching upon concluding his junior career, first with the Goaltender

Development Institute (GDI) as an assistant to GDI president Ian Clark. In 2004, Dillabaugh became a goaltending & assistant coach with Kelowna and helped the team win a Memorial Cup that season. Over the next ten seasons, Dillabaugh helped the Rockets win two WHL championships (2005 and 2009) before stepping down in 2014 to join the Kings on a full-time basis.

Internationally, Dillabaugh has served as the goalie coach for Hockey Canada's Men's Under 18 Team (2004 and 2006 Junior World Cup) and was a part of Hockey Canada's Program of Excellence (POE) Goaltending Camp for four years.

Kim and his wife Bonnie have a daughter, Ellie.



**ADAM PATTERSON** VIDEO COACH

Adam Patterson enters his eighth season as video coach and his 15th overall year with the Flyers organization. He handles all video aspects of video used by the coaches and players, and is involved in pre-scouting upcoming opponents.

Patterson was promoted to his current position in 2009 after serving six years as the Flyers video coordinator. He spent the 2002-03 and 2004-05 seasons in the same capacity for the Philadelphia Phantoms, winning a Calder Cup with the team in 2005.

A native of Peterborough, Ontario, Patterson graduated from Eastern Michigan University with a degree in Communications and Video Production, while captaining the school's ice hockey team for his final three years. He was a four-time CSCHL All-Star and three-time

Division 1 All-American. Prior to that Patterson played junior hockey in Stratford, Ontario and in Detroit for the Compuware Ambassadors. He is the son of former Flyer and current team scout Dennis Patterson.

Patterson and his wife Amy reside in Barrington, NJ with their three children – son Colin and daughters Mackenzie and Mya.





**BOB CLARKE** SENIOR VICE PRESIDENT

Bob Clarke enters his 45th season as a member of the Flyers organization. He was named senior vice president on December 4, 2006. Previously, Clarke served as the general manager of the Flyers for just over 18 seasons (1984-1990, 1994-2006). He also carried the title of team president and general manager for nine seasons (1994-95 through 2002-03), and spent the 1992-93 season as a senior vice president.

During Clarke's time at the helm of the Flyers, the team compiled a 714-443-199 record, including 16 playoff appearances, three Eastern Conference Championships, three appearances in the Stanley Cup Final and eight division titles. As a player, Clarke led the Flyers to two Stanley Cup championships (in 1973-74 and 1974-75) and finished his playing career as the Flyers' all-time leading scorer with 1,210 points (358 goals and 852 assists) in 1,144 games over 15 seasons.

Clarke retired as a player following the 1983-84 season to become the fourth general manager in team history, taking over those duties on May 15, 1984. The Flyers went to the Stanley Cup Final twice in the first three years of Clarke's tenure, won three Patrick Division championships, and made the playoffs five times.

On June 15, 1994, Clarke was named president and general manager of the Flyers, a dual role he held until giving up the president's duties in 2003. Clarke continued as general manager until stepping down on October 22, 2006. During his second run as general manager, the Flyers won five more division championships and advanced to the 1997 Stanley Cup Final, marking the fourth time that Clarke led a team to the Final as GM. He was named as The Sporting News' and The Hockey News' Executive of the Year for the 1994-95 season after the Flyers advanced to the Eastern Conference Finals and captured the Atlantic Division Championship. He was the first executive to win The Hockey News award in consecutive years with two different teams.

Prior to rejoining the Flyers, Clarke spent one season as vice president and general manager of the Florida Panthers, taking over the post with the expansion team on March 1, 1993. He was named The Sporting News' Executive of the Year for the 1993-94 season after the Panthers set an NHL record for points by a first-year team with 83. He was the first to win The Sporting News awards as rookie, player, and executive.

Clarke also spent two seasons as the vice president and general manager of the Minnesota North Stars, working in that capacity from June 8, 1990 through June 20, 1992. The North Stars made the playoffs in both seasons under Clarke's watch, including a surprising run to the Stanley Cup Final in 1991.

Internationally, Clarke served as general manager of the Canadian Olympic Team for the 1998 Winter Games in Nagano, Japan. He also served as one of four general managers for the victorious 1987 Team Canada squad in the Canada Cup Tournament.

Clarke played an unparalleled 15-year career in Philadelphia. He was drafted by the Flyers in the second round (17th overall) of the 1969 NHL Amateur Draft from Flin Flon of the WCJHL, and went on to become the Flyers' all-time leading scorer with 358 goals and 852 assists for 1,210 points in 1,144 games, averaging over a point per game (1.06) for his entire career. He is 42nd on the NHL's all-time regular season scoring list entering the 2010-11 season. He also recorded 42 goals and 77 assists for 119 points to rank as the Flyers' all-time leading playoff scorer. He was Flyers' captain from 1972-73 through 1978-79 and 1982-83 through 1983-84. During his career, he led the Flyers in scoring eight times, participated in nine NHL All-Star Games, was named to the NHL's First All-Star Team twice (1974-75 and 1975-76), and to the Second Team twice (1972-73 and 1973-74).

Clarke is the most decorated player in Flyers history. He was inducted into the Hockey Hall of Fame on June 15, 1987, and was a charter inductee, along with Bernie Parent, into the Flyers' Hall of Fame in March of 1988. He won the Hart Memorial Trophy as the NHL's Most Valuable Player three times (1972-73, 1974-75, and 1975-76). His other NHL awards include: the Bill Masterton Trophy for perseverance, sportsmanship and dedication to hockey (1971-72); the Lester Patrick Award for outstanding service to hockey in the United States (along with co-recipient Ed Snider, 1979-80); and the Frank J. Selke Trophy as the NHL's top defensive forward (1982-83). He was named Living Legend by the Philadelphia Sports Writers Association at their 2001 Awards Banquet. He also won the Philadelphia Sportswriters "Good Guy" Award in 1982-83, giving him the first clean sweep of PSA honors (Athlete of the Year in 1974 and Most Courageous Athlete in 1980).

Clarke was born on August 13, 1949, in Flin Flon, Manitoba. He and his wife, Sandy, reside in New Jersey and have four children – sons Wade and Luke and daughters Jody and Jakki. They also have eight grandchildren.




**BARRY HANRAHAN** ASSISTANT GENERAL MANAGER

Barry Hanrahan was named Assistant General Manager of the Flyers in August of 2006. Hanrahan assists General Manager Ron Hextall in the day-to-day operations of the hockey club, including contract research and negotiations, roster and salary cap management, and scheduling. Hanrahan also serves as the club's direct liaison between the NHL and the Flyers regarding all aspects of hockey administration and works closely with the Flyers minor league affiliates in Lehigh Valley of the AHL and Reading of the ECHL. He has worked for the club since 1997, first as Director of Team Services and then as Assistant to the General Manager before being promoted to his current role.

Prior to joining the Flyers, Hanrahan spent six years with the Tampa Bay Lightning. He joined the Lightning in January of 1991 and was involved in the initial start-up of the franchise, working in the public relations and hockey operations departments as the organization prepared for its first NHL season in 1992-93.

Hanrahan is active in the Philadelphia-area community as a member of the Board of Advisors at the Jeffrey S. Moorad Center for the Study of Sports Law at Villanova University Law School. He also is a board member of the Claddagh Fund, Philadelphia, which supports community-based non-profits, with a focus on children and veterans organizations.

Hanrahan earned his bachelor's degree from Florida Southern College, concentrating in Sports Management, before earning his JD degree from Widener University School of Law in Delaware. While attending Florida Southern College, he interned with the Orlando Magic of the NBA during their inaugural season in 1989-90. Hanrahan and his wife, Lisa, reside in South Jersey with their three sons, Jack, Ty and Cam, and their Labradoodle, Meatball.

**CHRIS PRYOR** ASSISTANT GENERAL MANAGER, DIRECTOR OF PLAYER PERSONNEL

Chris Pryor was promoted to Assistant General Manager in August of 2016. He begins his 17th season with the Flyers. Pryor oversees all Flyers scouting activities at the professional and amateur levels, both in North America and overseas, with assistance from Dave Brown on the professional side and Dennis Patterson in the amateur ranks.

Pryor joined the Flyers in the summer of 1999 as a US amateur scout and served in that capacity until being promoted to the position of director of hockey operations in November of 2006. He was named to his current position in July of 2013.

Prior to joining the Flyers, Pryor worked for the New York Islanders from 1992-1999 in various capacities, including minor league coach (1992-94), scout (1994-99) and director of player development (1994-98). After retiring as a player early in the 1992-93 season with the Capital District Islanders (AHL), he stayed with Capital District as a full time assistant coach for the remainder of the season and then served as an assistant coach with the Salt Lake Golden Eagles (IHL) for the 1993-94 season.

Pryor played parts of six seasons in the NHL with the Minnesota North Stars and New York Islanders (1984-90). He also played for Salt Lake during the 1983-84 season and Capital District from 1990-92, where he won a Calder Cup in 1990. Prior to his professional playing career, Pryor played four seasons at the University of New Hampshire.

Chris and his wife Joannie reside in South Jersey. They have three children, Mike, Jena and Nick, and two grandchildren, Leighton and Jax.



**DAVE BROWN** HEAD PRO SCOUT

Dave Brown starts his 11th season with the Flyers front office, overseeing the organization's scouting of current NHL and minor league players. Prior to rejoining the Flyers in June 2006, Brown was a scout for the New York Rangers for eight seasons, serving as head professional scout for three years (2003-04 through 2005-06) and a pro scout for five seasons (1998-99 through 2002-03). Brown joined the Rangers after serving as an assistant coach for the Flyers for two seasons (1996-97 and 1997-98).

A native of Saskatoon, Saskatchewan, Brown played parts of 11 seasons with the Flyers, during which time he registered 39 goals and 39 assists for 78 points and 1,382 penalty minutes in 552 games. He is sixth on the team's All-Time List in penalty minutes.

Over a career of 14 seasons in the NHL (1982-83 through 1995-96) Brown recorded 45 goals and 52 assists for 97 points and 1,789 penalty minutes in 729 career games with the Flyers (1982-83 to 1988-89 and 1991-92 through 1994-95), Edmonton Oilers (1988-89 through 1990-91) and San Jose Sharks (1995-96). He won a Stanley Cup with the Oilers in 1990. Brown was selected by the Flyers in the seventh round (140th overall) of the 1982 NHL Entry Draft.



**JIM MCCROSSIN** MS ATC, CSCS, CES, PES**DIRECTOR OF SPORTS MEDICINE/  
HEAD ATHLETIC TRAINER**

Jim McCrossin begins his 20th season with the Philadelphia Flyers. He is both a certified athletic trainer (ATC) and strength and conditioning coach (CSCS). He holds a bachelor's degree in Athletic Training and Master's degrees in both Sports Medicine and Advance Exercise physiology. Jim is certified through the National Academy of Sports Medicine as a Corrective Exercise Specialist (CES) and a Performance Enhancement Specialist (PES), and he is also a member of the National Athletic Trainers Association, Professional Hockey Athletic Trainers Society, National Academy of Sports Medicine and National Strength and Conditioning Association.

On January 28th, 2014, McCrossin was honored by the Flyers and Professional Hockey Athletic Trainers Society for working his 1,500th game in professional hockey.

Jim has four children, Kevin, J.D., Danielle, and Luke. He, his wife Robyn, and son Luke reside in New Jersey.

**SAL RAFFA** ASSISTANT ATHLETIC TRAINER

Sal Raffa begins his 11th season as the assistant athletic trainer for the Flyers. He was promoted to the position in 2006 after spending two seasons with the Philadelphia Phantoms, where he was part of the team's Calder Cup championship in 2005.

A native of Norristown, Pennsylvania, Raffa attended Temple University in 2003 and holds a degree in sports medicine/athletic training. While at Temple, he worked with the men's basketball and football teams. He started his career in professional hockey as the athletic trainer for the Rockford IceHogs during the 2003-04 season.

Raffa is Certified and a member of the National Athletic Trainers Association (NATA). He is a Licensed Athletic Trainer in PA and NJ.

Raffa resides in Warrington, PA with his wife Holly and son Maximus.



**BEN PETERSON** PHD, CSCS *DIRECTOR OF SPORTS SCIENCE*

Ben Peterson begins his first season as the Director of Sports Science with the Philadelphia Flyers. He received his PhD in Applied Exercise Physiology from the University of Minnesota and his Bachelors degree from Northwestern University (Chicago).

Before coming to the Flyers, Ben was the Director of Research and Analytics for Catapult. His role at Catapult had him working with teams in every major professional league around the world, helping them identify and evaluate contextual analytics by measuring training loads and biomarkers to improve the performance outcomes and reduce soft tissue injuries of their athletes.

While at the University of Minnesota Ben assisted in running the Sports Performance Laboratory. His academic group continues to conduct research that is published in scientific journals around the world.

Ben lives in New Jersey with his wife, Michelle, and son, Beckett.

**CHRIS OSMOND** *STRENGTH & CONDITIONING COACH*

Chris Osmond enters his first season with the Philadelphia Flyers. He has extensive experience as a High Performance Strength and Conditioning coach, including stops with the Baltimore Orioles, Los Angeles Dodgers, Cleveland Indians and Minnesota Twins baseball clubs. Additionally, he has also worked with several collegiate programs in both Canada and the United States.

Chris comes to the Flyers after serving as a Head Strength & Conditioning Coach for the Canadian Sport Institute in Calgary, Alberta, Canada for 3 years. At the Canadian Sport Institute, Chris worked with national/Olympic and professional athletes from various national sport organizations and also served as a consultant to Hockey Canada National Program.

Chris also was the Strength and Conditioning Coach for the Calgary Roughnecks of the National Lacrosse League for 8 years and Strength Conditioning Coordinator (Player Development Team) for the Medicine Hat Tigers of the Western Hockey League.

Chris holds a Masters Degree in Exercise Science Sports Nutrition from North Dakota State University. Chris is also a Certified Strength Conditioning Specialist through the National Strength Conditioning Association and has completed a mentorship program through Athletes' Performance.



**DEREK SETTLEMYRE** HEAD EQUIPMENT MANAGER

Derek Settlemyre enters his 11th season as head equipment manager for the Flyers and his 21st year with the organization. He was promoted to his current position in 2006 after serving as the head equipment manager for the Philadelphia Phantoms for 10 seasons. He spent two years as an assistant equipment manager with the Flyers and a year in the same role with the Florida Panthers before taking the head job with the Phantoms when the team was founded in 1996.

Settlemyre has an impressive international resume with Team USA, most recently serving as the head equipment manager for the 2016 World Cup of Hockey. Settlemyre also worked for Team USA at the 2010 Winter Olympics in Vancouver, the 2007 World Championships in Moscow, and the 2006 World Championships in Riga, Latvia.

A native of High Point, North Carolina, Settlemyre graduated from Coker College in 1993 with a degree in fitness programming and played for the school's basketball and soccer teams. He resides in Philadelphia with his girlfriend Maria, his daughters Peyton and Bryce, and his son William David Settlemyre IV (Elvis).

**HARRY BRICKER** EQUIPMENT MANAGER

Harry Bricker begins his 17th consecutive season as an equipment manager with the Flyers and his 24th overall with the club. He began his career with the AHL's Hershey Bears, where he was assistant equipment manager from 1989 through 1991 while the team was the Flyers' AHL affiliate, and then moved up to the Flyers from 1991 to 1995. In 1996, Bricker became the head equipment manager of the AHL's Kentucky Thoroughblades, a position he held for three seasons. During the 1999-2000 season, Bricker was the assistant equipment manager for the Stanley Cup Champion New Jersey Devils.

**ANTHONY ORATORIO** EQUIPMENT MANAGER

Anthony "Rock" Oratorio is in his 32nd season of service with the Flyers training staff and his 20th full-time.

Prior to joining the Flyers on a full-time basis, Rock served in a variety of capacities for the Flyers training staff. He began his career in hockey as a stickboy with the Philadelphia Firebirds of the North American Hockey League. Rock served as an assistant equipment manager for the 1996 World Cup in Philadelphia, the 1997 NHL All-Star Game in San Jose and the 2000 NHL All-Star Game in Toronto.

He is single and resides in South Philadelphia.



**SHAWN TILGER** COO, BUSINESS OPERATIONS

Shawn Tilger was named Chief Operating Officer of Business Operations on February 6, 2014. He is entering his 14th season overseeing all facets of the Flyers' business operations, including marketing, broadcasting, communications, finance, budgeting, community relations, fan development, ticket sales, game presentation, customer service, premium seating, advertising sales, Flyers Charities, digital media, publicity, and merchandising functions. His responsibilities include generating new revenue streams and leveraging partnerships for the Flyers and their parent company, Comcast Spectacor. He also serves as an alternate governor of the Flyers on the National Hockey League's Board of Governors.

During Tilger's tenure, the Flyers have enjoyed tremendous growth on the business side of the organization and have been consistently ranked among the NHL's leaders in sales, marketing, public relations and community efforts.

Tilger was a 2010 recipient of the Street & Smith's Sports Business Journal "Forty Under 40 Award," given each year to 40 of the top sports executives under the age of 40. The publication also previously recognized him as one of its "Five People to Know in Ticketing."

Tilger has over 25 years of experience in the sports and entertainment industry. Prior to joining the Flyers, he served as Vice President of Marketing and Director of Marketing for Comcast Spectacor, overseeing marketing, public relations, and sales of family events and concerts at the Wells Fargo Center and the Spectrum.

A native of Beverly, New Jersey, Tilger received an M.A. in Sports Management from Springfield College and a B.A. in Government and Law from Lafayette College. Tilger resides in Moorestown, NJ with his wife Erika, daughter Ava, and son Gavyn.



**CINDY STUTMAN** VICE PRESIDENT OF REVENUE SUPPORT

Cindy Stutman is in her 14th season with the Flyers. She was promoted to the position of Vice President of Revenue Support in July of 2014. In her role, she is responsible for the execution of all customer service and support initiatives related to ticket sales, ad sales, digital media, ticket operations and ticket technology. Stutman joined the Flyers in 2003 as a customer service manager. Prior to joining the Flyers, she was a customer service manager with the Philadelphia 76ers for five seasons.

Stutman graduated from the University of Massachusetts-Amherst with a Bachelor of Science degree in Marketing and Sport Management. She is single and resides in Philadelphia.

**ANGELO CARDONE** CHIEF FINANCIAL OFFICER

Angelo Cardone joined the Flyers as Chief Financial Officer in January of 2009.

Cardone heads the Flyers finance and accounting operations, including planning and forecasting, financial reporting, cash management, accounts payable, accounts receivable and all payroll functions. Cardone also oversees the finances and accounting for Comcast Spectacor Charities and the Flyers Skate Zone properties.

A native of Cherry Hill, NJ, Cardone has more than two decades of experience in various finance and accounting roles. Prior to joining the organization, Cardone spent nine years at Live Nation, most recently serving as vice president of finance for Live Nation Philadelphia / DC / Carolinas. A graduate of Widener University, Cardone and his wife, Valerie, and daughters, Alexa and Rachael, reside in Voorhees, NJ.





## **BRYAN ANTON** VICE PRESIDENT OF SALES

---



Bryan Anton was named Vice President of Sales for the Flyers in February of 2013. He is responsible for revenue generation through Flyers individual, season, and group ticket packages, and also oversees the Premium Seating and Group Sales departments for the Wells Fargo Center.

Anton originally joined the Flyers as a sales associate in January of 2004. He spent the 2004-2005 season working for the Philadelphia 76ers as a Corporate Sales Manager, where he was responsible for building and managing an Inside Sales staff. Anton went on to hold the positions of Director of Sales and later Director of Client Development for the Flyers before being promoted to his current position.

Anton graduated from Clemson University in 2003 with a bachelor's degree in sports marketing. He resides in Philadelphia.

## **JOE HELLER** VICE PRESIDENT OF MARKETING

---



Joe Heller enters his sixth season with the Flyers. He was promoted to the position of Vice President of Marketing in July 2016. In his role, he is responsible for the execution of all club marketing initiatives, including advertising, promotions and branding, communications, game presentation, fan development and community relations.

Heller joined the Flyers as director of marketing in December 2011 after serving one season as the director of marketing and communications for New Jersey Motorsports Park in Millville, NJ. From 2006-2011, Heller was the manager of communications for two NASCAR-sanctioned facilities; Dover International Speedway in Dover, Del., and Nashville Superspeedway in Lebanon, Tenn.

A native of Philadelphia and graduate of Temple University, he resides in Havertown, Pa. with his wife, Jennifer, and children Scott and Juliette.



**CECILIA BAKER** VICE PRESIDENT OF TICKET OPERATIONS

Cecilia Baker joined the Flyers in February of 1975 and is currently the vice president of ticket operations, a position to which she was promoted in September 2002. Baker oversees all aspects of the Flyers ticket office.

Baker has held various positions with the club over the past 40 years, including director of ticket operations, ticket manager and assistant ticket manager. Baker also worked in the ticket office of the Philadelphia Eagles from 1967 through 1975.

She is single and resides in Philadelphia.

**ROB JOHNSON** VICE PRESIDENT OF BUSINESS DEVELOPMENT

Rob Johnson joined the Flyers as Vice President of Business Development in 2013. He is responsible for partnership marketing, digital strategy, and content creation.

Prior to joining the Flyers, Rob was Vice President of Marketing for XFINITY Live!, overseeing the opening and ongoing marketing strategy for one of the most successful dining & entertainment districts in North America. Rob previously held marketing positions with the Flyers from 2008 to 2011.

A graduate of Marietta College, Rob began his career as the Marketing Coordinator for the Jacksonville Jaguars (NFL). While in Jacksonville, he earned his MBA from the Davis College of Business at Jacksonville University.

A native of Margate, New Jersey, Rob currently resides in Center City Philadelphia.

**LINDA MANTAI** VICE PRESIDENT, FLYERS CHARITIES

Linda Mantai was named Vice President of Flyers Charities on July 1, 2014. In this role, Mantai oversees all activities and events put on by Flyers Charities, including the annual Flyers Wives Fight for Lives Carnival.

Mantai has spent the last 22 years working for the Flyers in a variety of capacities. She joined the organization in 1994 as a Public Relations Assistant and since then has held positions in Flyers public relations, marketing, game presentation and community relations. She was most recently the club's Senior Director of Project Development, overseeing special projects for the team while acting as a liaison between the team's hockey department and its business operations.

Mantai graduated from Villanova University in 1991 and spent three years with WCAU-TV in Philadelphia prior to joining the Flyers. Mantai resides in Cinnaminson, NJ with her husband Brian.



**PAT FERRILL** SENIOR VICE PRESIDENT, RINK MANAGEMENT & DEVELOPMENT

Pat Ferrill, the Senior Vice President of Rink Management and Development for Comcast Spectacor, has led the Flyers Skate Zone Division for the company since 1998. Ferrill was previously the manager of business development for the National Hockey League. Ferrill is also a proud member of the Board of the Ed Snider Youth Hockey Foundation.

Ferrill has more than 30 years of coaching experience at all levels of youth hockey, and also spent six seasons as the head men's varsity ice hockey coach at Villanova University. He has earned Master Level accreditation in the USA Hockey Coaching Education Program, and has coached within the USA Hockey Atlantic District Player Development Program since 1995.

Ferrill is the President of Virtua Hockey (formerly Team Comcast), the Tier I "AAA" youth hockey club that has had much success over the last few years both on the ice and with players moving on to higher levels. He also currently serves as the President of the Philadelphia Flyers Junior A Hockey Club, which plays in the United States Premier Hockey League. He has served as the assistant coach and team leader for the US National Team at the 1999 Spring InLine Hockey Cup in Helsinki, Finland, and was also the head coach of the National Junior Team for the 1998 InLine Hockey Junior World Championships. Previously, Ferrill served from 1995 to 2011 as the National Coach-in-Chief for USA Hockey Inline.

Ferrill has also served as an Atlantic District Director for USA Hockey and on USA Hockey's Youth Council. In addition to these responsibilities, Ferrill serves as Treasurer and sits on the Board of Directors for Serving The American Rinks (STAR), a national facilities association established as a joint-venture by USA Hockey and United States Figure Skating to deliver educational training programs to the ice rink industry.

Ferrill received his MBA from Villanova University in 1993 and an undergraduate degree in Accounting and Finance from Drexel University in 1987. He resides in Havertown, PA with his wife Colleen, and children Paulette, Kaitlyn, Ryan and Amanda.



**ZACK HILL** SR. DIRECTOR OF COMMUNICATIONS

Zack Hill begins his 24th season with the Flyers organization, serving as the team's media relations manager, public relations director and now senior director of communications. He oversees all aspects of the team's public relations and media relations efforts.

Under Hill's direction, the Flyers PR staff won the 2014-15 Dick Dillman Award for the Eastern Conference, given annually by the Professional Hockey Writers Association to the top PR staff in each NHL conference. Hill and his staff also won the award in 2011-12 and have been finalists for the award for the past nine consecutive seasons since 2007-08.

In April of 2014, Hill was inducted into the Jasper N. Deahl Honors Society at West Virginia University. The group is an alumni recognition program sponsored by the CEHS Alumni Association designed to honor alumni for career achievement, community engagement, and/or loyalty to WVU.

Prior to joining the Flyers, Hill was the public relations director for the Philadelphia 76ers from 1989-93 and assistant public relations director from 1987-89. He joined the 76ers as an intern in January 1987.

Hill holds a Bachelor of Science degree from West Virginia University. He resides in Ridley Park, Pennsylvania.

**JOE SIVILLE** DIRECTOR OF PUBLIC RELATIONS

Joe Siville enters his 10th season with the organization, joining the Flyers Communications staff in July of 2007 as Coordinator of Media Services and Publications and previously held the title of Manager of Public Relations before being promoted to his current position in June of 2014.

Since joining the Flyers, he has been a member of the Communications team that has been nominated for the NHL's Dick Dillman Award as top Public Relations staff for nine consecutive seasons beginning in 2007-08. The team won the award in 2011-12 and in 2014-15.

Prior to joining the Flyers, he was the Manager of Communications for the American Hockey League offices in Springfield, Mass., and spent two seasons as the Assistant Director of Communications for the ECHL offices in Princeton, NJ from 2004-06.

Siville holds a dual Bachelor of Arts degree in both Journalism and History from Rutgers, The State University of New Jersey, in New Brunswick, NJ. He and his wife, Jenna, currently reside in Pennsylvania with their son, Ryan.

**BRIAN SMITH** MANAGER OF BROADCASTING & MEDIA SERVICES

Brian Smith enters his eighth season with the Flyers and his 13th with Comcast-Spectacor. His primary duties within the PR department include overseeing credentials and other gameday PR operations, handling game notes, press releases and publications; and overseeing the department's internship program. He is also part of the Flyers' radio broadcast team and assists radio and television broadcast staff from the NHL, network rightsholders and visiting team rightsholders when they come to Philadelphia.

A native of Wilmington, DE, Smith began his career in the United Hockey League in 2000 when he spent three seasons handling radio play-by-play and PR duties first for the Kalamazoo Wings and then the Flint Generals. After moving back to the Delaware Valley, Smith joined Comcast Spectacor in October of 2004 as a member of the Philadelphia 76ers' PR/New Media department. In 2005 he returned to hockey when he joined the PR department of the Philadelphia Phantoms, and then was promoted to the Flyers in 2009.

Smith has also previously worked for WDEL Radio in Wilmington, WTOP Radio in Washington, DC, and the Wilmington News Journal.

Smith is a 2000 graduate of the University of Delaware, where he is a member of the Hall of Fame at campus radio station WVUD. He resides in Wilmington with his wife Mary and his children Zachary, Nolan and Madeleine.



**HOCKEY CLUB PERSONNEL**



Director of Team Services  
**Bryan Hardenbergh**



Manager of Hockey Analytics  
**Ian Anderson**



Executive Assistant  
**Kelly Flanagan**



Administrative Assistant  
**Jody Clarke**



Assistant Equipment Trainer  
**Mike Craytor**

**SCOUTING STAFF**



Pro Scout  
**John Chapman**



Pro Scout  
**Ross Fitzpatrick**



Pro Scout  
**Al Hill**



Pro Scout  
**Ilkka Sinisalo**



College Scout  
**Wade Clarke**



Amateur Scout  
**Mark Greig**



Amateur Scout  
**Joakim Grundberg**



Amateur Scout  
**Todd Hearty**



Amateur Scout  
**Ken Hoodikoff**



Amateur Scout  
**Jack McIlhargey**



Amateur Scout  
**Simon Nolet**



Amateur Scout  
**Dennis Patterson**



**SCOUTING STAFF**



Amateur Scout  
**Rick Pracey**



Amateur Scout  
**Nick Pryor**



Amateur Scout  
**Vaclav Slansky**



Scouting Consultant  
**Bill Barber**



Player Development Coach  
**Kjell Samuelsson**



Player Development Coach  
**John Riley**



Goaltending Development Coach  
**Brady Robinson**

**MEDICAL/TRAINING STAFF**



**Peter DeLuca, M.D.**



**Gary Dorshimer, M.D.**



**Guy Lanzi, D.M.D.**



**Frank Brady, D.C.**



Massage Therapist  
**Jack Kelly**

**EXECUTIVE STAFF**



Executive Assistant  
**Sharon Allison**



Executive Assistant  
**Cheri Arnao**



Executive Assistant  
**Ann Marie Nasuti**



**BUSINESS DEVELOPMENT DEPARTMENT**



Vice President,  
Business Development  
**Rob Johnson**



Digital Media Manager  
**Christine Mina**



Corporate Partnerships Manager  
**Steve Coskey**



Digital Media Specialist  
**Lauren Robins**

**COMMUNICATIONS DEPARTMENT**



Senior Director, Communications  
**Zack Hill**



Director, Public Relations  
**Joe Sivilie**



Manager, Broadcasting & Media Services  
**Brian Smith**

**CUSTOMER SERVICE DEPARTMENT**



Vice President, Revenue Support  
**Cindy Stutman**



Senior Manager, Customer Service  
**Courtney Sams**



Senior Manager,  
Client Communications & Events  
**Shannon Bowes**



Customer Service Account Mgr.  
**Vincent Galasso**



Customer Service Account Mgr.  
**Niles McFate**



Customer Service Account Mgr.  
**Chris McLendon**



Customer Service Account Mgr.  
**Michelle Siporin**



Customer Service Account Mgr.  
**Amanda Perkins**



**FINANCE DEPARTMENT**



Chief Financial Officer  
**Angelo Cardone**



Controller  
**Stephen Stout**




Senior Accountant  
**Ryan Gillies**



Senior Accountant  
**Chris Boyer**



Staff Accountant  
**Eric Wojciechowski**



Staff Accountant  
**Candy McKnight**



Payroll Accountant  
**Renee Eiler**



Accounting Clerk  
**Michele Dominic**

**MARKETING DEPARTMENT**



Vice President, Marketing  
**Joe Heller**



Director, Community Development  
**Brad Marsh**



Senior Manager, Community Relations

**Jason Tempesta**



Manager, Youth & Amateur Hockey  
**Rob Baer**



Manager, Marketing  
**Hung Tran**



Manager, Marketing Communications  
**Sarah Ferguson**



Marketing Coordinator  
**Kylie Woyat**



Ambassador of Hockey  
**Bob Kelly**



Ambassador of Hockey  
**Bernie Parent**



Fan Relations Assistant  
**Jerry Callahan**





**GAME PRESENTATION DEPARTMENT**



Senior Director, Game Presentation  
**Anthony Gioia**



Manager, Game Presentation  
**Corinne Yamada**



Producer/Director  
**Artie Halstead**



Production Coordinator  
**Max Ferrara**



Graphics Designer  
**Mike Cahill**



Video Editor  
**Chris Shay**



Public Address Announcer  
**Lou Nolan**



Anthem Singer  
**Lauren Hart**

**TICKETING DEPARTMENT**



Vice President, Ticket Operations  
**Cecilia Baker**




Director, Ticketing  
**Dan McGinnes**



Ticket Office Manager  
**Linda Fleischer**



Ticket Systems Manager  
**Tyler Wolford**



Ticket Operations Coordinator  
**Kris Hourin**



**TICKET SALES DEPARTMENT**



Vice President, Sales  
**Bryan Anton**



Director, Ticket Sales  
**Ilkka Kortessuoma**



Director, Strategy and Analytics Sr. Manager, Client Development  
**Fred Gambino**



Manager, Client Development  
**James Darlington**



Direct Marketing Manager  
**Justine Pletnick**



Ticket Sales Coordinator  
**Sarah Kurtz**



Sales Manager  
**Josh Wentz**



Account Executive  
**Nick Marchesiello**



Account Executive  
**Ryan Pirrone**



Account Executive  
**Charlie Wanner**



Group Sales Account Executive  
**Asher Halbert**



Group Sales Account Executive  
**Steve Luongo**



Client Development Executive  
**Rick Halverson**



Client Development Executive  
**Cameron Lucas**



Client Development Executive  
**Vicki Rees-Jones**



Client Development Executive  
**Charles O'Donnell**



Client Development Executive  
**David Tierno**



Client Development Executive  
**Fran Walmsley**



Group Sales Sports Account Executive  
**Joe Rossi**



Group Sales Sports Account Executive  
**Tom McCarthy**

**SALES ASSOCIATES**

Juliana Carfagno, Gino Catena, Rick Graber, Mike Miller, Robert Newell, Michelle Shames



**COMCAST SPECTACOR CHARITIES**



Vice President  
**Linda Mantai**



Director of Development  
**Denise Sullivan**



Finance Manager  
**Lisa Cataldo**



Coordinator  
**Brianna Amato**

**PREMIUM SEATING**



Director, Premium Seating  
**Hadley Rossitter**



Sr. Premium Sales Executive  
**Jimmy Dunk**




Sr. Premium Sales Executive  
**James Nelson**



Premium Sales Executive  
**Ville Valimaa**




Premium Sales Executive  
**Dan Ryan**




Premium Sales Executive  
**Robert Mansis**



Premium Sales Executive  
**Tim Gobs**



Premium Sales Executive  
**Steven Marino**



Sales Coordinator  
**Stacey Hyjurick**



Marketing Coordinator  
**Elizabeth Grass**



ADVERTISING SALES DEPARTMENT



Vice President of Sales  
**Bo Koelle**



General Sales Manager  
**John Braun**



Local Sales Manager  
**Andy Humphreys**



Digital Sales Manager  
**Nicole Mellbye**



New Business Development Manager  
**Mike Garrity**



Sr. Account Executive/Phillies Liaison  
**Mike O'Connor**



Senior Account Executive  
**Joe Watson**



Senior Account Executive  
**Rich Rodowicz**



Account Executive  
**Joe Heyer**



Account Executive  
**Caroline Pugh**



Account Executive  
**Rachael Matreale**



Account Executive  
**Sheri Wade**



Account Executive  
**Patrick Furlong**



Account Executive  
**Matt Sillman**



Account Executive  
**Tarasai Karega**



Account Executive  
**Kevin Cardillo**



Account Executive  
**Kerron Warrick**



Senior Analyst, Billing  
**Jonathan Lu**



Billing Coordinator  
**Rainere Martin**



Senior Manager, Revenue  
**Mike Gerst**



**ADVERTISING SALES DEPARTMENT**



Manager, On-Air Media  
**Shannan Baumann**



Sponsorship Manager  
**Laura Gehring**



Client Services Manager  
**Bridget Gannon**



Client Services Manager  
**Taylor Kennedy**



Client Services Manager  
**Lindsey Graham**



Executive Assistant/Office Manager  
**Stephanie McCaffrey**

**COMCAST SPORTSNET PHILADELPHIA**



President & General Manager  
**Brian Monihan**



Vice President of Marketing  
**Cynthia Weiss**



Vice President of Operations  
**Scott Faccenda**



Vice President of News Programming  
**Michelle Murray**



Vice President/Executive Producer –  
Live Events & Remote Production  
**Shawn Oleksiak**



Producer  
**Bryan Cooper**



Director of Communications  
**Maureen Quilter**



**JIM JACKSON** PLAY-BY-PLAY ANNOUNCER

Jim Jackson begins his 23rd season as a Flyers broadcaster and his 21st as the club's television play-by-play announcer. He is a six-time Mid-Atlantic Emmy Award winner for Sports Play-By-Play/Color Commentary and twice a winner for Best Live Sports Coverage Series. He was selected as the 2011 Pennsylvania Broadcaster of the Year by the National Sportscasters & Sportswriters Association. For the past 10 years, Jackson has also been a member of the broadcast team on the Philadelphia Phillies radio network.

Jackson joined the Flyers in 1993 as the team's radio play-by-play voice and served in that role for two seasons (1993-94 & 1994-95) before moving over to the TV side. He came to the Flyers after spending the previous six years doing play-by-play for the Utica Devils, formerly the New Jersey Devils' American Hockey League affiliate. He also served as sports director for WTLB (AM) Radio in Utica, New York, and was the play-by-play broadcaster for the Utica Blue Sox (New York Penn League, Class "A" Baseball).

In 2004, Jackson wrote the book titled *Walking Together Forever: The Broad Street Bullies, Then and Now*, which chronicled the members of the 1974 and 1975 Flyers Stanley Cup teams and gave an update on their activities at that time.

Jackson graduated from Syracuse University in 1985 with a degree in Broadcast Journalism, where he handled the play-by-play duties for the university's football, basketball, and lacrosse teams. He is a native of Utica and currently resides in Gloucester Township, New Jersey, with his wife, Bernadette, and their two children, daughter Deanna and son Johnny.

Jackson graduated from Syracuse University in 1985 with a degree in Broadcast Journalism, where he handled the play-by-play duties for the university's football, basketball, and lacrosse teams. He is a native of Utica and currently resides in Gloucester Township, New Jersey, with his wife, Bernadette, and their two children, daughter Deanna and son Johnny.

**CHRIS THERIEN** RINKSIDE ANALYST

Chris Therien enters his third season as the between-the-benches, ice-level analyst for Comcast SportsNet. Therien joined the CSN TV crew in 2014 after spending six seasons as the color analyst for Flyers radio broadcasts, prior to which he was an analyst on Comcast SportsNet's Post-Game Live show following Flyers games. In addition, Therien was a part-time member of SportsRadio 94 WIP's Morning Show, as well as the Glen Macnow Show.

Therien played 11 seasons for the Flyers during two different stints (1994-95 to 2003-04 & 2005-06), recording 29 goals and 130 assists for 159 points and adding 583 penalty minutes in 753 regular season games. He also played 11 games for the Dallas Stars during the 2003-04 season.

Therien's 753 regular season games as a Flyer are the most for a Flyers defenseman and are fourth overall on the team's All-Time List. He was a member of the Canadian Olympic Team that won the Silver Medal at the 1994 Winter Olympic Games in Lillehammer, Norway. Prior to turning professional, he attended Providence College for three years before joining the Canadian National Team after his junior year at Providence. Therien was drafted by the Flyers in the third round (47th overall) of the 1990 NHL Entry Draft.

Outside of hockey, Therien is an assistant vice president of marketing for Chicago Title Company, a real-estate services firm. He is actively involved with the Trillium Gift of Life Foundation in Canada, which supports organ donation, and is involved with the ALS Hope Foundation and various other charity endeavors. Therien resides in Marlton, New Jersey, with his wife, Diana, and their four children – daughters Isabella, Ava and Alexa and son Christopher.



**KEITH JONES** COLOR ANALYST

Keith Jones starts his 11th season as an in-booth color analyst for Flyers telecasts. He is also a national studio analyst for NBC's NHL coverage, serving in that role on a national stage during the NHL Winter Classic and the Stanley Cup Final for the past five seasons. In addition to his work on Comcast SportsNet and NBC, Jones also is a member of SportsRadio 94 WIP's Morning Show. Prior to joining the Flyers' game broadcast team, Jones served as an analyst Comcast SportsNet's Post Game Live and Facing Off segments for six seasons.

Jones retired from professional hockey after a nine-year NHL career on November 21, 2000 due to a knee injury. He recorded 117 goals and 141 assists for 258 points and 765 penalty minutes in 491 career regular season games with the Washington Capitals (1992-93 to 1996-97), Colorado Avalanche (1996-97 to 1998-99) and the Flyers (1998-99 through 2000-01). He was acquired by the Flyers from Colorado in exchange for Shjon Podein on November 12, 1998. He registered 27 goals and 47 assists for 74 points and 164 penalty minutes in 131 games as a Flyer.

Jones was drafted by the Capitals in the seventh round (141st overall) of the 1988 NHL Entry Draft following a four-year career at Western Michigan University. He resides in Shamong, New Jersey with his wife, Laura, and their daughter, Adrian.

**BILL CLEMENT** COLOR ANALYST

Bill Clement returns for his 13th season as a color commentator on Flyers telecasts. He was the TV color analyst for the Flyers from 1989-1992 and rejoined the club's broadcast team in 2007. A member of both of the Flyers' Stanley Cup championship teams, Clement was also a two-time NHL all-star over his 11-year NHL career with the Flyers, the Washington Capitals and the Flames, both in Atlanta and Calgary.

Clement was the lead color analyst for ESPN's National Hockey Night broadcasts for 15 years. He has also been a studio host for NBC and VERSUS, and has worked as a broadcaster at five Olympic Games. His other broadcast credits include ABC and TNT in the US and CTV, CBC, Rogers Sportsnet and Sirius-XM Radio in Canada.

In addition to his hockey broadcasting career, Clement is also a critically acclaimed speaker, actor and entrepreneur. He has worked on the ABC daytime drama All My Children and done more than 300 television ads for clients such as Chevrolet, Bud Light and Deep Woods Off. He has also provided one of the commentator voices on the EA Sports NHL video games.



**TIM SAUNDERS** *PLAY-BY-PLAY ANNOUNCER*

Tim Saunders enters his 19th season as the play-by-play announcer for Flyers radio. He also served as the television play-by-play announcer for the Philadelphia Phantoms for eight seasons.

Saunders joined the Flyers in 1997 after spending two seasons as the play-by-play broadcaster and the Director of Broadcasting for the Cleveland Lumberjacks of the International Hockey League. In that role, Saunders was responsible for all facets of the team's radio and television involvement, including the simulcasts of the Lumberjacks' 20-game television package on Fox Sports Pittsburgh and SportsChannel of Ohio.

A native of Grosse Pointe, Michigan, Saunders began his hockey career as the cable television voice of the Muskegon Fury of the Colonial Hockey League in 1992-93. He then spent two seasons as a broadcaster for the Tulsa Oilers of the Central Hockey League (1993-94 & 1994-95) before moving to Cleveland. Prior to his hockey work, Saunders was the sports director at WOOD Radio in Grand Rapids, Michigan for 10 years.

Tim and his wife, Margie, have two children – daughter Katie and son Steven – and reside in Somerdale, New Jersey.

**STEVE COATES** *COLOR ANALYST*

Steve Coates is a 34-year veteran of the Flyers broadcast team. He currently serves as the color analyst for Flyers radio broadcasts on 97.5 the Fanatic and 93.3 WMMR.

A former right wing who appeared in five games with the Detroit Red Wings during the 1976-77 season, Coates has filled several roles with the Flyers since retiring as a player in 1980, when he joined Gene Hart in the Flyers radio booth. His work has ranged from radio color commentary to studio host on Flyers telecasts on both WTAF-TV (Channel 29, 1984 through 1986) and WGBS-TV (Channel 57, 1987 through 1991). He served as the radio color analyst on WIP-AM for six seasons before being named the rinkside reporter for Comcast SportsNet telecasts, a position he held for 16 seasons before returning to radio in 2014. Coates has won two Mid-Atlantic Emmy Awards (2000 & 2004) for Best Live Sports Coverage Series and has also served as the television color commentator for Philadelphia Phantoms and Flyers Cup telecasts during his career.

Coates played professional hockey for eight different clubs from 1973 through 1980, including his time with the Red Wings in 1976-77. He has also played for the Des Moines Capitals (IHL, 1973-74); Richmond Robins (AHL, 1974-76); Springfield Indians (AHL, 1976-77); Kansas City Red Wings (CHL, 1977-78); Maine Mariners (AHL, 1978); and the Philadelphia/Syracuse Firebirds (AHL, 1978-80). He is a 1973 graduate of Michigan Tech University with a degree in Business Administration.

Steve and his wife, Lynn, reside in Egg Harbor Township, New Jersey. He has a stepdaughter, Kerrie Lynne, who is a pharmacist living in Galloway, New Jersey, with her husband, Keith.







2016-17

**PHILADELPHIAFLYERS**

ROSTER



# 78 | Pierre-Edouard Bellemare

– LEFT WING –

**BIRTHDATE:** March 6, 1985 | **BIRTHPLACE:** Paris, France  
**HT:** 6'0" | **WT:** 196 | **SHOOTS:** Left | **SEASON:** 3rd NHL, 3rd Flyers  
**ACQUIRED:** Free Agent – signed June 11, 2014

## 2015-16

Scored goals in two consecutive games Feb. 25 vs. MIN & Feb. 27 vs. ARI... scored an empty-netter to secure a 3-2 win over PIT on April 9, which clinched the Flyers a playoff spot.

## CAREER

**2014-15:** Appeared in 81 games...scored in two consecutive games Nov. 4 and 6...scored his first NHL goal Oct. 22 at PIT. **2013-14:** At the IIHF World Championships, led France in assists (5) and finished 3rd on the team in points with 8... Also scored the shootout winner when France upset Canada in the preliminary round... Led France to the Quarterfinal Round... Recorded 35 points (20G, 15A in) in 52 games with Skelleftea, then went on to record 14 points (9G, 5A) in 14 playoff games en route to a second consecutive SHL championship. Spent a total of five seasons with Skelleftea, also winning a Swedish championship in **2012-13**... recorded 64 goals and 61 assists for 125 points in 238 career games for Skelleftea... has competed internationally for France every year since 2001... scored five goals in five games at the 2005 World Junior Championships... prior to Skelleftea, played in Sweden's Allsvenskan league for Leksands IF, the same club that produced Michael Raffl... also played professionally in France before moving over to Sweden, posting 69 points (26G, 43A) in 87 career games with Rouen.

## STATISTICAL CAREER HIGHS

|                               | FLYERS                 | CAREER                |
|-------------------------------|------------------------|-----------------------|
| MOST GOALS (GAME)             | 1 (13 TIMES)           | 1 (13 TIMES)          |
| MOST ASSIST (GAME)            | 1 (13 TIMES)           | 1 (13 TIMES)          |
| MOST POINTS (GAME)            | 2 (3/24/16)            | 2 (3/24/16)           |
| MOST GOALS (SEASON)           | 7 (2015-2016)          | 7 (2015-2016)         |
| MOST ASSIST (SEASON)          | 7 (2015-2016)          | 7 (2015-2016)         |
| MOST POINTS (SEASON)          | 14 (2015-2016)         | 14 (2015-2016)        |
| LONGEST GOAL-SCORING STREAK   | 2 GAMES(2/25, 2/27/16) | 2 GAMES(2/25,2/27/16) |
| LONGEST ASSIST-SCORING STREAK | N/A                    | N/A                   |
| LONGEST POINT-SCORING STREAK  | N/A                    | N/A                   |



## CAREER RECORD

| YEAR                     | TEAM       | LEAGUE | REGULAR SEASON |            |            |            |            | PLAYOFFS   |           |           |           |           |
|--------------------------|------------|--------|----------------|------------|------------|------------|------------|------------|-----------|-----------|-----------|-----------|
|                          |            |        | GP             | G          | A          | PTS        | PIM        | GP         | G         | A         | PTS       | PIM       |
| 2002-03                  | Rouen      | France | 11             | 0          | 1          | 1          | 6          | --         | --        | --        | --        | --        |
| 2003-04                  | Rouen      | France | 22             | 10         | 10         | 20         | 16         | 4          | 1         | 1         | 2         | 4         |
| 2004-05                  | Rouen      | France | 28             | 4          | 15         | 19         | 20         | 12         | 7         | 5         | 12        | 6         |
| 2005-06                  | Rouen      | France | 26             | 12         | 17         | 29         | 24         | 9          | 2         | 7         | 9         | 6         |
| 2006-07                  | Leksand    | Swe-1  | 44             | 8          | 11         | 19         | 24         | 10         | 1         | 0         | 1         | 4         |
| 2007-08                  | Leksand    | Swe-1  | 40             | 14         | 15         | 29         | 12         | 10         | 2         | 3         | 5         | 4         |
| 2008-09                  | Leksand    | Swe-1  | 41             | 31         | 18         | 49         | 113        | 10         | 5         | 5         | 10        | 6         |
| 2009-10                  | Skellefteå | SHL    | 49             | 9          | 5          | 14         | 16         | 12         | 2         | 7         | 9         | 8         |
| 2010-11                  | Skellefteå | SHL    | 53             | 10         | 8          | 18         | 20         | 16         | 1         | 4         | 5         | 0         |
| 2011-12                  | Skellefteå | SHL    | 55             | 19         | 17         | 36         | 40         | 15         | 4         | 8         | 12        | 12        |
| 2012-13                  | Skellefteå | SHL    | 29             | 6          | 16         | 22         | 47         | 9          | 0         | 1         | 1         | 2         |
| 2013-14                  | Skellefteå | SHL    | 52             | 20         | 15         | 35         | 32         | 14         | 9         | 5         | 14        | 6         |
| 2014-15                  | FLYERS     | NHL    | 81             | 6          | 6          | 12         | 18         | --         | --        | --        | --        | --        |
| 2015-16                  | FLYERS     | NHL    | 74             | 7          | 7          | 14         | 27         | 5          | 0         | 1         | 1         | 15        |
| <b>EUROPEAN TOTALS</b>   |            |        | <b>450</b>     | <b>143</b> | <b>148</b> | <b>291</b> | <b>368</b> | <b>121</b> | <b>34</b> | <b>46</b> | <b>80</b> | <b>58</b> |
| <b>NHL/FLYERS TOTALS</b> |            |        | <b>155</b>     | <b>13</b>  | <b>13</b>  | <b>26</b>  | <b>45</b>  | <b>5</b>   | <b>0</b>  | <b>1</b>  | <b>1</b>  | <b>15</b> |

(a) Signed as a free agent by Philadelphia, June 11, 2014.

## MISCELLANEOUS STATS

| YEAR                     | TEAM   | LEAGUE | REGULAR SEASON |          |          |            |          |            |             |             |              |           | PLAYOFFS  |           |  |
|--------------------------|--------|--------|----------------|----------|----------|------------|----------|------------|-------------|-------------|--------------|-----------|-----------|-----------|--|
|                          |        |        | PP             | SH       | GW       | S          | S%       | +/-        | TF          | F%          | MIN          | PP        | SH        | GW        |  |
| 2014-15                  | FLYERS | NHL    | 0              | 0        | 1        | 113        | 5.3      | -3         | 761         | 47.7        | 12:50        | --        | --        | --        |  |
| 2015-16                  | FLYERS | NHL    | 0              | 0        | 1        | 102        | 6.9      | -8         | 579         | 46.98       | 13:34        | --        | --        | --        |  |
| <b>NHL/FLYERS TOTALS</b> |        |        | <b>0</b>       | <b>0</b> | <b>2</b> | <b>215</b> | <b>6</b> | <b>-11</b> | <b>1340</b> | <b>47.2</b> | <b>13:12</b> | <b>--</b> | <b>--</b> | <b>--</b> |  |





## 78 | Pierre-Edouard Bellemare

### CAREER STATS VS. NHL

| TEAM        | GP | G | A | PTS | PIM | TEAM         | GP | G | A | PTS | PIM |
|-------------|----|---|---|-----|-----|--------------|----|---|---|-----|-----|
| ANAHEIM     | 4  | 0 | 0 | 0   | 0   | MONTREAL     | 6  | 0 | 0 | 0   | 0   |
| ARIZONA     | 4  | 1 | 1 | 2   | 0   | NASHVILLE    | 4  | 0 | 0 | 0   | 0   |
| BOSTON      | 6  | 1 | 0 | 1   | 0   | NEW JERSEY   | 7  | 1 | 1 | 2   | 6   |
| BUFFALO     | 5  | 0 | 0 | 0   | 0   | NY ISLANDERS | 9  | 2 | 0 | 2   | 0   |
| CALGARY     | 3  | 0 | 0 | 0   | 2   | NY RANGERS   | 8  | 0 | 0 | 0   | 2   |
| CAROLINA    | 9  | 0 | 0 | 0   | 7   | OTTAWA       | 6  | 0 | 0 | 0   | 0   |
| CHICAGO     | 4  | 0 | 0 | 0   | 7   | PHILADELPHIA | 0  | 0 | 0 | 0   | 0   |
| COLORADO    | 3  | 1 | 1 | 2   | 2   | PITTSBURGH   | 8  | 2 | 1 | 3   | 5   |
| COLUMBUS    | 9  | 0 | 0 | 0   | 0   | SAN JOSE     | 4  | 0 | 0 | 0   | 0   |
| DALLAS      | 4  | 0 | 0 | 0   | 0   | ST. LOUIS    | 4  | 0 | 2 | 2   | 2   |
| DETROIT     | 6  | 1 | 1 | 2   | 0   | TAMPA BAY    | 6  | 1 | 1 | 2   | 0   |
| EDMONTON    | 3  | 1 | 0 | 1   | 0   | TORONTO      | 6  | 0 | 1 | 1   | 6   |
| FLORIDA     | 6  | 1 | 1 | 2   | 2   | VANCOUVER    | 3  | 0 | 0 | 0   | 0   |
| LOS ANGELES | 4  | 0 | 0 | 0   | 2   | WASHINGTON   | 7  | 0 | 1 | 1   | 0   |
| MINNESOTA   | 4  | 1 | 2 | 3   | 2   | WINNIPEG     | 3  | 0 | 0 | 0   | 0   |

#### – NHL TOTALS –

| GP         | G         | A         | PTS       | PIM       |
|------------|-----------|-----------|-----------|-----------|
| <b>155</b> | <b>13</b> | <b>13</b> | <b>26</b> | <b>45</b> |





# 25 | Nick Cousins

– CENTER –

**BIRTHDATE:** July 20, 1993 | **BIRTHPLACE:** Bellville, Ontario  
**HEIGHT:** 5'10" | **WEIGHT:** 185 | **SHOOTS:** Left | **SEASON:** 3rd NHL, 3rd Flyers  
**ACQUIRED:** Draft - 3rd round (68th overall) in 2011

## 2015-16

Split season between Lehigh Valley and the Flyers...first recalled Nov. 27 and appeared in four games before returning to Lehigh Valley on Dec. 5... recalled again Feb. 5 and remained with the Flyers for the rest of the season... recorded his first NHL goal, assist and points in a two-point game (1G, 1A) on Feb. 11 vs. BUF... recorded two assists and skated a career-high 15:49 in the final regular season game Apr. 10 at NYI... appeared in all six Stanley Cup Playoff games vs. Washington... his time with Lehigh Valley was played at a point-per-game pace, with 38 points in 38 games (12G, 26A)... started the season on a four-game scoring streak (1G, 5A) and recorded 18 points (5G, 13A) over the first 15 games of the season... that included a second four-game scoring streak from Oct 28 – Nov. 13, when he posted four goals and five assists for nine points... recorded a three-point night Dec. 18 vs. Hershey (1G, 2A)... posted a three-point night (2G, 1A) on Jan. 27 vs. Binghamton... that was the first of his final three games before his Feb. 5 callup, a stretch in which he posted a total of five points (2G, 3A).

## CAREER

**2014-15:** Led all Phantoms in points (56), assists (34), and power play goals (9) during 2014-15 season... Made his NHL Debut March 17, 2015, Philadelphia at Vancouver... CCM/AHL Player of the Week (March 9-15) (3 games, 4 goals, 2 assists, 6 points, 13 shots on goal, +4)... Recalled from loan by Philadelphia (NHL) on March 14, 2015 (11 games, 2 PIM, +1)... Registered second hat trick of the season as part of 4-point night (3 goals, assist) in 4-3 win at Toronto Marlies on March 11, 2015... Converted first penalty shot in Lehigh Valley Phantoms history as part of 4-3 win at Toronto Marlies on March 11, 2015 (vs. Christopher Gibson)... Named CCM/AHL Player of the Month (January) (13 games, 7 goals, 10 assists, 17 points)... Recorded first hat trick in Lehigh Valley Phantoms history (3 goals, assist) in 5-1 win vs. Binghamton on January 17, 2015 **2013-14:** First Pro Goal: October 18, 2013 Adirondack at WB/Scranton (first pro multi-point game as well)... Pro Debut: March 31, 2013 Adirondack at Connecticut (7 more games with ADK in April 2013) **2012-13:** Signed a three-year entry-level contract with Philadelphia on March 26, 2012... Major Juniors with Sault Ste. Marie Greyhounds (OHL) from 2009-13: 264 games, 102g, 189a, 291pts, 261pim... Finished second among all OHL skaters in assists (76) and third in points (103) in 2012-13... was teammates and linemates on the Sault Ste. Marie Greyhounds with fellow Phantom Brandon Alderson... Also played for Team Canada in 2011 at Under-18 World Cup finishing with 4g, 1a, 5pts in 7 games **2011-12:** Returned to Sault Ste. Marie for his third junior season with the Greyhounds and made his pro debut at the end of the year, playing for PHI' AHL affiliate Adirondack... Scoreless with no penalties in his only game with the Phantoms... Cousins was the leading scorer for the Greyhounds, finishing with 35 goals and 53 assists in 65 games and was plus-one with 88 penalty minutes. **2010-11:** In 68 games for the Greyhounds, scored 29 goals and added 39 assists for 68 points... played for Canada at the 2011 U-18 World Junior Championship, scoring 4 goals and adding 4 assists for 8 points in 7 games. **2009-10:** In his OHL rookie season, played in 67 games for the Greyhounds... scored 11 goals and added 21 assists for 32 points... In 5 playoff games, picked up 1 assist.



## STATISTICAL CAREER HIGHS

|                               | FLYERS                | CAREER                |
|-------------------------------|-----------------------|-----------------------|
| MOST GOALS (GAME)             | 1 (6 TIMES)           | 1 (6 TIMES)           |
| MOST ASSIST (GAME)            | 2 (@ NYI, 4/10/16)    | 2 (@ NYI, 4/10/16)    |
| MOST POINTS (GAME)            | 2 (2 TIMES)           | 2 (2 TIMES)           |
| MOST GOALS (SEASON)           | 6 (2015-16)           | 6 (2015-16)           |
| MOST ASSIST (SEASON)          | 5 (2015-16)           | 5 (2015-16)           |
| MOST POINTS (SEASON)          | 11 (2015-16)          | 11 (2015-16)          |
| LONGEST GOAL-SCORING STREAK   | 2 (2/16/16 - 2/19/16) | 2 (2/16/16 - 2/19/16) |
| LONGEST ASSIST-SCORING STREAK | N/A                   | N/A                   |
| LONGEST POINT-SCORING STREAK  | 2 (2/16/16 - 2/19/16) | 2 (2/16/16 - 2/19/16) |

## CAREER RECORD

| YEAR    | TEAM                     | LEAGUE | REGULAR SEASON |            |            |            |            |           | PLAYOFFS |          |          |           |  |
|---------|--------------------------|--------|----------------|------------|------------|------------|------------|-----------|----------|----------|----------|-----------|--|
|         |                          |        | GP             | G          | A          | PTS        | PIM        | GP        | G        | A        | PTS      | PIM       |  |
| 2008-09 | Trenton                  | OJHL   | 5              | 0          | 1          | 1          | 2          | --        | --       | --       | --       | --        |  |
| 2009-10 | Sault Ste. Marie         | OHL    | 67             | 11         | 21         | 32         | 34         | 5         | 0        | 1        | 1        | 2         |  |
| 2010-11 | Sault Ste. Marie         | OHL    | 68             | 29         | 39         | 68         | 56         | --        | --       | --       | --       | --        |  |
| 2011-12 | Sault Ste. Marie         | OHL    | 65             | 35         | 53         | 88         | 88         | --        | --       | --       | --       | --        |  |
|         | PHANTOMS                 | AHL    | 1              | 0          | 0          | 0          | 0          | --        | --       | --       | --       | --        |  |
| 2012-13 | Sault Ste. Marie         | OHL    | 64             | 27         | 76         | 103        | 83         | 6         | 3        | 3        | 6        | 12        |  |
|         | PHANTOMS                 | AHL    | 7              | 0          | 1          | 1          | 2          | --        | --       | --       | --       | --        |  |
| 2013-14 | PHANTOMS                 | AHL    | 74             | 11         | 18         | 29         | 47         | --        | --       | --       | --       | --        |  |
| 2014-15 | PHANTOMS                 | AHL    | 64             | 22         | 34         | 56         | 73         | --        | --       | --       | --       | --        |  |
|         | FLYERS                   | NHL    | 11             | 0          | 0          | 0          | 2          | --        | --       | --       | --       | --        |  |
| 2015-16 | PHANTOMS                 | AHL    | 38             | 12         | 26         | 38         | 45         | --        | --       | --       | --       | --        |  |
|         | FLYERS                   | NHL    | 36             | 6          | 5          | 11         | 4          | 6         | 0        | 0        | 0        | 2         |  |
|         | <b>OHL TOTALS</b>        |        | <b>264</b>     | <b>102</b> | <b>189</b> | <b>291</b> | <b>261</b> | <b>11</b> | <b>3</b> | <b>4</b> | <b>7</b> | <b>14</b> |  |
|         | <b>AHL TOTALS</b>        |        | <b>184</b>     | <b>45</b>  | <b>79</b>  | <b>124</b> | <b>167</b> | <b>0</b>  | <b>0</b> | <b>0</b> | <b>0</b> | <b>0</b>  |  |
|         | <b>NHL/FLYERS TOTALS</b> |        | <b>47</b>      | <b>6</b>   | <b>5</b>   | <b>11</b>  | <b>6</b>   | <b>6</b>  | <b>0</b> | <b>0</b> | <b>0</b> | <b>2</b>  |  |

## MISCELLANEOUS STATS

| YEAR    | TEAM                     | LEAGUE | REGULAR SEASON |          |          |           |             |           |            |             |              |          | PLAYOFFS |          |  |
|---------|--------------------------|--------|----------------|----------|----------|-----------|-------------|-----------|------------|-------------|--------------|----------|----------|----------|--|
|         |                          |        | PP             | SH       | GW       | S         | S%          | +/-       | TF         | F%          | MIN          | PP       | SH       | GW       |  |
| 2014-15 | FLYERS                   | NHL    | 0              | 0        | 0        | 6         | 0           | 1         | 52         | 44.2        | 8:49         | --       | --       | --       |  |
| 2015-16 | FLYERS                   | NHL    | 2              | 0        | 1        | 41        | 14.6        | 5         | 237        | 46          | 10:44        | 0        | 0        | 0        |  |
|         | <b>FLYERS/NHL TOTALS</b> |        | <b>2</b>       | <b>0</b> | <b>1</b> | <b>47</b> | <b>14.6</b> | <b>12</b> | <b>289</b> | <b>45.7</b> | <b>10:17</b> | <b>0</b> | <b>0</b> | <b>0</b> |  |





## 25 | Nick Cousins

### CAREER STATS VS. NHL

| TEAM        | GP | G | A | PTS | PIM | TEAM         | GP | G | A | PTS | PIM |
|-------------|----|---|---|-----|-----|--------------|----|---|---|-----|-----|
| ANAHEIM     | 1  | 0 | 0 | 0   | 0   | MONTREAL     | 1  | 1 | 0 | 1   | 0   |
| ARIZONA     | 2  | 0 | 1 | 1   | 0   | NASHVILLE    | 1  | 0 | 0 | 0   | 0   |
| BOSTON      | 0  | 0 | 0 | 0   | 0   | NEW JERSEY   | 3  | 1 | 0 | 1   | 2   |
| BUFFALO     | 1  | 1 | 1 | 2   | 0   | NY ISLANDERS | 3  | 1 | 2 | 3   | 0   |
| CALGARY     | 2  | 0 | 0 | 0   | 0   | NY RANGERS   | 3  | 0 | 0 | 0   | 0   |
| CAROLINA    | 3  | 0 | 0 | 0   | 2   | OTTAWA       | 3  | 0 | 0 | 0   | 2   |
| CHICAGO     | 2  | 0 | 0 | 0   | 0   | PHILADELPHIA | 0  | 0 | 0 | 0   | 0   |
| COLORADO    | 1  | 0 | 0 | 0   | 0   | PITTSBURGH   | 5  | 0 | 0 | 0   | 0   |
| COLUMBUS    | 2  | 1 | 0 | 1   | 0   | SAN JOSE     | 1  | 0 | 0 | 0   | 0   |
| DALLAS      | 0  | 0 | 0 | 0   | 0   | ST. LOUIS    | 0  | 0 | 0 | 0   | 0   |
| DETROIT     | 2  | 0 | 0 | 0   | 0   | TAMPA BAY    | 2  | 0 | 0 | 0   | 0   |
| EDMONTON    | 2  | 0 | 0 | 0   | 0   | TORONTO      | 1  | 0 | 0 | 0   | 0   |
| FLORIDA     | 1  | 1 | 0 | 1   | 0   | VANCOUVER    | 1  | 0 | 0 | 0   | 0   |
| LOS ANGELES | 0  | 0 | 0 | 0   | 0   | WASHINGTON   | 2  | 0 | 1 | 1   | 0   |
| MINNESOTA   | 1  | 0 | 0 | 0   | 0   | WINNIPEG     | 1  | 0 | 0 | 0   | 0   |

#### – NHL TOTALS –

| GP        | G        | A        | PTS       | PIM      |
|-----------|----------|----------|-----------|----------|
| <b>47</b> | <b>6</b> | <b>5</b> | <b>11</b> | <b>6</b> |





# 14

# Sean Couturier

– CENTER –

koo-TOO-ree-ay, SHAWN

**BIRTHDATE:** December 7, 1992 | **BIRTHPLACE:** Phoenix, Arizona

**HEIGHT:** 6'3" | **WEIGHT:** 197 | **SHOOTS:** Left | **SEASON:** 6th NHL, 6th FLYERS

**ACQUIRED:** Draft-1st round (8th overall) in 2011

## 2015-16

Recorded a goal and two assists Dec. 1 at OTT... recorded a goal and an assist Dec. 15 vs. CAR... recorded two assists Dec. 27 at ANA... recorded three-game point streak (2G, 2A) Dec. 15-19... recorded three game goal/point streak (3G, 2A) Jan. 5-9... Had a four-game assist streak (4A) from Mar. 5 to Mar. 12... tallied two assists (0-2=2) in the team's 3-2 win over CHI on Mar. 16... notched a point in four straight games (1G, 3A) from Mar. 22 to Mar. 28... Reached 100 assists in the NHL on Apr. 3 at PIT.

## CAREER

**2014-15:** Appeared in all 82 games for the second consecutive season... recorded his 100th career NHL point (assist) Dec. 29 at ARI... played 24:57 on Nov. 24 at NYI, the second-highest ice time in a single regular season game in his career... recorded first career power play goal Dec. 2 at SJS... recorded a goal and two assists for three points on Oct. 22 at Pittsburgh, his second career game of three or more points... had two six-game point streaks (Dec. 2-13 and Apr. 1-11), which tied career highs... had two four-game assist streaks (Dec. 3-11 and Apr. 1-7). **2013-14:** Appeared in all 82 games... led all NHL forwards in total shorthanded ice time (281:22) and tied for the league lead among forwards in average shorthanded ice time per game (3:25)... averaged 19:05 of ice time per game, an increase of more than three minutes over his 2012-13 average... scored three goals over the last four games of the season... Played a career-high 25:43 on Dec. 15 at WSH... Set a new career high with a four-point game (2G, 2A) on Dec. 4 at DET. **2012-13:** Posted assists in four consecutive games from Feb. 18-23... recorded his first career two-assist game at TOR on March 4... played his 100th career NHL game on March 7 vs. PIT. **2011-12: Playoffs:** Registered 4 points (3G, 1A) along with two PIM... Recorded his 1st hat trick on April 13 at PIT in Game 2 of the Eastern Conference Quarterfinals... **Regular Season:** Scored game-winner against NJD on March 13... Posted a 5-game goal-scoring streak Jan. 8-17 (5G, 1A), which marked the first time in franchise history that 2 rookies had posted 5-game goal-scoring streaks in the same season (Matt Read, Nov. 13-21)... Scored his 2nd short-handed goal of the season, also the game-winning goal, against MIN on Jan. 17th... Scored the GWG on Jan. 10 at CAR and on Jan. 12 at NYI... Missed 4 games (Dec. 19-27) after taking slapshot to the side of the head vs. BOS on Dec. 17... Recorded 2 goals vs. CBJ on Nov. 5... Recorded 1st NHL goal at OTT on Oct. 18... Recorded 1st NHL point, an assist, on Oct. 12 vs. VAN... Made his NHL debut on Oct. 6 at BOS as the first 18-year-old to make the Flyers opening night roster since defenseman Luca Sbisa did so in 2008... **2010-11:** Appeared in 58 games for Drummondville Voltigeurs (QMJHL)... Tied for 4th in QMJHL with 96 points (36G, 60A), hitting that number for the 2nd consecutive year... Named the league's Most Valuable Player, top 2011 Draft Prospect and was selected as a First-Team All-Star... Also finished 2nd in the league with a plus-55 rating... Was the youngest and only draft-eligible player on Team Canada at the 2011 World Junior Hockey Championships, winning a silver medal... **2009-10:** Played 68 games for Drummondville... Recorded 96 points (41G, 55A) to lead the QMJHL in scoring, becoming the first 17-year-old to do so since Sidney Crosby with Rimouski Oceanic in 2004-05... Also led the team with a plus-62 rating while often playing against the opposition's top players... **2008-09:** Appeared in 58 games for the Drummondville Voltigeurs (QMJHL)... Recorded 31 points (9G, 22A)... Won a gold medal with Canada's Under-18 team at the 2009 Memorial of Ivan Hlinka tournament... **2007-08:** Played for the Notre Dame Hounds in 2007-08, winning the Saskatchewan Midget AAA championship alongside Jaden Schwartz (14th overall by St. Louis in 2010) and Brandon Gormley (13th overall by Phoenix in 2010)... **Personal:** Father Sylvain was drafted 65th overall by Los Angeles in 1986 and played 33 games with the Kings between 1988-89 and 1991-92.





## STATISTICAL CAREER HIGHS

|                               | FLYERS                   | CAREER                   |
|-------------------------------|--------------------------|--------------------------|
| MOST GOALS (GAME)             | 2 (TWO TIMES)            | 2 (TWO TIMES)            |
| MOST ASSIST (GAME)            | 2 (11 TIMES)             | 2 (11 TIMES)             |
| MOST POINTS (GAME)            | 4 (vs. DET, 12/4/13)     | 4 (vs. DET, 12/4/13)     |
| MOST GOALS (SEASON)           | 15 (2014-15)             | 15 (2014-15)             |
| MOST ASSIST (SEASON)          | 28 (2015-16)             | 28 (2015-16)             |
| MOST POINTS (SEASON)          | 39 (2013-14, 2015-16)    | 39 (2013-14, 2015-16)    |
| LONGEST GOAL-SCORING STREAK   | 5 GAMES (1/8/12-1/17/12) | 5 GAMES (1/8/12-1/17/12) |
| LONGEST ASSIST-SCORING STREAK | 4 GAMES (FOUR TIMES)     | 4 GAMES (FOUR TIMES)     |
| LONGEST POINT-SCORING STREAK  | 6 GAMES (THREE TIMES)    | 6 GAMES (THREE TIMES)    |

## CAREER RECORD

| YEAR                     | TEAM             | LEAGUE | REGULAR SEASON |           |            |            |            | PLAYOFFS  |           |           |           |           |
|--------------------------|------------------|--------|----------------|-----------|------------|------------|------------|-----------|-----------|-----------|-----------|-----------|
|                          |                  |        | GP             | G         | A          | PTS        | PIM        | GP        | G         | A         | PTS       | PIM       |
| 2008-09                  | Drummondville    | QMJHL  | 58             | 9         | 22         | 31         | 14         | 19        | 1         | 7         | 8         | 8         |
| 2009-10                  | Drummondville    | QMJHL  | 68             | 41        | 55         | 96         | 47         | 14        | 10        | 8         | 18        | 18        |
| 2010-11                  | Drummondville(a) | QMJHL  | 58             | 36        | 60         | 96         | 36         | 10        | 6         | 5         | 11        | 14        |
| 2011-12                  | FLYERS           | NHL    | 77             | 13        | 14         | 27         | 14         | 11        | 3         | 1         | 4         | 2         |
| 2012-13                  | PHANTOMS         | AHL    | 31             | 10        | 18         | 28         | 16         | --        | --        | --        | --        | --        |
|                          | FLYERS           | NHL    | 46             | 4         | 11         | 15         | 10         | --        | --        | --        | --        | --        |
| 2013-14                  | FLYERS           | NHL    | 82             | 13        | 26         | 39         | 45         | 7         | 0         | 0         | 0         | 6         |
| 2014-15                  | FLYERS           | NHL    | 82             | 15        | 22         | 37         | 28         | --        | --        | --        | --        | --        |
| 2015-16                  | FLYERS           | NHL    | 63             | 11        | 28         | 39         | 30         | 1         | 0         | 0         | 0         | 0         |
| <b>QMJHL TOTALS</b>      |                  |        | <b>184</b>     | <b>86</b> | <b>137</b> | <b>223</b> | <b>97</b>  | <b>43</b> | <b>17</b> | <b>20</b> | <b>37</b> | <b>40</b> |
| <b>AHL TOTALS</b>        |                  |        | <b>31</b>      | <b>10</b> | <b>18</b>  | <b>28</b>  | <b>16</b>  | --        | --        | --        | --        | --        |
| <b>FLYERS/NHL TOTALS</b> |                  |        | <b>350</b>     | <b>56</b> | <b>101</b> | <b>157</b> | <b>127</b> | <b>19</b> | <b>3</b>  | <b>1</b>  | <b>4</b>  | <b>8</b>  |

(a) Drafted by the Flyers in the first round (8th overall) of the 2011 NHL Entry Draft

## MISCELLANEOUS STATS

| YEAR                     | TEAM   | LEAGUE | REGULAR SEASON |          |          |            |            |           |             |             |              |          | PLAYOFFS |          |  |
|--------------------------|--------|--------|----------------|----------|----------|------------|------------|-----------|-------------|-------------|--------------|----------|----------|----------|--|
|                          |        |        | PP             | SH       | GW       | S          | S%         | +/-       | TF          | F%          | MIN          | PP       | SH       | GW       |  |
| 2011-12                  | FLYERS | NHL    | 0              | 2        | 4        | 116        | 11.2       | 18        | 788         | 47          | 14:08        | 0        | 0        | 0        |  |
| 2012-13                  | FLYERS | NHL    | 0              | 0        | 0        | 75         | 5.3        | -8        | 553         | 43.9        | 15:53        | --       | --       | --       |  |
| 2013-14                  | FLYERS | NHL    | 0              | 1        | 2        | 165        | 7.9        | 1         | 117         | 48.7        | 19:05        | 0        | 0        | 0        |  |
| 2014-15                  | FLYERS | NHL    | 1              | 1        | 0        | 148        | 10.1       | 4         | 1330        | 48.4        | 18:23        | --       | --       | --       |  |
| 2015-16                  | FLYERS | NHL    | 2              | 0        | 1        | 119        | 9.2        | 8         | 1105        | 48.6        | 18:36        | --       | --       | --       |  |
| <b>FLYERS/NHL TOTALS</b> |        |        | <b>3</b>       | <b>4</b> | <b>7</b> | <b>623</b> | <b>9.0</b> | <b>23</b> | <b>3893</b> | <b>47.6</b> | <b>17:20</b> | <b>0</b> | <b>0</b> | <b>0</b> |  |





## 14 | Sean Couturier

### CAREER STATS VS. NHL

| TEAM        | GP | G | A | PTS | PIM | TEAM         | GP | G | A  | PTS | PIM |
|-------------|----|---|---|-----|-----|--------------|----|---|----|-----|-----|
| ANAHEIM     | 6  | 0 | 4 | 4   | 0   | MONTREAL     | 15 | 4 | 5  | 9   | 18  |
| ARIZONA     | 8  | 1 | 5 | 6   | 2   | NASHVILLE    | 8  | 2 | 2  | 4   | 0   |
| BOSTON      | 15 | 1 | 2 | 3   | 2   | NEW JERSEY   | 20 | 2 | 3  | 5   | 2   |
| BUFFALO     | 13 | 2 | 5 | 7   | 4   | NY ISLANDERS | 22 | 3 | 10 | 13  | 6   |
| CALGARY     | 7  | 1 | 1 | 2   | 2   | NY RANGERS   | 20 | 2 | 6  | 8   | 0   |
| CAROLINA    | 20 | 6 | 5 | 11  | 8   | OTTAWA       | 16 | 6 | 6  | 12  | 9   |
| CHICAGO     | 7  | 0 | 4 | 4   | 0   | PHILADELPHIA | 0  | 0 | 0  | 0   | 0   |
| COLORADO    | 6  | 0 | 3 | 3   | 8   | PITTSBURGH   | 22 | 1 | 10 | 11  | 8   |
| COLUMBUS    | 14 | 4 | 4 | 8   | 6   | SAN JOSE     | 7  | 2 | 2  | 4   | 7   |
| DALLAS      | 6  | 2 | 1 | 3   | 12  | ST. LOUIS    | 7  | 0 | 0  | 0   | 2   |
| DETROIT     | 11 | 3 | 3 | 6   | 7   | TAMPA BAY    | 15 | 2 | 2  | 4   | 6   |
| EDMONTON    | 5  | 0 | 0 | 0   | 0   | TORONTO      | 14 | 1 | 5  | 6   | 0   |
| FLORIDA     | 16 | 2 | 5 | 7   | 2   | VANCOUVER    | 6  | 1 | 1  | 2   | 2   |
| LOS ANGELES | 7  | 0 | 2 | 2   | 0   | WASHINGTON   | 18 | 3 | 4  | 7   | 6   |
| MINNESOTA   | 7  | 3 | 0 | 3   | 4   | WINNIPEG     | 12 | 2 | 1  | 3   | 4   |

#### – NHL TOTALS –

| GP         | G         | A          | PTS        | PIM        |
|------------|-----------|------------|------------|------------|
| <b>350</b> | <b>56</b> | <b>101</b> | <b>157</b> | <b>127</b> |





# 15

# Michael Del Zotto

– DEFENSE –

**BIRTHDATE:** June 24, 1990 | **BIRTHPLACE:** Stouffville, Ontario  
**HEIGHT:** 6'0" | **WEIGHT:** 202 | **SHOOTS:** Left | **SEASON:** 9th NHL, 3rd FLYERS  
**ACQUIRED:** Free Agent – signed August 5, 2014

## 2015-16

Played 29:20 Nov. 28 at NYR, the second-highest single game total of his career and the highest for a game that ended in regulation... recorded his second career two-goal game and played 27:02 Jan. 7 at MIN... Led the team in time on ice with 23:24 per game... Scored in the team's 3-2 loss to WSH on Feb. 7... Missed the last 28 games of the season with a wrist injury... Played in his 100th game as a Flyer on Jan. 5 vs. MTL.

## CAREER

**2014-15:** Recorded a total of 32 points over 64 games... played a career-high 30:18 in a 3-2 OTL vs. SJS on March 28... scored his first goal as a Flyer Nov. 6 vs. FLA... tallied a six-game point streak Jan. 17-31... posted a three-game assist streak Oct. 11-18. **2013-14:** Appeared in 25 games for Nashville, recording a goal and four assists... acquired by Nashville from NY Rangers on January 22, 2014 in exchange for D Kevin Klein. Prior to the trade, appeared in 42 games for NYR, recording two goals and nine assists. **2012-13:** Led Rangers defensemen in points (21) and assists (18), ranked third in goals (three), and ranked fourth on the team in assists... Tied for the team lead in power play assists (eight) and fifth in power play points (eight)... Posted five multipoint performances... Notched his 100th career NHL point with a shorthanded goal, tallied the lone assist on the game-winning goal, registered three shots and three hits, and posted a plus-two rating in 20:51 of ice time on Mar. 19 at NJD... Tallied five points (one goal, four assists) in a four-game span from Mar. 19 at NJD to Mar. 26 at PHI... Recorded two points in consecutive games on Jan. 26 vs. TOR (one goal, one assist) and Jan. 29 vs. PHI (one goal, one assist)... Ranked fourth on the team in playoff hits (34) and blocked shots (22) and finished fifth on the team in average ice time during the playoffs (21:10)... Tallied a goal and a playoff career high, plus-three rating in Game 7 of the Eastern Conference Quarterfinals on May 13 at WSH. **2011-12:** Established career-highs in goals (10), assists (31), points (41), penalty minutes (36), plus/minus rating (plus-20), blocked shots (95), shorthanded goals (one), shorthanded assists (two), shorthanded points (three), game-winning goals (two), and shots (113)... Ranked first among NHL defensemen in shorthanded points... Led all Rangers defensemen in goals, assists and points... Ranked fifth on the team in points and power play points (14), fourth in assists, and second in power play assists (13)... Reached the 40-point and 10-goal marks for the first time with a career-high three-point effort (career-high two goals and one assist) while skating in his 200th career NHL game on Mar. 30 vs. MTL; Became the first Rangers defenseman to score two goals in the third period since James Patrick in 1988... notched a shorthanded goal and a power play assist on Mar. 28 at WPG; Set career-highs in assists and points for a season... Posted a career-high, four-game assist streak from Dec. 5 vs. TOR to Dec. 11 vs. FLA (five assists over the span)... Tallied an assist and posted a career-high, plus-four rating on Dec. 11 vs. FLA... Tallied a shorthanded assist in two straight games (Dec. 8 - Dec. 10), including his first career shorthanded assist/point on Dec. 8 vs. TBL... Tallied a power play assist in three consecutive games from Nov. 26 vs. PHI to Dec. 1 at CAR (three assists)... Ranked fourth among NHL defensemen during the playoffs in points (10), tied for fourth in assists (eight), sixth in goals (two), fourth in shots (35), third in power play assists (three) and second in power play points (four)... Tied for fourth on the team in points, third in assists, and second in power play assists and power play points... Ranked second among team defensemen in assists and points... Posted two multi-point efforts... Made his playoff debut on Apr. 12 vs. OTT in Game 1 of the Eastern Conference Quarterfinals... Recorded his first career playoff point with an assist on Apr. 14 vs. OTT... Led all defensemen in scoring with six points and tied for first among all skaters with four assists in the Rangers Eastern Conference Semifinal series against WSH... Skated in a career-high, 43:33 of ice time on May 2 at WSH... Tallied two points (one goal, one assist), including the series-clinching goal at 10:05 of the third period, and led all skaters with eight hits on May 12 vs. WSH in Game 7 of the Eastern Conference Semifinals. **2010-11:** Skated in his 100th career NHL game on Nov. 19 at COL... Registered an assist in back to back games on Nov. 1 vs. CHI and Nov. 4 at PHI... Recorded three points (one goal, two assists) in a two-game span from Oct. 11 at NYI to Oct. 15 vs. TOR... Tallied two points (one goal, one assist) on Oct. 11 at NYI. **2009-10:** Made his NHL debut on Oct. 2 at PIT... Named to the 2010 NHL All-Rookie Team... Led all NHL rookies in power play assists (18), ranked second in power play points (22) and tied for fifth in power play goals (four)... Ranked second in the NHL among rookies in hits (162), fourth in assists (28) and blocked shots (92), and seventh in points (37)... Led the Ranger in power play assists, ranked second in power play points, third in assists, tied for fourth in points, and ranked fifth in power play goals and eighth in goals... Led all team defensemen in goals, assists and points... Named NHL Rookie of the Month for October, registering four goals, including three power play tallies, and eight assists to lead all rookies with 12 points in 14 games over the span... Registered eight points (two goals and six assists) in a seven-game span from Mar. 21 at BOS to Apr. 3 at FLA... Recorded two power play points (one goal and one assist), including his first career NHL assist on Oct. 5 at NJD... Tallied his first career NHL point with the game-winning goal on Oct. 3 vs. OTT, becoming the first teenager to score a goal for the Rangers since Manny Malhotra (1998-99) and the second youngest defenseman in team history to accomplish the feat behind Red Garrett. **2010-11:** Ranked second among Connecticut defensemen in power play assists (five), tied for second in shorthanded assists (two), and tied for fifth among team defensemen in assists (seven) despite only skating in 11 AHL contests... Tallied an assist on the game-winning goal while making his AHL debut on Jan. 5 at Worcester... Posted his first career AHL multi-point performance with two assists on Jan. 21 vs. Hamilton... Registered a four-game assist streak from Jan. 15 vs. Providence to Jan. 22 at Springfield, registering five assists over the span... Missed Connecticut's final 25 games due to a broken finger suffered on Mar. 2 vs. Springfield. **2008-09:** Split the season between Oshawa and London... Established a career high in assists (50), and tied his career-high in points (63)... Ranked sixth among OHL defensemen in assists, and tied for sixth in goals (13) and points... His 50 assists also ranked 11th among all OHL skaters, while his 32 power play assists ranked fifth in the league... Selected to his second career OHL All-Star Game. **2007-08:** Drafted by NYR in the 1st round (20th overall) of the 2008 NHL Entry Draft... tied for third among OHL defensemen in points (63), and fourth in goals (16) and assists (47)... Led all OHL defensemen and tied for fifth in the league overall in shorthanded goals (five)... Also tied for the team lead in playoff goals by a defenseman (two). **2006-07:** Named to the 2007 OHL First All-Rookie Team... Led all OHL rookie defensemen in assists (47) and points (57)... His 47 assists also tied for third among all OHL defensemen... Selected to participate in the OHL All-Star Game, becoming the first 16-year old defenseman ever to play in the OHL All-Star Classic; registered two assists in the contest.



# 15 | Michael Del Zotto

## STATISTICAL CAREER HIGHS

|                               | FLYERS              | CAREER                     |
|-------------------------------|---------------------|----------------------------|
| MOST GOALS (GAME)             | 2 (2015-16)         | 2 (TWO TIMES)              |
| MOST ASSIST (GAME)            | 2 (FOUR TIMES)      | 2 (13 TIMES)               |
| MOST POINTS (GAME)            | 2 (FOUR TIMES)      | 3 (vs. MTL, 3/30/12)       |
| MOST GOALS (SEASON)           | 10 (2014-15)        | 10 (2011-12)               |
| MOST ASSIST (SEASON)          | 22 (2014-15)        | 31 (2011-12)               |
| MOST POINTS (SEASON)          | 32 (2014-15)        | 41 (2011-12)               |
| LONGEST GOAL-SCORING STREAK   | N/A                 | 2 GAMES (FIVE TIMES)       |
| LONGEST ASSIST-SCORING STREAK | 3 GAMES (TWO TIMES) | 4 GAMES (12/5/11-12/11/11) |
| LONGEST POINT-SCORING STREAK  | 6 GAMES             | 6 GAMES                    |

## CAREER RECORD

| YEAR                 | TEAM            | LEAGUE  | REGULAR SEASON |           |            |            |            |           | PLAYOFFS |           |           |           |  |  |
|----------------------|-----------------|---------|----------------|-----------|------------|------------|------------|-----------|----------|-----------|-----------|-----------|--|--|
|                      |                 |         | GP             | G         | A          | PTS        | PIM        | GP        | G        | A         | PTS       | PIM       |  |  |
| 2006-07              | Oshawa          | OHL     | 64             | 10        | 47         | 57         | 78         | 9         | 3        | 9         | 12        | 14        |  |  |
| 2007-08              | Oshawa (a)      | OHL     | 64             | 16        | 47         | 63         | 82         | 15        | 2        | 6         | 8         | 38        |  |  |
| 2008-09              | Oshawa          | OHL     | 34             | 7         | 26         | 33         | 48         | --        | --       | --        | --        | --        |  |  |
|                      | London          | OHL     | 28             | 6         | 24         | 30         | 30         | 14        | 3        | 16        | 19        | 18        |  |  |
| 2009-10              | NY Rangers      | NHL     | 80             | 9         | 28         | 37         | 32         | --        | --       | --        | --        | --        |  |  |
| 2010-11              | NY Rangers      | NHL     | 47             | 2         | 9          | 11         | 20         | --        | --       | --        | --        | --        |  |  |
|                      | Hartford        | AHL     | 11             | 0         | 7          | 7          | 8          | --        | --       | --        | --        | --        |  |  |
| 2011-12              | NY Rangers      | NHL     | 77             | 10        | 31         | 41         | 36         | 20        | 2        | 8         | 10        | 12        |  |  |
| 2012-13              | Rapperswil-Jona | Swiss-A | 9              | 2         | 5          | 7          | 10         | --        | --       | --        | --        | --        |  |  |
|                      | NY Rangers      | NHL     | 46             | 3         | 18         | 21         | 18         | 12        | 1        | 1         | 2         | 8         |  |  |
| 2013-14              | NY Rangers (b)  | NHL     | 42             | 2         | 9          | 11         | 10         | --        | --       | --        | --        | --        |  |  |
|                      | Nashville       | NHL     | 25             | 1         | 4          | 5          | 8          | --        | --       | --        | --        | --        |  |  |
| 2014-15              | FLYERS          | NHL     | 64             | 10        | 22         | 32         | 34         | --        | --       | --        | --        | --        |  |  |
| 2015-16              | FLYERS          | NHL     | 52             | 4         | 9          | 13         | 16         | --        | --       | --        | --        | --        |  |  |
| <b>NHL TOTALS</b>    |                 |         | <b>433</b>     | <b>41</b> | <b>130</b> | <b>171</b> | <b>174</b> | <b>32</b> | <b>3</b> | <b>9</b>  | <b>12</b> | <b>20</b> |  |  |
| <b>OHL TOTALS</b>    |                 |         | <b>190</b>     | <b>39</b> | <b>144</b> | <b>183</b> | <b>238</b> | <b>38</b> | <b>8</b> | <b>31</b> | <b>39</b> | <b>70</b> |  |  |
| <b>AHL TOTALS</b>    |                 |         | <b>11</b>      | <b>0</b>  | <b>7</b>   | <b>7</b>   | <b>8</b>   | --        | --       | --        | --        | --        |  |  |
| <b>FLYERS TOTALS</b> |                 |         | <b>116</b>     | <b>14</b> | <b>31</b>  | <b>45</b>  | <b>50</b>  | --        | --       | --        | --        | --        |  |  |

(a) Drafted by NY Rangers in the first round (20th overall) of the 2008 NHL Entry Draft

(b) Traded to Nashville by NY Rangers for Kevin Klein on January 22, 2014

(c) Signed as a free agent by Philadelphia August 5, 2014

## MISCELLANEOUS STATS

| YEAR                 | TEAM       | LEAGUE | REGULAR SEASON |          |          |            |             |            |    |    |              |          | PLAYOFFS |          |  |
|----------------------|------------|--------|----------------|----------|----------|------------|-------------|------------|----|----|--------------|----------|----------|----------|--|
|                      |            |        | PP             | SH       | GW       | S          | S%          | +/-        | TF | F% | MIN          | PP       | SH       | GW       |  |
| 2009-10              | NY Rangers | NHL    | 4              | 0        | 1        | 81         | 11.1        | -20        | -- | -- | 18:58        | --       | --       | --       |  |
| 2010-11              | NY Rangers | NHL    | 2              | 0        | 0        | 58         | 3.4         | -5         | -- | -- | 19:29        | --       | --       | --       |  |
| 2011-12              | NY Rangers | NHL    | 1              | 1        | 2        | 113        | 8.8         | 20         | -- | -- | 22:26        | 1        | 0        | 1        |  |
| 2012-13              | NY Rangers | NHL    | 0              | 1        | 0        | 81         | 3.7         | 6          | -- | -- | 23:10        | 0        | 0        | 0        |  |
| 2013-14              | NY Rangers | NHL    | 1              | 0        | 0        | 64         | 3.1         | -5         | -- | -- | 17:44        | --       | --       | --       |  |
|                      | Nashville  | NHL    | 0              | 0        | 0        | 26         | 3.8         | -4         | -- | -- | 16:17        | --       | --       | --       |  |
| 2014-15              | FLYERS     | NHL    | 1              | 1        | 4        | 119        | 8.4         | -5         | -- | -- | 21:55        | --       | --       | --       |  |
| 2015-16              | FLYERS     | NHL    | 0              | 0        | 1        | 98         | 4.1         | -8         | -- | -- | 23:24        | --       | --       | --       |  |
| <b>NHL TOTALS</b>    |            |        | <b>9</b>       | <b>3</b> | <b>8</b> | <b>640</b> | <b>11.1</b> | <b>-21</b> | -- | -- | <b>20:47</b> | <b>1</b> | <b>0</b> | <b>1</b> |  |
| <b>FLYERS TOTALS</b> |            |        | <b>1</b>       | <b>1</b> | <b>5</b> | <b>217</b> | <b>6.3</b>  | <b>-13</b> | -- | -- | <b>22:35</b> | --       | --       | --       |  |





## 15 | Michael Del Zotto

### CAREER STATS VS. NHL

| TEAM        | GP | G | A  | PTS | PIM | TEAM         | GP | G | A  | PTS | PIM |
|-------------|----|---|----|-----|-----|--------------|----|---|----|-----|-----|
| ANAHEIM     | 9  | 1 | 2  | 3   | 2   | MONTREAL     | 17 | 3 | 4  | 7   | 8   |
| ARIZONA     | 7  | 1 | 3  | 4   | 0   | NASHVILLE    | 8  | 1 | 2  | 3   | 4   |
| BOSTON      | 19 | 2 | 6  | 8   | 4   | NEW JERSEY   | 27 | 3 | 8  | 11  | 10  |
| BUFFALO     | 23 | 0 | 10 | 10  | 10  | NY ISLANDERS | 28 | 4 | 8  | 12  | 12  |
| CALGARY     | 9  | 0 | 1  | 1   | 2   | NY RANGERS   | 8  | 1 | 1  | 2   | 4   |
| CAROLINA    | 20 | 0 | 7  | 7   | 6   | OTTAWA       | 17 | 1 | 4  | 5   | 4   |
| CHICAGO     | 9  | 0 | 5  | 5   | 2   | PHILADELPHIA | 22 | 2 | 8  | 10  | 0   |
| COLORADO    | 8  | 0 | 0  | 0   | 4   | PITTSBURGH   | 28 | 1 | 7  | 8   | 18  |
| COLUMBUS    | 14 | 3 | 5  | 8   | 4   | SAN JOSE     | 5  | 1 | 1  | 2   | 2   |
| DALLAS      | 8  | 1 | 1  | 2   | 4   | ST. LOUIS    | 11 | 2 | 1  | 3   | 2   |
| DETROIT     | 8  | 0 | 3  | 3   | 0   | TAMPA BAY    | 17 | 0 | 7  | 7   | 8   |
| EDMONTON    | 8  | 0 | 2  | 2   | 6   | TORONTO      | 19 | 4 | 5  | 9   | 10  |
| FLORIDA     | 19 | 2 | 6  | 8   | 8   | VANCOUVER    | 7  | 1 | 1  | 2   | 8   |
| LOS ANGELES | 9  | 0 | 3  | 3   | 4   | WASHINGTON   | 26 | 2 | 8  | 10  | 14  |
| MINNESOTA   | 6  | 3 | 0  | 3   | 2   | WINNIPEG     | 17 | 2 | 11 | 13  | 12  |

#### – NHL TOTALS –

| GP         | G         | A          | PTS        | PIM        |
|------------|-----------|------------|------------|------------|
| <b>433</b> | <b>41</b> | <b>130</b> | <b>171</b> | <b>174</b> |





# 28 Claude Giroux

– CENTER –

zhih-ROO, KLOHD

**BIRTHDATE:** January 12, 1988 | **BIRTHPLACE:** Hearst, Ontario

**HEIGHT:** 5'11" | **WEIGHT:** 186 | **SHOOTS:** Right | **SEASON:** 9th NHL, 9th Flyers

**ACQUIRED:** Draft – 1st Round (22nd overall) in 2006

## 2015-16

Took his first career penalty shot attempt Oct. 8 at TBL (miss)... went 71 pct (15-for-21) on draws Oct. 12 vs. FLA... was 70 pct (19-for-27) Nov. 2 at VAN... recorded 31st career game of at least three points Nov. 23 vs. CAR (1G, 2A). The goal was just his fifth career SHG... was 86 pct (24 for 28) on draws Nov. 17 vs. LAK... posted 32nd career three-point game (1G, 2A) Dec. 10 at STL... 70 pct (14 for 20) Nov. 25 at NYI... 33rd career 3+ point game Jan. 13 vs. BOS (3A)... represented the Flyers at the 2016 NHL All-Star Weekend... 34th career 3+ point game (2G, 1A) Feb. 6 at NSH... Led the team in assists and points (22-45=67)... led the team in points per game with 0.86... won 57.5 percent of faceoffs... scored two goals (2-1=0), including the game winner, on Feb. 4 in the team's 6-3 win over NSH... tallied four assists (0-4=4) in a 5-3 win vs. CGY on Feb. 29... Had a three-game goal streak (3-0=3) with one game-winner from Mar. 21 to Mar. 24... Scored the game-winning goal in overtime on Mar. 28 vs. WPG... His goal in the team's Feb. 27 loss to ARI was his 500th career point... Won the Bobby Clarke Award as MVP of the team (4th time overall) 4th time in last six years.

## CAREER

**2014-15:** Appeared in 81 games... Ranked 3rd in the NHL in power play goals (14), 9th in assists (48), 10th in points (73)... ranked 2nd on the team in scoring with 73 points (25G, 48A)... recorded four two-goal games on the season... ascended to 16th place on the Flyers All Time Scoring List, a jump of four spots... took the second-most faceoffs in the NHL (1878) and won 56.6 percent of them, the second-best winning percentage in the league among the 32 players who took 1200 or more faceoffs... represented the Flyers at the 2015 Bridgestone NHL All-Star Weekend... recorded a four-point night (2G, 2A) in a 7-4 win at TOR... did not play in a 5-2 loss at New Jersey, snapping a streak of 168 consecutive regular season games played... was the first regular season game he'd missed since April 7, 2012 and just the sixth game he'd missed since the start of the 2009-10 season... Went 23-for-28 (82 percent) in the faceoff circle, including 10-for-10 in the first period, on Nov. 22 vs. CBJ, becoming the first Flyer since 2005 (Michal Handzus) to win 23 or more faceoffs in a game... Recorded a five-game scoring streak Nov. 4-15 (3-5-8)... Recorded his fourth career regular-season overtime game-winning goal 2:49 into overtime in a 6-5 win at Dallas on Oct. 18... Reached 300 assists in NHL and as a Flyer Mar. 3 vs. CGY... Recorded 400th point in NHL and as a Flyer Nov. 22 vs. CBJ... Reached 200 PIM in NHL and as a Flyer Dec. 27 @ NSH... Recorded a 6 game point streak Dec. 3-16 (1-7-8). **2013-14:** Ranked 3rd in the NHL in scoring with 86 points, 4th in assists (58), 2nd in power play assists (30), 4th in power play points (37), 14th in game winning goals (7, career-high), 3rd in faceoffs taken (1783) and 4th in faceoffs won (931) ... Finalist for the Hart Trophy... Led the Flyers in scoring with 86 points (28G, 58A), assists (58), and game winning goals (7)... Ranked 2nd on the team in goals (28)... Was one of seven Flyers to appear in all 82 games... Climbed to 20th on the Flyers' all-time scoring list, a jump of eight spots... Won the Bobby Clarke Award as MVP of the team... Won the Toyota Cup as the Flyer who accumulated the most points associated with being selected as a "Star of the Game," being named First Star 7 times, Second Star 6 times and Third Star once for a total of 54 points... Recorded a career-high nine-game scoring streak from Dec. 11-30, recording six goals and 11 assists for 17 points in that time... Scored his 100th goal in the NHL and as a Flyer on Dec. 19 vs. CBJ, a game-winner with 1:39 remaining... the game was the sixth of his career with four points or more (2G, 2A)... Reached 300 points in the NHL and as a Flyer on Nov. 12 at OTT. **2012-13:** Led the Flyers in assists with 35 (7th in NHL) and in overall scoring with 48 points (13G, 35 A, 14th in NHL)... Led the league in faceoffs taken (1182) and won (644) for a FO% of 54.5. Also led the league by taking 40.7% of the Flyers' faceoffs over the season... was one of only two players to appear in all 48 regular season games... won the Toyota Cup as the Flyer who accumulated the most points associated with being selected as a "Star of the Game, being named First Star 4 times, Second Star twice and Third Star twice for a total of 28 points... Recorded 3 points (1G, 2A) on April 15 at MTL and on March 31 vs. WSH... scored 23 seconds into the game vs. WSH on Feb. 27... recorded two goals and an assist on Feb. 18 at NYI, starting a six-game point streak (4G, 8A) that lasted through Feb. 27... Recorded 14 multi-point games out of 48 played (29.2 percent)... played his 300th career NHL game on Feb. 15 at NJD... Named the 19th captain in Flyers history on Jan. 15... **2011-12: Playoffs:** Appeared in 10 games... Led the team in scoring with 17 points (8G, 9A) along with 13 penalty minutes... Received a 1-game suspension on May 7 for a hit on NJD's Danius Zubrus during Game 4 of the ECFS... Scored 14 points in the ECQF vs. PIT, leading all NHL players... Became just the 2nd player in Flyers history to score 14 or more points in a playoff series, trailing only Tim Kerr's 15 points (10G, 5A) in the 1989 Division Finals vs. PIT... Became only the second NHL player since 1993 to score at least 14 points in a playoff series of fewer than 7 games (S. Crosby, PIT, 14 in 6 gm series vs. OTT in 2010)... Scored game's first goal 32 sec into ECQF Gm 6 after delivering hit on S. Crosby off opening faceoff... Set a Flyers franchise record for points in a playoff game with his 6-point night in Game 2 of the ECQF (3G, 3A). **Regular Season:** Recipient of the Bobby Clarke Trophy as Flyers MVP for the second consecutive year... Also the recipient of the Flyers Toyota Cup, earning the most points via a formula for being named a Star of the Game... Finished third in the NHL in scoring with career highs of 28G, 65A and 93 points, the best season for a Flyer since Eric Lindros had 93 points in 1998-99... 65A were the most assists by a Flyer since Lindros posted 68 in 1995-96 and were the 9th most in a season in franchise history... Became the fourth Flyer ever to record 50 or more assists in consecutive seasons (B. Clarke, B. Propp, M. Recchi)... Led the league in PP points (38 – 6G, 32A)... Set a career high with his 26th



goal of the season on Mar. 15 against NYI... Recorded 3 assists on March 1 vs. NYI, his 8th game of 3 or more points this season... Recorded a career-high 5 assists against BUF on Feb. 16...Recorded his 200th point in the NHL and as a Flyer on Jan. 17th vs. MIN (assist) ... Scored 1 of the Flyers' 2 goals in the 2012 Bridgestone NHL Winter Classic at Citizens Bank Park... Posted his 4th career 4-point game on Dec. 21 at DAL in his first-game back after missing 4 games with a concussion... Recorded his 3rd career 4-point game and second this season on Dec. 7 at BUF...Scored the GWG in 3 consecutive games on the road at ANA, PHX, and BUF (Dec. 2-7)... Recorded his 1st 2-goal game of the season and the 5th of his career at CAR on Nov. 14...Registered his 2nd career 4-point game with a goal and 3 assists, along with a plus-4 on Oct. 29 vs. CAR... Started the season with goals in 5 of the Flyers' 1st 6 games (5-3-8), including 3 points (1G, 2A) in the home opener vs. VAN on Oct.12. **2010-11: Playoffs:** Had 2 assists in each of the final 3 games of the series... Finished the ECQF with team high 9 points (1G, 8A, T-1st in NHL) and 8 assists (1st in NHL). **Regular Season:** Recipient of the Bobby Clarke Trophy as the most valuable player on the team, as voted on by a panel of sportscasters and sportswriters, as well as the Gene Hart Memorial Award as the Flyer that demonstrated the most "Heart" during the season, as voted on by members of the Fan Club... Finished 1st on the team in assists (51 – 8th in NHL), points (76 – T-11th in NHL), shorthanded assists (4 – 1st in NHL), shorthanded points (7 – T-2nd in NHL), tied for the team lead in shorthanded goals (3 – T-10th in NHL) and power play goals (8), and finished 3rd in goals (25), all new career highs... Had a 4-game point streak (2G, 4A) from Feb. 22-26...Had a 5-game point streak (2G, 5A) from March 8-17... Played in his 200th game in the NHL and as a Flyer at NYI on March 26...Had a 4-game point streak (0G, 5A) from April 1-8...Had a 3-game point streak (0G, 6A) from Jan. 20-23...Recorded 4 assists, a new career high for assists in a game, at CHI on Jan. 23... Scored his 16th goal of the season, tying his career high, at MTL on Dec. 15...Had a 3-assist game at LAK on Dec. 30... Recorded his 100th NHL point vs. SJS on Dec. 8... Had a 3-game point streak from Dec. 4-8... Had a 3-point game (1G, 2A) vs. OTT on Nov. 15... Had a 3-game streak with 2 or more points in each game from Nov. 11-15... Signed a 3-year contract extension with the Flyers on Nov. 8... Had a 5-game point streak (4G, 5A) from Oct. 26-Nov.4)... Recorded a shorthanded goal, the 1st of his career, at PIT on Oct.7... **2009-10:** Set new career highs for goals (16), assists (31) and points (47) in a single season... Finished the season with 6 points in his last 7 games (2G,4A)... Scored the winning goal in the shootout to give the Flyers a 2-1 win vs. NYR on April 11, the final regular season game and a berth in the playoffs... Set up Chris Pronger's game-winning-goal with 2.1 seconds left in the Flyers 3-2 win vs. CHI on March 13... Appeared in his 100th NHL game on Feb. 6 at MIN... Had a goal, assists and +3 @ NYR on Dec. 30... Set new career-high in goals (10) and points (29) in a season with his goal vs. DAL on Jan. 12... Tied career-high in assists (18) at NYR on Dec. 30...Had 3 points (2G,1A) at SJS on Nov. 20... Scored a goal in Game 4 of Stanley Cup Final vs. CHI... Had 3 pts (1G, 2A), including scoring a game winning goal in overtime in Game 3... Led the series in scoring with 6 pts (3G, 3A) and a +/- rating of +7... Had 1 assist in Game 5 of Eastern Conference Finals vs. MTL... Scored 2 game winning goals, including a game winning goal in Game 4... Recorded an assist in Game 2... Had 2 pts (1G,1A) and went +4 in Game 1... Recorded 5 pts (1G,4A) in Eastern Conference Semifinals vs. BOS... Had an assist in Game 7... His 24:52 of TOI in Game 2 was career high for a playoff game... Led Flyers in goals (4) and 2nd in points (6) in Eastern Conference Quarterfinals vs. NJD... Recorded 3 pts (2G,1A) in Game 5 (1st 2-goal and 3-point playoff game of career)... **2008-09:** Tied for the team lead with 5 points (2G,3A) in six playoff games... Recorded his first NHL playoff point (assist) at PIT in Game 2 on April 17... Recorded his 1st NHL playoff goal in Game 3 against PIT on April 19... Was recalled by the Flyers on March 3 after he was loaned to the Phantoms on Feb. 28...Recorded 3 points (1G,2A) at NYR on Feb. 15, his first multiple-point game in the NHL... Missed 5 games (Jan. 3-13) due to a mild concussion... Posted a goal at FLA on Jan. 27 (1st NHL goal)... Registered an assist at VAN on Dec. 30 (1st NHL point)... Named the AHL rookie of the month for December after posting 14 points (8G,6A) and a +12 in 8 games with the Phantoms... Was selected to the Canadian AHL All-Star Team in the 2009 AHL All-Star Classic (did not participate)... **2007-08:** Appeared in 2 games for the Flyers, making his NHL debut on Feb. 19 at OTT... Concluded a 4-year career with Gatineau (QMJHL) by leading the Olympiques to the President's Cup as QMJHL champions...Recipient of the Guy Lafleur Trophy, given to the Most Valuable Player of the QMJHL Tournament... Set franchise records with 51 points and 34 assists in the playoffs, while leading the team and ranking 2nd in the league with 17 playoff goals...During the regular season, led Gatineau in points (106 – 2nd in the QMJHL), assists (68 – tied for 2nd in the QMJHL), plus/minus (+40 – 3rd in the QMJHL), game-winning goals (8) and shorthanded goals (6 – 3rd in the QMJHL)...Tied for team lead in goals with 38...Named to the QMJHL First All-Star Team... Helped Team Canada capture its fourth consecutive gold medal in the Under-20 World Junior Championships in the Czech Republic...Recorded 6 points (2G, 4A) and 8 penalty minutes in 7 games, and scored a goal in the gold medal game against Sweden... **2006-07:** Joined the Phantoms following the end of Gatineau's season and appeared in 5 games, posting a goal and an assist... Led Gatineau in points (112 – 4th overall in the QMJHL), goals (48 – 6th overall in the QMJHL)...Ranked 2nd on the team in assists (64 – 6th overall in the QMJHL)...Ranked 2nd on the team in power-play goals (20)...Named QMJHL Offensive Player of the Week Sept. 14-17...Named QMJHL Player of the Month – Sept. 2006... **2005-06:** Led Gatineau in goals (39 – tied for 19th overall in the QMJHL, T-1st among QMJHL rookies), assists (64 – 11th overall in the QMJHL, 1st among QMJHL rookies) and +/- (+30 – T-16th overall in the QMJHL, 2nd among QMJHL rookies)...Was tied for 2nd on the team in power-play goals (14 – T-1st among QMJHL rookies)...Was named to the QMJHL All-Rookie Team...Named Player of the Month – Rookie – in Dec. and March... Participated in the Canadian National Junior Team Development Camp, held in Calgary.



## STATISTICAL CAREER HIGHS

|                               | FLYERS                   | CAREER                |
|-------------------------------|--------------------------|-----------------------|
| MOST GOALS (GAME)             | 2 (18 TIMES)             | 2 (18 TIMES)          |
| MOST ASSIST (GAME)            | 5 (vs. BUF, 2/16/12)     | 5 (vs. BUF, 2/16/12)  |
| MOST POINTS (GAME)            | 6 (vs. CBJ, 12/19/13)    | 6 (vs. CBJ, 12/19/13) |
| MOST GOALS (SEASON)           | 28 (TWO TIMES)           | 28 (TWO TIMES)        |
| MOST ASSIST (SEASON)          | 65 (2011-12)             | 65 (2011-12)          |
| MOST POINTS (SEASON)          | 93 (2011-12)             | 93 (2011-12)          |
| LONGEST GOAL-SCORING STREAK   | 4 GAMES (3/19 - 3/28/15) | 4 GAMES               |
| LONGEST ASSIST-SCORING STREAK | 9 GAMES (TWO TIMES)      | 9 GAMES (TWO TIMES)   |
| LONGEST POINT-SCORING STREAK  | 9 GAMES (TWO TIMES)      | 9 GAMES (TWO TIMES)   |

## CAREER RECORD

| YEAR    | TEAM                     | LEAGUE | REGULAR SEASON |            |            |            |            | PLAYOFFS  |           |           |           |           |
|---------|--------------------------|--------|----------------|------------|------------|------------|------------|-----------|-----------|-----------|-----------|-----------|
|         |                          |        | GP             | G          | A          | PTS        | PIM        | GP        | G         | A         | PTS       | PIM       |
| 2005-06 | Gatineau(a)              | QMJHL  | 69             | 39         | 64         | 103        | 64         | 17        | 5         | 15        | 20        | 24        |
| 2006-07 | Gatineau                 | QMJHL  | 63             | 48         | 64         | 112        | 49         | 5         | 2         | 5         | 7         | 2         |
|         | PHANTOMS                 | AHL    | 5              | 1          | 1          | 2          | 6          | --        | --        | --        | --        | --        |
| 2007-08 | FLYERS                   | NHL    | 2              | 0          | 0          | 0          | 0          | --        | --        | --        | --        | --        |
|         | Gatineau                 | QMJHL  | 55             | 38         | 68         | 106        | 37         | 19        | 17        | 34        | 51        | 6         |
| 2008-09 | FLYERS                   | NHL    | 42             | 9          | 18         | 27         | 14         | 6         | 2         | 3         | 5         | 6         |
|         | PHANTOMS                 | AHL    | 33             | 17         | 17         | 34         | 22         | --        | --        | --        | --        | --        |
| 2009-10 | FLYERS                   | NHL    | 82             | 16         | 31         | 47         | 23         | 23        | 10        | 11        | 21        | 4         |
| 2010-11 | FLYERS                   | NHL    | 82             | 25         | 51         | 76         | 47         | 11        | 1         | 11        | 12        | 8         |
| 2011-12 | FLYERS                   | NHL    | 77             | 28         | 65         | 93         | 29         | 10        | 8         | 9         | 17        | 13        |
| 2012-13 | FLYERS                   | NHL    | 48             | 13         | 35         | 48         | 22         | --        | --        | --        | --        | --        |
| 2013-14 | FLYERS                   | NHL    | 82             | 28         | 58         | 86         | 46         | 7         | 2         | 4         | 6         | 2         |
| 2014-15 | FLYERS                   | NHL    | 81             | 25         | 48         | 73         | 36         | --        | --        | --        | --        | --        |
| 2015-16 | FLYERS                   | NHL    | 78             | 22         | 45         | 67         | 53         | 6         | 0         | 1         | 1         | 2         |
|         | <b>QMJHL TOTALS</b>      |        | <b>187</b>     | <b>125</b> | <b>196</b> | <b>321</b> | <b>150</b> | <b>41</b> | <b>24</b> | <b>54</b> | <b>78</b> | <b>32</b> |
|         | <b>AHL TOTALS</b>        |        | <b>38</b>      | <b>18</b>  | <b>18</b>  | <b>36</b>  | <b>28</b>  | --        | --        | --        | --        | --        |
|         | <b>FLYERS/NHL TOTALS</b> |        | <b>574</b>     | <b>166</b> | <b>351</b> | <b>517</b> | <b>270</b> | <b>57</b> | <b>23</b> | <b>38</b> | <b>61</b> | <b>33</b> |

(a) Drafted by the Flyers in the first round (22nd overall) of the 2006 NHL Entry Draft.

## MISCELLANEOUS STATS

| YEAR    | TEAM                     | LEAGUE     | REGULAR SEASON |          |           |             |             |           |              |             |              |          | PLAYOFFS |          |  |
|---------|--------------------------|------------|----------------|----------|-----------|-------------|-------------|-----------|--------------|-------------|--------------|----------|----------|----------|--|
|         |                          |            | PP             | SH       | GW        | S           | S%          | +/-       | TF           | F%          | MIN          | PP       | SH       | GW       |  |
| 2007-08 | FLYERS                   | NHL        | 0              | 0        | 0         | 2           | 0           | -2        | --           | --          | 9:34         | --       | --       | --       |  |
| 2008-09 | FLYERS                   | NHL        | 2              | 0        | 0         | 67          | 13.4        | 10        | 309          | 47.2        | 15:09        | 0        | 0        | 0        |  |
| 2009-10 | FLYERS                   | NHL        | 8              | 0        | 2         | 145         | 11          | -9        | 600          | 49.5        | 16:36        | 3        | 0        | 2        |  |
| 2010-11 | FLYERS                   | NHL        | 8              | 3        | 5         | 169         | 14.8        | 20        | 1095         | 50          | 19:23        | 0        | 0        | 0        |  |
| 2011-12 | FLYERS                   | NHL        | 6              | 0        | 5         | 242         | 11.6        | 6         | 1543         | 53.7        | 21:32        | 3        | 2        | 0        |  |
| 2012-13 | FLYERS                   | NHL        | 6              | 1        | 2         | 137         | 9.5         | -7        | 1182         | 54.5        | 21:10        | --       | --       | --       |  |
| 2013-14 | FLYERS                   | NHL        | 7              | 0        | 7         | 223         | 12.6        | 7         | 1760         | 52.9        | 20:26        | 0        | 0        | 0        |  |
| 2014-15 | FLYERS                   | NHL        | 14             | 0        | 4         | 279         | 9           | -3        | 1878         | 56.6        | 20:33        | --       | --       | --       |  |
| 2015-16 | FLYERS                   | NHL        | 6              | 1        | 5         | 241         | 9.1         | -8        | 1881         | 57.5        | 20:32        | 0        | 0        | 0        |  |
|         | <b>FLYERS/NHL TOTALS</b> | <b>NHL</b> | <b>57</b>      | <b>5</b> | <b>30</b> | <b>1505</b> | <b>11.0</b> | <b>14</b> | <b>10248</b> | <b>54.1</b> | <b>19:34</b> | <b>6</b> | <b>2</b> | <b>2</b> |  |







## 28 | Claude Giroux

### CAREER STATS VS. NHL

| TEAM        | GP | G | A  | PTS | PIM | TEAM         | GP | G  | A  | PTS | PIM |
|-------------|----|---|----|-----|-----|--------------|----|----|----|-----|-----|
| ANAHEIM     | 11 | 2 | 8  | 10  | 6   | MONTREAL     | 24 | 7  | 9  | 16  | 16  |
| ARIZONA     | 10 | 4 | 3  | 7   | 4   | NASHVILLE    | 11 | 6  | 6  | 12  | 8   |
| BOSTON      | 27 | 6 | 13 | 19  | 18  | NEW JERSEY   | 35 | 9  | 25 | 34  | 24  |
| BUFFALO     | 27 | 4 | 20 | 24  | 14  | NY ISLANDERS | 37 | 14 | 27 | 41  | 30  |
| CALGARY     | 10 | 2 | 9  | 11  | 2   | NY RANGERS   | 41 | 6  | 27 | 33  | 14  |
| CAROLINA    | 27 | 7 | 19 | 26  | 2   | OTTAWA       | 27 | 4  | 13 | 17  | 11  |
| CHICAGO     | 10 | 3 | 10 | 13  | 0   | PHILADELPHIA | 0  | 0  | 0  | 0   | 0   |
| COLORADO    | 8  | 6 | 1  | 7   | 5   | PITTSBURGH   | 36 | 12 | 24 | 36  | 20  |
| COLUMBUS    | 17 | 6 | 10 | 16  | 6   | SAN JOSE     | 11 | 6  | 4  | 10  | 4   |
| DALLAS      | 11 | 3 | 7  | 10  | 4   | ST. LOUIS    | 10 | 1  | 5  | 6   | 18  |
| DETROIT     | 14 | 6 | 10 | 16  | 10  | TAMPA BAY    | 26 | 3  | 22 | 25  | 10  |
| EDMONTON    | 9  | 3 | 5  | 8   | 0   | TORONTO      | 25 | 9  | 16 | 25  | 8   |
| FLORIDA     | 28 | 6 | 10 | 16  | 10  | VANCOUVER    | 10 | 3  | 7  | 10  | 4   |
| LOS ANGELES | 11 | 3 | 7  | 10  | 4   | WASHINGTON   | 29 | 15 | 16 | 31  | 8   |
| MINNESOTA   | 9  | 3 | 3  | 6   | 4   | WINNIPEG     | 23 | 7  | 15 | 22  | 6   |

#### – NHL TOTALS –

| GP         | G          | A          | PTS        | PIM        |
|------------|------------|------------|------------|------------|
| <b>574</b> | <b>166</b> | <b>351</b> | <b>517</b> | <b>270</b> |





# 27 Boyd Gordon

— CENTER —

**BIRTHDATE:** October 19, 1983 | **BIRTHPLACE:** Unity, Saskatchewan  
**HEIGHT:** 6'0" | **WEIGHT:** 200 | **SHOOTS:** Right | **SEASON:** 13th NHL, 1st Flyers  
**ACQUIRED:** Free Agent – signed July 1, 2016

## 2015-16

Scored a shorthanded goal March 11 vs. CGY... played a season high 17:00 Dec. 19 vs. NYI... went 14-for-17 (82 pct) on faceoffs March 9 at VAN... scored his two goals of the season over the span of three games, March 7 at COL and March 11 at CGY.

## CAREER

**2014-15:** Played in 68 games with EDM and recorded 6-7-13 and 17 PIM...Led the team in FO% (55.9%)...Ranked 11th in the NHL in FO%... Ranked second on the team in SH TOI/G (2:24)...Led all EDM forwards in blocked shots (80)... Scored a goal vs. MIN, Jan. 27... Won 12-of-13 (92%) of his face-offs vs. FLA, Jan. 11...Had a goal at SJS, Dec. 18... Notched a SHG at DAL, Nov. 25...Scored a goal vs. VAN, Nov. 19...Won 17-of-22 (77%) of his face-offs at NSH, Nov. 11... Scored a goal in back-to-back games Nov. 6 and 7 at BOS and BUF. **2013-14:** Skated in 74 games with the Oilers and posted 8-13-21 and 20 PIM...Led the team in FO% (56.5%)...Ranked eighth in the NHL in FO%...Led all EDM forwards in blocked shots (89)...Ranked second on the team in SH TOI (206:00)...Notched a shorthanded goal at CHI, Jan. 12...Had a goal in back-to-back games Jan. 3 and 5 at ANA and vs. TBL...Won 19-of-26 (73%) of his face-offs at PHX, Dec. 31... Recorded two assists at CGY, Dec. 27...Had a goal and an assist at CGY, Nov. 16...Dished out three assists at FLA, Nov. 13... Scored goals in back-to-back games at TOR and at WSH, Oct. 12 and 14...Started the season with a three-game point streak (2-1-3). **2012-13:** Played in all 48 games for ARI and recorded 4-10-14 and eight PIM...Ranked second on the team and eighth in the NHL in FO%... Led all Coyotes forwards in blocked shots (44)...Finished second on the team in SH TOI (137:07)...Posted 1-1-2 at EDM, Apr. 10... Had a goal vs. COL, Apr. 6... Notched a goal at SJS, Mar. 30...Scored 1-1-2 at MIN, Mar. 27...Won 12-of-16 (75%) of his face-offs and had an assist vs. CGY, Feb. 18. **2011-12:** Played a career high 75 games and posted 8-15-23 with a plus-9 rating...His eight goals were a career high...Led the team in faceoff percentage and ranked eighth in the NHL (56.8%)...Led all PHX forwards with 86 blocked shots...Led the team in shorthanded TOI (216:21)...Collected an assist at MIN, Apr. 7...Won 13 of 18 (72%) face-offs at STL, Apr. 6...Scored the GWG vs. CBJ, Apr. 3... Won 10 of 12 (83%) face-offs at SJS, Mar. 24...Scored a SHG vs. DET, Feb. 6...Collected 0-2-2 vs. SJS, Feb. 4...Netted his first career two-goal game and had a career-high eight shots vs. COL, Jan. 16...Won 18 of 20 (90%) face-offs at DET, Jan. 12...Played in his 400th career NHL game at DET, Jan. 12...Collected an assist and won 13 of 18 (72%) face-offs vs. NYR, Dec. 17...Collected an assist at WSH, Nov. 21...Had a three-game point streak (2-2-4) from Nov. 5-12...Recorded 1-1-2 and the GWG vs. EDM, Nov. 5... Scored his first goal with PHX at ANA, Oct. 23... Recorded assists in back-to-back games at NSH, Oct. 13 and vs. WPG Oct. 15... Won 15 of 20 (75%) face-offs at NSH, Oct. 13...**2012 Playoffs:** Recorded two assists in 16 postseason games...Led the team in postseason face-off percentage and ranked ninth in NHL (59.3%)...Led the team in postseason shorthanded TOI (65:03)...Won 18 of 21 draws vs. LAK in Game 5 of WCF, May 22...Won 54 of 88 (61%) face-offs in the WCSF against NSH...Collected two assists in six games of the WCQF against CHI...Collected an assist and won 15 of 22 (68%) face-offs in Game 4 at CHI, Apr. 19. **2010-11:** Recorded 3-6-9 in 60 games with WSH...Led the team in face-off percentage (58%)...Scored a shorthanded goal vs. CHI, Mar. 13...Registered a goal at FLA, Mar. 6...Netted a goal at STL, Dec. 1... **2011 Playoffs:** Played in all nine playoff games for the Capitals...Won 69% of his postseason face-offs. **2009-10:** Limited to only 36 games because of injury...Recorded 4-6-10...Team went undefeated (4-0-0) when he scored a goal and 8-1-1 when he registered a point...Led the team in face-off percentage (61%), which would have led the league had he taken enough draws to qualify...Third on the team averaging 2:39 of shorthanded TOI/game...Posted five points (2-3-5) in the third period, including one goal and two assists in the last 10 minutes of the game...Took a season-high five shots and scored a goal at BUF, March 10...Registered points (2-1-3) in three straight games from Feb. 2-5...Had a goal vs. OTT, Jan. 7 and an assist at ATL, Jan. 9... **2010 Playoffs:** Collected two points, both shorthanded, in the ECQF vs. MTL...Won 68-percent of his draws...Scored a goal in a 5-1 win in Game 3 at MTL, Apr. 19. **2008-09:** Recorded 5-9-14 in 63 games... Finished third on the team in face-off percentage (56%)...Averaged 3:39 of shorthanded ice time per game, third on the team...Established a new career high with two GWGs...Netted four of his five goals in the third period... Finished third for fourth on the team with five game-winning assists...Caps went 12-0-1 when he recorded a point and 5-0-0 when he scored a goal...Missed the last 10 games of the season due to injury...Had a goal and an assist vs. OTT, Jan. 1...Scored a shorthanded goal at BUF, Dec. 30...**2009 Playoffs:** Played in all 14 Stanley Cup playoff games and had three assists... Collected an assist and was a plus-1 in Game 4 vs. PIT in ECSF...Had an assist and was a plus-1 in Game 5 and Game 6 in the ECQF series vs. NYR. **2007-08:** Matched career high with seven goals in 67 games...Finished ninth in the NHL in face-off percentage (56%)...Averaged 4:00 of penalty killing ice time per game, third among NHL forwards...Tied for seventh on the team with a plus-5 rating...Had 12 points (5-7-12) and a plus-6 rating in 45 games after returning from an injury on Dec. 27 at PIT...Played in his 200th NHL game at TBL, Mar. 27...Posted points in three straight games (1-2-3) from Jan. 5-13...Recorded a goal, an assist and a plus-2 rating vs. OTT, Jan. 1...**2008 Playoffs:** Played in all seven ECQF games against PHI. **2006-07:** Established career highs in games (71), goals (7), assists (22) and points (29) in his first full NHL season...His plus-10 rating led the team and was the best by a Capital since 2002-03...Ranked fifth on the team in points, fifth in assists and tied for seventh in goals...Recorded two goals and four assists while shorthanded,



# 27 | Boyd Gordon

ranking fourth in the NHL in shorthanded points and tied for second in shorthanded assists...Finished fourth on the team in home scoring with 19 points (5g-14a)...Team was 6-1-0 when he scored a goal and 15-5-4 when he recorded a point...20 of his 29 points (5-15-20) after Jan. 1...Led Caps forwards (second on the team) with 3:58 of shorthanded ice time per game...Led the team in face-off percentage (52%), face-offs (1,214) and face-off wins (632)...Posted a goal and an assist and was a plus-2 at ATL, Apr. 4...Had goals in back-to-back games for the first time in his career vs. TOR, Mar. 16 and vs. TBL, Mar. 18...Scored four of his seven goals in the last 11 games of the season (4-3-7)...Notched his first career two-assist game at NJD, Feb. 24...Posted 1-1-2 vs. LAK, Feb. 8...Posted an assist and was a plus-2 in a season-high 22:44 of ice time vs. NYI, Feb. 4...Played in his 100th NHL game on vs. PHI, Jan. 9...Was a plus-7, without a minus goal, in a 16-game stretch from Nov. 28-Dec. 30...Posted his second career multi-point game (1-1-2) and was a plus-2 vs. NYR, Nov. 11. **2005-06:** Played 104 total regular season and playoff games for Washington and Hershey (AHL), tied with Brooks Laich for the most in the organization...Had five stints with Washington, totaling 25 games...Averaged 5:06 of penalty killing time per game with the Capitals, second-best in the NHL...Had 16-22-38 in 58 regular season games for Hershey...Ranked third among the Bears with a plus-9 rating...Played all 21 playoff games for the Bears in their run to the Calder Cup...Scored the only goal in Game 1 of Hershey's first round playoff series against Norfolk. **2004-05:** The only player to appear in all 80 games for Portland (AHL)...Tied for third on the team in scoring with 39 points...Ranked third on the team in assists (22) and tied for third in goals (17)...Tied for second on the team with seven power-play goals...Scored the game-tying and game-winning goals against Bridgeport, Dec. 18. **2003-04:** Appeared in 41 games for the Caps, tallying one goal and five assists, and 43 games for Portland, scoring five goals and 17 assists...Started the season with Washington, making his NHL debut vs. NYI on Oct. 9, recording an assist...Scored his first NHL goal and added an assist vs. ATL, Oct. 11...Sent to Portland on Jan. 10...Recalled by the Capitals for one game on Mar. 16 and reassigned to Portland...In seven playoff games for Portland, registered two goals and an assist. **2002-03:** Tallied 33 goals and 48 assists in 56 games with Red Deer (WHL)...Ranked second on the team in goals, assists and points (81)...Helped Red Deer to the WHL finals, recording eight goals and 12 assists in 23 playoff games...Led the team in playoff goals and tied for the lead in points (20) while ranking third in assists. **2001-02:** Played in 66 games for Red Deer and recorded 22 goals and 29 assists...In 23 playoff games, tallied 10 goals and 12 assists...Ranked third on the team in playoff goals and tied for first in playoff assists, tying for second in playoff points. **2000-01:** Played in all 72 games for Red Deer, scoring 12 goals and adding 27 assists...In 22 playoff games, notched three goals and six assists as Red Deer won the WHL playoff title and captured the Memorial Cup.

## STATISTICAL CAREER HIGHS

|                               | FLYERS | CAREER               |
|-------------------------------|--------|----------------------|
| MOST GOALS (GAME)             | N/A    | 2 (vs. COL, 1/16/12) |
| MOST ASSIST (GAME)            | N/A    | 3 (vs. FLA, 5/11/13) |
| MOST POINTS (GAME)            | N/A    | 3 (@ FLA, 5/11/13)   |
| MOST GOALS (SEASON)           | N/A    | 8 (TWO TIMES)        |
| MOST ASSIST (SEASON)          | N/A    | 22 (2006-07)         |
| MOST POINTS (SEASON)          | N/A    | 29 (2006-07)         |
| LONGEST GOAL-SCORING STREAK   | N/A    | 2 (SEVEN TIMES)      |
| LONGEST ASSIST-SCORING STREAK | N/A    | 2 (13 TIMES)         |
| LONGEST POINT-SCORING STREAK  | N/A    | 3 (FIVE TIMES)       |



# 27 | Boyd Gordon

## CAREER RECORD

| YEAR    | TEAM              | LEAGUE | REGULAR SEASON |           |            |            |            | PLAYOFFS  |           |           |           |           |
|---------|-------------------|--------|----------------|-----------|------------|------------|------------|-----------|-----------|-----------|-----------|-----------|
|         |                   |        | GP             | G         | A          | PTS        | PIM        | GP        | G         | A         | PTS       | PIM       |
| 1998-99 | Regina            | SMBHL  | 60             | 70        | 102        | 172        | 53         | --        | --        | --        | --        | --        |
| 1999-00 | Red Deer          | WHL    | 66             | 10        | 26         | 36         | 24         | 4         | 0         | 1         | 1         | 2         |
| 2000-01 | Red Deer          | WHL    | 72             | 12        | 27         | 39         | 39         | 22        | 3         | 6         | 9         | 2         |
| 2001-02 | Red Deer          | WHL    | 66             | 22        | 29         | 51         | 19         | 23        | 10        | 12        | 22        | 8         |
| 2002-03 | Red Deer          | WHL    | 56             | 33        | 48         | 81         | 28         | 23        | 8         | 12        | 20        | 14        |
| 2003-04 | Washington        | NHL    | 41             | 1         | 5          | 6          | 8          | --        | --        | --        | --        | --        |
|         | Portland          | AHL    | 43             | 5         | 17         | 22         | 16         | 7         | 2         | 1         | 3         | 0         |
| 2004-05 | Portland          | AHL    | 80             | 17        | 22         | 39         | 35         | --        | --        | --        | --        | --        |
| 2005-06 | Washington        | NHL    | 25             | 0         | 1          | 1          | 4          | --        | --        | --        | --        | --        |
|         | Hershey           | AHL    | 58             | 16        | 22         | 38         | 23         | 21        | 3         | 5         | 8         | 10        |
| 2006-07 | Washington        | NHL    | 71             | 7         | 22         | 29         | 14         | --        | --        | --        | --        | --        |
| 2007-08 | Washington        | NHL    | 67             | 7         | 9          | 16         | 12         | 7         | 0         | 0         | 0         | 0         |
| 2008-09 | Washington        | NHL    | 63             | 5         | 9          | 14         | 16         | 14        | 0         | 3         | 3         | 4         |
| 2009-10 | Washington        | NHL    | 36             | 4         | 6          | 10         | 12         | 6         | 1         | 1         | 2         | 0         |
|         | Hershey           | AHL    | 2              | 0         | 2          | 2          | 0          | --        | --        | --        | --        | --        |
| 2010-11 | Washington        | NHL    | 60             | 3         | 6          | 9          | 16         | 9         | 0         | 0         | 0         | 6         |
| 2011-12 | Phoenix           | NHL    | 75             | 8         | 15         | 23         | 10         | 16        | 0         | 2         | 2         | 6         |
| 2012-13 | Phoenix           | NHL    | 48             | 4         | 10         | 14         | 8          | --        | --        | --        | --        | --        |
| 2013-14 | Edmonton          | NHL    | 74             | 8         | 13         | 21         | 20         | --        | --        | --        | --        | --        |
| 2014-15 | Edmonton          | NHL    | 68             | 6         | 7          | 13         | 17         | --        | --        | --        | --        | --        |
| 2015-16 | Arizona           | NHL    | 65             | 2         | 2          | 4          | 10         | --        | --        | --        | --        | --        |
|         | <b>WHL TOTALS</b> |        | <b>260</b>     | <b>77</b> | <b>130</b> | <b>207</b> | <b>110</b> | <b>72</b> | <b>21</b> | <b>31</b> | <b>52</b> | <b>26</b> |
|         | <b>AHL TOTALS</b> |        | <b>183</b>     | <b>38</b> | <b>63</b>  | <b>101</b> | <b>74</b>  | <b>28</b> | <b>5</b>  | <b>6</b>  | <b>11</b> | <b>10</b> |
|         | <b>NHL TOTALS</b> |        | <b>693</b>     | <b>55</b> | <b>105</b> | <b>160</b> | <b>147</b> | <b>52</b> | <b>1</b>  | <b>6</b>  | <b>7</b>  | <b>16</b> |

## MISCELLANEOUS STATS

| YEAR    | TEAM              | LEAGUE     | REGULAR SEASON |          |          |            |            |            |             |             |              |          | PLAYOFFS |          |  |
|---------|-------------------|------------|----------------|----------|----------|------------|------------|------------|-------------|-------------|--------------|----------|----------|----------|--|
|         |                   |            | PP             | SH       | GW       | S          | S%         | +/-        | TF          | F%          | MIN          | PP       | SH       | GW       |  |
| 2003-04 | Washington        | NHL        | 0              | 0        | 0        | 42         | 2.4        | -9         | --          | --          | 13:11        | --       | --       | --       |  |
| 2005-06 | Washington        | NHL        | 0              | 0        | 0        | 12         | 0          | -4         | --          | --          | 11:40        | --       | --       | --       |  |
| 2006-07 | Washington        | NHL        | 0              | 2        | 0        | 104        | 6.7        | 10         | --          | --          | 15:53        | --       | --       | --       |  |
| 2007-08 | Washington        | NHL        | 0              | 1        | 0        | 100        | 7          | 5          | 904         | 55.8        | 15:44        | 0        | 0        | 0        |  |
| 2008-09 | Washington        | NHL        | 0              | 1        | 2        | 69         | 7.2        | -4         | 667         | 56.1        | 13:28        | 0        | 0        | 0        |  |
| 2009-10 | Washington        | NHL        | 0              | 0        | 0        | 40         | 10         | 4          | 202         | 60.9        | 10:17        | 0        | 1        | 0        |  |
| 2010-11 | Washington        | NHL        | 0              | 1        | 1        | 77         | 3.9        | -5         | 719         | 58          | 13:03        | 0        | 0        | 0        |  |
| 2011-12 | Phoenix           | NHL        | 0              | 1        | 2        | 114        | 7          | 9          | 1177        | 56.8        | 15:56        | 0        | 0        | 0        |  |
| 2012-13 | Phoenix           | NHL        | 0              | 0        | 0        | 59         | 6.8        | 0          | 789         | 57.3        | 15:01        | --       | --       | --       |  |
| 2013-14 | Edmonton          | NHL        | 1              | 1        | 1        | 80         | 10         | -15        | 1492        | 56.5        | 14:45        | --       | --       | --       |  |
| 2014-15 | Edmonton          | NHL        | 1              | 1        | 1        | 65         | 9.2        | -5         | 1207        | 56.4        | 13:20        | --       | --       | --       |  |
| 2015-16 | Arizona           | NHL        | 0              | 1        | 0        | 53         | 3.8        | -7         | 908         | 57.8        | 12:12        | --       | --       | --       |  |
|         | <b>NHL TOTALS</b> | <b>NHL</b> | <b>2</b>       | <b>9</b> | <b>7</b> | <b>815</b> | <b>6.7</b> | <b>-21</b> | <b>8065</b> | <b>56.9</b> | <b>14:02</b> | <b>0</b> | <b>1</b> | <b>0</b> |  |





## 27 | Boyd Gordon

### CAREER STATS VS. NHL

| TEAM        | GP | G | A | PTS | PIM | TEAM         | GP | G | A | PTS | PIM |
|-------------|----|---|---|-----|-----|--------------|----|---|---|-----|-----|
| ANAHEIM     | 25 | 2 | 2 | 4   | 2   | MONTREAL     | 23 | 1 | 2 | 3   | 0   |
| ARIZONA     | 14 | 0 | 1 | 1   | 2   | NASHVILLE    | 20 | 0 | 4 | 4   | 4   |
| BOSTON      | 25 | 2 | 4 | 6   | 2   | NEW JERSEY   | 24 | 0 | 5 | 5   | 6   |
| BUFFALO     | 23 | 4 | 1 | 5   | 4   | NY ISLANDERS | 23 | 1 | 3 | 4   | 0   |
| CALGARY     | 23 | 2 | 5 | 7   | 4   | NY RANGERS   | 24 | 3 | 3 | 6   | 12  |
| CAROLINA    | 35 | 1 | 4 | 5   | 10  | OTTAWA       | 28 | 2 | 5 | 7   | 8   |
| CHICAGO     | 19 | 3 | 0 | 3   | 4   | PHILADELPHIA | 28 | 0 | 5 | 5   | 10  |
| COLORADO    | 14 | 4 | 4 | 8   | 2   | PITTSBURGH   | 24 | 2 | 4 | 6   | 2   |
| COLUMBUS    | 18 | 1 | 3 | 4   | 4   | SAN JOSE     | 28 | 3 | 4 | 7   | 8   |
| DALLAS      | 22 | 1 | 2 | 3   | 11  | ST. LOUIS    | 21 | 1 | 3 | 4   | 2   |
| DETROIT     | 18 | 1 | 3 | 4   | 8   | TAMPA BAY    | 33 | 5 | 8 | 13  | 6   |
| EDMONTON    | 14 | 2 | 4 | 6   | 2   | TORONTO      | 26 | 3 | 2 | 5   | 8   |
| FLORIDA     | 35 | 1 | 5 | 6   | 6   | VANCOUVER    | 21 | 2 | 2 | 4   | 4   |
| LOS ANGELES | 26 | 1 | 5 | 6   | 0   | WASHINGTON   | 6  | 1 | 1 | 2   | 0   |
| MINNESOTA   | 18 | 2 | 3 | 5   | 4   | WINNIPEG     | 35 | 4 | 8 | 12  | 12  |

#### – NHL TOTALS –

| GP         | G         | A          | PTS        | PIM        |
|------------|-----------|------------|------------|------------|
| <b>693</b> | <b>55</b> | <b>105</b> | <b>160</b> | <b>147</b> |





# 53 | Shayne Gostisbehere

– DEFENSE –

**BIRTHDATE:** April 20, 1993 | **BIRTHPLACE:** Pembroke Pines, FL  
**HEIGHT:** 5'11" | **WEIGHT:** 180 | **SHOOTS:** Left | **SEASON:** 2nd NHL, 2nd Flyers  
**ACQUIRED:** Draft – 3rd Round (78th overall) in 2012

## 2015-16

Started season with Lehigh Valley, recording two goals and eight assists for 10 points in 14 games... recorded a goal and five assists for six points in his final six games before his recall to the Flyers on November 14... recorded his first NHL point that night, assisting on Jake Voracek's game-winning overtime goal at CAR... scored his first career goal Nov. 17 vs. LAK... recorded his first OT GWG Nov. 23 vs. CAR... repeated the feat Nov. 27 vs. NSH, becoming the first rookie in Flyers history to score multiple overtime winners in one season... scored his third OT GWG Dec. 15 vs. CAR, becoming the first NHL rookie to have three OT goals in a season since 2007-08, when Andrew Cogliano did it over the course of appearing in all 82 games for Edmonton... recorded a 15-game scoring streak from Jan. 19 – Feb. 20, establishing Flyers and NHL records for longest scoring streaks by a rookie defenseman... finished the season with 17 goals, establishing a new franchise record for goals by a rookie defenseman... became the youngest Flyer ever to win the Barry Ashbee Trophy as the Flyers' best defenseman... became first rookie in NHL history to record four (4) OT goals in a season... On February 13, 2016 he broke Barry Beck's point streak record for a rookie defenseman with a goal vs. NJD extending his streak to 11 games... Voted on to 2015-16 All-Rookie team - 2nd place in voting of the Calder.

## CAREER

**2014-15:** Appeared in a total of five games for Lehigh Valley and two games for the Flyers... recorded first professional points with 2 assists in 4-3 OT win vs. Adirondack on Oct. 17... made his NHL debut Oct. 25 vs. DET... upon return to Lehigh Valley, recorded two assists Nov. 8 vs. Manchester but sustained a torn ACL and missed the rest of the season following surgery. **2013-14:** Played his third and final year at Union College, leading the Dutchmen to the NCAA national championship with a 7-4 win over Minnesota at the Wells Fargo Center... was named NCAA Frozen Four Most Outstanding Player after posting a goal, 2 assists, and a plus-seven rating in the championship game... following the season, signed a three-year entry-level contract with the Flyers and made his professional debut April 18, 2014 when the Adirondack Phantoms hosted Bridgeport... during the regular season, recorded nine goals and 25 assists and was plus-33 in 42 games for Union... helped the Dutchmen to a 16-0-1 record in their final 17 games en route to ECAC and Frozen Four titles... **2012-13:** returned to Union College for his sophomore season, winning an ECAC playoff title and competing in the NCAA tournament, after winning a gold medal with the USA at the 2013 World Junior Championship... In 36 games with the Dutchmen, scored 8 goals with 18 assists and was +18 with 39 penalty minutes... Five of his eight goals came on the Union power play... in six games at the WJC (he was suspended for one game), scored 1 goal with 1 assist and was +4 with 25 penalty minutes. **2011-12:** Had a memorable freshman season at Union College as the Dutchmen won the ECAC Hockey regular season and playoff championships and reached the Frozen Four for the first time in school history... In 41 games, scored 5 goals with 17 assists and was plus-18 with 20 penalty minutes... was selected to the ECAC Hockey All-Rookie Team and was invited to USA Hockey's Evaluation Camp for the 2013 World Junior Championship... ranked 148th amongst North American skaters in Central Scouting's final rankings prior to the 2012 NHL Draft... was selected by Philadelphia in the third round (78th overall).



## STATISTICAL CAREER HIGHS

|                               | FLYERS                 | CAREER                 |
|-------------------------------|------------------------|------------------------|
| MOST GOALS (GAME)             | 2 ( vs. TBL)           | 2 ( vs. TBL)           |
| MOST ASSIST (GAME)            | 2 (3 TIMES)            | 2 (3 TIMES)            |
| MOST POINTS (GAME)            | 2 (7 TIMES)            | 2 (7 TIMES)            |
| MOST GOALS (SEASON)           | 17 (2015-16)           | 17 (2015-16)           |
| MOST ASSIST (SEASON)          | 29 (2015-16)           | 29 (2015-16)           |
| MOST POINTS (SEASON)          | 46 (2015-16)           | 46 (2015-16)           |
| LONGEST GOAL-SCORING STREAK   | 2 (2 TIMES)            | 2 (2 TIMES)            |
| LONGEST ASSIST-SCORING STREAK | 9 (1/21/16 - 2/11/16)  | 9 (1/21/16 - 2/11/16)  |
| LONGEST POINT-SCORING STREAK  | 15 (1/19/16 - 2/20/16) | 15 (1/19/16 - 2/20/16) |

## CAREER RECORD

| YEAR                     | TEAM     | LEAGUE | REGULAR SEASON |           |           |           |           |          |          | PLAYOFFS |          |          |  |  |
|--------------------------|----------|--------|----------------|-----------|-----------|-----------|-----------|----------|----------|----------|----------|----------|--|--|
|                          |          |        | GP             | G         | A         | PTS       | PIM       | GP       | G        | A        | PTS      | PIM      |  |  |
| 2011-12                  | Union    | ECAC   | 41             | 5         | 17        | 22        | 20        | --       | --       | --       | --       | --       |  |  |
| 2012-13                  | Union    | ECAC   | 36             | 8         | 18        | 26        | 39        | --       | --       | --       | --       | --       |  |  |
| 2013-14                  | Union    | ECAC   | 42             | 9         | 25        | 34        | 26        | --       | --       | --       | --       | --       |  |  |
|                          | PHANTOMS | AHL    | 2              | 0         | 0         | 0         | 0         | --       | --       | --       | --       | --       |  |  |
| 2014-15                  | PHANTOMS | AHL    | 5              | 0         | 5         | 5         | 0         | --       | --       | --       | --       | --       |  |  |
|                          | FLYERS   | NHL    | 2              | 0         | 0         | 0         | 0         | --       | --       | --       | --       | --       |  |  |
| 2015-16                  | PHANTOMS | AHL    | 14             | 2         | 8         | 10        | 6         | --       | --       | --       | --       | --       |  |  |
|                          | FLYERS   | NHL    | 64             | 17        | 29        | 46        | 24        | 6        | 1        | 1        | 2        | 4        |  |  |
| <b>COLLEGE TOTALS</b>    |          |        | <b>119</b>     | <b>22</b> | <b>60</b> | <b>82</b> | <b>85</b> | --       | --       | --       | --       | --       |  |  |
| <b>AHL TOTALS</b>        |          |        | <b>21</b>      | <b>2</b>  | <b>13</b> | <b>15</b> | <b>6</b>  | --       | --       | --       | --       | --       |  |  |
| <b>NHL/FLYERS TOTALS</b> |          |        | <b>66</b>      | <b>17</b> | <b>29</b> | <b>46</b> | <b>24</b> | <b>6</b> | <b>1</b> | <b>1</b> | <b>2</b> | <b>4</b> |  |  |

## MISCELLANEOUS STATS

| YEAR                     | TEAM   | LEAGUE | REGULAR SEASON |          |          |            |             |          |          |            |              |          | PLAYOFFS |          |  |
|--------------------------|--------|--------|----------------|----------|----------|------------|-------------|----------|----------|------------|--------------|----------|----------|----------|--|
|                          |        |        | PP             | SH       | GW       | S          | S%          | +/-      | TF       | F%         | MIN          | PP       | SH       | GW       |  |
| 2014-15                  | FLYERS | NHL    | 0              | 0        | 0        | 2          | 0           | -2       | 0        | 0          | 12:34        | --       | --       | --       |  |
| 2015-16                  | FLYERS | NHL    | 8              | 0        | 5        | 152        | 11.2        | 8        | 1        | 100        | 20:05        | 1        | 0        | 0        |  |
| <b>FLYERS/NHL TOTALS</b> |        |        | <b>8</b>       | <b>0</b> | <b>5</b> | <b>154</b> | <b>11.2</b> | <b>6</b> | <b>1</b> | <b>100</b> | <b>19:52</b> | <b>1</b> | <b>0</b> | <b>0</b> |  |





## 53 | Shayne Gostisbehere

### CAREER STATS VS. NHL

| TEAM        | GP | G | A | PTS | PIM | TEAM         | GP | G | A | PTS | PIM |
|-------------|----|---|---|-----|-----|--------------|----|---|---|-----|-----|
| ANAHEIM     | 2  | 0 | 1 | 1   | 0   | MONTREAL     | 3  | 1 | 3 | 4   | 2   |
| ARIZONA     | 2  | 0 | 1 | 1   | 2   | NASHVILLE    | 2  | 1 | 1 | 2   | 2   |
| BOSTON      | 1  | 0 | 1 | 1   | 0   | NEW JERSEY   | 3  | 2 | 1 | 3   | 2   |
| BUFFALO     | 1  | 0 | 1 | 1   | 0   | NY ISLANDERS | 4  | 1 | 1 | 2   | 2   |
| CALGARY     | 1  | 0 | 1 | 1   | 0   | NY RANGERS   | 4  | 1 | 2 | 3   | 2   |
| CAROLINA    | 4  | 2 | 2 | 4   | 0   | OTTAWA       | 3  | 1 | 0 | 1   | 0   |
| CHICAGO     | 1  | 0 | 0 | 0   | 0   | PHILADELPHIA | 0  | 0 | 0 | 0   | 0   |
| COLORADO    | 1  | 0 | 1 | 1   | 0   | PITTSBURGH   | 4  | 0 | 4 | 4   | 2   |
| COLUMBUS    | 4  | 0 | 2 | 2   | 2   | SAN JOSE     | 2  | 0 | 0 | 0   | 4   |
| DALLAS      | 1  | 1 | 0 | 1   | 0   | ST. LOUIS    | 2  | 0 | 2 | 2   | 0   |
| DETROIT     | 4  | 1 | 0 | 1   | 0   | TAMPA BAY    | 2  | 2 | 0 | 2   | 2   |
| EDMONTON    | 1  | 0 | 0 | 0   | 0   | TORONTO      | 3  | 2 | 1 | 3   | 0   |
| FLORIDA     | 1  | 1 | 0 | 1   | 0   | VANCOUVER    | 1  | 0 | 0 | 0   | 0   |
| LOS ANGELES | 3  | 1 | 0 | 1   | 2   | WASHINGTON   | 3  | 0 | 3 | 3   | 0   |
| MINNESOTA   | 2  | 0 | 0 | 0   | 0   | WINNIPEG     | 1  | 0 | 1 | 1   | 0   |

#### – NHL TOTALS –

| GP        | G         | A         | PTS       | PIM       |
|-----------|-----------|-----------|-----------|-----------|
| <b>66</b> | <b>17</b> | <b>29</b> | <b>46</b> | <b>24</b> |







# 3 | Radko Gudas

– DEFENSE –

(GOO-duhs, RAHD-koh)

**BIRTHDATE:** June 5, 1990 | **BIRTHPLACE:** Prague, Czech Republic

**HEIGHT:** 6'0" | **WEIGHT:** 203 | **SHOOTS:** Right | **SEASON:** 4th NHL, 3rd Flyers

**ACQUIRED:** Trade from Tampa Bay – March 2, 2015

## 2015-16

Made his Flyer debut Oct. 12 vs. FLA, recording five hits... tied a career-high with a plus-4 rating on Dec. 10 at STL... recorded five shots on goal and 12 total attempts Jan. 7 at MIN... recorded an assist, four shots on goal, three hits and four blocked shots Jan. 9 vs. NYI... Led the team in hits with 304 (4 hits per game)... Second on the team in penalty minutes with 116... Second in blocks with 157... Was +3 in the team's 5-1 win vs. BUF on Feb. 11... Tallied his first and second goals of the season and had four points (2G, 2A) in a 6-0 win over CBJ on Mar. 5... Scored the game-winning goal in a 3-2 win at CHI on Mar. 16... Tallied two points (1G, 1A) and went +2 in the team's 4-2 win over COL on Mar. 24.

## CAREER

**2014-15:** Appeared in 31 games for Tampa Bay, recording two goals and three assists... was +3 in a 7-4 win at CBJ on Nov. 8... credited with the game-winning goal after scoring 2:33 into the game in a 5-0 win vs. BUF... played a season-high 21:49 Dec. 20 at NYI... sustained a right knee injury Dec. 29 vs TOR and underwent arthroscopic knee surgery on January 6... acquired by the Flyers from Tampa Bay along with 1st and 3rd round picks in 2015 in exchange for Braydon Coburn... continued his rehab upon arrival in Philadelphia but did not return to the ice for the rest of the season. **2013-14:** Skated in 73 games with the Lightning, posting 3 goals and 22 points to go along with 152 penalty minutes... Ranked 3rd (tie-Backes) in the NHL for hits with 138 and 6th for penalty minutes with 152... Ranked 13th in the NHL among all rookies for TOI (19:07)... Recorded 2 10-hit games... Missed 4 games with a lower body injury (March 4-10)... Appeared in 3 games for the Czech Republic at the Winter Olympics in Sochi, Russia, recording 4 penalty minutes... Registered a 3-game point/assist streak from Jan. 11-14... Recorded a career-high 22 penalty minutes on Oct. 27 at FLA... 2014 Playoffs: Skated in 3 playoff games for the Lightning, recording 1 assist... Made his NHL Stanley Cup playoffs debut in Game 1 against MTL. **2012-13:** Played in 22 games with the Lightning in his 1st NHL season, collecting 2 goals and 5 points to go along with 38 penalty minutes... Ranked 7th in the NHL among rookies for hits with 87 despite only appearing in 22 games... Both goals during the season came against TOR... Scored his 1st career NHL goal on 3/20 at TOR... Made his NHL debut on 3/12 at FLA... Skated in 57 games with the Crunch, collecting 4 goals and 20 points to go along with 207 penalty minutes... Ranked 1st in the AHL with a +32 rating and was 6th in the league for penalty minutes... Appeared in 12 playoff games with the Crunch, tallying 2 goals and 3 points to go along with 34 penalty minutes. **2011-12:** Won the Calder Cup as a member of Norfolk... Skated in 73 games with Norfolk, collecting 7 goals and 20 points to go along with 195 penalty minutes and a plus-19 rating... Ranked 1st on the Admirals and 7th in the AHL in penalty minutes... Appeared in 16 Calder Cup playoff games, recording 3 assists and 14 penalty minutes. **2010-11:** Skated in 76 games with Norfolk of the AHL in his 1st professional season... Recorded 4 goals, 13 assists and 17 points... His goal total tied for 4th among all Admirals defensemen... Ranked 2nd on Norfolk with 165 penalty minutes... Tied for 3rd on the team and led all Admirals defensemen with a plus-15 rating... **2009-10:** Made his North American junior debut, appearing in 65 games with Everett of the WHL... Recorded 7 goals and 37 points, which ranked 1st among all team defensemen... His 30 assists ranked 5th on the team and 1st among all Everett defensemen... Led the club in plus/minus with a plus-45 rating and 151 penalty minutes... Skated in 3 playoff games with the Silvertips, tying all Everett defensemen for 2nd place with 2 assists... Also registered an even rating and 4 penalty minutes. **2008-09:** Played in his 2nd season with Beroun of the Czech 2nd tier league, appearing in 21 games... Recorded 3 points, all assists, while also recording 74 penalty minutes... Made his Czech Elite League regular season debut, playing in 7 games and notching 1 assist... **2007-08:** Played 35 games with Beroun, totaling 4 assists and 61 penalty minutes... Made his Czech Elite League debut in the postseason, skating in 1 game with Kladno, new career playoff highs in games played, goals, assists, points, PIM, PPG, and shots ...



## STATISTICAL CAREER HIGHS

|                               | FLYERS                    | CAREER                           |
|-------------------------------|---------------------------|----------------------------------|
| MOST GOALS (GAME)             | 2 (3/5/16 VS CBJ)         | 2 (3/5/16 VS CBJ)                |
| MOST ASSISTS (GAME)           | 2 (3/5/16 VS CBJ)         | 2 (TWO TIMES)                    |
| MOST POINTS (GAME)            | 4 (3/5/16 VS CBJ)         | 4 (3/5/16 VS CBJ)                |
| MOST GOALS (SEASON)           | 5 (2015-16)               | 5 (2015-16)                      |
| MOST ASSISTS (SEASON)         | 9 (2015-16)               | 19 (2013-14)                     |
| MOST POINTS (SEASON)          | 14 (2015-16)              | 22 (2013-14)                     |
| LONGEST GOAL-SCORING STREAK   | 2 GAMES (3/16, 3/19/2016) | 2 GAMES (3/16, 3/19/16)          |
| LONGEST ASSIST-SCORING STREAK | 2 GAMES (2/20, 2/23/16)   | 3 GAMES (1/11, 1/13, 11/14/2016) |
| LONGEST POINT-SCORING STREAK  | 2 GAMES (3/16, 3/19/16)   | 3 (TWO TIMES)                    |

## CAREER RECORD

| YEAR                 | TEAM      | LEAGUE | REGULAR SEASON |           |           |           |            |           | PLAYOFFS |          |          |           |  |
|----------------------|-----------|--------|----------------|-----------|-----------|-----------|------------|-----------|----------|----------|----------|-----------|--|
|                      |           |        | GP             | G         | A         | PTS       | PIM        | GP        | G        | A        | PTS      | PIM       |  |
| 2007-08              | Kladno    | Czech  | --             | --        | --        | --        | --         | 1         | 0        | 0        | 0        | 0         |  |
| 2008-09              | Kladno    | Czech  | 7              | 0         | 1         | 1         | 8          | --        | --       | --       | --       | --        |  |
| 2009-10              | Everett   | WHL    | 65             | 7         | 30        | 37        | 151        | 3         | 0        | 2        | 2        | 4         |  |
| 2010-11              | Norfolk   | AHL    | 76             | 4         | 13        | 17        | 165        | 6         | 0        | 0        | 0        | 7         |  |
| 2011-12              | Norfolk   | AHL    | 73             | 7         | 13        | 20        | 195        | 16        | 0        | 3        | 3        | 14        |  |
| 2012-13              | Syracuse  | AHL    | 57             | 4         | 16        | 20        | 207        | 12        | 2        | 1        | 3        | 34        |  |
| 2012-13              | Tampa Bay | NHL    | 22             | 2         | 3         | 5         | 38         | --        | --       | --       | --       | --        |  |
| 2013-14              | Tampa Bay | NHL    | 73             | 3         | 19        | 22        | 152        | 3         | 0        | 1        | 1        | 9         |  |
| 2014-15              | Tampa Bay | NHL    | 31             | 2         | 3         | 5         | 34         | --        | --       | --       | --       | --        |  |
| 2015-16              | FLYERS    | NHL    | 76             | 5         | 9         | 14        | 116        | 6         | 0        | 0        | 0        | 18        |  |
| <b>NHL TOTALS</b>    |           |        | <b>202</b>     | <b>12</b> | <b>34</b> | <b>46</b> | <b>340</b> | <b>3</b>  | <b>0</b> | <b>1</b> | <b>1</b> | <b>9</b>  |  |
| <b>AHL TOTALS</b>    |           |        | <b>206</b>     | <b>15</b> | <b>42</b> | <b>57</b> | <b>567</b> | <b>34</b> | <b>2</b> | <b>4</b> | <b>6</b> | <b>55</b> |  |
| <b>FLYERS TOTALS</b> |           |        | <b>76</b>      | <b>5</b>  | <b>9</b>  | <b>14</b> | <b>116</b> | <b>6</b>  | <b>0</b> | <b>0</b> | <b>0</b> | <b>18</b> |  |

(a) Drafted by Tampa Bay in the third round (66th overall) of the 2010 NHL Entry Draft.

(b) Traded to Philadelphia by Tampa Bay with Tampa Bay's 1st round in 2015 (later transferred to Columbus via Toronto, Gabriel Carlsson) and 3rd round in 2015 (Matej Tomek) for Braydon Coburn, March 2, 2015

## MISCELLANEOUS STATS

| YEAR                 | TEAM      | LEAGUE | REGULAR SEASON |          |          |            |            |           |          |          |              |          | PLAYOFFS |          |  |
|----------------------|-----------|--------|----------------|----------|----------|------------|------------|-----------|----------|----------|--------------|----------|----------|----------|--|
|                      |           |        | PP             | SH       | GW       | S          | S%         | +/-       | TF       | F%       | MIN          | PP       | SH       | GW       |  |
| 2012-13              | Tampa Bay | NHL    | 0              | 0        | 1        | 63         | 3.2        | -5        | 0        | 0        | 17:00        | --       | --       | --       |  |
| 2013-14              | Tampa Bay | NHL    | 1              | 0        | 1        | 114        | 2.6        | 2         | 0        | 0        | 19:07        | 0        | 0        | 0        |  |
| 2014-15              | Tampa Bay | NHL    | 0              | 0        | 1        | 31         | 6.5        | 3         | 0        | 0        | 16:59        | --       | --       | --       |  |
| 2015-16              | FLYERS    | NHL    | 0              | 0        | 1        | 150        | 3.3        | -3        | 0        | 0        | 19:50        | 0        | 0        | 0        |  |
| <b>NHL TOTALS</b>    |           |        | <b>1</b>       | <b>0</b> | <b>4</b> | <b>358</b> | <b>3.4</b> | <b>-3</b> | <b>0</b> | <b>0</b> | <b>18:14</b> | <b>0</b> | <b>0</b> | <b>0</b> |  |
| <b>FLYERS TOTALS</b> |           |        | <b>0</b>       | <b>0</b> | <b>1</b> | <b>150</b> | <b>3.3</b> | <b>-3</b> | <b>0</b> | <b>0</b> | <b>18:50</b> | <b>0</b> | <b>0</b> | <b>0</b> |  |





## 3 | Radko Gudas

### CAREER STATS VS. NHL

| TEAM        | GP | G | A | PTS | PIM | TEAM         | GP | G | A | PTS | PIM |
|-------------|----|---|---|-----|-----|--------------|----|---|---|-----|-----|
| ANAHEIM     | 4  | 0 | 0 | 0   | 11  | MONTREAL     | 9  | 0 | 0 | 0   | 31  |
| ARIZONA     | 4  | 0 | 1 | 1   | 0   | NASHVILLE    | 4  | 0 | 0 | 0   | 10  |
| BOSTON      | 7  | 0 | 0 | 0   | 14  | NEW JERSEY   | 7  | 0 | 1 | 1   | 25  |
| BUFFALO     | 10 | 1 | 2 | 3   | 28  | NY ISLANDERS | 12 | 1 | 2 | 3   | 10  |
| CALGARY     | 5  | 0 | 1 | 1   | 4   | NY RANGERS   | 10 | 0 | 3 | 3   | 6   |
| CAROLINA    | 12 | 1 | 3 | 4   | 12  | OTTAWA       | 11 | 0 | 0 | 0   | 14  |
| CHICAGO     | 5  | 1 | 1 | 2   | 6   | PHILADELPHIA | 4  | 0 | 1 | 1   | 6   |
| COLORADO    | 4  | 1 | 1 | 2   | 2   | PITTSBURGH   | 8  | 1 | 2 | 3   | 22  |
| COLUMBUS    | 7  | 2 | 4 | 6   | 12  | SAN JOSE     | 5  | 0 | 0 | 0   | 6   |
| DALLAS      | 4  | 0 | 0 | 0   | 10  | ST. LOUIS    | 3  | 0 | 1 | 1   | 2   |
| DETROIT     | 9  | 0 | 0 | 0   | 8   | TAMPA BAY    | 2  | 0 | 0 | 0   | 2   |
| EDMONTON    | 4  | 0 | 3 | 3   | 16  | TORONTO      | 11 | 3 | 2 | 5   | 14  |
| FLORIDA     | 9  | 1 | 0 | 1   | 37  | VANCOUVER    | 4  | 0 | 1 | 1   | 4   |
| LOS ANGELES | 4  | 0 | 0 | 0   | 6   | WASHINGTON   | 11 | 0 | 1 | 1   | 5   |
| MINNESOTA   | 6  | 0 | 2 | 2   | 2   | WINNIPEG     | 7  | 0 | 2 | 2   | 15  |

#### – NHL TOTALS –

| GP         | G         | A         | PTS       | PIM        |
|------------|-----------|-----------|-----------|------------|
| <b>202</b> | <b>12</b> | <b>34</b> | <b>46</b> | <b>340</b> |





# 21 | Scott Laughton

– CENTER –

**BIRTHDATE:** May 30, 1994 | **BIRTHPLACE:** Oakville, Ontario  
**HEIGHT:** 6'1" | **WEIGHT:** 189 | **SHOOTS:** Left | **SEASON:** 4th NHL, 4th Flyers  
**ACQUIRED:** Draft – 1st Round (20th overall) in 2012

## 2015-16

Completed his first full season with the Flyers, appearing in 71 games... recorded seven goals and 14 assists for 21 points... recorded two assists at TOR on Feb. 20, his first of three multi-point games over the rest of the season (2A Feb. 20 at TOR, 1G 1A Apr. 10 at NYI)... recoded a three-game scoring streak (1G, 3A) Feb. 19-23... played a career-high 18:04 Oct. 27 vs. BUF.

## CAREER

**2014-15:** Split the season between the Flyers and AHL Lehigh Valley, appearing in 31 games for the Flyers and 39 for the Phantoms... started the season with the Phantoms and scored four goals over a two-game span Oct. 17 and 18 in a home-and-home series vs. Adirondack (two goals in each game)... had six goals and five assists for 11 points in his first 13 games... recalled by the Flyers on Nov. 18 and made his season debut with the Flyers on Nov. 19 at NYR, marking his first NHL action since January of 2013... recorded his first NHL point with an assist Dec. 2 at SJS... scored his first NHL goal and posted his first NHL multi-point game (1G, 1A) on Dec. 13 vs. CAR... returned to Lehigh Valley on Feb. 15 and remained there the rest of the season... posted a four-game scoring streak (4G, 3A) from March 28 to April 3, including two goals and one assist vs. Wilkes-Barre/Scranton on March 28... was part of a stretch where he scored seven goals over the final 12 games of the season... had a four-game scoring streak (3G, 2A) April 10-17. **2013-14:** Returned to Oshawa following Flyers' training camp and skated for the Canada U20 team at the 2014 World Juniors... was the second-leading scorer for the Generals behind 17-year-old Michael Dal Colle (NYI) as Oshawa finished first in the OHL's East Division and reached the Eastern Conference finals... scored 40 goals with 47 assists and was plus-12 with 72 penalty minutes... scored 13 goals on the power play. In nine playoff games he scored 4 goals with 7 assists and was plus-2 with 17 penalty minutes... had 1 assist and was plus-2 with 6 penalty minutes in seven games at the WJC. Canada finished fourth; falling 2-1 to Russia in the bronze medal game. **2012-13:** Made his NHL debut as an 18-year-old, skating in five games with the Flyers before returning to the OHL's Oshawa Generals... finished the year with Philadelphia's AHL affiliate in Adirondack... had no points nor penalty minutes and had an even plus/minus, averaging 11:31 minutes of ice time during his time with the Flyers. In six AHL games he scored his first professional goal and was +2 with 2 assists. Adirondack missed the playoffs after finishing last in the Northeast Division... was the second-leading scorer for Oshawa in his third OHL season... scored 23 goals with 33 assists in 49 games and was +22 with 72 penalty minutes. The Generals finished second in the East Division and reached the second round in the playoffs... scored 7 goals with 6 assists in seven playoff games and was +8 with 11 penalty minutes. **2011-12:** Had a strong second season in an otherwise disappointing season for the Generals and finished the year with an impressive performance for Team Canada at the 2012 U18 World Junior Championship... scored 21 goals with 32 assists and was plus-8 with 101 penalty minutes in 64 games for Oshawa... In the playoffs, scored 2 goals with 3 assists and was minus-5 with 17 penalty minutes. The Generals lost to Niagara in a six-game, first-round playoff series. In seven games for bronze medal-winning Canada at the WJC, scored 2 goals with 5 assists and was plus-3 with 4 penalty minutes... one of the risers in Central Scouting's rankings, moving up twelve places from the mid-season list and ranking 28th amongst North American skaters in the final rankings prior to the 2012 NHL Draft. **2010-11:** Skated in 63 games for Oshawa in his first OHL season and represented Ontario in the 2011 U17 World Hockey Challenge... scored 12 goals with 11 assists and was plus-5 with 58 penalty minutes on an Oshawa team that finished second in its division. The Generals reached the second round of the playoffs and in 10 playoff games, scored 1 goal with 1 assist and was minus-2 with 11 penalty minutes... in five games at the WHC, scored 2 goals with 2 assists and had 4 penalty minutes as Ontario captured the gold medal. **2009-10:** Was the captain for the Toronto Marlboros Midget AAA team in the Greater Toronto Hockey League and skated in two games for the St. Michael's Buzzers Tier II junior team... scored 55 goals with 40 assists and 109 penalty minutes in 76 games for the Marlboros... was selected by the Oshawa Generals in the first round (3rd overall) of the OHL Priority Draft.



## STATISTICAL CAREER HIGHS

|                               | FLYERS          | CAREER          |
|-------------------------------|-----------------|-----------------|
| MOST GOALS (GAME)             | 1 (9 TIMES)     | 1 (9 TIMES)     |
| MOST ASSIST (GAME)            | 2 (2 TIMES)     | 2 (2 TIMES)     |
| MOST POINTS (GAME)            | 2 (4 TIMES)     | 2 (4 TIMES)     |
| MOST GOALS (SEASON)           | 7 (2015-16)     | 7 (2015-16)     |
| MOST ASSIST (SEASON)          | 14 (2015-16)    | 14 (2015-16)    |
| MOST POINTS (SEASON)          | 21 (2015-16)    | 21 (2015-16)    |
| LONGEST GOAL-SCORING STREAK   | N/A             | N/A             |
| LONGEST ASSIST-SCORING STREAK | 2 (THREE TIMES) | 2 (THREE TIMES) |
| LONGEST POINT-SCORING STREAK  | 3 (TWO TIMES)   | 3 (TWO TIMES)   |

## CAREER RECORD

| YEAR                     | TEAM          | LEAGUE | REGULAR SEASON |           |            |            |            |           | PLAYOFFS  |           |           |           |  |
|--------------------------|---------------|--------|----------------|-----------|------------|------------|------------|-----------|-----------|-----------|-----------|-----------|--|
|                          |               |        | GP             | G         | A          | PTS        | PIM        | GP        | G         | A         | PTS       | PIM       |  |
| 2009-10                  | St. Michael's | OJHL   | 2              | 0         | 0          | 0          | 4          | --        | --        | --        | --        | --        |  |
| 2010-11                  | Oshawa        | OHL    | 63             | 12        | 11         | 23         | 58         | 10        | 1         | 1         | 2         | 11        |  |
| 2011-12                  | Oshawa        | OHL    | 64             | 21        | 32         | 53         | 101        | 6         | 2         | 3         | 5         | 17        |  |
| 2012-13                  | Oshawa        | OHL    | 49             | 23        | 33         | 56         | 72         | 7         | 7         | 6         | 13        | 11        |  |
| 2012-13                  | FLYERS        | NHL    | 5              | 0         | 0          | 0          | 0          | --        | --        | --        | --        | --        |  |
| 2012-13                  | PHANTOMS      | AHL    | 6              | 1         | 2          | 3          | 0          | --        | --        | --        | --        | --        |  |
| 2013-14                  | Oshawa        | OHL    | 54             | 40        | 47         | 87         | 72         | 9         | 4         | 7         | 11        | 17        |  |
| 2014-15                  | PHANTOMS      | AHL    | 39             | 14        | 13         | 27         | 31         | --        | --        | --        | --        | --        |  |
|                          | FLYERS        | NHL    | 31             | 2         | 4          | 6          | 17         | --        | --        | --        | --        | --        |  |
| 2015-16                  | FLYERS        | NHL    | 71             | 7         | 14         | 21         | 34         | 3         | 0         | 0         | 0         | 0         |  |
| <b>JUNIOR TOTALS</b>     |               |        | <b>232</b>     | <b>96</b> | <b>123</b> | <b>219</b> | <b>307</b> | <b>32</b> | <b>14</b> | <b>17</b> | <b>31</b> | <b>56</b> |  |
| <b>AHL TOTALS</b>        |               |        | <b>45</b>      | <b>15</b> | <b>15</b>  | <b>30</b>  | <b>31</b>  | --        | --        | --        | --        | --        |  |
| <b>NHL/FLYERS TOTALS</b> |               |        | <b>107</b>     | <b>9</b>  | <b>18</b>  | <b>27</b>  | <b>51</b>  | <b>3</b>  | <b>0</b>  | <b>0</b>  | <b>0</b>  | <b>0</b>  |  |

## MISCELLANEOUS STATS

| YEAR                     | TEAM   | LEAGUE | REGULAR SEASON |          |          |            |            |           |            |             |              |          | PLAYOFFS |          |  |
|--------------------------|--------|--------|----------------|----------|----------|------------|------------|-----------|------------|-------------|--------------|----------|----------|----------|--|
|                          |        |        | PP             | SH       | GW       | S          | S%         | +/-       | TF         | F%          | MIN          | PP       | SH       | GW       |  |
| 2012-13                  | FLYERS | NHL    | 0              | 0        | 0        | 10         | 0          | 0         | 43         | 44.2        | 11:31        | --       | --       | --       |  |
| 2014-15                  | FLYERS | NHL    | 0              | 0        | 0        | 51         | 3.9        | -1        | 275        | 48.7        | 12:43        | --       | --       | --       |  |
| 2015-16                  | FLYERS | NHL    | 0              | 0        | 0        | 85         | 8.2        | -2        | 388        | 43.8        | 10:26        | 0        | 0        | 0        |  |
| <b>FLYERS/NHL TOTALS</b> |        |        | <b>0</b>       | <b>0</b> | <b>0</b> | <b>146</b> | <b>6.2</b> | <b>-3</b> | <b>706</b> | <b>45.8</b> | <b>11:09</b> | <b>0</b> | <b>0</b> | <b>0</b> |  |





## 21 | Scott Laughton

### CAREER STATS VS. NHL

| TEAM        | GP | G | A | PTS | PIM | TEAM         | GP | G | A | PTS | PIM |
|-------------|----|---|---|-----|-----|--------------|----|---|---|-----|-----|
| ANAHEIM     | 3  | 0 | 1 | 1   | 0   | MONTREAL     | 4  | 0 | 2 | 2   | 0   |
| ARIZONA     | 2  | 1 | 0 | 1   | 7   | NASHVILLE    | 3  | 0 | 3 | 3   | 0   |
| BOSTON      | 4  | 0 | 1 | 1   | 0   | NEW JERSEY   | 4  | 0 | 0 | 0   | 7   |
| BUFFALO     | 3  | 0 | 1 | 1   | 0   | NY ISLANDERS | 7  | 1 | 3 | 4   | 4   |
| CALGARY     | 2  | 0 | 0 | 0   | 2   | NY RANGERS   | 9  | 1 | 1 | 2   | 6   |
| CAROLINA    | 6  | 2 | 1 | 3   | 4   | OTTAWA       | 3  | 0 | 0 | 0   | 2   |
| CHICAGO     | 2  | 0 | 0 | 0   | 0   | PHILADELPHIA | 0  | 0 | 0 | 0   | 0   |
| COLORADO    | 2  | 0 | 0 | 0   | 0   | PITTSBURGH   | 3  | 0 | 0 | 0   | 0   |
| COLUMBUS    | 7  | 1 | 0 | 1   | 4   | SAN JOSE     | 3  | 0 | 1 | 1   | 0   |
| DALLAS      | 2  | 0 | 0 | 0   | 0   | ST. LOUIS    | 2  | 0 | 0 | 0   | 0   |
| DETROIT     | 3  | 0 | 0 | 0   | 2   | TAMPA BAY    | 5  | 0 | 2 | 2   | 0   |
| EDMONTON    | 2  | 1 | 0 | 1   | 0   | TORONTO      | 4  | 1 | 2 | 3   | 2   |
| FLORIDA     | 5  | 0 | 0 | 0   | 4   | VANCOUVER    | 2  | 0 | 0 | 0   | 0   |
| LOS ANGELES | 3  | 0 | 0 | 0   | 0   | WASHINGTON   | 6  | 1 | 0 | 1   | 5   |
| MINNESOTA   | 4  | 0 | 0 | 0   | 2   | WINNIPEG     | 2  | 0 | 0 | 0   | 0   |

#### – NHL TOTALS –

| GP         | G        | A         | PTS       | PIM       |
|------------|----------|-----------|-----------|-----------|
| <b>107</b> | <b>9</b> | <b>18</b> | <b>27</b> | <b>51</b> |





# 47

# Andrew MacDonald

– DEFENSE –

**BIRTHDATE:** September 7, 1986 **BIRTHPLACE:** Judique, Nova Scotia  
**HEIGHT:** 6'1" | **WEIGHT:** 189 | **SHOOTS:** Left | **SEASON:** 9th NHL, 3rd FLYERS  
**ACQUIRED:** Trade from New York Islanders – February 4, 2014

## 2015-16

Split the season between the Flyers and Phantoms... appeared in 28 regular season Flyers games and all six playoff games, scoring one of the Flyers' six goals in the series... plus-10 rating led the team... in 43 games with Lehigh Valley, scored five goals and 31 assists for 36 points with a plus-7 rating.

## CAREER

**2014-15:** Appeared in 58 games... scored his first goal as a Flyer Oct. 18 at DAL... recorded his 100th NHL point Dec. 23 at MIN. **2013-14:** Appeared in 19 games for the Flyers following his acquisition from NYI on February 4, recording four assists... Appeared in his 300th NHL game on March 16 at PIT... With NYI: Recorded a five-game assist streak (0G, 6A) from Dec. 29 - Jan. 6... Had consecutive two-assist games on Dec. 31 at BOS and Jan. 2 vs. CHI... Played a career-high 31:26 on Oct. 22 vs. VAN... Led NHL in blocked shots (242). **2012 - 13: Playoffs:** Made his Stanley Cup Playoff debut, appearing in the first four games of the Islanders' Eastern Conference Quarterfinals against PIT... Suffered a hand injury in Game 4 and missed the remainder of the series. **Regular Season:** Scored 12 points (3G, 9A) in 48 during his fourth season with the Islanders... Led the team in average time on ice (23:31)... Tied for third in the NHL in blocked shots (123), two shy of the league lead... Appeared in his 200th NHL game on Feb. 19 at OTT... Had a two-point game (1G, 1A), including his first goal of the season on Feb. 28 vs. TOR... Recorded his 50th career assist on April 16 vs. FLA... During the NHL lockout, appeared in 21 games with HC Energie Karlovy Vary of the Czech League, scoring five points (1 G, 4 A). **2011-12:** Appeared in a career-high 75 games during his third full season with the Islanders, scoring 19 points (5G, 14A)... Established a career-best in goals... Ranked 10th on the team and third amongst defensemen in points... Led all Islanders and tied for fifth in the league with 185 blocked shots... Led the club in shifts per game (26.7) and co-led all Islanders in average time on ice per game (23:22)... Led the Islanders in ice time 27 times (15-8-4)... Scored the Islanders' first goal of the season on Oct. 10 vs. MIN... Missed seven games due to a right leg injury suffered on Nov. 29 at BUF... Recorded a team season-high 29:19 of ice-time on Feb. 7 at PHI. **2010-11:** Led Islanders defensemen in points with 27 (4G, 23A) and in plus-minus rating (+9) during his second NHL campaign and fourth professional season... Posted career highs in assists (23), points and plus-minus... Led the team and tied for 14th in the NHL in blocked shots with 160... Had five multi-point games... Suffered a hand injury in his seventh game of the season on Oct. 21 at TBL and missed 15 games... Recorded the first multi-point game of his career on Dec. 22 vs. TBL (2A)... Had a four-game assist streak from Dec. 18-26 (5A)... Recorded consecutive two-assist games on Dec. 31 at DET and Jan. 3 at CGY... Had a three-game assist streak from Jan. 11-15 (3A)... Recorded his first-career fighting major on Feb. 11 vs. PIT (Vitale)... Suffered a broken nose on Feb. 15 at OTT... Had a four-game assist streak from Feb. 21-26 (4A)... Scored two goals in his 100th NHL/Islanders game on Mar. 5 vs. STL... Was shut down for the season with a hip injury on Mar. 25, with seven games remaining. **2009-10:** Began his third professional season with the Bridgeport Sound Tigers (AHL), playing in 21 games and scoring eight points (2G, 6A) before being called up by the Islanders for the remainder of the season... In 46 games with the Islanders, scored seven points (1 G, 6A)... Scored his first NHL point/goal on Dec. 17 vs. NYR... Returned to Bridgeport for the Calder Cup Playoffs... Led Bridgeport in postseason scoring with three goals and one assist in the five-game Eastern Conference Quarterfinals against Hershey. **2008-09:** Posted AHL career-highs in games played (69), goals (9), assists (24), points (33) and penalty minutes (46) with Bridgeport in his second professional season... Made his NHL debut with the Islanders on Feb. 28 vs. BUF... Registered a plus-2 rating in three NHL games... Played in the AHL All-Star Classic... Added two points (1G, 1A) and a plus-2 rating in five Calder Cup Playoff games with Bridgeport. **2007-08:** Started the season with Bridgeport and scored five points (2G, 3A) in 21 games before being reassigned to the Utah Grizzlies (ECHL)... Recorded 12 points (1G, 11A) in 37 games with Utah... Helped Utah reach the National Conference Finals, scoring 12 points (3G, 9A) in 15 postseason games. **Amateur Career: 2006-07:** Scored a career-high 58 points (14G, 44A) and added 81 penalty minutes in 65 games with the Moncton Wildcats (Quebec Major Junior Hockey League)... Made his professional debut with Bridgeport at the end of the season, playing in three games. **2005-06:** Played for the President Cup Champion Moncton Wildcats... Netted 46 points (6G, 40A) in 68 regular season games during his rookie QMJHL campaign... Added 13 points (2G, 11A) and a plus-9 rating in 21 playoff games.

## STATISTICAL CAREER HIGHS

|                               | FLYERS          | CAREER                    |
|-------------------------------|-----------------|---------------------------|
| MOST GOALS (GAME)             | 1 (THREE TIMES) | 1 (15 TIMES)              |
| MOST ASSISTS (GAME)           | 1 (14 TIMES)    | 2 (FIVE TIMES)            |
| MOST POINTS (GAME)            | 2 (TWO TIMES)   | 2 (8 TIMES)               |
| MOST GOALS (SEASON)           | 2 (2014-15)     | 5 (2011-12)               |
| MOST ASSISTS (SEASON)         | 10 (2014-15)    | 24 (2013-14)              |
| MOST POINTS (SEASON)          | 12 (2014-15)    | 28 (2013-14)              |
| LONGEST GOAL-SCORING STREAK   | N/A             | 2 GAMES (3/2/11-3/5/11)   |
| LONGEST ASSIST-SCORING STREAK | 3 GAMES         | 5 GAMES (12/29/13-1/6/14) |
| LONGEST POINT-SCORING STREAK  | 3 GAMES         | 5 GAMES (12/29/13-1/6/14) |



# 47 | Andrew MacDonald

## CAREER RECORD

| YEAR                 | TEAM                          | LEAGUE | REGULAR SEASON |           |           |            |            | PLAYOFFS  |          |          |          |           |
|----------------------|-------------------------------|--------|----------------|-----------|-----------|------------|------------|-----------|----------|----------|----------|-----------|
|                      |                               |        | GP             | G         | A         | PTS        | PIM        | GP        | G        | A        | PTS      | PIM       |
| 2003-04              | Truro                         | MJrHL  | 50             | 8         | 20        | 28         | 43         | 10        | 0        | 0        | 0        | --        |
| 2004-05              | Truro                         | MJrHL  | 56             | 11        | 22        | 33         | 60         | 17        | 6        | 7        | 13       | --        |
| 2005-06              | Moncton                       | QMJHL  | 68             | 6         | 40        | 46         | 62         | 21        | 2        | 11       | 13       | 10        |
|                      | Moncton - M-Cup(a)            | QMJHL  | --             | --        | --        | --         | --         | 5         | 0        | 1        | 1        | 2         |
| 2006-07              | Moncton                       | QMJHL  | 65             | 14        | 44        | 58         | 81         | 7         | 1        | 5        | 6        | 4         |
|                      | Bridgeport                    | AHL    | 3              | 0         | 0         | 0          | 0          | --        | --       | --       | --       | --        |
| 2007-08              | Bridgeport                    | AHL    | 21             | 2         | 3         | 5          | 10         | --        | --       | --       | --       | --        |
|                      | Utah                          | ECHL   | 37             | 1         | 11        | 12         | 39         | 15        | 3        | 9        | 12       | 12        |
| 2008-09              | NY Islanders                  | NHL    | 3              | 0         | 0         | 0          | 2          | --        | --       | --       | --       | --        |
|                      | Bridgeport                    | AHL    | 69             | 9         | 24        | 33         | 46         | 5         | 1        | 1        | 2        | 4         |
| 2009-10              | NY Islanders                  | NHL    | 46             | 1         | 6         | 7          | 20         | --        | --       | --       | --       | --        |
|                      | Bridgeport                    | AHL    | 21             | 2         | 6         | 8          | 29         | 5         | 3        | 1        | 4        | 10        |
| 2010-11              | NY Islanders                  | NHL    | 60             | 4         | 23        | 27         | 37         | --        | --       | --       | --       | --        |
| 2011-12              | NY Islanders                  | NHL    | 75             | 5         | 14        | 19         | 26         | --        | --       | --       | --       | --        |
| 2012-13              | NY Islanders                  | NHL    | 48             | 3         | 9         | 12         | 20         | --        | --       | --       | --       | --        |
|                      | HC Energie Karlovy Vary-CzRep |        | 21             | 1         | 4         | 5          | 10         | --        | --       | --       | --       | --        |
|                      | HC Banik Sokolov-CzRep-3      |        | 1              | 0         | 0         | 0          | 0          | --        | --       | --       | --       | --        |
| 2013-14              | NY Islanders (b)              | NHL    | 63             | 4         | 20        | 24         | 34         | 4         | 0        | 0        | 0        | 4         |
|                      | FLYERS                        | NHL    | 19             | 0         | 4         | 4          | 16         | 7         | 1        | 1        | 2        | 8         |
| 2014-15              | FLYERS                        | NHL    | 58             | 2         | 10        | 12         | 41         | --        | --       | --       | --       | --        |
| 2015-16              | FLYERS                        | NHL    | 28             | 1         | 7         | 8          | 6          | 6         | 1        | 0        | 1        | 0         |
|                      | PHANTOMS                      | AHL    | 43             | 5         | 31        | 36         | 30         | --        | --       | --       | --       | --        |
| <b>NHL TOTALS</b>    |                               |        | <b>400</b>     | <b>20</b> | <b>93</b> | <b>113</b> | <b>202</b> | <b>11</b> | <b>1</b> | <b>1</b> | <b>2</b> | <b>12</b> |
| <b>FLYERS TOTALS</b> |                               |        | <b>105</b>     | <b>3</b>  | <b>21</b> | <b>24</b>  | <b>63</b>  | <b>7</b>  | <b>1</b> | <b>1</b> | <b>2</b> | <b>8</b>  |

(a) Drafted by the New York Islanders in the 6th round (160th overall) in 2006.

(b) Traded to Philadelphia by NY Islanders for a 2014 third-round pick, a 2015 second-round pick and Matt Mangene, Feb 4, 2014.

## MISCELLANEOUS STATS

| YEAR                 | TEAM         | LEAGUE | REGULAR SEASON |          |          |            |            |           |           |           |              |          | PLAYOFFS |          |  |
|----------------------|--------------|--------|----------------|----------|----------|------------|------------|-----------|-----------|-----------|--------------|----------|----------|----------|--|
|                      |              |        | PP             | SH       | GW       | S          | S%         | +/-       | TF        | F%        | MIN          | PP       | SH       | GW       |  |
| 2008-09              | NY Islanders | NHL    | 0              | 0        | 0        | 1          | 0          | 2         | --        | --        | 10:10        | --       | --       | --       |  |
| 2009-10              | NY Islanders | NHL    | 0              | 0        | 0        | 43         | 2.3        | 4         | --        | --        | 20:05        | --       | --       | --       |  |
| 2010-11              | NY Islanders | NHL    | 1              | 0        | 1        | 72         | 5.6        | 9         | --        | --        | 23:24        | --       | --       | --       |  |
| 2011-12              | NY Islanders | NHL    | 1              | 0        | 0        | 71         | 7          | -5        | --        | --        | 23:22        | --       | --       | --       |  |
| 2012-13              | NY Islanders | NHL    | 1              | 0        | 1        | 45         | 6.7        | -2        | --        | --        | 23:31        | 0        | 0        | 0        |  |
|                      | NY Islanders | NHL    | 2              | 0        | 2        | 72         | 5.6        | 24        | --        | --        | 25:25        | --       | --       | --       |  |
|                      | FLYERS       | NHL    | 0              | 0        | 0        | 20         | 0          | -3        | --        | --        | 22:36        | 0        | 0        | 0        |  |
| 2014-15              | FLYERS       | NHL    | 1              | 0        | 0        | 62         | 3.2        | -5        | --        | --        | 20:00        | --       | --       | --       |  |
| 2015-16              | FLYERS       | NHL    | 0              | 0        | 0        | 20         | 3.3        | 10        | --        | --        | 20:07        | --       | --       | --       |  |
| <b>NHL TOTALS</b>    |              |        | <b>6</b>       | <b>0</b> | <b>4</b> | <b>406</b> | <b>4.9</b> | <b>34</b> | <b>--</b> | <b>--</b> | <b>22:28</b> | <b>0</b> | <b>0</b> | <b>0</b> |  |
| <b>FLYERS TOTALS</b> |              |        | <b>1</b>       | <b>0</b> | <b>0</b> | <b>102</b> | <b>2.2</b> | <b>2</b>  | <b>--</b> | <b>--</b> | <b>20:24</b> | <b>0</b> | <b>0</b> | <b>0</b> |  |







## 47 | Andrew MacDonald

### CAREER STATS VS. NHL

| TEAM        | GP | G | A | PTS | PIM | TEAM         | GP | G | A | PTS | PIM |
|-------------|----|---|---|-----|-----|--------------|----|---|---|-----|-----|
| ANAHEIM     | 6  | 0 | 2 | 2   | 8   | MONTREAL     | 15 | 0 | 1 | 1   | 4   |
| ARIZONA     | 9  | 0 | 4 | 4   | 0   | NASHVILLE    | 7  | 0 | 0 | 0   | 6   |
| BOSTON      | 20 | 1 | 5 | 6   | 4   | NEW JERSEY   | 28 | 2 | 5 | 7   | 10  |
| BUFFALO     | 16 | 0 | 5 | 5   | 0   | NY ISLANDERS | 6  | 0 | 2 | 2   | 4   |
| CALGARY     | 6  | 1 | 3 | 4   | 0   | NY RANGERS   | 28 | 2 | 5 | 7   | 18  |
| CAROLINA    | 18 | 1 | 5 | 6   | 10  | OTTAWA       | 17 | 0 | 2 | 2   | 20  |
| CHICAGO     | 8  | 0 | 4 | 4   | 2   | PHILADELPHIA | 20 | 0 | 4 | 4   | 4   |
| COLORADO    | 9  | 0 | 3 | 3   | 8   | PITTSBURGH   | 31 | 0 | 4 | 4   | 25  |
| COLUMBUS    | 9  | 0 | 2 | 2   | 2   | SAN JOSE     | 3  | 0 | 1 | 1   | 0   |
| DALLAS      | 7  | 1 | 3 | 4   | 2   | ST. LOUIS    | 9  | 3 | 1 | 4   | 14  |
| DETROIT     | 10 | 0 | 4 | 4   | 4   | TAMPA BAY    | 20 | 1 | 5 | 6   | 17  |
| EDMONTON    | 5  | 0 | 0 | 0   | 0   | TORONTO      | 23 | 2 | 5 | 7   | 14  |
| FLORIDA     | 15 | 1 | 4 | 5   | 4   | VANCOUVER    | 5  | 0 | 2 | 2   | 2   |
| LOS ANGELES | 6  | 0 | 2 | 2   | 4   | WASHINGTON   | 20 | 1 | 6 | 7   | 8   |
| MINNESOTA   | 8  | 3 | 2 | 5   | 6   | WINNIPEG     | 16 | 1 | 2 | 3   | 2   |

#### – NHL TOTALS –

| GP         | G         | A         | PTS        | PIM        |
|------------|-----------|-----------|------------|------------|
| <b>400</b> | <b>20</b> | <b>93</b> | <b>113</b> | <b>202</b> |





# 23 | Brandon Manning

— DEFENSE —

**BIRTHDATE:** June 4, 1990 | **BIRTHPLACE:** Prince George, British Columbia  
**HEIGHT:** 6'1" | **WEIGHT:** 205 | **SHOOTS:** Left | **SEASON:** 4th NHL, 4th FLYERS  
**ACQUIRED:** Free Agent – signed Nov 23, 2010

## 2015-16

Had two assists on Mar. 5 in the team's 6-0 win vs. Columbus... Scored his first career NHL goal, a game-winner, on Mar. 21 in a 4-1 win at NYI.

## CAREER

**2014-15:** Appeared in 11 games...posting 3 assists and 10 shots. Recorded an assist in his Flyers season debut Oct. 30 at Tampa Bay.... Has recorded a goal and four assists for five points in six games, along with 15 PIM, for the Flyers' AHL affiliate, the Lehigh Valley Phantoms. **2013-14:** Served as an alternate captain with Adirondack... played a career-high 73 games and recorded career highs in goals (8), assists (23) and points (31)... recorded three-point game (2G, 1A) Dec. 20 at Norfolk... scored OT game-winning goal in first game of season on Oct. 5 at Hershey. **2012-2013:** Appeared in 6 games with the Flyers... Recorded 1st NHL point on Apr. 16 with an assist vs. NYR... Played in 65 games with Adirondack and recorded 21 points (6G, 15A)... scored overtime game-winner on Oct. 28 at Syracuse. **2011-12:** Scored 6 goals with 13 assists in 46 games for the Phantoms... Returned to Adirondack on March 13 after appearing in four games... recalled by the Flyers on March 8 and made his NHL debut that night vs TBL... scored first professional goal Jan. 13 vs. Hamilton... made his AHL debut on Dec. 3 at Norfolk after missing first two months due to injury. **2010-11:** Was team captain for Chilliwack (WHL)... Led all WHL defensemen in scoring with 21 goals and 32 assists... Skated in all 5 playoff games... Signed a 3-year entry-level contract with PHL in Nov... **2009-10:** Was team captain for Chilliwack... Was Chilliwack's 3rd leading scorer with 13 goals and 41 assists... Was 3rd on the team with 138 PMs and a +20 plus/minus... Had 6 assists in 6 playoff games... **2008-09:** Made debut with Chilliwack and played 72 games... Scored 11 goals with 18 assists.



# 23 | Brandon Manning

## STATISTICAL CAREER HIGHS

|                               | FLYERS      | CAREER      |
|-------------------------------|-------------|-------------|
| MOST GOALS (GAME)             | 1 (3-21-16) | 1 (3-21-16) |
| MOST ASSISTS (GAME)           | 2 (3-5-16)  | 2 (3-5-16)  |
| MOST POINTS (GAME)            | 2 (3-5-16)  | 2 (3-5-16)  |
| MOST GOALS (SEASON)           | 1 (2015-16) | 1 (2015-16) |
| MOST ASSISTS (SEASON)         | 2 (2015-16) | 2 (2015-16) |
| MOST POINTS (SEASON)          | 2 (2015-16) | 2 (2015-16) |
| LONGEST GOAL-SCORING STREAK   | N/A         | N/A         |
| LONGEST ASSIST-SCORING STREAK | N/A         | N/A         |
| LONGEST POINT-SCORING STREAK  | N/A         | N/A         |

## CAREER RECORD

| YEAR                     | TEAM       | LEAGUE | REGULAR SEASON |           |           |            |            | PLAYOFFS  |          |          |          |           |
|--------------------------|------------|--------|----------------|-----------|-----------|------------|------------|-----------|----------|----------|----------|-----------|
|                          |            |        | GP             | G         | A         | PTS        | PIM        | GP        | G        | A        | PTS      | PIM       |
| 2007-08                  | Chilliwack | WHL    | 6              | 0         | 0         | 0          | 8          | 4         | 0        | 0        | 0        | 4         |
| 2008-09                  | Chilliwack | WHL    | 72             | 11        | 18        | 29         | 140        | --        | --       | --       | --       | --        |
| 2009-10                  | Chilliwack | WHL    | 69             | 13        | 41        | 54         | 138        | 6         | 0        | 6        | 6        | 10        |
| 2010-11                  | Chilliwack | WHL    | 53             | 21        | 32        | 53         | 129        | 5         | 1        | 0        | 1        | 8         |
| 2011-12                  | PHANTOMS   | AHL    | 46             | 6         | 13        | 19         | 81         | --        | --       | --       | --       | --        |
|                          | FLYERS     | NHL    | 4              | 0         | 0         | 0          | 0          | --        | --       | --       | --       | --        |
| 2012-13                  | PHANTOMS   | AHL    | 65             | 6         | 15        | 21         | 135        | --        | --       | --       | --       | --        |
|                          | FLYERS     | NHL    | 6              | 0         | 2         | 2          | 0          | --        | --       | --       | --       | --        |
| 2013-14                  | PHANTOMS   | AHL    | 73             | 8         | 23        | 31         | 231        | --        | --       | --       | --       | --        |
| 2014-15                  | FLYERS     | NHL    | 11             | 0         | 3         | 3          | 7          | --        | --       | --       | --       | --        |
| 2015-16                  | FLYERS     | NHL    | 56             | 1         | 6         | 7          | 66         | 6         | 0        | 1        | 1        | 4         |
| <b>JUNIOR TOTALS</b>     |            |        | <b>200</b>     | <b>45</b> | <b>91</b> | <b>136</b> | <b>415</b> | <b>15</b> | <b>1</b> | <b>6</b> | <b>7</b> | <b>22</b> |
| <b>AHL TOTALS</b>        |            |        | <b>184</b>     | <b>20</b> | <b>51</b> | <b>71</b>  | <b>447</b> | <b>0</b>  | <b>0</b> | <b>0</b> | <b>0</b> | <b>0</b>  |
| <b>FLYERS/NHL TOTALS</b> |            |        | <b>77</b>      | <b>1</b>  | <b>11</b> | <b>12</b>  | <b>73</b>  | <b>6</b>  | <b>0</b> | <b>1</b> | <b>1</b> | <b>4</b>  |

(a) Signed as a free agent by Philadelphia, November 23, 2010.

## MISCELLANEOUS STATS

| YEAR                     | TEAM   | LEAGUE | REGULAR SEASON |          |          |           |            |          |          |          | PLAYOFFS     |           |           |           |
|--------------------------|--------|--------|----------------|----------|----------|-----------|------------|----------|----------|----------|--------------|-----------|-----------|-----------|
|                          |        |        | PP             | SH       | GW       | S         | S%         | +/-      | TF       | F%       | MIN          | PP        | SH        | GW        |
| 2011-12                  | FLYERS | NHL    | 0              | 0        | 0        | 6         | 0          | 1        | 0        | 0        | 13:44        | --        | --        | --        |
| 2012-13                  | FLYERS | NHL    | 0              | 0        | 0        | 5         | 0          | 2        | 0        | 0        | 14:48        | --        | --        | --        |
| 2014-15                  | FLYERS | NHL    | 0              | 0        | 0        | 10        | 0          | 3        | 0        | 0        | 17:10        | --        | --        | --        |
| 2015-16                  | FLYERS | NHL    | 0              | 0        | 1        | 67        | 1.5        | 2        | 0        | 0        | 16:31        | --        | --        | --        |
| <b>FLYERS/NHL TOTALS</b> |        |        | <b>0</b>       | <b>0</b> | <b>1</b> | <b>88</b> | <b>1.1</b> | <b>8</b> | <b>0</b> | <b>0</b> | <b>16:20</b> | <b>--</b> | <b>--</b> | <b>--</b> |





## 23 | Brandon Manning

### CAREER STATS VS. NHL

| TEAM        | GP | G | A | PTS | PIM | TEAM         | GP | G | A | PTS | PIM |
|-------------|----|---|---|-----|-----|--------------|----|---|---|-----|-----|
| ANAHEIM     | 2  | 0 | 0 | 0   | 12  | MONTREAL     | 0  | 0 | 0 | 0   | 0   |
| ARIZONA     | 2  | 0 | 0 | 0   | 4   | NASHVILLE    | 0  | 0 | 0 | 0   | 0   |
| BOSTON      | 3  | 0 | 0 | 0   | 2   | NEW JERSEY   | 6  | 0 | 0 | 0   | 2   |
| BUFFALO     | 1  | 0 | 0 | 0   | 2   | NY ISLANDERS | 7  | 1 | 3 | 4   | 7   |
| CALGARY     | 1  | 0 | 0 | 0   | 0   | NY RANGERS   | 2  | 0 | 1 | 1   | 0   |
| CAROLINA    | 7  | 0 | 1 | 1   | 7   | OTTAWA       | 5  | 0 | 1 | 1   | 7   |
| CHICAGO     | 2  | 0 | 0 | 0   | 0   | PHILADELPHIA | 0  | 0 | 0 | 0   | 0   |
| COLORADO    | 2  | 0 | 0 | 0   | 0   | PITTSBURGH   | 7  | 0 | 1 | 1   | 0   |
| COLUMBUS    | 3  | 0 | 2 | 2   | 14  | SAN JOSE     | 2  | 0 | 0 | 0   | 0   |
| DALLAS      | 2  | 0 | 0 | 0   | 0   | ST. LOUIS    | 1  | 0 | 0 | 0   | 0   |
| DETROIT     | 2  | 0 | 0 | 0   | 0   | TAMPA BAY    | 4  | 0 | 2 | 2   | 0   |
| EDMONTON    | 1  | 0 | 0 | 0   | 4   | TORONTO      | 2  | 0 | 0 | 0   | 0   |
| FLORIDA     | 5  | 0 | 0 | 0   | 4   | VANCOUVER    | 2  | 0 | 0 | 0   | 2   |
| LOS ANGELES | 1  | 0 | 0 | 0   | 0   | WASHINGTON   | 2  | 0 | 0 | 0   | 2   |
| MINNESOTA   | 1  | 0 | 0 | 0   | 0   | WINNIPEG     | 2  | 0 | 0 | 0   | 4   |

#### – NHL TOTALS –

| GP        | G        | A         | PTS       | PIM       |
|-----------|----------|-----------|-----------|-----------|
| <b>77</b> | <b>1</b> | <b>11</b> | <b>12</b> | <b>73</b> |





# 35 | Steve Mason

– GOALIE –

**BIRTHDATE:** May 29, 1988 | **BIRTHPLACE:** Oakville, Ontario  
**HEIGHT:** 6'4" | **WEIGHT:** 217 | **CATCHES:** Right | **SEASON:** 9th NHL, 5th Flyers  
**ACQUIRED:** Trade from Columbus, April 3, 2013

## 2015-16

Made a career-high 52 saves in a 3-2 SOL vs. CBJ on March 22... went 4-0-1 with a 2.24 GAA and .904 sv% in six games from Feb. 20 – March 15... stopped 41 of 42 shots in a 5-1 win vs. BUF on Feb. 11... appeared in his 150th game with the Flyers on Feb. 6 vs. NYR... recorded four shutouts on the season, giving him 11 as a Flyer... stopped 38 of 40 shots in a 3-2 SOL vs. LAK on Nov. 17.

## CAREER

**2014-15:** Appeared in 51 games... recorded a .928 save percentage, which ranked third in the NHL and was the second-best single-season save percentage in franchise history for a goalie that played the majority of the team's games in that season... recorded a 2.25 GAA, which ranked seventh in the NHL and was the lowest for a regular Flyers goaltender since 2003-04... recorded 150th NHL win on April 5 vs. PIT... on two occasions, recorded shutouts in games the Flyers lost in the shootout, March 12 at STL and Nov. 24 at NYI... were the second and third times in his career he was credited with a shutout when losing in a shootout (4-9-10, DET at CBJ)... the 46 saves on Nov. 24 were the second-most he'd ever made in an NHL game, one shy of his career high of 47, done twice with CBJ (11-19-10 at ANA, 12-17-08 vs. SJS), and marked the most he's ever had in a shutout and the most he's had as a Flyer... recorded 50th win as a Flyer on March 5 vs. STL... played 100th game as a Flyer Jan. 31 vs. TOR. **2013-14:** Won the Gene Hart Memorial Award for the Flyer who played the most "heart" as voted by the Philadelphia Flyers Fan Club... Recorded his 21st career shutout and his second as a Flyer on Jan. 28 vs. Detroit... Went six consecutive starts without a regulation loss from Dec. 9-23, posting a record of 4-0-2 in that span... Recorded his 20th career shutout and his first shutout win as a Flyer on Nov. 30 at Nashville. **2012-13:** Recorded a 4-2 record, 1.90 GAA and .944 SV% in seven games with the Flyers after being acquired at the trade deadline... finished his season with wins in four consecutive starts... made 38 or more saves in three of those four wins (38 vs. NYR, April 16; 39 vs. BOS, April 23; 43 at OTT, April 27)... picked up his first win as a Flyer in his first home start on April 16 vs. NYR... played his first game as a Flyer on April 6 at Winnipeg, stopping all nine shots he faced in a third period relief appearance... was 3-6 with a 2.95 GAA and a .899 SV% in 13 appearances for Columbus. **2011-12:** Played his fourth season in Columbus... Had two assists (March 17 at VAN and April 5 at COL) to tie the club record for goaltender assists in a season... finished the season with a record of 11-7-1 with a .911 SV% in his final 19 games... Played the 200th game of his NHL career Jan. 31 at SJS... Stopped all 33 shots he faced March 1 at COL for his 19th career shutout. **2010-11:** Faced a career-high 50 shots and matched his career high with 47 saves Nov. 19 at ANA... Ranked seventh (tied) in the NHL in shutouts and had two assists to tie the club record for goaltender assists in a season in 2009-10... Had 32 saves and registered the first point of his NHL career with an assist Oct. 24 at ANA. **2009-10:** Played the 100th game of his NHL career Jan. 26 vs. NSH. **2008-09 Playoffs:** Made his Stanley Cup Playoff debut in Game 1 of the Western Conference Quarterfinals (WCQF) at Detroit on April 16, 2009... Registered the first point of his Stanley Cup Playoff career with an assist in Game 4 of the WCQF April 23 vs. Detroit. **Regular Season:** Won the Calder Trophy as the NHL rookie of the year and finished as the runner-up for the Vezina Trophy as top goaltender in the NHL... was named Second Team NHL All-Star and to the All-Rookie Team after leading the NHL and setting a club record for shutouts... set a franchise record for wins and ranked second in the NHL in GAA, ninth (tied) in wins and 11th (tied) in SV%... Named NHL Rookie of the Month for November and December 2008... Named to the NHL YoungStars Game presented by Upper Deck (did not play)... Became first goaltender in franchise history to post three-straight shutouts (Dec. 27-31) and set the individual and team franchise records for longest shutout streak, going 199:19 without allowing a goal (2:08 remaining in game Dec. 23 vs. LAK through 17:20 of the first period Jan. 2 at COL)... Stopped 47-of-48 shots Dec. 17 vs. SJS that left him one save shy of the franchise record of 48 (set twice previously)... Opened the 2008-09 season playing in three games with Syracuse (AHL) and stopped 31-of-32 shots to earn his first professional win in his first professional game Oct. 29 at Grand Rapids. **Amateur Career:** Combined to play three seasons (2005-08) with London and Kitchener (OHL)... Ranked third in the OHL in wins, fourth in SV% and was fifth in GAA and shutouts (tied) in 2007-08... Appeared in five playoff games before suffering a knee injury that forced him to miss the remainder of the playoffs in 2007-08... Represented Canada at the 2008 World Junior Championships and was named the Most Valuable Player and Top Goaltender of the tournament after leading Canada to its fourth-straight gold medal... Was recalled to Columbus three times during the 2007-08 season, but did not see any game action... Led the Knights to their fourth-consecutive Hamilton Spectator Trophy, along with the team's fourth-consecutive Midwest Division championship in 2006-07... Was named OHL Goaltender of the Year and his 45 regular season wins set an OHL record for goaltenders in 2006-07.



## CAREER RECORD

| YEAR                 | TEAM         | LEAGUE | REGULAR SEASON |              |             |           |             |            |            |           |           | PLAYOFFS   |           |          |             |          |          |
|----------------------|--------------|--------|----------------|--------------|-------------|-----------|-------------|------------|------------|-----------|-----------|------------|-----------|----------|-------------|----------|----------|
|                      |              |        | GP             | Min          | GA          | SO        | GAA         | W          | L          | OT        | GP        | Min        | GA        | SO       | GAA         | W        | L        |
| 2005-06              | London       | OHL    | 12             | 497          | 22          | 0         | 2.66        | 5          | 3          | 0         | 4         | 150        | 7         | 0        | 2.80        | 0        | 1        |
| 2006-07              | London       | OHL    | 62             | 3,733        | 199         | 2         | 3.20        | 45         | 13         | 4         | 16        | 931        | 54        | 0        | 3.48        | 9        | 7        |
| 2007-08              | London       | OHL    | 26             | 1,569        | 73          | 2         | 2.79        | 19         | 4          | 3         | --        | --         | --        | --       | --          | --       |          |
|                      | Kitchener    | OHL    | 16             | 961          | 33          | 1         | 2.06        | 13         | 3          | 0         | 5         | 313        | 10        | 1        | 1.92        | 5        | 0        |
| 2008-09              | Columbus     | NHL    | 61             | 3,664        | 140         | 10        | 2.29        | 33         | 20         | 7         | 4         | 239        | 17        | 0        | 4.27        | 0        | 4        |
|                      | Syracuse     | AHL    | 3              | 184          | 5           | 0         | 1.63        | 2          | 1          | 0         | --        | --         | --        | --       | --          | --       |          |
| 2009-10              | Columbus     | NHL    | 58             | 3,201        | 163         | 5         | 3.06        | 20         | 26         | 9         | --        | --         | --        | --       | --          | --       |          |
| 2010-11              | Columbus     | NHL    | 54             | 3,027        | 153         | 3         | 3.03        | 24         | 21         | 7         | --        | --         | --        | --       | --          | --       |          |
| 2011-12              | Columbus     | NHL    | 46             | 2,534        | 143         | 1         | 3.39        | 16         | 26         | 3         | --        | --         | --        | --       | --          | --       |          |
| 2012-13              | Columbus (a) | NHL    | 13             | 712          | 35          | 0         | 2.95        | 3          | 6          | 1         | --        | --         | --        | --       | --          | --       |          |
|                      | FLYERS       | NHL    | 7              | 378          | 12          | 0         | 1.90        | 4          | 2          | 0         | --        | --         | --        | --       | --          | --       |          |
| 2013-14              | FLYERS       | NHL    | 61             | 3,486        | 145         | 4         | 2.50        | 33         | 18         | 7         | 5         | 243        | 8         | 0        | 1.97        | 2        | 2        |
| 2014-15              | FLYERS       | NHL    | 51             | 2,885        | 108         | 3         | 2.25        | 18         | 18         | 11        | --        | --         | --        | --       | --          | --       |          |
| 2015-16              | FLYERS       | NHL    | 54             | 3,150        | 132         | 4         | 2.51        | 23         | 19         | 4         | 3         | 176        | 12        | 0        | 4.09        | 0        | 3        |
| <b>NHL TOTALS</b>    |              |        | <b>405</b>     | <b>23037</b> | <b>1031</b> | <b>30</b> | <b>2.69</b> | <b>174</b> | <b>156</b> | <b>55</b> | <b>12</b> | <b>659</b> | <b>37</b> | <b>0</b> | <b>3.37</b> | <b>2</b> | <b>9</b> |
| <b>FLYERS TOTALS</b> |              |        | <b>173</b>     | <b>9899</b>  | <b>397</b>  | <b>11</b> | <b>2.41</b> | <b>78</b>  | <b>57</b>  | <b>28</b> | <b>8</b>  | <b>419</b> | <b>20</b> | <b>0</b> | <b>2.86</b> | <b>2</b> | <b>5</b> |

(a) Drafted by Columbus in the third round (69th overall) of the 2006 NHL Entry Draft

(b) Traded to Philadelphia from Columbus in exchange for goaltender Michael Leighton and a third-round draft pick in 2015, April 3, 2013.

## STATISTICAL CAREER HIGHS

|                   | FLYERS       | CAREER         |
|-------------------|--------------|----------------|
| WINS (SEASON)     | 33 (2013-14) | 33 (TWO TIMES) |
| SHUTOUTS (SEASON) | 4 (2013-14)  | 10 (2008-09)   |





## 35 | Steve Mason

### CAREER STATS VS. NHL

| TEAM        | GP | W-L-T-OT | SO | GA | GAA  | SV%  | TEAM         | GP | W-L-T-OT | SO | GA | GAA  | SV%  |
|-------------|----|----------|----|----|------|------|--------------|----|----------|----|----|------|------|
| ANAHEIM     | 17 | 17-5-9   | 1  | 54 | 3.36 | .889 | MONTREAL     | 4  | 4-4-0    | 0  | 7  | 1.72 | .936 |
| ARIZONA     | 14 | 14-5-9   | 0  | 40 | 2.89 | .900 | NASHVILLE    | 20 | 20-7-7   | 2  | 49 | 2.42 | .916 |
| BOSTON      | 11 | 11-5-2   | 1  | 22 | 2.30 | .930 | NEW JERSEY   | 8  | 8-0-7    | 0  | 28 | 3.70 | .861 |
| BUFFALO     | 8  | 8-4-3    | 1  | 20 | 2.51 | .911 | NY ISLANDERS | 14 | 14-7-2   | 2  | 28 | 2.14 | .932 |
| CALGARY     | 15 | 15-5-5   | 1  | 41 | 2.98 | .891 | NY RANGERS   | 15 | 15-7-4   | 1  | 32 | 2.20 | .931 |
| CAROLINA    | 11 | 11-7-3   | 0  | 21 | 1.91 | .936 | OTTAWA       | 13 | 13-8-4   | 2  | 28 | 2.12 | .932 |
| CHICAGO     | 22 | 22-7-11  | 0  | 71 | 3.42 | .891 | PHILADELPHIA | 3  | 3-1-1    | 1  | 7  | 3.42 | .873 |
| COLORADO    | 17 | 17-7-7   | 1  | 47 | 2.99 | .905 | PITTSBURGH   | 14 | 14-7-5   | 1  | 33 | 2.53 | .923 |
| COLUMBUS    | 9  | 9-3-3    | 1  | 23 | 2.53 | .919 | SAN JOSE     | 18 | 18-6-9   | 1  | 47 | 2.67 | .919 |
| DALLAS      | 14 | 14-5-6   | 0  | 33 | 2.64 | .912 | ST. LOUIS    | 19 | 19-8-6   | 1  | 46 | 2.47 | .912 |
| DETROIT     | 26 | 26-12-12 | 4  | 68 | 2.73 | .919 | TAMPA BAY    | 8  | 8-3-3    | 0  | 20 | 2.60 | .883 |
| EDMONTON    | 13 | 13-8-4   | 1  | 39 | 3.49 | .872 | TORONTO      | 12 | 12-4-5   | 1  | 33 | 3.19 | .887 |
| FLORIDA     | 12 | 12-7-3   | 1  | 23 | 2.03 | .935 | VANCOUVER    | 17 | 17-6-8   | 1  | 49 | 3.03 | .905 |
| LOS ANGELES | 15 | 15-7-7   | 2  | 39 | 2.83 | .905 | WASHINGTON   | 16 | 16-8-5   | 2  | 41 | 2.71 | .908 |
| MINNESOTA   | 13 | 13-6-6   | 0  | 34 | 2.65 | .909 | WINNIPEG     | 7  | 7-5-0    | 1  | 8  | 1.23 | .958 |

### - NHL TOTALS -

| GP         | W-L-T-OT          | SO        | GA          | GAA         | SV%         |
|------------|-------------------|-----------|-------------|-------------|-------------|
| <b>405</b> | <b>174-156-55</b> | <b>30</b> | <b>1031</b> | <b>2.69</b> | <b>.911</b> |





# 30 | Michal Neuvirth

– GOALIE –

**BIRTHDATE:** March 23, 1988 | **BIRTHPLACE:** Usti Nad Labem, Czech Republic  
**HEIGHT:** 6'1" | **WEIGHT:** 209 | **CATCHES:** Left | **SEASON:** 10th NHL, 2nd Flyers  
**ACQUIRED:** Free Agent-Signed July 1, 2015

## 2015-16:

Opened his Flyers career with consecutive shutouts of FLA and CHI, becoming only the second goalie in Flyers history (Vanbiesbrouck) to open his Flyers career with two shutouts... made 45 saves Nov. 3 at EDM... posted his third shutout of the season Nov. 7 at WPG... Per Elias, became the first Flyers goalie in franchise history to record three or more shutouts in his first six starts of a season.... Started eight consecutive games from Feb. 16 - Mar. 3, going 5-2-1.

## CAREER:

**2014-15: Regular Season:** Split season between BUF and NYI... traded by BUF to NYI on March 2 in exchange for Chad Johnson and a third-round pick in 2016... appeared in five games for NYI, going 1-3-1 with a 2.94 GAA and .881 save percentage... in 27 games for BUF, was 6-17-3 with a 2.99 GAA and .918 save percentage... **Playoffs:** Made one appearance, stopping six saves in 11 minutes in relief of Jaroslav Halak in Game 5 of their first-round series vs. Washington. **2013-14:** Made 42 saves in his Sabres debut at FLA (3/7) ... Turned aside a career-high 51 of 54 shots faced at CAR (3/13) ... Missed the season's final 15 games with a hip injury (3/16-4/13) ... Appeared in 13 games with Washington, recording a 4-6-2 record with a 2.82 goals-against average and a save percentage of .914 ... Stopped 42 of 45 shots at DET (1/31) ... Stopped 32 shots and recorded an assist at PHX (11/9) ... Missed six games with injury (11/29-12/10) ... Stopped 27 of 28 shots in win vs. CGY (10/3). **2012-13:** Went 4-5-2 with a 2.74 goals-against average and a .910 save percentage in 13 games for Washington ... Played in 24 games for HC Sparta Praha in the Czech Republic during the lockout and posted a 2.51 goals-against average and a .925 save percentage... **2011-12:** Went 13- 13- 5 with a 2.82 goals-against average and a .903 save percentage in 38 games for Washington ... Posted a shutout win vs. TOR in his 100th career NHL game (3/11) ... Recorded his first NHL assist at CHI (3/18) ... Won three-straight games (2/24-2/28) ... Missed five games (10/13-10/22) due to injury... **2010-11:** Finished third among rookie goaltenders in wins (27) and GAA (2.45) ... Tied a Capitals record for shutouts in a season by a rookie with four (Jim Carey, 1994-95) ... Named NHL Rookie of the Month in October ... Set a Capitals franchise record for wins by a rookie goaltender with 21st victory vs. STL (3/3) ... Tied Olaf Kolzig's club record for longest home winning streak (10) before taking a loss vs. BOS (10/19) ... Became the youngest Capitals goaltender to start a season opener since Jim Carey in 1996-97... **2011 Playoffs:** Finished fifth in the postseason (minimum 300 minutes) in goals-against average (2.34) ... Led rookie goaltenders in the playoffs (minimum 300 minutes) in wins (4), games played (9), shots against (261) and minutes (590); ranked second in goals-against average (2.34) and save percentage (.912)... **2009-10:** Split time between Washington and the Hershey Bears (AHL) ... Played in 17 games for the Capitals; posted a 9-4- 0 record with a .914 save percentage and 2.75 goals-against average ... Was 7-1-0 with a 1.75 goals-against average and a .945 save percentage in NHL home games ... Recorded career-best three-game winning streak twice (12/19-12/26 and 1/27-2/5) ... Had four wins during the team's franchise-best 14-game winning streak (1/13-2/7) ... Went 15-6-0 in 22 games with Hershey with a .919 save percentage and 2.24 goals-against average ... Had wins in five consecutive starts with Hershey (11/4-11/14)... **2010 Playoffs:** Went 14-4 in leading Hershey to a second consecutive Calder Cup ... Became the first starting goaltender to win back-to-back Calder Cups since Pete Peeters for the Maine Mariners in 1978 and 1979 ... Had the league's third-best goals-against average (2.07) and fifth-best save percentage (.920) in the playoffs ... Went 6-1 in playoff overtime games ... Recorded a 22-save shutout in the Cup-clinching Game 6 vs. Texas (6/14)... **2008-09:** Played in five games for Washington with a 2-1-0 record while spending the bulk of the season with Hershey and South Carolina (ECHL) ... Made his NHL debut at TBL (2/14) and made 31 saves in a 5-1 victory ... Had three AHL games of 40 or more saves, including a 47-save shutout 63 at Binghamton (3/27) ... Represented the American Conference at the 2009 ECHL All-Star Game... **2009 Playoffs:** Named the AHL's playoff MVP (Jack A. Butterfield Trophy) after leading Hershey's run to the Calder Cup ... Played all 22 playoff games for Hershey ... Led all AHL goalies in playoff wins and shutouts and had the best goals-against average and save percentage of any goalie who played more than one series ... Posted back-to-back shutouts in Games 6 and 7 against Wilkes-Barre/Scranton (5/10-5/12), becoming the first goalie in AHL history to record shutouts in Games 6 and 7 of a playoff series... **2007-08:** Played 33 games with three teams in the OHL; finished a combined 17-7-5-3 and ranked ninth in the league with a .911 save percentage ... Logged a seven-game winning streak from 10/27-11/25, including three wins with Plymouth and wins in his first four games after being traded to Windsor ... Posted a 2-2-0 record at the World Junior Championship for the Czech Republic; his .910 save percentage ranked fourth in the tournament... **2008 Playoffs:** Played nine playoff games for Oshawa and posted a 7-2-0 record before suffering a season ending injury ... Won his first five playoff starts, leading the Generals to a first round sweep of Ottawa ... Represented the Czech Republic at the World Junior Championship... **2006- 07:** Led the Plymouth to an OHL Championship and a spot in the Memorial Cup semifinals ... Named Whalers' Rookie of the Year ... Named the OHL's second-team All-Star goaltender ... Runner-up for OHL Goaltender of the Year Award ... Won the F.W. "Dinty" Moore Trophy as the first year goaltender with the best goals-against average ... Won the Dave Pinkney Trophy with Jeremy Smith for the best team goals-against average ... Led the OHL in regular-season goals-against average (2.32) and save percentage (.932) ... Named OHL Player of the Week for recording a 1.00 GAA and .970 save percentage in two wins (4/22) ... Set the second-longest shutout streak in franchise history at 164:18 (12/28- 1/6)... **2007 Playoffs:** Appeared in 23 postseason games, going 16-5-2 with a 2.54 GAA and .927 save percentage.





## CAREER RECORD

| YEAR                 | TEAM           | LEAGUE | REGULAR SEASON |              |            |           |             |           |           |           |           | PLAYOFFS   |           |          |             |          |          |
|----------------------|----------------|--------|----------------|--------------|------------|-----------|-------------|-----------|-----------|-----------|-----------|------------|-----------|----------|-------------|----------|----------|
|                      |                |        | GP             | Min          | GA         | SO        | GAA         | W         | L         | OT        | GP        | Min        | GA        | SO       | GAA         | W        | L        |
| 2006-07              | Plymouth       | OHL    | 41             | 2223         | 86         | 4         | 2.32        | 26        | 8         | 4         | 23        | 1299       | 55        | 0        | 2.73        | 16       | 7        |
| 2007-08              | Plymouth       | OHL    | 10             | 600          | 26         | 0         | 2.6         | 5         | 4         | 1         | -         | -          | -         | -        | -           | -        | -        |
|                      | Windsor        | OHL    | 8              | 482          | 17         | 0         | 2.12        | 6         | 1         | 1         | -         | -          | -         | -        | -           | -        | -        |
|                      | Oshawa         | OHL    | 15             | 844          | 57         | 0         | 4.05        | 6         | 2         | 6         | 9         | 507        | 21        | 0        | 2.49        | 7        | 2        |
| 2008-09              | South Carolina | ECHL   | 13             | 762          | 29         | 2         | 2.28        | 6         | 7         | 0         | -         | -          | -         | -        | -           | -        | -        |
|                      | Hershey        | AHL    | 17             | 1001         | 45         | 1         | 2.7         | 9         | 5         | 2         | 22        | 1346       | 43        | 4        | 1.92        | 16       | 6        |
|                      | Washington     | NHL    | 5              | 220          | 11         | 0         | 3           | 2         | 1         | 0         | -         | -          | -         | -        | -           | -        | -        |
| 2009-10              | Hershey        | AHL    | 22             | 1231         | 46         | 1         | 2.24        | 15        | 6         | 0         | 18        | 1133       | 39        | 1        | 2.07        | 14       | 4        |
|                      | Washington     | NHL    | 17             | 872          | 40         | 0         | 2.75        | 9         | 4         | 0         | -         | -          | -         | -        | -           | -        | -        |
| 2010-11              | Washington     | NHL    | 48             | 2689         | 110        | 4         | 2.45        | 27        | 12        | 4         | 9         | 590        | 23        | 1        | 2.34        | 4        | 5        |
|                      | Washington     | NHL    | 38             | 2020         | 95         | 3         | 2.82        | 13        | 13        | 5         | -         | -          | -         | -        | -           | -        | -        |
| 2012-13              | Sparta Praha   | Czech  | 24             | 1342         | 55         | 1         | 2.46        | 11        | 13        | 0         | -         | -          | -         | -        | -           | -        | -        |
|                      | Washington     | NHL    | 13             | 723          | 33         | 0         | 2.74        | 4         | 5         | 2         | -         | -          | -         | -        | -           | -        | -        |
| 2013-14              | Washington     | NHL    | 13             | 767          | 36         | 0         | 2.82        | 4         | 6         | 2         | -         | -          | -         | -        | -           | -        | -        |
|                      | Hershey        | AHL    | 1              | 60           | 4          | 0         | 4.02        | 1         | 0         | 0         | -         | -          | -         | -        | -           | -        | -        |
|                      | Buffalo        | NHL    | 2              | 117          | 5          | 0         | 2.56        | 0         | 2         | 0         | -         | -          | -         | -        | -           | -        | -        |
| 2014-15              | Buffalo        | NHL    | 27             | 1544         | 77         | 0         | 2.99        | 6         | 17        | 3         | -         | -          | -         | -        | -           | -        | -        |
|                      | NY Islanders   | NHL    | 5              | 306          | 15         | 0         | 2.94        | 1         | 3         | 1         | 1         | 11         | 0         | 0        | 0           | 0        | 0        |
| 2015-16              | FLYERS         | NHL    | 32             | 1825         | 69         | 3         | 2.27        | 18        | 8         | 4         | 3         | 178        | 2         | 1        | 0.67        | 2        | 1        |
| <b>NHL TOTALS</b>    |                |        | <b>200</b>     | <b>11083</b> | <b>491</b> | <b>10</b> | <b>2.66</b> | <b>84</b> | <b>71</b> | <b>21</b> | <b>13</b> | <b>779</b> | <b>25</b> | <b>2</b> | <b>1.93</b> | <b>6</b> | <b>6</b> |
| <b>FLYERS TOTALS</b> |                |        | <b>32</b>      | <b>1825</b>  | <b>69</b>  | <b>3</b>  | <b>2.27</b> | <b>18</b> | <b>8</b>  | <b>4</b>  | <b>3</b>  | <b>178</b> | <b>2</b>  | <b>1</b> | <b>0.67</b> | <b>2</b> | <b>1</b> |

- (a) Traded to Buffalo by Washington with Rostislav Klesla for Jaroslav Halak and Buffalo's 3rd round pick (later traded to NY Rangers – NY Rangers selected Robin Kovacs) in 2015 Entry Draft, March 5, 2014.  
 (b) Traded to NY Islanders by Buffalo for Chad Johnson and NY Islanders' 3rd round pick in 2016 Entry Draft, March 2, 2015.  
 (c) Signed as a free agent by Philadelphia, July 1, 2015

## STATISTICAL CAREER HIGHS

|                   | FLYERS       | CAREER       |
|-------------------|--------------|--------------|
| WINS (SEASON)     | 18 (2015-16) | 27 (2010-11) |
| SHUTOUTS (SEASON) | 3 (2015-16)  | 4 (2010-11)  |





## 30 | Michal Neuvirth

### CAREER STATS VS. NHL

| TEAM        | GP | W-L-T-OT | SO | GA | GAA  | SV%  | TEAM         | GP | W-L-T-OT | SO | GA | GAA  | SV%  |
|-------------|----|----------|----|----|------|------|--------------|----|----------|----|----|------|------|
| ANAHEIM     | 5  | 2-3-0    | 0  | 15 | 3.23 | .896 | MONTREAL     | 13 | 6-4-2    | 1  | 27 | 2.14 | .926 |
| ARIZONA     | 4  | 2-1-1    | 0  | 10 | 2.46 | .912 | NASHVILLE    | 4  | 3-0-1    | 0  | 6  | 1.44 | .955 |
| BOSTON      | 8  | 1-4-0    | 0  | 19 | 3.70 | .868 | NEW JERSEY   | 13 | 6-2-5    | 1  | 28 | 2.09 | .923 |
| BUFFALO     | 7  | 4-2-0    | 0  | 18 | 3.09 | .902 | NY ISLANDERS | 10 | 6-2-1    | 0  | 16 | 1.75 | .934 |
| CALGARY     | 5  | 3-0-1    | 0  | 10 | 2.17 | .928 | NY RANGERS   | 7  | 1-5-0    | 0  | 26 | 4.60 | .856 |
| CAROLINA    | 11 | 6-3-1    | 1  | 29 | 2.64 | .919 | OTTAWA       | 7  | 4-1-1    | 0  | 12 | 1.85 | .939 |
| CHICAGO     | 4  | 2-2-0    | 1  | 10 | 2.51 | .912 | PHILADELPHIA | 8  | 2-3-1    | 0  | 19 | 2.77 | .910 |
| COLORADO    | 4  | 0-4-0    | 0  | 14 | 3.54 | .885 | PITTSBURGH   | 6  | 2-1-2    | 2  | 12 | 2.13 | .926 |
| COLUMBUS    | 2  | 2-0-0    | 0  | 5  | 2.45 | .929 | SAN JOSE     | 5  | 1-3-0    | 0  | 11 | 2.56 | .920 |
| DALLAS      | 3  | 0-3-0    | 0  | 9  | 3.05 | .910 | ST. LOUIS    | 3  | 2-1-0    | 0  | 10 | 3.33 | .892 |
| DETROIT     | 7  | 3-3-1    | 0  | 23 | 3.18 | .907 | TAMPA BAY    | 7  | 3-2-0    | 0  | 16 | 2.84 | .919 |
| EDMONTON    | 4  | 1-3-0    | 0  | 12 | 3.04 | .925 | TORONTO      | 15 | 8-4-1    | 1  | 39 | 2.97 | .897 |
| FLORIDA     | 17 | 4-7-2    | 1  | 41 | 2.64 | .919 | VANCOUVER    | 3  | 1-2-0    | 0  | 10 | 3.76 | .898 |
| LOS ANGELES | 3  | 0-2-0    | 0  | 5  | 2.18 | .915 | WASHINGTON   | 1  | 1-0-0    | 0  | 3  | 2.98 | .900 |
| MINNESOTA   | 2  | 1-1-0    | 0  | 4  | 2.02 | .907 | WINNIPEG     | 12 | 7-3-1    | 2  | 32 | 2.70 | .918 |

#### - NHL TOTALS -

| GP         | W-L-T-OT        | SO        | GA         | GAA         | SV%         |
|------------|-----------------|-----------|------------|-------------|-------------|
| <b>200</b> | <b>84-71-21</b> | <b>10</b> | <b>491</b> | <b>2.66</b> | <b>.914</b> |





# 12 | Michael Raffl

– RIGHT WING –  
RAH-full

**BIRTHDATE:** December 1, 1988 | **BIRTHPLACE:** Villach, Austria  
**HEIGHT:** 6'0" | **WEIGHT:** 207 | **SHOOTS:** Left | **SEASON:** 4th NHL, 4th Flyers  
**ACQUIRED:** Free Agent – Signed on May 31, 2013

## 2015-16:

Recorded his first goal of the season Nov. 5 at CGY... recorded three goals in the span of six games Dec. 5-17, including GWG Dec. 17 vs. VAN... Recorded GWG and an assist Jan. 9 vs. NYI... Was the only Flyer to play in all 82 games... Second in plus/minus with +9... Tallied a goal and an assist in the team's 5-1 win over BUF on Feb. 11... Scored the game-winning goal and was +3 in a 6-0 shutout of CBJ on Mar. 5... Had two goals in the team's 4-3 win vs. DET on Mar. 15... Scored the game-winning goal in the last game of the season at NYI... played in his 200th NHL game on Mar. 7 vs. TBL.

## CAREER

**2014-15:** Appeared in 67 games...tallied a career-high 21 goals, more than twice as much as the previous season... recorded career-high six shots April 1 at PIT... recorded first career shorthanded goal March 8 at NJD... missed eight games while recovering from pneumonia (Jan. 27 – Feb. 15)... played his 100th career game Jan.3 at NJD... missed eight games with a lower body injury from Nov. Diagnosed with a lower body injury after blocking a shot Nov. 4 vs. EDM and missed eight games (Nov.6-24)... recorded his first career two-goal game Oct. 25 vs. Detroit and tied a career high with three points (2G, 1A). **2013-14:** Appeared in all seven playoff games, recording one assist... posted three assists on Dec. 15 vs. WSH... scored first NHL goal Dec. 9 at OTT... Recalled from Adirondack Oct. 12 and made NHL debut that night vs. DET... began season with Adirondack, recording a goal and two assists in two games. **2012-13:** Led Leksans IF (SHL) in scoring with 46 points (24G, 22A) in 49 games... **2011-12:** Appeared in 39 games for Leksands IF, recording 23 points (10G, 13A). **2005-2011:** Played parts of six seasons for VSV EC in Austria... recorded 67 goals and 65 assists, along with 239 PIM, in 229 career games.



## STATISTICAL CAREER HIGHS

|                               | FLYERS                      | CAREER                      |
|-------------------------------|-----------------------------|-----------------------------|
| MOST GOALS (GAME)             | 2 (vs. DET, 3/15/16)        | 2 (vs. DET, 3/15/16)        |
| MOST ASSIST (GAME)            | 3 (vs. WSH, 12-15-13)       | 3 (vs. WSH, 12-15-13)       |
| MOST POINTS (GAME)            | 3 (THREE TIMES)             | 3 (THREE TIMES)             |
| MOST GOALS (SEASON)           | 21 (2014-15)                | 21 (2014-15)                |
| MOST ASSIST (SEASON)          | 18 (2015-16)                | 18 (2015-16)                |
| MOST POINTS (SEASON)          | 31 (2015-16)                | 31 (2015-16)                |
| LONGEST GOAL-SCORING STREAK   | 3 GAMES (10/25/14-10/30/14) | 3 GAMES (10/25/14-10/30/14) |
| LONGEST ASSIST-SCORING STREAK | 2 GAMES (TWO TIMES)         | 2 GAMES (TWO TIMES)         |
| LONGEST POINT-SCORING STREAK  | 3 GAMES (3/12/16-3/16/16)   | 3 GAMES (3/12/16-3/16/16)   |

## CAREER RECORD

| YEAR                     | TEAM                   | LEAGUE | REGULAR SEASON |           |           |           |           |          | PLAYOFFS |          |          |          |  |
|--------------------------|------------------------|--------|----------------|-----------|-----------|-----------|-----------|----------|----------|----------|----------|----------|--|
|                          |                        |        | GP             | G         | A         | PTS       | PIM       | GP       | G        | A        | PTS      | PIM      |  |
| 2008-09                  | EC VSV Villach-Austria | EBHL   | 49             | 9         | 10        | 19        | 77        | 6        | 0        | 2        | 2        | 12       |  |
| 2009-10                  | EC VSV Villach-Austria | EBHL   | 42             | 25        | 18        | 43        | 54        | 5        | 1        | 0        | 1        | 14       |  |
| 2010-11                  | EC VSV Villach-Austria | EBHL   | 50             | 26        | 29        | 55        | 62        | 8        | 5        | 4        | 9        | 20       |  |
| 2011-12                  | Leksands               | SWE-1  | 45             | 10        | 14        | 24        | 26        | --       | --       | --       | --       | --       |  |
| 2012-13                  | Leksands               | SWE-1  | 59             | 27        | 25        | 52        | 44        | --       | --       | --       | --       | --       |  |
| 2013-14                  | PHANTOMS               | AHL    | 2              | 1         | 2         | 3         | 0         |          |          |          |          |          |  |
| 2014-15                  | FLYERS                 | NHL    | 67             | 21        | 7         | 28        | 34        | --       | --       | --       | --       | --       |  |
| 2015-16                  | FLYERS                 | NHL    | 82             | 13        | 18        | 31        | 30        | 6        | 1        | 0        | 1        | 2        |  |
| <b>NHL/FLYERS TOTALS</b> |                        |        | <b>217</b>     | <b>43</b> | <b>38</b> | <b>81</b> | <b>92</b> | <b>7</b> | <b>0</b> | <b>1</b> | <b>1</b> | <b>0</b> |  |

(a) Signed as a free agent by Philadelphia, May 31, 2013

## MISCELLANEOUS STATS

| YEAR                     | TEAM   | LEAGUE | REGULAR SEASON |          |          |            |             |           |            |             |              |          | PLAYOFFS |          |  |
|--------------------------|--------|--------|----------------|----------|----------|------------|-------------|-----------|------------|-------------|--------------|----------|----------|----------|--|
|                          |        |        | PP             | SH       | GW       | S          | S%          | +/-       | TF         | F%          | MIN          | PP       | SH       | GW       |  |
| 2013-14                  | FLYERS | NHL    | 0              | 0        | 3        | 101        | 8.9         | 2         | 93         | 55.9        | 12:59        | 0        | 0        | 0        |  |
| 2014-15                  | FLYERS | NHL    | 2              | 1        | 2        | 134        | 15.7        | 6         | 97         | 45.4        | 14:11        | --       | --       | --       |  |
| 2015-16                  | FLYERS | NHL    | 1              | 0        | 4        | 132        | 9.8         | 9         | 82         | 40.2        | 14:18        | 0        | 0        | 0        |  |
| <b>FLYERS/NHL TOTALS</b> |        |        | <b>3</b>       | <b>1</b> | <b>9</b> | <b>367</b> | <b>11.7</b> | <b>17</b> | <b>272</b> | <b>47.4</b> | <b>13:51</b> | <b>0</b> | <b>0</b> | <b>0</b> |  |





## 12 | Michael Raffl

### CAREER STATS VS. NHL

| TEAM        | GP | G | A | PTS | PIM | TEAM         | GP | G | A | PTS | PIM |
|-------------|----|---|---|-----|-----|--------------|----|---|---|-----|-----|
| ANAHEIM     | 4  | 2 | 0 | 2   | 0   | MONTREAL     | 3  | 3 | 0 | 3   | 2   |
| ARIZONA     | 1  | 0 | 0 | 0   | 0   | NASHVILLE    | 4  | 0 | 0 | 0   | 0   |
| BOSTON      | 6  | 0 | 1 | 1   | 0   | NEW JERSEY   | 8  | 1 | 0 | 1   | 5   |
| BUFFALO     | 5  | 2 | 0 | 2   | 2   | NY ISLANDERS | 5  | 1 | 1 | 2   | 4   |
| CALGARY     | 4  | 0 | 1 | 1   | 2   | NY RANGERS   | 7  | 1 | 1 | 2   | 0   |
| CAROLINA    | 7  | 2 | 1 | 3   | 2   | OTTAWA       | 4  | 1 | 1 | 2   | 6   |
| CHICAGO     | 4  | 1 | 0 | 1   | 6   | PHILADELPHIA | 0  | 0 | 0 | 0   | 0   |
| COLORADO    | 3  | 1 | 0 | 1   | 0   | PITTSBURGH   | 8  | 0 | 1 | 1   | 11  |
| COLUMBUS    | 6  | 0 | 1 | 1   | 2   | SAN JOSE     | 4  | 2 | 0 | 2   | 2   |
| DALLAS      | 4  | 2 | 0 | 2   | 4   | ST. LOUIS    | 4  | 1 | 0 | 1   | 0   |
| DETROIT     | 6  | 2 | 4 | 6   | 4   | TAMPA BAY    | 6  | 2 | 0 | 2   | 0   |
| EDMONTON    | 4  | 1 | 0 | 1   | 0   | TORONTO      | 4  | 1 | 2 | 3   | 2   |
| FLORIDA     | 3  | 0 | 0 | 0   | 2   | VANCOUVER    | 4  | 1 | 2 | 3   | 0   |
| LOS ANGELES | 4  | 1 | 0 | 1   | 0   | WASHINGTON   | 8  | 1 | 3 | 4   | 4   |
| MINNESOTA   | 3  | 1 | 0 | 1   | 0   | WINNIPEG     | 2  | 0 | 1 | 1   | 2   |

#### – NHL TOTALS –

| GP         | G         | A         | PTS       | PIM       |
|------------|-----------|-----------|-----------|-----------|
| <b>217</b> | <b>43</b> | <b>38</b> | <b>81</b> | <b>92</b> |





# 24 | Matt Read

– CENTER –  
REED, MAT

**BIRTHDATE:** June 14, 1986 | **BIRTHPLACE:** Ilderton, Ontario  
**HEIGHT:** 5'10" | **WEIGHT:** 187 | **SHOOTS:** Right | **SEASON:** 6th NHL, 6th Flyers  
**ACQUIRED:** Free agent – signed March 24, 2011

## 2015-16:

Tied a career high with six SOG Dec. 1 at OTT... scored his first career overtime goal Dec. 5 at NJD... tied a career high again with six SOG Jan. 7 at MIN... recorded his eighth career game of three or more points Jan. 9 vs. NYI... scored in consecutive games Feb. 2 vs. MTL and Feb. 4 at NSH... Scored goals in two straight games (2-0=2) in the team's wins over MTL and NSH on Feb. 2 and Feb. 4, respectively... Had a three-game point streak (1-2=3) from Feb. 20 to Feb. 25... Scored the game-winning goal on Mar. 11 at TBL.

## CAREER

**2014-15:** Appeared in 80 games... Played 200th game as a Flyer Oct. 14 vs. ANA... recorded a 4 game point-scoring streak Feb. 8-15 (2G, 2A). Posted 30 points with 8 goals and tied for 5th on the team with 22 assists. **2013-14:** Tied for 3rd in the NHL and led the Flyers in shorthanded goals (4)... Reached 100 points in the NHL and as a Flyer on March 1 vs. NYR... Posted two consecutive two-goal games, Nov. 21 vs. BUF and Nov. 23 vs. NYI... Recorded a three-game scoring streak (Oct. 24 vs. NYR, Oct. 26 at NYI, Oct. 29 vs. ANA), and had four points (3-1-4) in that span. **2012-13:** Played his 100th NHL game March 10 at BOS... posted a three-point game (1G, 2A) Feb. 18 at NYI... recorded 2 assists vs. CAR on Feb. 2... picked up his first career hat trick on Jan. 26 vs. FLA. **2011-12 Playoffs:** Appeared in 11 playoff games, registering 5 points (3G, 2A) along with 4 penalty minutes... **Regular Season:** Posted his 20th goal of the season on March 1 vs NYI, making him the first Flyers rookie since Jeff Carter and R.J. Umberger in 2006 to record 20 goals in a season, and just the 16th in team history... Recorded 2 goals, including the GWG, and an assist vs. NYI on March 1... Recorded the game winning goal vs. NSH on Feb. 2 and at PIT on Dec. 29... recorded 3 points in a single period on 2 occasions, Dec. 3 at PHX (1G 2A) and Oct. 18 at OTT (3A)... The Oct. 18 game was the first time a Flyers rookie had a 3-point period since Alexandre Picard (3A) on Feb. 1, 2007... Recorded 6 goals during a 5 game goal scoring streak from 11/13-11/21, which was the longest such accomplishment for a Flyers rookie since Mikael Renberg scored in 6 consecutive games from March 24-April 2, 1994... Scored with 18.6 seconds left to give the Flyers their 3rd consecutive win, 2-1 vs PHX on 11/17... Recorded a goal and 3 assists for a 4 point game at OTT on Oct. 18... Posted first NHL goal at NJD on Oct. 8... Made his NHL debut on October 6th at BOS... **2010-11:** Appeared in 11 games for the Phantoms(AHL), recording 13 points (7G, 6A) and 6 PIM... Concluded his career at Bemidji State University (WCHA), posting 35 points (22G, 13A) in 37 games... **2009-10:** Appeared in 37 games for Bemidji State as a junior, recording 41 pts (19 G, 22 A) and 32 PIM... **2008-09:** Appeared in 37 games for Bemidji State University for a total of 40 pts (15 G, 25 A) and 50 PIM... **2007-08:** Appeared in 36 games for Bemidji State University for a total of 27 pts (9 G, 18 A) and 37 PIM.



## STATISTICAL CAREER HIGHS

|                               | FLYERS                      | CAREER                      |
|-------------------------------|-----------------------------|-----------------------------|
| MOST GOALS (GAME)             | 3 (vs. FLA, 1/26/13)        | 3 (vs. FLA, 1/26/13)        |
| MOST ASSIST (GAME)            | 3 (vs. OTT, 10/18/11)       | 3 (vs. OTT, 10/18/11)       |
| MOST POINTS (GAME)            | 4 (vs. OTT, 10/18/11)       | 4 (vs. OTT, 10/18/11)       |
| MOST GOALS (SEASON)           | 24 (2011-12)                | 24 (2011-12)                |
| MOST ASSIST (SEASON)          | 23 (2011-12)                | 23 (2011-12)                |
| MOST POINTS (SEASON)          | 47 (2011-12)                | 47 (2011-12)                |
| LONGEST GOAL-SCORING STREAK   | 5 GAMES (11/13/11-11/21/11) | 5 GAMES (11/13/11-11/21/11) |
| LONGEST ASSIST-SCORING STREAK | 3 GAMES (1/12/12-1/17/12)   | 3 GAMES (1/12/12-1/17/12)   |
| LONGEST POINT-SCORING STREAK  | 5 GAMES (TWO TIMES)         | 5 GAMES (TWO TIMES)         |

## CAREER RECORD

| YEAR                     | TEAM              | LEAGUE | REGULAR SEASON |           |           |            |           | PLAYOFFS  |          |          |          |          |
|--------------------------|-------------------|--------|----------------|-----------|-----------|------------|-----------|-----------|----------|----------|----------|----------|
|                          |                   |        | GP             | G         | A         | PTS        | PIM       | GP        | G        | A        | PTS      | PIM      |
| 2005-06                  | Milton            | OPJHL  | 48             | 34        | 34        | 68         | 52        | --        | --       | --       | --       | --       |
| 2006-07                  | Des Moines        | USHL   | 58             | 28        | 34        | 62         | 110       | 8         | 2        | 0        | 2        | 6        |
| 2007-08                  | Bemidji State     | CHA    | 36             | 9         | 18        | 27         | 37        | --        | --       | --       | --       | --       |
| 2008-09                  | Bemidji State     | CHA    | 37             | 15        | 25        | 40         | 50        | --        | --       | --       | --       | --       |
| 2009-10                  | Bemidji State     | CHA    | 37             | 19        | 22        | 41         | 32        | --        | --       | --       | --       | --       |
| 2010-11                  | Bemidji State (a) | WCHA   | 37             | 22        | 13        | 35         | 34        | --        | --       | --       | --       | --       |
|                          | PHANTOMS          | AHL    | 11             | 7         | 6         | 13         | 6         | --        | --       | --       | --       | --       |
| 2011-12                  | FLYERS            | NHL    | 79             | 24        | 23        | 47         | 12        | 11        | 3        | 2        | 5        | 4        |
| 2012-13                  | FLYERS            | NHL    | 42             | 11        | 13        | 24         | 2         | --        | --       | --       | --       | --       |
|                          | Sodertälje SK     | Swe-1  | 20             | 6         | 18        | 24         | 12        | --        | --       | --       | --       | --       |
| 2013-14                  | FLYERS            | NHL    | 75             | 22        | 18        | 40         | 16        | 7         | 1        | 2        | 3        | 4        |
| 2014-15                  | FLYERS            | NHL    | 80             | 8         | 22        | 30         | 14        | --        | --       | --       | --       | --       |
| 2015-16                  | FLYERS            | NHL    | 79             | 11        | 15        | 26         | 27        | 6         | 0        | 0        | 0        | 2        |
| <b>FLYERS/NHL TOTALS</b> |                   |        | <b>355</b>     | <b>76</b> | <b>91</b> | <b>167</b> | <b>71</b> | <b>18</b> | <b>4</b> | <b>4</b> | <b>8</b> | <b>8</b> |

(a) Signed as a free agent by Philadelphia, March 24, 2011

## MISCELLANEOUS STATS

| YEAR                     | TEAM   | LEAGUE | REGULAR SEASON |          |           |            |             |          |            |             |              |          | PLAYOFFS |          |  |
|--------------------------|--------|--------|----------------|----------|-----------|------------|-------------|----------|------------|-------------|--------------|----------|----------|----------|--|
|                          |        |        | PP             | SH       | GW        | S          | S%          | +/-      | TF         | F%          | MIN          | PP       | SH       | GW       |  |
| 2011-12                  | FLYERS | NHL    | 4              | 2        | 6         | 155        | 15.5        | 13       | 346        | 41          | 17:04        | 1        | 0        | 1        |  |
| 2012-13                  | FLYERS | NHL    | 1              | 0        | 2         | 72         | 15.3        | 1        | 48         | 29.2        | 18:01        | --       | --       | --       |  |
| 2013-14                  | FLYERS | NHL    | 0              | 4        | 3         | 151        | 14.6        | -4       | 28         | 42.9        | 11:16        | 0        | 0        | 0        |  |
| 2014-15                  | FLYERS | NHL    | 2              | 0        | 2         | 142        | 5.6         | -4       | 21         | 52.4        | 17:33        | --       | --       | --       |  |
| 2015-16                  | FLYERS | NHL    | 2              | 0        | 2         | 127        | 8.7         | -5       | 50         | 48          | 15:15        | 0        | 0        | 0        |  |
| <b>FLYERS/NHL TOTALS</b> |        |        | <b>9</b>       | <b>6</b> | <b>15</b> | <b>647</b> | <b>11.7</b> | <b>1</b> | <b>493</b> | <b>41.2</b> | <b>17:50</b> | <b>1</b> | <b>0</b> | <b>1</b> |  |





## 24 | Matt Read

### CAREER STATS VS. NHL

| TEAM        | GP | G | A | PTS | PIM | TEAM         | GP | G  | A | PTS | PIM |
|-------------|----|---|---|-----|-----|--------------|----|----|---|-----|-----|
| ANAHEIM     | 7  | 2 | 2 | 4   | 0   | MONTREAL     | 15 | 4  | 3 | 7   | 2   |
| ARIZONA     | 7  | 2 | 4 | 6   | 0   | NASHVILLE    | 8  | 2  | 1 | 3   | 6   |
| BOSTON      | 16 | 3 | 2 | 5   | 0   | NEW JERSEY   | 20 | 5  | 3 | 8   | 6   |
| BUFFALO     | 14 | 6 | 4 | 10  | 0   | NY ISLANDERS | 23 | 11 | 8 | 19  | 0   |
| CALGARY     | 6  | 0 | 1 | 1   | 0   | NY RANGERS   | 22 | 2  | 6 | 8   | 7   |
| CAROLINA    | 20 | 5 | 9 | 14  | 6   | OTTAWA       | 15 | 4  | 5 | 9   | 4   |
| CHICAGO     | 7  | 1 | 4 | 5   | 0   | PHILADELPHIA | 0  | 0  | 0 | 0   | 0   |
| COLORADO    | 6  | 0 | 1 | 1   | 0   | PITTSBURGH   | 23 | 5  | 0 | 5   | 2   |
| COLUMBUS    | 13 | 0 | 5 | 5   | 6   | SAN JOSE     | 7  | 2  | 1 | 3   | 0   |
| DALLAS      | 7  | 0 | 2 | 2   | 6   | ST. LOUIS    | 7  | 1  | 2 | 3   | 0   |
| DETROIT     | 11 | 2 | 3 | 5   | 2   | TAMPA BAY    | 14 | 3  | 2 | 5   | 2   |
| EDMONTON    | 7  | 0 | 2 | 2   | 0   | TORONTO      | 15 | 3  | 4 | 7   | 2   |
| FLORIDA     | 15 | 6 | 3 | 9   | 4   | VANCOUVER    | 6  | 0  | 3 | 3   | 0   |
| LOS ANGELES | 6  | 1 | 0 | 1   | 4   | WASHINGTON   | 19 | 2  | 8 | 10  | 8   |
| MINNESOTA   | 7  | 0 | 3 | 3   | 0   | WINNIPEG     | 12 | 4  | 0 | 4   | 4   |

#### – NHL TOTALS –

| GP         | G         | A         | PTS        | PIM       |
|------------|-----------|-----------|------------|-----------|
| <b>355</b> | <b>76</b> | <b>91</b> | <b>167</b> | <b>71</b> |





**10****Brayden  
Schenn**

– CENTER –

SHENN, BRAY-duhn

**BIRTHDATE:** August 22, 1991 | **BIRTHPLACE:** Saskatoon, Saskatchewan  
**HEIGHT:** 6'1" | **WEIGHT:** 196 | **SHOOTS:** Left | **SEASON:** 8th NHL, 6th Flyers  
**ACQUIRED:** Trade from Los Angeles – June 23, 2011**2015-16**

Scored a goal, had four shots and recorded five hits in the home opener vs. FLA on Oct. 12... recorded two goals Oct. 27 vs. BUF... recorded a career-high eight shots on Nov. 17 vs. LAK... recorded 1G, 2A Jan. 5 vs. MTL for his sixth career three-point game... posted two assists Jan. 7 at MIN, giving him consecutive multi-point games for the first time since Nov. 2013... recorded 1G, 1A Jan. 21 at PIT... recorded six shots Dec. 8 vs. NYI, the third-highest single-game total of his career... Second on the team in goals and third in assists (26G, 33A), both career highs... Had a three-game goal streak from Jan. 27 to Feb. 4... Scored the game-winner and was +3 in the team's 5-1 win Feb. 11 against BUF... Had a goal and two assists in a 6-3 win at NJD on Feb. 16... Tallied his first career hat trick and had nine shots in the team's 5-3 win over CGY... Scored the game-winning goal in a 4-2 win over TBL on Mar. 7... Reached 100 career NHL assists on Mar. 15 vs. DET... Won Pelle Lindbergh Memorial Trophy as most improved player.

**CAREER**

**2014-15:** Appeared in all 82 regular season games for the second consecutive season... Finished 5th on the team in both goals (18) and points (47)... Finished 4th on the team in assists (29) and power play goals (7)... Averaged 17:04 in ice time... Led the team in game-winning goals (6)... Recorded six game-winning goals, one being an overtime game winner on Oct. 28th vs. LAK... Recorded a career high in assists (29) and points (47)... Recorded four two-goal games... Recorded his 100th point as a Flyer on Nov. 22 vs. CBJ... Played in his 200th game as a Flyer on Nov. 19 @ NYR... Recorded his 100th point in the NHL on Nov. 15, 2014 @ MTL... Recorded a career-high 5-game scoring streak from Nov. 4th - Nov. 15th... Played in his 200th game in the NHL on Oct. 25 vs. DET... on Oct. 18 at Dallas, scored off an assist from his brother Luke, marking the first time in the NHL that the brothers had hooked up for a goal. **2013-14:** Appeared in all 82 regular season games... Recorded career highs in goals (20), assists (21) and points (41)... Second on the Flyers with six game-winning goals... Recorded third-most hits (200) and third-most faceoffs (685) on the team... Played a career-high 21:40 on Jan. 2 at COL, besting his previous career high of 21:19 on April 7, 2012 at PIT... Recorded his third career three-point game on Dec. 31 at CGY (1G, 2A). **2012-13:** Finished third on the team in assists with 18... Strung together a 5-game point streak from Feb. 12-20 (2G, 4A)... Recorded a career-high three points on Feb. 9 vs. CAR (1G, 2A) and matched that on Feb. 23 vs. WPG (2G, 1A). **2011-12: Playoffs:** Appeared in 11 playoff games, registering 9 points (3G, 6A) to rank 4th on the team in playoff scoring... recorded a goal and 2 assists for 3 points and was named First Star in Game 1 of the ECQF vs. PIT, his 1st career NHL playoff game... **Regular Season:** Scored 12 goals over season's final 49 games after returning from injury... 1 of 3 rookies (Couturier, Read) to post double-digit goals on the season... Scored the GWG vs. FLA Mar. 8... Tallied 7 goals in 9 games (Jan. 24-Feb. 12) including the game winning goal vs. TOR Feb. 9... Tallied 3 points (2G, 1A) in his first 5 games back from injury (Jan. 2-10)... scored his 1st NHL goal in the 2012 Bridgestone NHL Winter Classic on Jan. 2 vs. NYR... sustained a broken foot at MTL on Oct. 26... Posted 12 points (6G, 6A) in 7 games for Adirondack, including his 1st professional hat trick on Oct. 14. **2010-11:** Had 2 points (0-2=2) in 8 games with LAK before being assigned to Brandon (WHL) Dec. 3... 1st career point (assist) and plus-2 rating Oct. 21 at PHX (6th NHL game)... Loaned to Manchester on conditioning assignment Nov. 17 and had 7 points (3-4=7) and 4 penalty minutes in 7 games... Had 57 points (22-35=57), 25 penalty minutes and plus-19 rating in 29 regular season games in the WHL (split between Brandon and Saskatoon)... Played 2 games for Brandon (1-3=4, 2 PIM, +1) before being traded to Saskatoon on Jan. 10 (21-32=53, 23 PIM, +18 in 27 games)... Had 11 points (6-5=11) and 14 penalty minutes in 10 playoff games with Saskatoon... Earned 2nd straight silver medal for Team Canada at World Junior Championships (served this year as an alternate captain), recording 18 points (8-10=18) in 7 games... 18 points tied tournament record set by Dale McCourt in 1977... 8 goals led Team Canada... Named both Tournament MVP and to All-Tournament Team.



## STATISTICAL CAREER HIGHS

|                               | FLYERS                     | CAREER                     |
|-------------------------------|----------------------------|----------------------------|
| MOST GOALS (GAME)             | 3 (vs. CGY, 2/29/16)       | 3 (vs. CGY, 2/29/16)       |
| MOST ASSIST (GAME)            | 2 (15 TIMES)               | 2 (15 TIMES)               |
| MOST POINTS (GAME)            | 3 (FIVE TIMES)             | 3 (FIVE TIMES)             |
| MOST GOALS (SEASON)           | 26 (2015-16)               | 26 (2015-16)               |
| MOST ASSIST (SEASON)          | 33 (2015-16)               | 33 (2015-16)               |
| MOST POINTS (SEASON)          | 59 (2015-16)               | 59 (2015-16)               |
| LONGEST GOAL-SCORING STREAK   | 2 GAMES (EIGHT TIMES)      | 2 GAMES (EIGHT TIMES)      |
| LONGEST ASSIST-SCORING STREAK | 4 GAMES (2/15/13-2/20/13)  | 4 GAMES (2/15/13-2/20/13)  |
| LONGEST POINT-SCORING STREAK  | 5 GAMES (11/4/14-11/15/14) | 5 GAMES (11/4/14-11/15/14) |

## CAREER RECORD

| YEAR    | TEAM                 | LEAGUE | REGULAR SEASON |           |            |            |            | PLAYOFFS  |          |          |           |           |
|---------|----------------------|--------|----------------|-----------|------------|------------|------------|-----------|----------|----------|-----------|-----------|
|         |                      |        | GP             | G         | A          | PTS        | PIM        | GP        | G        | A        | PTS       | PIM       |
| 2007-08 | Brandon              | WHL    | 66             | 28        | 43         | 71         | 48         | 6         | 2        | 1        | 3         | 14        |
| 2008-09 | Brandon (a)          | WHL    | 70             | 32        | 56         | 88         | 82         | 12        | 8        | 10       | 18        | 12        |
| 2009-10 | Brandon              | WHL    | 59             | 34        | 65         | 99         | 55         | 15        | 8        | 11       | 19        | 2         |
|         | Los Angeles          | NHL    | 1              | 0         | 0          | 0          | 0          | --        | --       | --       | --        | --        |
| 2010-11 | Los Angeles          | NHL    | 8              | 0         | 2          | 2          | 0          | --        | --       | --       | --        | --        |
|         | Manchester           | AHL    | 7              | 3         | 4          | 7          | 4          | 5         | 1        | 3        | 4         | 0         |
|         | Brandon              | WHL    | 2              | 1         | 3          | 4          | 2          | --        | --       | --       | --        | --        |
| 2011-12 | Saskatoon (b)        | WHL    | 27             | 21        | 32         | 53         | 23         | 10        | 6        | 5        | 11        | 14        |
|         | FLYERS               | NHL    | 54             | 12        | 6          | 18         | 34         | 11        | 3        | 6        | 9         | 8         |
| 2012-13 | PHANTOMS             | AHL    | 7              | 6         | 6          | 12         | 4          | --        | --       | --       | --        | --        |
|         | PHANTOMS             | AHL    | 33             | 13        | 20         | 33         | 15         | --        | --       | --       | --        | --        |
| 2012-13 | FLYERS               | NHL    | 47             | 8         | 18         | 26         | 24         | --        | --       | --       | --        | --        |
|         | FLYERS               | NHL    | 82             | 20        | 21         | 41         | 54         | 7         | 0        | 3        | 3         | 8         |
| 2014-15 | FLYERS               | NHL    | 82             | 18        | 29         | 47         | 34         | --        | --       | --       | --        | --        |
| 2015-16 | FLYERS               | NHL    | 80             | 26        | 33         | 59         | 33         | 6         | 0        | 2        | 2         | 7         |
|         | <b>NHL TOTALS</b>    |        | <b>354</b>     | <b>84</b> | <b>109</b> | <b>193</b> | <b>179</b> | <b>18</b> | <b>3</b> | <b>9</b> | <b>12</b> | <b>16</b> |
|         | <b>FLYERS TOTALS</b> |        | <b>345</b>     | <b>84</b> | <b>107</b> | <b>191</b> | <b>179</b> | <b>18</b> | <b>3</b> | <b>9</b> | <b>12</b> | <b>16</b> |

(a) Drafted by Los Angeles in the first round (5th overall) of the 2009 NHL Entry Draft

(b) Traded to Philadelphia by Los Angeles with Wayne Simmonds and Los Angeles' 2nd round choice in 2012 Entry Draft for Mike Richards and Rob Bordson, June 23, 2011.

## MISCELLANEOUS STATS

| YEAR    | TEAM                 | LEAGUE | REGULAR SEASON |          |           |            |             |            |             |             |              |          | PLAYOFFS |          |  |
|---------|----------------------|--------|----------------|----------|-----------|------------|-------------|------------|-------------|-------------|--------------|----------|----------|----------|--|
|         |                      |        | PP             | SH       | GW        | S          | S%          | +/-        | TF          | F%          | MIN          | PP       | SH       | GW       |  |
| 2009-10 | Los Angeles          | NHL    | 0              | 0        | 0         | 0          | 0           | -1         | 14          | 28.5        | 12:31        | --       | --       | --       |  |
| 2010-11 | Los Angeles          | NHL    | 0              | 0        | 0         | 11         | 0           | -1         | 51          | 33.3        | 11:14        | --       | --       | --       |  |
| 2011-12 | FLYERS               | NHL    | 4              | 0        | 3         | 97         | 12.4        | -7         | 436         | 46.1        | 14:07        | 2        | 0        | 0        |  |
| 2012-13 | FLYERS               | NHL    | 2              | 0        | 0         | 79         | 10.1        | -8         | 453         | 45.5        | 15:31        | --       | --       | --       |  |
| 2013-14 | FLYERS               | NHL    | 4              | 0        | 6         | 178        | 11.2        | 0          | 685         | 43.2        | 15:44        | 0        | 0        | 0        |  |
| 2014-15 | FLYERS               | NHL    | 7              | 0        | 6         | 156        | 11.5        | -5         | 184         | 46.7        | 17:04        | --       | --       | --       |  |
| 2015-16 | FLYERS               | NHL    | 11             | 0        | 5         | 178        | 14.6        | 3          | 116         | 44.8        | 16:54        | 0        | 0        | 0        |  |
|         | <b>NHL TOTALS</b>    |        | <b>28</b>      | <b>0</b> | <b>20</b> | <b>699</b> | <b>12.0</b> | <b>-19</b> | <b>1939</b> | <b>44.5</b> | <b>15:56</b> | <b>2</b> | <b>0</b> | <b>0</b> |  |
|         | <b>FLYERS TOTALS</b> |        | <b>17</b>      | <b>0</b> | <b>15</b> | <b>510</b> | <b>12.2</b> | <b>-17</b> | <b>1758</b> | <b>44.9</b> | <b>16:03</b> | <b>2</b> | <b>0</b> | <b>0</b> |  |





## 10 | Brayden Schenn

### CAREER STATS VS. NHL

| TEAM        | GP | G | A | PTS | PIM | TEAM         | GP | G | A | PTS | PIM |
|-------------|----|---|---|-----|-----|--------------|----|---|---|-----|-----|
| ANAHEIM     | 7  | 0 | 2 | 2   | 0   | MONTREAL     | 14 | 4 | 9 | 13  | 4   |
| ARIZONA     | 8  | 1 | 3 | 4   | 2   | NASHVILLE    | 8  | 2 | 3 | 5   | 4   |
| BOSTON      | 13 | 0 | 3 | 3   | 10  | NEW JERSEY   | 22 | 3 | 6 | 9   | 27  |
| BUFFALO     | 14 | 6 | 1 | 7   | 2   | NY ISLANDERS | 22 | 3 | 9 | 12  | 11  |
| CALGARY     | 8  | 5 | 2 | 7   | 0   | NY RANGERS   | 21 | 5 | 3 | 8   | 11  |
| CAROLINA    | 16 | 4 | 7 | 11  | 8   | OTTAWA       | 15 | 1 | 8 | 9   | 6   |
| CHICAGO     | 7  | 1 | 3 | 4   | 2   | PHILADELPHIA | 0  | 0 | 0 | 0   | 0   |
| COLORADO    | 7  | 1 | 3 | 4   | 5   | PITTSBURGH   | 22 | 8 | 7 | 15  | 16  |
| COLUMBUS    | 13 | 4 | 5 | 9   | 12  | SAN JOSE     | 7  | 1 | 0 | 1   | 2   |
| DALLAS      | 7  | 1 | 2 | 3   | 4   | ST. LOUIS    | 7  | 1 | 2 | 3   | 2   |
| DETROIT     | 11 | 5 | 3 | 8   | 8   | TAMPA BAY    | 14 | 4 | 6 | 10  | 2   |
| EDMONTON    | 7  | 0 | 2 | 2   | 0   | TORONTO      | 16 | 8 | 2 | 10  | 16  |
| FLORIDA     | 15 | 4 | 3 | 7   | 2   | VANCOUVER    | 9  | 1 | 0 | 1   | 2   |
| LOS ANGELES | 6  | 2 | 0 | 2   | 0   | WASHINGTON   | 19 | 3 | 5 | 8   | 15  |
| MINNESOTA   | 7  | 0 | 7 | 7   | 4   | WINNIPEG     | 12 | 6 | 3 | 9   | 2   |

#### – NHL TOTALS –

| GP         | G         | A          | PTS        | PIM        |
|------------|-----------|------------|------------|------------|
| <b>354</b> | <b>84</b> | <b>109</b> | <b>193</b> | <b>179</b> |





# 55 | Nick Schultz

– DEFENSE –

**BIRTHDATE:** August 25, 1982 | **BIRTHPLACE:** Strasbourg, Saskatchewan  
**HEIGHT:** 6'1" | **WEIGHT:** 208 | **SHOOTS:** Left | **SEASON:** 17th NHL, 3rd Flyers  
**ACQUIRED:** Free agent – signed July 2, 2014

## 2015-16

Led the team with 174 blocked shots on the season... Played a season-high 24:09 on Feb. 16 at NJD... Recorded his only goal of the season Feb. 7 at WSH... recorded an assist and was plus-3 on Feb. 4 at NSH... played his 1000th career NHL game Jan. 13 vs. BOS... blocked seven shots on Dec. 10 at STL.

## CAREER

**2014-15:** Appeared in 80 regular season games... Finished 6th on the team in total average ice time (19:02)... Recorded his first goal as a Flyer on Jan. 25 vs. WPG, snapping a 125-game goalless streak that dated back to April 8, 2013... Recorded game-winning goal on Jan. 29 vs. WPG... On Jan. 10 vs. BOS, was involved in his first NHL fight in nearly five years... Recorded his seventh career multi-point game Jan 8 vs. WSH (2A), his first since Nov. 19, 2010... Played 900th game in the NHL on Nov. 26 @ DET... Reached his 400th PIM in the NHL on Dec. 11 vs. NJD. **2013-14:** Appeared in nine games for CBJ, recording one assist... traded by EDM to CBJ on March 5, 2014... Played in 60 games for Edmonton, recording 4 assists. **2012-13:** Appeared in 48 games for the Oilers scoring 1 goal and 8 assists for 9 points... He finished the season ranked second on the team in blocked shots (107)... Played in his 800th career NHL game on Apr. 4 vs. VAN. **2011-12:** Played in the 62 games with the Wild recording 3 points (1G, 2A) before being traded to the Edmonton Oilers... Appeared in 20 games with the Oilers notching 4 assists... Finished second on the Oilers with 161 blocked shots... Ranked first on the Wild's All-time games played list with 743. **2010-11:** Recorded 17 points (3G, 14A) in 74 games with Wild... He finished the season second on the team with 132 blocked shots. **2009-10:** Played in 80 games for the Wild... Recorded career highs in points (20), assists (19), penalty minutes (43), and shots (83)... Finished the season second on the Wild and T-12th in the NHL with 158 blocked shots... He tallied his 100th career point (assist) against PIT on Jan. 11... On Mar. 23 vs. SJS he became the first Minnesota Wild player to appear in 600 games for the club. **2008-09:** Became the first Minnesota Wild player to play 500 games for the franchise on Feb. 8 vs. EDM... Led the wild in blocked shots (152) for the fourth straight year... finished third on the team with 78 hits... Scored 2 goals and 9 assists for 11 points in 79 games. **2007-08:** Led the Wild in blocked shots (147) for the third consecutive year... Finished second on the team with 101 hits... Played in 81 games recording 15 points (2G, 13A)... Had a plus/minus rating of +9... Named Captain of the Minnesota Wild. **2006-07:** Recorded 12 points (2G, 10A)... Led the Wild with 147 blocked shots, and was third on the team in hits (88)... Became the first Wild defenseman in franchise history to appear in all 82 games and one of four Wild players to appear in all 82 games. **2005-06:** Appeared in 79 games for the Minnesota Wild... Scored 2 goals and had 12 assists for 14 points... Led the Wild in blocked shots with 129. **2004-05:** Played for the Kassel Huskies of the Deutsche Eishockey Liga (DEL) during the 2004-05 NHL lockout... Recorded 22 points (7G, 15A) in the 46 games. **2003-04:** Recorded an NHL career high in goals with 6... Added another 10 assists and finished the season with 16 points... Appeared in 79 games for the Wild... Set a career high in plus/minus with a +12 rating. **2002-03:** Appeared in 75 games for the Wild, scoring 3 goals and 7 assists... He led the team in plus/minus with a +11 rating... Participated in the NHL Young Stars game during the NHL All-Star Weekend. **2001-02:** Made his NHL debut with the Minnesota Wild against the Edmonton Oilers on Oct. 14... Played in 52 games scoring 10 points (4G, 6A)... Recorded his first NHL point against (assist) on Oct. 24 vs. CAR... Scored his first NHL goal on Nov. 29 vs. FLA.

## STATISTICAL CAREER HIGHS

|                               | FLYERS              | CAREER          |
|-------------------------------|---------------------|-----------------|
| MOST GOALS (GAME)             | 1 (2 TIMES)         | 1 (27 TIMES)    |
| MOST ASSISTS (GAME)           | 2 (01/08/15 vs WSH) | 2 (FIVE TIMES)  |
| MOST POINTS (GAME)            | 2 (01/08/15 vs WSH) | 2 (SEVEN TIMES) |
| MOST GOALS (SEASON)           | 2 (2014-15)         | 6 (2003-04)     |
| MOST ASSISTS (SEASON)         | 13 (2014-15)        | 19 (2009-10)    |
| MOST POINTS (SEASON)          | 15 (2014-15)        | 20 (2009-10)    |
| LONGEST GOAL-SCORING STREAK   | N/A                 | N/A             |
| LONGEST ASSIST-SCORING STREAK | N/A                 | 3 (three times) |
| LONGEST POINT-SCORING STREAK  | N/A                 | 3 (five times)  |



## CAREER RECORD

| YEAR                 | TEAM          | LEAGUE | REGULAR SEASON |           |            |            |            |           | PLAYOFFS |           |           |           |  |
|----------------------|---------------|--------|----------------|-----------|------------|------------|------------|-----------|----------|-----------|-----------|-----------|--|
|                      |               |        | GP             | G         | A          | PTS        | PIM        | GP        | G        | A         | PTS       | PIM       |  |
| 1998-99              | Prince Albert | WHL    | 58             | 5         | 18         | 23         | 37         | 14        | 0        | 7         | 7         | 0         |  |
| 1999-00              | Prince Albert | WHL    | 72             | 11        | 33         | 44         | 38         | 6         | 0        | 3         | 3         | 2         |  |
| 2000-01              | Prince Albert | WHL    | 59             | 17        | 30         | 47         | 120        | --        | --       | --        | --        | --        |  |
|                      | Cleveland     | IHL    | 4              | 1         | 1          | 2          | 2          | 3         | 0        | 1         | 1         | 0         |  |
| 2001-02              | Minnesota     | NHL    | 52             | 4         | 6          | 10         | 14         | --        | --       | --        | --        | --        |  |
|                      | Houston       | AHL    | --             | --        | --         | --         | --         | 14        | 1        | 5         | 6         | 2         |  |
| 2002-03              | Minnesota     | NHL    | 75             | 3         | 7          | 10         | 23         | 18        | 0        | 1         | 1         | 10        |  |
| 2003-04              | Minnesota     | NHL    | 79             | 6         | 10         | 16         | 16         | --        | --       | --        | --        | --        |  |
| 2004-05              | Kassel        | DEL    | 46             | 7         | 15         | 22         | 26         | --        | --       | --        | --        | --        |  |
| 2005-06              | Minnesota     | NHL    | 79             | 2         | 12         | 14         | 43         | --        | --       | --        | --        | --        |  |
| 2006-07              | Minnesota     | NHL    | 82             | 2         | 10         | 12         | 42         | 5         | 0        | 1         | 1         | 0         |  |
| 2007-08              | Minnesota     | NHL    | 81             | 2         | 13         | 15         | 42         | 1         | 0        | 0         | 0         | 0         |  |
| 2008-09              | Minnesota     | NHL    | 79             | 2         | 9          | 11         | 31         | --        | --       | --        | --        | --        |  |
| 2009-10              | Minnesota     | NHL    | 80             | 1         | 19         | 20         | 43         | --        | --       | --        | --        | --        |  |
| 2010-11              | Minnesota     | NHL    | 74             | 3         | 14         | 17         | 38         | --        | --       | --        | --        | --        |  |
| 2011-12              | Minnesota     | NHL    | 62             | 1         | 2          | 3          | 30         | --        | --       | --        | --        | --        |  |
|                      | Edmonton      | NHL    | 20             | 0         | 4          | 4          | 10         | --        | --       | --        | --        | --        |  |
| 2012-13              | Edmonton      | NHL    | 48             | 1         | 8          | 9          | 24         | --        | --       | --        | --        | --        |  |
| 2013-14              | Edmonton      | NHL    | 60             | 0         | 4          | 4          | 24         | --        | --       | --        | --        | --        |  |
|                      | Columbus      | NHL    | 9              | 0         | 1          | 1          | 4          | 2         | 0        | 0         | 0         | 0         |  |
| 2014-15              | FLYERS        | NHL    | 80             | 2         | 13         | 15         | 47         | --        | --       | --        | --        | --        |  |
| 2015-16              | FLYERS        | NHL    | 81             | 1         | 9          | 10         | 42         | 6         | 0        | 0         | 0         | 2         |  |
| <b>WHL TOTALS</b>    |               |        | <b>189</b>     | <b>33</b> | <b>81</b>  | <b>114</b> | <b>195</b> | <b>20</b> | <b>0</b> | <b>10</b> | <b>10</b> | <b>2</b>  |  |
| <b>AHL TOTALS</b>    |               |        | <b>--</b>      | <b>--</b> | <b>--</b>  | <b>--</b>  | <b>--</b>  | <b>14</b> | <b>1</b> | <b>5</b>  | <b>6</b>  | <b>2</b>  |  |
| <b>NHL TOTALS</b>    |               |        | <b>1041</b>    | <b>30</b> | <b>141</b> | <b>171</b> | <b>473</b> | <b>32</b> | <b>0</b> | <b>2</b>  | <b>2</b>  | <b>12</b> |  |
| <b>FLYERS TOTALS</b> |               |        | <b>161</b>     | <b>3</b>  | <b>22</b>  | <b>25</b>  | <b>89</b>  | <b>6</b>  | <b>0</b> | <b>0</b>  | <b>0</b>  | <b>2</b>  |  |

(a) Drafted by Minnesota in the 2nd round (33rd overall) in the 2000 NHL Entry Draft.

(b) Traded to Edmonton by Minnesota for Tom Gilbert, February 27, 2012.

(c) Traded to Columbus by Edmonton for Columbus's 5th round choice (later traded back to Columbus – Columbus selected Tyler Bird) in 2014 Entry Draft. March 5, 2014.

(d) Signed as a free agent by Philadelphia, July 2, 2014

## MISCELLANEOUS STATS

| YEAR                 | TEAM      | LEAGUE | REGULAR SEASON |          |          |            |            |            |           |           |              |          | PLAYOFFS |          |  |
|----------------------|-----------|--------|----------------|----------|----------|------------|------------|------------|-----------|-----------|--------------|----------|----------|----------|--|
|                      |           |        | PP             | SH       | GW       | S          | S%         | +/-        | TF        | F%        | MIN          | PP       | SH       | GW       |  |
| 2001-02              | Minnesota | NHL    | 1              | 0        | 1        | 47         | 8.5        | 0          | --        | --        | 16:08        | --       | --       | --       |  |
| 2002-03              | Minnesota | NHL    | 0              | 0        | 1        | 70         | 4.3        | 11         | --        | --        | 18:28        | 0        | 0        | 0        |  |
| 2003-04              | Minnesota | NHL    | 1              | 0        | 0        | 72         | 8.3        | 12         | --        | --        | 20:19        | --       | --       | --       |  |
| 2005-06              | Minnesota | NHL    | 0              | 0        | 0        | 45         | 4.4        | 2          | --        | --        | 17:58        | --       | --       | --       |  |
| 2006-07              | Minnesota | NHL    | 0              | 0        | 1        | 69         | 2.9        | 0          | --        | --        | 20:13        | 0        | 0        | 0        |  |
| 2007-08              | Minnesota | NHL    | 0              | 0        | 0        | 52         | 3.8        | 9          | --        | --        | 20:10        | 0        | 0        | 0        |  |
| 2008-09              | Minnesota | NHL    | 0              | 0        | 0        | 48         | 4.2        | -4         | 1         | 0         | 20:33        | --       | --       | --       |  |
| 2009-10              | Minnesota | NHL    | 1              | 0        | 0        | 83         | 1.2        | -8         | --        | --        | 20:58        | --       | --       | --       |  |
| 2010-11              | Minnesota | NHL    | 0              | 0        | 0        | 46         | 6.5        | -4         | 1         | 100       | 20:13        | --       | --       | --       |  |
| 2011-12              | Minnesota | NHL    | 1              | 0        | 0        | 38         | 2.6        | -10        | --        | --        | 19:36        | --       | --       | --       |  |
|                      | Edmonton  | NHL    | 0              | 0        | 0        | 13         | 0          | -2         | --        | --        | 20:04        | --       | --       | --       |  |
| 2012-13              | Edmonton  | NHL    | 0              | 0        | 0        | 33         | 3          | -13        | 2         | 0         | 18:38        | --       | --       | --       |  |
| 2013-14              | Edmonton  | NHL    | 0              | 0        | 0        | 27         | 0          | -11        | --        | --        | 16:58        | 0        | 0        | 0        |  |
|                      | Columbus  | NHL    | 0              | 0        | 0        | 8          | 0          | -2         | --        | --        | 11:54        | --       | --       | --       |  |
| 2014-15              | FLYERS    | NHL    | 0              | 0        | 1        | 69         | 2.9        | 2          | --        | --        | 19:02        | --       | --       | --       |  |
| 2015-16              | FLYERS    | NHL    | 0              | 0        | 0        | 70         | 1.4        | -1         | --        | --        | 17:57        | 0        | 0        | 0        |  |
| <b>NHL TOTALS</b>    |           |        | <b>4</b>       | <b>0</b> | <b>4</b> | <b>790</b> | <b>3.8</b> | <b>-19</b> | <b>4</b>  | <b>25</b> | <b>19:10</b> | <b>0</b> | <b>0</b> | <b>0</b> |  |
| <b>FLYERS TOTALS</b> |           |        | <b>0</b>       | <b>0</b> | <b>1</b> | <b>139</b> | <b>2.2</b> | <b>1</b>   | <b>--</b> | <b>--</b> | <b>18:30</b> | <b>0</b> | <b>0</b> | <b>0</b> |  |





## 55 | Nick Schultz

### CAREER STATS VS. NHL

| TEAM        | GP | G | A  | PTS | PIM | TEAM         | GP | G | A  | PTS | PIM |
|-------------|----|---|----|-----|-----|--------------|----|---|----|-----|-----|
| ANAHEIM     | 49 | 6 | 6  | 12  | 31  | MONTREAL     | 17 | 0 | 3  | 3   | 8   |
| ARIZONA     | 44 | 2 | 5  | 7   | 18  | NASHVILLE    | 48 | 1 | 8  | 9   | 14  |
| BOSTON      | 16 | 0 | 3  | 3   | 9   | NEW JERSEY   | 20 | 0 | 4  | 4   | 14  |
| BUFFALO     | 16 | 0 | 2  | 2   | 10  | NY ISLANDERS | 21 | 1 | 3  | 4   | 6   |
| CALGARY     | 71 | 0 | 12 | 12  | 24  | NY RANGERS   | 20 | 0 | 1  | 1   | 6   |
| CAROLINA    | 22 | 0 | 2  | 2   | 18  | OTTAWA       | 15 | 0 | 1  | 1   | 2   |
| CHICAGO     | 46 | 1 | 6  | 7   | 23  | PHILADELPHIA | 14 | 1 | 1  | 2   | 4   |
| COLORADO    | 67 | 2 | 13 | 15  | 22  | PITTSBURGH   | 20 | 0 | 3  | 3   | 12  |
| COLUMBUS    | 55 | 1 | 7  | 8   | 31  | SAN JOSE     | 51 | 1 | 9  | 10  | 22  |
| DALLAS      | 49 | 0 | 5  | 5   | 24  | ST. LOUIS    | 49 | 2 | 6  | 8   | 12  |
| DETROIT     | 46 | 0 | 10 | 10  | 10  | TAMPA BAY    | 20 | 0 | 1  | 1   | 10  |
| EDMONTON    | 64 | 2 | 6  | 8   | 45  | TORONTO      | 17 | 0 | 0  | 0   | 2   |
| FLORIDA     | 19 | 1 | 2  | 3   | 12  | VANCOUVER    | 75 | 3 | 15 | 18  | 36  |
| LOS ANGELES | 45 | 4 | 3  | 7   | 26  | WASHINGTON   | 18 | 1 | 3  | 4   | 8   |
| MINNESOTA   | 10 | 0 | 0  | 0   | 6   | WINNIPEG     | 17 | 1 | 1  | 2   | 8   |

#### – NHL TOTALS –

| GP          | G         | A          | PTS        | PIM        |
|-------------|-----------|------------|------------|------------|
| <b>1041</b> | <b>30</b> | <b>141</b> | <b>171</b> | <b>473</b> |





# 17

# Wayne Simmonds

– RIGHT WING –

SIHM-muhnds, WAYN

**BIRTHDATE:** August 26, 1988 | **BIRTHPLACE:** Scarborough, Ontario  
**HEIGHT:** 6'2" | **WEIGHT:** 182 | **SHOOTS:** Right | **SEASON:** 9th NHL, 6th Flyers  
**ACQUIRED:** Trade from Los Angeles – June 23, 2011

## 2015-16

Recorded two goals and an assist Nov. 28 at NYR, his 18th career multi-goal game and first since Feb. 13, 2015... recorded a goal and an assist Dec. 1 at OTT... scored for the third consecutive game Dec. 5 at NJD... played a career-high 23:13 Jan. 2 at LAK... scored two goals Jan. 25 vs. BOS... scored two goals Feb. 2 vs. MTL... Led the team with a career-high 32 goals and was second on the team in points (32-28-60), tying his career high... Led the team in penalty minutes with 147... scored two goals, including the game-winner, and had eight shots in a 4-2 win over MTL... Had a three-point game (2G, 1A) two days later in a 6-3 win at NSH... Tallied two goals in a 5-3 victory over CGY on Feb. 29... Played in his 600th NHL game on Mar. 30 vs. WSH... Recorded a three-point game (2G, 1A), including the GWG, April 2 vs. OTT... scored two goals in the playoff-clinching 3-1 victory over PIT on Apr. 9.

## CAREER

**2014-15:** Appeared in 75 regular season games, recording a career-high 50 points... Led the team in goals (28)... Finished 5th on the team in assists (22)... Finished 4th on the team in points (50)... Finished 3rd on the team in PIM (66)... Led the team in power play goals (14)... Led the team in game-winning goals (6)... Finished third on the team in shots (188)... Led the team in face-off win percentage (80.0%)... Recorded a career high eight-game point-streak from Feb. 8-22... Played in his 500th game in the NHL on Jan. 31 vs. TOR... Reached 600 PIM in the NHL on Jan. 7 vs. OTT... Scored his 100th goal as a Flyer on March 25 vs. CHI... Recorded goals in three consecutive games from Oct. 9-14, including two consecutive two-goal games... Recorded two goals Oct. 11 vs. MTL, his 15th multi-goal game... Received second star honors after recording two goals and an assist Oct. 9 vs. NJD, his eighth career game of three points or more and his 14th career multi-goal game. **2013-14:** Recorded hat-trick in Game 6 of Eastern Conference Quarterfinals vs NYR on 4/29/14 ... Appeared in all 82 regular season games... Led the Flyers in goals (29)... Finished 3rd on the team in points (60), 2nd in PIM (106)... Ranked 3rd in the NHL and led the Flyers in power play goals (15)... Registered his 300th PIM as a Flyer on March 20 vs. DAL... Scored his 100th NHL goal on Feb. 1 at LAK... Recorded a five-game scoring streak from Jan. 14-22 (2G, 6A)... Had a goal and two assists, giving him his second consecutive multi-point game (Jan. 14, 16)... Recorded his 200th point in the NHL on Dec. 31 at CGY... Recorded a five-game scoring streak from Dec. 17-28 (7G, 2A)... Per the Elias Sports Bureau, became the third Flyer in franchise history to post three consecutive multi-goal games (Dec. 21, 23, 28)... Posted two goals and an assist on Dec. 23 vs. MIN, giving him consecutive two-goal games... Recorded his first two-goal game of the season on Dec. 21 at CBJ and his 100th point as a Flyer... Played his 400th game in the NHL on Dec. 15 at WSH... Recorded his 100th assist in the NHL on Dec. 7 at DAL... Reached 500 PIM in the NHL on Nov. 27 at TBL... Reached 200 PIM as a Flyer on Oct. 5 at MTL. **2012-13:** Finished second on the team in goals (15) and third in points (32)... Recorded six PPG, second-most on the team... Recorded his first career hat trick and 4-point game on April 20 vs. CAR... Posted a 3-game goal streak from Feb. 27 to March 5... Played his 100th game as a Flyer on Feb. 25 vs. TOR... Posted assists in four consecutive games from Feb. 18 to Feb. 23... Recorded 2 goals, 1 assist, 5 penalty minutes, and 1 hit in 11:43 at PIT on Feb. 20... Reached 400 career PIM on Jan. 27 at TBL... Posted 1 goal and 1 assist at NYR on Jan. 24. **2011-12:** Appeared in all 11 playoff games, registering six points (1G, 5A) along with 38 penalty minutes... Recipient of the Gene Hart Memorial Award... recorded career highs in goals (28) and points (49)... tied for second on the team in goals scored and fourth in overall scoring... One of three Flyers to appear in all 82 games... played in his 300th NHL game on Feb. 23rd at EDM... Recorded five goals in a span of five games (2/11/12-2/21/12)... set a career high with his 17th goal of the season on Feb. 11 vs. NYR... recorded a total of six goals and five assists for 11 points 10 games from Jan. 21 – Feb. 12... recorded his first career 3 point game (1G 2A) on Jan. 21 at NJD... scored the GWG vs. DAL on 12/21... scored goals in four consecutive games (12/8-12/15), including the GWG on 12/10 vs. TBL... also recorded 2 assists for a total of 6 points in four games... recorded his 100th point in the NHL on Nov. 13th at FLA... recorded first goal as a Flyer on October 8th at NJD. **2010-11:** Third on the Kings in penalty minutes and fifth in takeaways (30)... Two points (1G, 1A) and six hits April 2 vs. DAL... Second career two-goal game Feb. 24 vs. MIN... Played in 89 straight games (12/26/09-1/15/11) before missing a game Jan. 17 at DAL with a lower body injury... Played in his 200th NHL game Jan. 6 vs. Nashville... Recorded 5 points (3G, 2A) in four straight games (12/13-19)... First career two-goal game Oct. 21 at PHX... **2009-10:** Appeared in 78 games for the Kings... registering 40 points (16G, 24A) along with 116 PIM. **2008-09:** Played in 82 games for LAK... posting 9 goals, 14 assists for 23 points along with 73 PIM.



## STATISTICAL CAREER HIGHS

|                               | FLYERS                   | CAREER                   |
|-------------------------------|--------------------------|--------------------------|
| MOST GOALS (GAME)             | 3 (vs. CAR, 4/20/13)     | 3 (vs. CAR, 4/20/13)     |
| MOST ASSISTS (GAME)           | 2 (NINE TIMES)           | 2 (THIRTEEN TIMES)       |
| MOST POINTS (GAME)            | 4 (vs. CAR, 4/20/13)     | 4 (vs. CAR, 4/20/13)     |
| MOST GOALS (SEASON)           | 32 (2015-16)             | 32 (2015-16)             |
| MOST ASSISTS (SEASON)         | 31 (2013-14)             | 31 (2013-14)             |
| MOST POINTS (SEASON)          | 60 (2015-16)             | 60 (2015-16)             |
| LONGEST GOAL-SCORING STREAK   | 5 GAMES (3/26/12-4/3/12) | 5 GAMES (3/26/12-4/3/12) |
| LONGEST ASSIST-SCORING STREAK | 4 GAMES (THREE TIMES)    | 4 GAMES (THREE TIMES)    |
| LONGEST POINT-SCORING STREAK  | 8 GAMES 2/8/15-2/22/15   | 8 GAMES 2/8/15-2/22/15   |

## CAREER RECORD

| YEAR                 | TEAM                  | LEAGUE | REGULAR SEASON |            |            |            |            | PLAYOFFS  |          |          |           |           |
|----------------------|-----------------------|--------|----------------|------------|------------|------------|------------|-----------|----------|----------|-----------|-----------|
|                      |                       |        | GP             | G          | A          | PTS        | PIM        | GP        | G        | A        | PTS       | PIM       |
| 2006-07              | Owen Sound(a)         | OHL    | 66             | 23         | 26         | 49         | 112        | 4         | 1        | 1        | 2         | 4         |
| 2007-08              | Owen Sound            | OHL    | 29             | 17         | 22         | 39         | 43         | --        | --       | --       | --        | --        |
|                      | Sault Ste. Marie      | OHL    | 31             | 16         | 20         | 36         | 68         | 14        | 5        | 9        | 14        | 22        |
| 2008-09              | Los Angeles           | NHL    | 82             | 9          | 14         | 23         | 73         | --        | --       | --       | --        | --        |
| 2009-10              | Los Angeles           | NHL    | 78             | 16         | 24         | 40         | 116        | 6         | 2        | 1        | 3         | 9         |
| 2010-11              | Los Angeles(b)        | NHL    | 80             | 14         | 16         | 30         | 75         | 6         | 1        | 2        | 3         | 20        |
| 2011-12              | FLYERS                | NHL    | 82             | 28         | 21         | 49         | 114        | 11        | 1        | 5        | 6         | 38        |
| 2012-13              | Liberec Bili Tygri HC | Czech  | 6              | 4          | 2          | 6          | 16         | --        | --       | --       | --        | --        |
|                      | FLYERS                | NHL    | 45             | 15         | 17         | 32         | 82         | --        | --       | --       | --        | --        |
|                      | Crimmitschau ETC      | 2.GBun | 9              | 4          | 10         | 14         | 35         | --        | --       | --       | --        | --        |
| 2013-14              | FLYERS                | NHL    | 82             | 29         | 31         | 60         | 106        | 7         | 4        | 1        | 5         | 0         |
| 2014-15              | FLYERS                | NHL    | 75             | 28         | 22         | 50         | 66         | --        | --       | --       | --        | --        |
| 2015-16              | FLYERS                | NHL    | 81             | 32         | 28         | 60         | 147        | 6         | 0        | 2        | 2         | 13        |
| <b>NHL TOTALS</b>    |                       |        | <b>605</b>     | <b>171</b> | <b>173</b> | <b>344</b> | <b>779</b> | <b>30</b> | <b>8</b> | <b>9</b> | <b>17</b> | <b>67</b> |
| <b>FLYERS TOTALS</b> |                       |        | <b>365</b>     | <b>132</b> | <b>119</b> | <b>251</b> | <b>515</b> | <b>18</b> | <b>5</b> | <b>6</b> | <b>11</b> | <b>38</b> |

(a) Drafted by Los Angeles in the second round (61st overall) of the 2007 NHL Entry Draft.

(b) Traded to Philadelphia by Los Angeles with Brayden Schenn and Los Angeles' 2nd round choice (later traded to Dallas - Dallas selected Devin Shore) in 2012 Entry Draft for Mike Richards and the rights to Rob Bordson, June 23, 2011

## MISCELLANEOUS STATS

| YEAR                 | TEAM        | LEAGUE | REGULAR SEASON |          |           |             |             |            |           |             |              |          | PLAYOFFS |          |  |
|----------------------|-------------|--------|----------------|----------|-----------|-------------|-------------|------------|-----------|-------------|--------------|----------|----------|----------|--|
|                      |             |        | PP             | SH       | GW        | S           | S%          | +/-        | TF        | F%          | MIN          | PP       | SH       | GW       |  |
| 2008-09              | Los Angeles | NHL    | 2              | 0        | 2         | 127         | 7.1         | -8         | 25        | 36          | 13:50        | --       | --       | --       |  |
| 2009-10              | Los Angeles | NHL    | 0              | 0        | 2         | 127         | 12.6        | 22         | 10        | 30          | 14:28        | 0        | 0        | 0        |  |
| 2010-11              | Los Angeles | NHL    | 1              | 0        | 3         | 117         | 12          | -2         | 19        | 36.8        | 13:27        | 0        | 0        | 0        |  |
| 2011-12              | FLYERS      | NHL    | 11             | 0        | 4         | 197         | 14.2        | -1         | 17        | 41.2        | 15:54        | 1        | 0        | 0        |  |
| 2012-13              | FLYERS      | NHL    | 6              | 0        | 4         | 110         | 13.6        | -7         | 3         | 66.7        | 15:38        | --       | --       | --       |  |
| 2013-14              | FLYERS      | NHL    | 15             | 0        | 4         | 209         | 13.9        | -4         | 2         | 50          | 16:46        | 3        | 0        | 0        |  |
| 2014-15              | FLYERS      | NHL    | 14             | 0        | 6         | 188         | 14.9        | -5         | 5         | 80          | 16:48        | --       | --       | --       |  |
| 2015-16              | FLYERS      | NHL    | 13             | 0        | 5         | 229         | 14          | -7         | 7         | 71.4        | 17:14        | --       | --       | --       |  |
| <b>NHL TOTALS</b>    |             |        | <b>62</b>      | <b>0</b> | <b>30</b> | <b>1304</b> | <b>13.1</b> | <b>-12</b> | <b>88</b> | <b>43.2</b> | <b>15:30</b> | <b>4</b> | <b>0</b> | <b>0</b> |  |
| <b>FLYERS TOTALS</b> |             |        | <b>59</b>      | <b>0</b> | <b>23</b> | <b>933</b>  | <b>14.1</b> | <b>-24</b> | <b>27</b> | <b>55.9</b> | <b>16:33</b> | <b>4</b> | <b>0</b> | <b>0</b> |  |







## 17 | Wayne Simmonds

### CAREER STATS VS. NHL

| TEAM        | GP | G | A | PTS | PIM | TEAM         | GP | G  | A | PTS | PIM |
|-------------|----|---|---|-----|-----|--------------|----|----|---|-----|-----|
| ANAHEIM     | 25 | 9 | 5 | 14  | 42  | MONTREAL     | 19 | 7  | 3 | 10  | 43  |
| ARIZONA     | 26 | 6 | 6 | 12  | 18  | NASHVILLE    | 20 | 8  | 6 | 14  | 17  |
| BOSTON      | 21 | 5 | 6 | 11  | 33  | NEW JERSEY   | 27 | 10 | 7 | 17  | 43  |
| BUFFALO     | 19 | 4 | 7 | 11  | 21  | NY ISLANDERS | 26 | 4  | 8 | 12  | 24  |
| CALGARY     | 18 | 3 | 7 | 10  | 13  | NY RANGERS   | 28 | 11 | 7 | 18  | 65  |
| CAROLINA    | 20 | 9 | 7 | 16  | 33  | OTTAWA       | 18 | 9  | 7 | 16  | 18  |
| CHICAGO     | 19 | 3 | 5 | 8   | 21  | PHILADELPHIA | 5  | 1  | 1 | 2   | 0   |
| COLORADO    | 19 | 3 | 7 | 10  | 37  | PITTSBURGH   | 24 | 11 | 9 | 20  | 37  |
| COLUMBUS    | 26 | 9 | 5 | 14  | 38  | SAN JOSE     | 24 | 5  | 4 | 9   | 17  |
| DALLAS      | 23 | 7 | 6 | 13  | 28  | ST. LOUIS    | 18 | 5  | 5 | 10  | 14  |
| DETROIT     | 23 | 4 | 9 | 13  | 30  | TAMPA BAY    | 18 | 7  | 5 | 12  | 49  |
| EDMONTON    | 18 | 4 | 6 | 10  | 20  | TORONTO      | 19 | 6  | 6 | 12  | 21  |
| FLORIDA     | 18 | 2 | 5 | 7   | 23  | VANCOUVER    | 18 | 1  | 2 | 3   | 14  |
| LOS ANGELES | 7  | 2 | 2 | 4   | 4   | WASHINGTON   | 24 | 5  | 8 | 13  | 26  |
| MINNESOTA   | 19 | 5 | 8 | 13  | 19  | WINNIPEG     | 16 | 6  | 4 | 10  | 11  |

#### — NHL TOTALS —

| GP         | G          | A          | PTS        | PIM        |
|------------|------------|------------|------------|------------|
| <b>605</b> | <b>171</b> | <b>173</b> | <b>344</b> | <b>779</b> |





# 32 Mark Streit

– DEFENSE –  
STRIGHT, MAHRK

**BIRTHDATE:** December 11, 1977 | **BIRTHPLACE:** Bern, Switzerland  
**HEIGHT:** 5'11" | **WEIGHT:** 197 | **SHOOTS:** Left | **SEASON:** 11th NHL, 4th Flyers  
**ACQUIRED:** Trade from NY Islanders – June 12, 2013

## 2015-16:

Missed 19 games (Nov. 14 - Dec. 27) after surgery to repair a pubic plate displacement... Scored game-winning goal vs BOS (3-2) on Jan. 1.... Reached 400 points in the NHL on Feb. 27 tallying 3 assists in the team's 4-2 over ARI... Played 700th game in the NHL on Mar. 7 with the team's 4-2 win vs TBL... Played season high minutes (28:49) at FLA on Mar. 12.

## CAREER

**2014-15:** Appeared in 81 games... Finished 3rd on the team in assists (43) and points (52)... Led the team in average ice time (22:22)... Won the Barry Ashbee Trophy as the team's top defenseman and the Yanick Dupre Class Guy Memorial Award for illustrating character, dignity and respect for the sport both on and off the ice... Recorded four 4-game point streaks from Oct. 9-18, Dec. 3-11, Jan. 6-12, and Jan. 17-27... Played in his 600th game in the NHL on Dec. 11 vs. NJD... Played in his 100th game as a Flyer on Nov. 22 vs. CBJ. **2013-14:** Appeared in all 82 regular season games... Finished 3rd on the team in assists (34)... led all Flyers defensemen in goals, assists and points... Scored in consecutive games twice in December (15/17 and 30/31)... Scored a goal for his 300th career NHL point on Dec. 15 at WSH... Played his 500th game in the NHL on Oct. 24 vs. NYR. **2012-13:** Co-led the Islanders in playoff scoring with five points (2G, 3A) in their six-game ECQF series vs. Pittsburgh... Posted two goals and an assist in Game 4 vs. PIT on May 7... Had two assists in Game 2 at PIT on May 3... Appeared in all 48 regular season games for NYI... Scored a total of 27 points (6 goals, 21 assists)... Scored a goal and added 12 assists for 13 points in a 13-game stretch from March 28 to April 23 that helped NYI cement a playoff spot. **2011-12:** Led all NYI defensemen in goals (7), assists (40) and points (47) during his fourth season with NYI and his first season as team captain... Was 1 of 4 on NYI to appear in all 82 games (Moulson, Nielsen, Tavares)... Led NYI in average time on ice at 23:22... Finished 3rd on the team in power-play scoring with 23 points (3g/20a)... Named the 13th captain in NYI history on Sep. 21... Played in his 400th career NHL game on Jan. 7 at PHX... Had eight multi-point games, including one 3-point game (3a) on Jan. 10 vs. DET... Scored the 10,000th goal in NYI history on Feb. 9 vs. MTL... Had a 6-game point streak (1g/7a) from Mar. 11-24... **2010-11:** Missed the entire season due to a shoulder injury suffered during Training Camp... **2009-10:** Tied with John Tavares and Matt Moulson for the NYI lead in games played (82), marking the 1st time he accomplished the feat in his career... Led the team in assists (38), average time on ice (25:41), blocked shots (132), power-play goals among defensemen (9), power-play assists among defensemen (13) and power-play points among defensemen (22) in his second season with the Islanders... Among NHL defensemen, finished tied for 12th in points (46), tied for 9th in goals (11), tied for 2nd in power-play goals... Assisted on Josh Bailey's overtime goal on March 27 against the CBJ, where he played a career-high 32:29... Had three 4-game point streaks: Nov. 7-14 (2g/3a), Jan. 9-18 (3g/2a), March 25 - April 1 (1g/4a)... Scored his 200th NHL point on March 6 vs. BOS (assist)... Played in his 300th NHL game on Nov. 16 at BOS... Served as 1 of 4 assistant captains along with Kyle Okposo, Brendan Witt and Richard Park... **2008-09:** Led NYI in games played (74), assists (40), points (56), power-play goals (10), power-play assists (19), power-play points (29) and average time on ice (25:13) during his 1st season at NYI... Established career highs in goals (16), power-play goals, plus/minus (+6), shooting percentage (10.7%), average time on ice and penalty minutes (62)... Among NHL defensemen, finished tied for 5th in goals, tied for 9th in assists, 7th in points, tied for 4th in power-play goals, tied for 6th in power-play points and 9th in average time on ice... Became the 1st NYI defenseman to lead the team in scoring since 1976-77 (Denis Potvin: 25-55-80) and the 1st NYI defenseman to record 50 or more points in a season since 1993-94 (Vladimir Malakhov: 10-47-57)... Represented NYI at the 2009 NHL All-Star Game, recording 2 assists and a plus-3 rating... Became the 1st Swiss-born NHL player named to the All-Star Game... Recorded points in five consecutive games from Oct. 23 - Nov. 1 (4g/3a) and recorded a team-high 5-game assist streak from Dec. 27 - Jan. 3 (5a)... Recorded his 100th NHL assist and tied a career high with three assists on Dec. 16 vs. WSH... Named the Islanders nominee for the Masterton Trophy, which is awarded to the player who best exemplifies the qualities of perseverance, sportsmanship and dedication to hockey... **2007-08:** Tied for 3rd among NHL defensemen in scoring with 62 points, tied for 7th in goals with 13 and ranked 4th in assists with 49... Posted career bests in goals, assists and points... Tied for 2nd among NHL defensemen in power-play scoring with 34 points and was 4th in assists with 27 during his third season with MTL... Tied for 11th in the NHL in points on the power play and tied for seventh in power-play assists... Was third among league defensemen in points-per-game with .77... Finished 3rd on MTL in scoring, 1st among defensemen, and tied for the club lead in assists... Was 2nd on MTL in power-play scoring and helped the club to an NHL-best power play... Finished the season on a career-high 7-game scoring streak (1g/9a)... Scored his 100th NHL point (1a) on Mar. 20 at BOS... Played in his 200th NHL game on Mar. 22 vs. BOS... **2006-07:** Finished 8th on MTL in scoring with 35 points and 7th in assists with 26 during his second NHL season... Tied for 7th on MTL in power-play scoring with 14 points (7g/7a)... Named the MTL candidate for the Bill Masterton Trophy, an award given for perseverance in hockey... **2005-06:** Made his NHL debut on Oct. 8 at TOR and recorded his 1st NHL point/assist... Scored his 1st NHL



goal and posted his 1st multi-point game on Jan. 14 vs. SJS...Finished his rookie season with 11 points (2g/9a) in 48 games with MTL... **2004-05:** Named the Best Defenseman in the Swiss League...Helped guide the Zurich Lions to the Swiss League Finals for a 2nd straight season...Finished 3rd on the team, 1st among defensemen, in scoring with 43 points (14g/29a) in 44 games...Tied for 9th in the league and 2nd among defensemen in assists... **2003-04:** Ranked 2nd among all Swiss League defensemen and ranked 3rd on Zurich in points with 23 (4g/19a)... **2002-03:** Finished 5th on Swiss League-leading Zurich in assists with 19, while also posting 4 goals for 23 points in 37 games... **2001-02:** Finished 6th on Zurich in points with 23 and assists with 17 in 28 games... **2000-01:** Returned to the Swiss League with Zurich after spending a season in North America, notching 16 points (5g/11a) in 44 games... **1999-00:** Split the season between Springfield of the AHL, Tallahassee of the ECHL and Utah of the IHL... **1998-99:** Finished 6th on Davos of the Swiss League with 18 assists, while also adding 7 goals in 44 games... **1997-98:** Played in 38 games with Davos, recording 4 goals and 10 assists for 14 points... **1996-97:** Recorded 11 points (2g/9a) in his 1st season with Davos... **1995-96:** Played with Fribourg-Gotteron (Swiss) as an 18-year-old.

## STATISTICAL CAREER HIGHS

|                               | FLYERS                   | CAREER                     |
|-------------------------------|--------------------------|----------------------------|
| MOST GOALS (GAME)             | 1 (19 TIMES)             | 2 (TWO TIMES)              |
| MOST ASSISTS (GAME)           | 3 (FOUR TIMES)           | 3 (SIX TIMES)              |
| MOST POINTS (GAME)            | 3 (THREE TIMES)          | 3 (13 TIMES)               |
| MOST GOALS (SEASON)           | 10 (2013-14)             | 16 (2008-09)               |
| MOST ASSISTS (SEASON)         | 43 (2014-15)             | 49 (2007-08)               |
| MOST POINTS (SEASON)          | 52 (2014-15)             | 62 (2007-08)               |
| LONGEST GOAL-SCORING STREAK   | 2 GAMES (FIVE TIMES)     | 2 GAMES (11 TIMES)         |
| LONGEST ASSIST-SCORING STREAK | 6 GAMES (4/5/14-4/13/14) | 9 GAMES (3/20/08-10/11/08) |
| LONGEST POINT-SCORING STREAK  | 6 GAMES (4/5/14-4/13/14) | 9 GAMES (3/20/08-10/11/08) |



## CAREER RECORD

| YEAR                 | TEAM              | LEAGUE  | REGULAR SEASON |           |            |            |            | PLAYOFFS  |          |          |           |           |
|----------------------|-------------------|---------|----------------|-----------|------------|------------|------------|-----------|----------|----------|-----------|-----------|
|                      |                   |         | GP             | G         | A          | PTS        | PIM        | GP        | G        | A        | PTS       | PIM       |
| 1995-96              | Fribourg-Gotteron | Swiss-A | 33             | 2         | 2          | 4          | 6          | 5         | 1        | 0        | 1         | 2         |
| 1996-97              | Davos             | Swiss-A | 46             | 2         | 9          | 11         | 18         | --        | --       | --       | --        | --        |
| 1997-98              | Davos             | Swiss-A | 38             | 4         | 10         | 14         | 14         | 12        | 4        | 6        | 10        | 51        |
| 1998-99              | Davos             | Swiss-A | 44             | 7         | 18         | 25         | 42         | 20        | 14       | 30       | 44        | 33        |
| 1999-00              | Springfield       | AHL     | 43             | 3         | 12         | 15         | 18         | 5         | 0        | 0        | 0         | 2         |
|                      | Tallahassee       | ECHL    | 14             | 0         | 5          | 5          | 16         | --        | --       | --       | --        | --        |
| 2000-01              | Utah              | IHL     | 1              | 0         | 1          | 1          | 2          | --        | --       | --       | --        | --        |
|                      | Zurich            | Swiss-A | 44             | 5         | 11         | 16         | 48         | 16        | 2        | 5        | 7         | 37        |
| 2001-02              | Zurich            | Swiss-A | 28             | 7         | 16         | 23         | 36         | 5         | 0        | 1        | 1         | 7         |
| 2002-03              | Zurich            | Swiss-A | 37             | 4         | 20         | 24         | 62         | --        | --       | --       | --        | --        |
| 2003-04              | Zurich            | Swiss-A | 48             | 12        | 24         | 36         | 78         | 13        | 5        | 2        | 7         | 14        |
| 2004-05              | Zurich            | Swiss-A | 44             | 14        | 29         | 43         | 46         | 15        | 4        | 11       | 15        | 20        |
| 2005-06              | Montreal          | NHL (a) | 48             | 2         | 9          | 11         | 28         | 1         | 0        | 0        | 0         | 0         |
| 2006-07              | Montreal          | NHL     | 76             | 10        | 26         | 36         | 14         | --        | --       | --       | --        | --        |
| 2007-08              | Montreal          | NHL     | 81             | 13        | 49         | 62         | 28         | 11        | 1        | 3        | 4         | 8         |
| 2008-09              | NY Islanders      | NHL     | 74             | 16        | 40         | 56         | 62         | --        | --       | --       | --        | --        |
| 2009-10              | NY Islanders      | NHL     | 82             | 11        | 38         | 49         | 48         | --        | --       | --       | --        | --        |
| 2011-12              | NY Islanders      | NHL     | 82             | 7         | 40         | 47         | 46         | --        | --       | --       | --        | --        |
| 2012-13              | Bern              | Swiss-A | 32             | 7         | 19         | 26         | 30         | --        | --       | --       | --        | --        |
|                      | NY Islanders      | NHL (b) | 48             | 6         | 21         | 27         | 22         | 6         | 2        | 3        | 5         | 4         |
| 2013-14              | FLYERS            | NHL     | 82             | 10        | 34         | 44         | 44         | 7         | 1        | 2        | 3         | 0         |
| 2014-15              | FLYERS            | NHL     | 81             | 9         | 43         | 52         | 36         | --        | --       | --       | --        | --        |
| 2015-16              | FLYERS            | NHL     | 62             | 6         | 17         | 23         | 18         | 6         | 0        | 1        | 1         | 6         |
| <b>NHL Totals</b>    |                   |         | <b>716</b>     | <b>90</b> | <b>317</b> | <b>407</b> | <b>346</b> | <b>25</b> | <b>4</b> | <b>8</b> | <b>12</b> | <b>12</b> |
| <b>FLYERS Totals</b> |                   |         | <b>225</b>     | <b>25</b> | <b>94</b>  | <b>119</b> | <b>98</b>  | <b>7</b>  | <b>1</b> | <b>2</b> | <b>3</b>  | <b>0</b>  |

(a) Selected by Montreal in the 9th round (262nd overall) of the 2004 NHL Entry Draft

(b) Signed as a free agent by NY Islanders, July 1, 2008

(c) Traded to Philadelphia by NY Islanders for Shane Harper and Philadelphia's 4th round pick (Devon Toews) in 2014 Entry Draft, June 12, 2013

## MISCELLANEOUS STATS

| YEAR                 | TEAM         | LEAGUE | REGULAR SEASON |          |           |             |            |            |           |           |              |          | PLAYOFFS |          |  |
|----------------------|--------------|--------|----------------|----------|-----------|-------------|------------|------------|-----------|-----------|--------------|----------|----------|----------|--|
|                      |              |        | PP             | SH       | GW        | S           | S%         | +/-        | TF        | F%        | MIN          | PP       | SH       | GW       |  |
| 2005-06              | Montreal     | NHL    | 2              | 0        | 0         | 52          | 3.8        | -6         | --        | --        | 14:36        | 0        | 0        | 0        |  |
| 2006-07              | Montreal     | NHL    | 2              | 1        | 1         | 102         | 9.8        | -5         | --        | --        | 14:01        | --       | --       | --       |  |
| 2007-08              | Montreal     | NHL    | 7              | 0        | 3         | 165         | 7.9        | -6         | --        | --        | 17:31        | 0        | 0        | 0        |  |
| 2008-09              | NY Islanders | NHL    | 10             | 1        | 1         | 150         | 10.7       | 5          | --        | --        | 1:13         | --       | --       | --       |  |
| 2009-10              | NY Islanders | NHL    | 9              | 0        | 2         | 187         | 5.9        | 0          | --        | --        | 1:42         | --       | --       | --       |  |
| 2011-12              | NY Islanders | NHL    | 3              | 0        | 1         | 149         | 4.7        | -27        | --        | --        | 23:23        | --       | --       | --       |  |
| 2012-13              | NY Islanders | NHL    | 3              | 0        | 1         | 83          | 7.2        | -14        | --        | --        | 23:21        | 1        | 0        | 0        |  |
| 2013-14              | FLYERS       | NHL    | 4              | 0        | 2         | 121         | 8.3        | 3          | --        | --        | 20:38        | 1        | 0        | 0        |  |
| 2014-15              | FLYERS       | NHL    | 4              | 0        | 0         | 144         | 6.3        | -8         | --        | --        | 22:22        | --       | --       | --       |  |
| 2015-16              | FLYERS       | NHL    | 2              | 0        | 1         | 110         | 5.5        | -1         | --        | --        | 21:52        | --       | --       | --       |  |
| <b>NHL TOTALS</b>    |              |        | <b>46</b>      | <b>2</b> | <b>12</b> | <b>1263</b> | <b>7.1</b> | <b>-59</b> | <b>--</b> | <b>--</b> | <b>21:02</b> | <b>2</b> | <b>0</b> | <b>0</b> |  |
| <b>FLYERS TOTALS</b> |              |        | <b>10</b>      | <b>0</b> | <b>3</b>  | <b>375</b>  | <b>6.7</b> | <b>-6</b>  | <b>--</b> | <b>--</b> | <b>21:36</b> | <b>1</b> | <b>0</b> | <b>0</b> |  |





## 32 | Mark Streit

### CAREER STATS VS. NHL

| TEAM        | GP | G | A  | PTS | PIM | TEAM         | GP | G | A  | PTS | PIM |
|-------------|----|---|----|-----|-----|--------------|----|---|----|-----|-----|
| ANAHEIM     | 10 | 1 | 5  | 6   | 8   | MONTREAL     | 23 | 4 | 6  | 10  | 20  |
| ARIZONA     | 11 | 1 | 7  | 8   | 4   | NASHVILLE    | 10 | 2 | 3  | 5   | 2   |
| BOSTON      | 43 | 2 | 29 | 31  | 22  | NEW JERSEY   | 44 | 4 | 13 | 17  | 16  |
| BUFFALO     | 43 | 6 | 27 | 33  | 16  | NY ISLANDERS | 21 | 4 | 12 | 16  | 4   |
| CALGARY     | 11 | 2 | 4  | 6   | 6   | NY RANGERS   | 42 | 8 | 13 | 21  | 20  |
| CAROLINA    | 36 | 5 | 16 | 21  | 32  | OTTAWA       | 44 | 4 | 10 | 14  | 18  |
| CHICAGO     | 12 | 2 | 7  | 9   | 4   | PHILADELPHIA | 29 | 4 | 13 | 17  | 18  |
| COLORADO    | 11 | 1 | 6  | 7   | 2   | PITTSBURGH   | 47 | 6 | 24 | 30  | 28  |
| COLUMBUS    | 18 | 1 | 8  | 9   | 14  | SAN JOSE     | 9  | 2 | 4  | 6   | 6   |
| DALLAS      | 11 | 2 | 5  | 7   | 4   | ST. LOUIS    | 10 | 0 | 4  | 4   | 4   |
| DETROIT     | 14 | 1 | 11 | 12  | 2   | TAMPA BAY    | 33 | 4 | 19 | 23  | 14  |
| EDMONTON    | 10 | 0 | 5  | 5   | 14  | TORONTO      | 41 | 3 | 18 | 21  | 16  |
| FLORIDA     | 33 | 6 | 8  | 14  | 8   | VANCOUVER    | 10 | 1 | 0  | 1   | 4   |
| LOS ANGELES | 10 | 1 | 3  | 4   | 6   | WASHINGTON   | 38 | 8 | 18 | 26  | 12  |
| MINNESOTA   | 12 | 2 | 5  | 7   | 8   | WINNIPEG     | 30 | 3 | 14 | 17  | 14  |

#### – NHL TOTALS –

| GP         | G         | A          | PTS        | PIM        |
|------------|-----------|------------|------------|------------|
| <b>716</b> | <b>90</b> | <b>317</b> | <b>407</b> | <b>346</b> |





# 76 | Chris VandeVelde

– CENTER –

Van-duh-VEHL-dee, KRIHS

**BIRTHDATE:** March 15, 1987 | **BIRTHPLACE:** Moorhead, MN

**HEIGHT:** 6'2" | **WEIGHT:** 205 | **SHOOTS:** Left | **SEASON:** 7th NHL, 4th Flyers

**ACQUIRED:** Free Agent – signed December 12, 2013

## 2015-16

Appeared in a career-high 79 games... scored his first career playoff goal, an empty-netter, in Game 5 vs. WSH... recorded his first career shorthanded goal Dec. 21 vs STL, starting a comeback from a 3-0 deficit that ended up to be a 4-3 win... recorded five hits Nov. 12 vs. WSH... scored first goal of the season Oct. 21 vs. BUF.

## CAREER

**2014-15:** Appeared in 72 games... Recorded a career high in goals (9), assists (6), and points (15)... Won the Pelle Lindbergh Memorial Trophy as the team's most improved player as voted by his teammates... Recorded a 3-game scoring streak from Jan. 17-20... Scored his first goal as a Flyer on Oct. 28 vs. Los Angeles, his first NHL goal since March 25, 2012 when he scored for Edmonton vs. Columbus. **2013-14:** Appeared in a total of 18 games for the Flyers, recording one assist... loaned to Adirondack on March 13... recalled from Adirondack on March 11... posted assists in three straight games from March 2-8... loaned to Adirondack on Jan. 29... made his Flyers debut on Dec. 12 vs. Montreal, playing 5:36... signed a two-way NHL contract with the Flyers on Dec. 12 after posting seven goals and six assists for 13 points in 23 games with Adirondack... scored three goals in a four-game span, Nov. 2-10... signed AHL contract with Adirondack on Sept. 13. **2012-13:** Appeared in 11 games with Edmonton... spent most of season with Oklahoma City (AHL), recording seven goals and 13 assists in 57 games... posted two goals and two assists in 17 playoff games to help Barons reach AHL's Western Conference Finals... concluded regular season with consecutive two-goal games vs. Abbotsford April 20 and Houston April 21. **2011-12:** Scored first NHL goal March 25, 2012 at Columbus against Steve Mason in a 6-3 Edmonton win... scored six goals in 14 playoff games, helping Barons reach AHL's Western Conference Finals... recorded a career-high three-point game with a goal and two assists Oct. 15 vs. Texas. **2010-11:** Opened season with the Barons and played the entire season in the AHL until promoted from Edmonton Mar. 17 until the end of the regular season... Returned to OKC for the Calder Cup playoffs... scored in three consecutive games March 10-12 right before his promotion... recorded first career two-goal game Nov. 5 vs. Texas... scored first professional goal Oct. 17 at Houston. **2009-10:** Made AHL debut late in the 2009-10 season (2 games) after signing an Amateur Tryout contract with Edmonton following his final collegiate season. **College:** Played four seasons at the University of North Dakota (2007-10)... Named the University of North Dakota's Male Athlete of the Year his senior season, 2009-10.



## STATISTICAL CAREER HIGHS

|                               | FLYERS        | CAREER        |
|-------------------------------|---------------|---------------|
| MOST GOALS (GAME)             | 1 (12 TIMES)  | 1 (12 TIMES)  |
| MOST ASSISTS (GAME)           | 1 (21 TIMES)  | 1 (21 TIMES)  |
| MOST POINTS (GAME)            | 2 (TWO TIMES) | 2 (TWO TIMES) |
| MOST GOALS (SEASON)           | 9 (2014-15)   | 9 (2014-15)   |
| MOST ASSISTS (SEASON)         | 12 (2015-16)  | 12 (2015-16)  |
| MOST POINTS (SEASON)          | 15 (2014-15)  | 15 (2014-15)  |
| LONGEST GOAL-SCORING STREAK   | THREE GAMES   | THREE GAMES   |
| LONGEST ASSIST-SCORING STREAK | N/A           | N/A           |
| LONGEST POINT-SCORING STREAK  | THREE GAMES   | THREE GAMES   |

## CAREER RECORD

| YEAR    | TEAM                 | LEAGUE | REGULAR SEASON |           |           |           |            |           |          | PLAYOFFS |           |           |  |  |
|---------|----------------------|--------|----------------|-----------|-----------|-----------|------------|-----------|----------|----------|-----------|-----------|--|--|
|         |                      |        | GP             | G         | A         | PTS       | PIM        | GP        | G        | A        | PTS       | PIM       |  |  |
| 2004-05 | Lincoln              | USHL   | 7              | 1         | 4         | 5         | 0          | 4         | 0        | 2        | 2         | 0         |  |  |
| 2005-06 | Lincoln              | USHL   | 56             | 16        | 20        | 36        | 70         | 9         | 1        | 3        | 4         | 10        |  |  |
| 2006-07 | North Dakota         | WCHA   | 38             | 3         | 6         | 9         | 37         | --        | --       | --       | --        | --        |  |  |
| 2007-08 | North Dakota         | WCHA   | 43             | 15        | 17        | 32        | 38         | --        | --       | --       | --        | --        |  |  |
| 2008-09 | North Dakota         | WCHA   | 43             | 18        | 17        | 35        | 69         | --        | --       | --       | --        | --        |  |  |
| 2009-10 | North Dakota         | WCHA   | 42             | 16        | 25        | 41        | 22         | --        | --       | --       | --        | --        |  |  |
|         | Springfield          | AHL    | 2              | 0         | 1         | 1         | 0          | --        | --       | --       | --        | --        |  |  |
| 2010-11 | Oklahoma City        | AHL    | 67             | 12        | 4         | 16        | 45         | 6         | 1        | 0        | 1         | 6         |  |  |
|         | Edmonton             | NHL    | 12             | 0         | 2         | 2         | 12         | --        | --       | --       | --        | --        |  |  |
| 2011-12 | Oklahoma City        | AHL    | 68             | 7         | 16        | 23        | 33         | 14        | 6        | 0        | 6         | 10        |  |  |
|         | Edmonton             | NHL    | 5              | 1         | 0         | 1         | 2          | --        | --       | --       | --        | --        |  |  |
| 2012-13 | Oklahoma City        | AHL    | 57             | 7         | 13        | 20        | 27         | 17        | 2        | 2        | 4         | 10        |  |  |
|         | Edmonton             | NHL    | 11             | 0         | 0         | 0         | 4          | --        | --       | --       | --        | --        |  |  |
| 2013-14 | PHANTOMS             | AHL    | 41             | 10        | 14        | 24        | 27         | --        | --       | --       | --        | --        |  |  |
|         | FLYERS               | NHL    | 18             | 0         | 1         | 1         | 6          | --        | --       | --       | --        | --        |  |  |
| 2014-15 | FLYERS               | NHL    | 72             | 9         | 6         | 15        | 28         | --        | --       | --       | --        | --        |  |  |
|         | PHANTOMS             | AHL    | 1              | 2         | 0         | 2         | 0          | --        | --       | --       | --        | --        |  |  |
| 2015-16 | FLYERS               | NHL    | 79             | 2         | 12        | 14        | 27         | 6         | 1        | 0        | 1         | 0         |  |  |
|         | <b>NHL TOTALS</b>    |        | <b>197</b>     | <b>12</b> | <b>21</b> | <b>33</b> | <b>79</b>  | <b>6</b>  | <b>1</b> | <b>0</b> | <b>1</b>  | <b>0</b>  |  |  |
|         | <b>AHL TOTALS</b>    |        | <b>235</b>     | <b>36</b> | <b>48</b> | <b>84</b> | <b>132</b> | <b>37</b> | <b>9</b> | <b>2</b> | <b>11</b> | <b>26</b> |  |  |
|         | <b>FLYERS TOTALS</b> |        | <b>169</b>     | <b>11</b> | <b>19</b> | <b>30</b> | <b>61</b>  | <b>6</b>  | <b>1</b> | <b>0</b> | <b>1</b>  | <b>0</b>  |  |  |

(a) Signed as a free agent by Philadelphia, December 12, 2013

## MISCELLANEOUS STATS

| YEAR    | TEAM                 | LEAGUE | REGULAR SEASON |          |          |            |            |            |            |             |              |          | PLAYOFFS |          |  |
|---------|----------------------|--------|----------------|----------|----------|------------|------------|------------|------------|-------------|--------------|----------|----------|----------|--|
|         |                      |        | PP             | SH       | GW       | S          | S%         | +/-        | TF         | F%          | MIN          | PP       | SH       | GW       |  |
| 2010-11 | Edmonton             | NHL    | 0              | 0        | 0        | 16         | 0          | -6         | 159        | 52.8        | 17:17        | --       | --       | --       |  |
| 2011-12 | Edmonton             | NHL    | 0              | 0        | 0        | 1          | 100        | 2          | 40         | 45          | 9:52         | --       | --       | --       |  |
| 2012-13 | Edmonton             | NHL    | 0              | 0        | 0        | 7          | 0          | -3         | 44         | 47.7        | 7:03         | --       | --       | --       |  |
| 2013-14 | FLYERS               | NHL    | 0              | 0        | 0        | 8          | 0          | -3         | 40         | 40          | 7:44         | --       | --       | --       |  |
| 2014-15 | FLYERS               | NHL    | 0              | 0        | 0        | 70         | 12.9       | -6         | 56         | 37.5        | 11:43        | --       | --       | --       |  |
| 2015-16 | FLYERS               | NHL    | 0              | 1        | 0        | 77         | 2.6        | -7         | 21         | 28.6        | 13:33        | 0        | 0        | 0        |  |
|         | <b>NHL TOTALS</b>    |        | <b>0</b>       | <b>1</b> | <b>0</b> | <b>155</b> | <b>6.7</b> | <b>-23</b> | <b>339</b> | <b>46.1</b> | <b>12:07</b> | <b>0</b> | <b>0</b> | <b>0</b> |  |
|         | <b>FLYERS TOTALS</b> |        | <b>0</b>       | <b>1</b> | <b>0</b> | <b>179</b> | <b>7.1</b> | <b>-16</b> | <b>96</b>  | <b>36.8</b> | <b>12:09</b> | <b>0</b> | <b>0</b> | <b>0</b> |  |





## 76 | Chris VandeVelde

### CAREER STATS VS. NHL

| TEAM        | GP | G | A | PTS | PIM | TEAM         | GP | G | A | PTS | PIM |
|-------------|----|---|---|-----|-----|--------------|----|---|---|-----|-----|
| ANAHEIM     | 5  | 0 | 0 | 0   | 2   | MONTREAL     | 7  | 0 | 1 | 1   | 2   |
| ARIZONA     | 7  | 0 | 0 | 0   | 4   | NASHVILLE    | 6  | 0 | 0 | 0   | 2   |
| BOSTON      | 6  | 1 | 1 | 2   | 0   | NEW JERSEY   | 9  | 0 | 2 | 2   | 6   |
| BUFFALO     | 7  | 2 | 0 | 2   | 0   | NY ISLANDERS | 7  | 2 | 0 | 2   | 0   |
| CALGARY     | 6  | 0 | 0 | 0   | 2   | NY RANGERS   | 9  | 0 | 1 | 1   | 6   |
| CAROLINA    | 10 | 1 | 0 | 1   | 6   | OTTAWA       | 6  | 0 | 0 | 0   | 0   |
| CHICAGO     | 5  | 0 | 0 | 0   | 6   | PHILADELPHIA | 0  | 0 | 0 | 0   | 0   |
| COLORADO    | 7  | 0 | 1 | 1   | 4   | PITTSBURGH   | 7  | 1 | 0 | 1   | 8   |
| COLUMBUS    | 11 | 1 | 1 | 2   | 2   | SAN JOSE     | 4  | 0 | 0 | 0   | 5   |
| DALLAS      | 6  | 0 | 0 | 0   | 0   | ST. LOUIS    | 6  | 1 | 1 | 2   | 0   |
| DETROIT     | 8  | 0 | 2 | 2   | 4   | TAMPA BAY    | 7  | 1 | 1 | 2   | 2   |
| EDMONTON    | 4  | 0 | 1 | 1   | 0   | TORONTO      | 5  | 0 | 1 | 1   | 0   |
| FLORIDA     | 5  | 0 | 0 | 0   | 2   | VANCOUVER    | 7  | 0 | 1 | 1   | 2   |
| LOS ANGELES | 7  | 1 | 0 | 1   | 0   | WASHINGTON   | 10 | 0 | 3 | 3   | 4   |
| MINNESOTA   | 9  | 0 | 3 | 3   | 10  | WINNIPEG     | 4  | 1 | 1 | 2   | 0   |

#### – NHL TOTALS –

| GP         | G         | A         | PTS       | PIM       |
|------------|-----------|-----------|-----------|-----------|
| <b>197</b> | <b>12</b> | <b>21</b> | <b>33</b> | <b>79</b> |







# 93 | Jakob Voracek

– RIGHT WING –

VOHR-rah-chehk, YA-kuhb

**BIRTHDATE:** August 15, 1989 | **BIRTHPLACE:** Kladno, Czech Republic

**HEIGHT:** 6'2" | **WEIGHT:** 214 | **SHOOTS:** Left | **SEASON:** 9th NHL, 6th Flyers

**ACQUIRED:** Trade from Columbus – June 23, 2011

## 2015-16

Snapped a long goal-scoring drought with OT GWG Nov. 14 at CAR... recorded six-game scoring streak Dec. 11-27... recorded 1G, 2A and 7 shots Dec. 15 vs. CAR... recorded 1G, 1A Jan. 21 at PIT... recorded 3A Feb. 2 vs. MTL... Had eight points in four games from Jan. 27th - Feb. 6th... Missed nine games due to a lower body injury (Feb. 27th - Mar. 16th). Recorded seven points in his last 13 games after returning from his lower body injury.

## CAREER

**2014-15:** Appeared in all 82 games, his third consecutive perfect season... Led the team in points (82) and assists (59) while finishing third in goals (22)... assist total was second-most in the NHL, and also finished fourth in the league in points... Won the Bobby Clarke Trophy as team MVP for the second time in three seasons as well as the Gene Hart Memorial Award... made his first career All-Star appearance when he represented the Flyers at the 2015 Bridgestone NHL All-Star Weekend... Played his 500th NHL game on Jan. 31 vs. TOR... Participated in his second career NHL fight Jan. 20 vs. PIT... Reached 200 points as a Flyer on Dec. 23 at MIN... Tied a career high with four assists on Dec. 20 at TOR... Recorded his 300th point in the NHL on Oct. 25 vs. DET... Became only the sixth Flyer in team history to record 10 multi-point games over the first 19 games of the season, joining Peter Forsberg, Brian Propp, Tim Kerr, Mark Recchi and Bobby Clarke... Recorded a career-high 10-game scoring streak from Oct. 22 - Nov. 15... Recorded a three-point night, 1G, 2A in a 6-5 OTW at Dallas on Oct. 18... Became the first Flyer in three years (Chris Pronger, 2011) to record at least a point in each of the team's first five games of the season. **2013-14:** Finished 2nd on the team in points (62), 3rd in goals (23), 2nd in assists (39)... Appeared in all 82 games... Played his 200th game as a Flyer on March 30 vs. BOS... Registered his 100th NHL goal on March 26 at NYR... Won the Yanick Dupre Class Guy Memorial Award for the Flyer who best illustrates character, dignity and respect for the sport on and off the ice... Picked up his third multi-goal game of the season on Jan. 11 vs. TBL... Recorded a career-high nine-game scoring streak (6-9-15) from Dec. 9-28... Recorded three points (1G, 2A) in the third period on Dec. 19 vs. CBJ, the third time in his career he's had three points in a period... Reached his 400th game in the NHL on Dec. 15 at WSH... Reached 100 points as a Flyer on Nov. 9... Recorded a five-game scoring streak (Nov. 9-19) (2G, 4A). **2012-13:** Received the Bobby Clarke Trophy as the team's most valuable player... also won the Pelle Lindbergh Memorial Trophy as the Flyers' most improved player from the previous season, as voted by his teammates... Was one of only two Flyers to appear in all 48 regular season games... scored a career-high 22 goals, which led the Flyers and was 9th in the league... was second on the team and 18th in the league in points with 46 (22G, 24A)... Led the team and was 13th in the league with 8 PPG... Recorded his first NHL fight, along with a career-high 19 penalty minutes vs. WSH on March 31... Posted a career-high 4 assists at NYI on Feb. 18... Had a 3-game goal streak from March 2-7... Posted a 6-game point streak from Feb. 16-25... played his 100th game as a Flyer on Feb. 27 vs. WSH... Picked up 3 assists in a 5-3 win vs. WPG on Feb. 23, giving him 12 points over a 5-game span, making him the first Flyer since Peter Forsberg in 2005 to have 12 or more points in a 5-game stretch... Recorded 200th NHL point and first NHL hat trick on Feb. 20 at PIT. **2011-12 : Playoffs:** Appeared in 11 playoff games, registering 10 points (2G, 8A) along with 8 penalty minutes ... Recorded GWG April 11 vs. PIT... **Regular Season:** Played in his 300th NHL game on Feb. 23 at EDM... recorded 2 assists vs. OTT on Jan. 7, including 1 to set up Danny Briere's GWG in overtime... was plus-3 Nov. 25 vs. MTL... posted a 3-point night (1G 2A) Nov. 5 vs. CBJ... scored GWG Oct. 6 at BOS in 1st game as a Flyer. **2010-11:** After being a healthy scratch Dec. 27-30, he had 8-17-25 in the 44 games past compared to 1-5-6 the 15 games prior to the scratches. CBJ was 9-1-3 when he scored a goal, 22-6-7 when he notched a point; is 19-5-3 all-time when he notched a multi-point game. **2009-10:** Appeared in 81 games for CBJ... posted 50 points (16G, 34A) along with 26 PIM. **2008-09:** Played 80 games for CBJ... registered 38 points (9G, 29A) and 44 PIM.



## STATISTICAL CAREER HIGHS

|                               | FLYERS               | CAREER               |
|-------------------------------|----------------------|----------------------|
| MOST GOALS (GAME)             | 3 (vs. PIT, 2/20/13) | 3 (vs. PIT, 2/20/13) |
| MOST ASSISTS (GAME)           | 4 (TWO TIMES)        | 4 (TWO TIMES)        |
| MOST POINTS (GAME)            | 4 (TWO TIMES)        | 4 (TWO TIMES)        |
| MOST GOALS (SEASON)           | 23 (2013-14)         | 23 (2013-14)         |
| MOST ASSISTS (SEASON)         | 59 (2014-15)         | 59 (2014-15)         |
| MOST POINTS (SEASON)          | 81 (2014-15)         | 81 (2014-15)         |
| LONGEST GOAL-SCORING STREAK   | 3 GAMES (FOUR TIMES) | 3 GAMES (SIX TIMES)  |
| LONGEST ASSIST-SCORING STREAK | 5 GAMES (FIVE TIMES) | 5 GAMES (FIVE TIMES) |
| LONGEST POINT-SCORING STREAK  | 10 GAMES (2 TIMES)   | 10 GAMES (TWO TIMES) |

## CAREER RECORD

| YEAR                 | TEAM        | LEAGUE | REGULAR SEASON |            |            |            |            | PLAYOFFS  |          |           |           |           |
|----------------------|-------------|--------|----------------|------------|------------|------------|------------|-----------|----------|-----------|-----------|-----------|
|                      |             |        | GP             | G          | A          | PTS        | PIM        | GP        | G        | A         | PTS       | PIM       |
| 2002-03              | Kladno      | Czech  | 2              | 1          | 1          | 2          | 2          | 2         | 1        | 2         | 0         |           |
| 2003-04              | Kladno      | Czech  | 52             | 30         | 24         | 54         | 26         | 2         | 0        | 0         | 2         |           |
| 2004-05              | Kladno      | Czech  | 46             | 28         | 46         | 74         | 50         | 8         | 6        | 4         | 10        |           |
| 2005-06              | Kladno      | Czech  | 1              | 0          | 0          | 0          | 0          | --        | --       | --        | --        |           |
| 2006-07              | Halifax     | QMJHL  | 59             | 23         | 63         | 86         | 26         | 12        | 7        | 17        | 24        |           |
| 2007-08              | Halifax     | QMJHL  | 53             | 33         | 68         | 101        | 42         | 15        | 5        | 13        | 18        |           |
| 2008-09              | Columbus    | NHL    | 80             | 9          | 29         | 38         | 44         | 4         | 0        | 1         | 1         |           |
| 2009-10              | Columbus    | NHL    | 81             | 16         | 34         | 50         | 26         | --        | --       | --        | --        |           |
| 2010-11              | Columbus(b) | NHL    | 80             | 14         | 32         | 46         | 26         | --        | --       | --        | --        |           |
| 2011-12              | FLYERS      | NHL    | 78             | 18         | 31         | 49         | 32         | 11        | 2        | 8         | 10        |           |
| 2012-13              | FLYERS      | NHL    | 48             | 22         | 24         | 46         | 35         | --        | --       | --        | --        |           |
| 2013-14              | FLYERS      | NHL    | 82             | 23         | 39         | 62         | 22         | 7         | 2        | 2         | 4         |           |
| 2014-15              | FLYERS      | NHL    | 82             | 22         | 59         | 81         | 78         | --        | --       | --        | --        |           |
| 2015-16              | FLYERS      | NHL    | 73             | 11         | 44         | 55         | 38         | 6         | 1        | 0         | 1         |           |
| <b>NHL TOTALS</b>    |             |        | <b>604</b>     | <b>135</b> | <b>292</b> | <b>427</b> | <b>301</b> | <b>28</b> | <b>5</b> | <b>11</b> | <b>16</b> | <b>24</b> |
| <b>FLYERS TOTALS</b> |             |        | <b>363</b>     | <b>96</b>  | <b>197</b> | <b>293</b> | <b>205</b> | <b>24</b> | <b>5</b> | <b>10</b> | <b>15</b> | <b>16</b> |

(a) Drafted by Columbus in the first round (7th overall) of the 2007 NHL Entry Draft.

(b) Traded to Philadelphia by Columbus with Columbus's 1st (Sean Couturier) and 3rd (Nick Cousins) round choices in 2011 Entry Draft for Jeff Carter, June 23, 2011

## MISCELLANEOUS STATS

| YEAR                 | TEAM     | LEAGUE | REGULAR SEASON |          |           |             |            |           |            |             |              |          | PLAYOFFS |          |  |
|----------------------|----------|--------|----------------|----------|-----------|-------------|------------|-----------|------------|-------------|--------------|----------|----------|----------|--|
|                      |          |        | PP             | SH       | GW        | S           | S%         | +/-       | TF         | F%          | MIN          | PP       | SH       | GW       |  |
| 2008-09              | Columbus | NHL    | 0              | 0        | 1         | 101         | 8.9        | 11        | 3          | 0           | 12:39        | 0        | 0        | 0        |  |
| 2009-10              | Columbus | NHL    | 4              | 0        | 1         | 154         | 10.4       | -7        | 6          | 33.3        | 15:37        | --       | --       | --       |  |
| 2010-11              | Columbus | NHL    | 2              | 0        | 2         | 183         | 7.7        | -3        | 65         | 36.9        | 16:58        | --       | --       | --       |  |
| 2011-12              | FLYERS   | NHL    | 0              | 0        | 2         | 190         | 9.5        | 11        | 23         | 30.4        | 16:17        | 1        | 0        | 0        |  |
| 2012-13              | FLYERS   | NHL    | 8              | 0        | 3         | 129         | 17.1       | -7        | 5          | 40          | 17:14        | --       | --       | --       |  |
| 2013-14              | FLYERS   | NHL    | 8              | 0        | 0         | 235         | 9.8        | 11        | 6          | 66.7        | 16:57        | 1        | 0        | 1        |  |
| 2014-15              | FLYERS   | NHL    | 11             | 0        | 3         | 221         | 10         | 1         | 9          | 66.7        | 8:24         | --       | --       | --       |  |
| 2015-16              | FLYERS   | NHL    | 22             | 0        | 2         | 213         | 5.2        | -5        |            | 50          | 18:35        | 0        | 0        | 0        |  |
| <b>NHL TOTALS</b>    |          |        | <b>55</b>      | <b>0</b> | <b>14</b> | <b>1426</b> | <b>9.5</b> | <b>12</b> | <b>117</b> | <b>39.0</b> | <b>16:36</b> | <b>2</b> | <b>0</b> | <b>1</b> |  |
| <b>FLYERS TOTALS</b> |          |        | <b>27</b>      | <b>0</b> | <b>8</b>  | <b>775</b>  | <b>9.7</b> | <b>16</b> | <b>43</b>  | <b>44.9</b> | <b>17:37</b> | <b>2</b> | <b>0</b> | <b>1</b> |  |





## 93 | Jakub Voracek


### CAREER STATS VS. NHL

| TEAM        | GP | G | A  | PTS | PIM | TEAM         | GP | G  | A  | PTS | PIM |
|-------------|----|---|----|-----|-----|--------------|----|----|----|-----|-----|
| ANAHEIM     | 18 | 6 | 5  | 11  | 10  | MONTREAL     | 19 | 3  | 16 | 19  | 8   |
| ARIZONA     | 19 | 3 | 5  | 8   | 8   | NASHVILLE    | 26 | 2  | 8  | 10  | 10  |
| BOSTON      | 19 | 5 | 12 | 17  | 6   | NEW JERSEY   | 25 | 6  | 9  | 15  | 14  |
| BUFFALO     | 20 | 3 | 10 | 13  | 8   | NY ISLANDERS | 28 | 4  | 16 | 20  | 10  |
| CALGARY     | 18 | 4 | 9  | 13  | 18  | NY RANGERS   | 27 | 9  | 11 | 20  | 16  |
| CAROLINA    | 23 | 5 | 13 | 18  | 14  | OTTAWA       | 19 | 8  | 7  | 15  | 4   |
| CHICAGO     | 24 | 5 | 12 | 17  | 6   | PHILADELPHIA | 3  | 0  | 1  | 1   | 0   |
| COLORADO    | 19 | 4 | 9  | 13  | 8   | PITTSBURGH   | 28 | 13 | 17 | 30  | 37  |
| COLUMBUS    | 13 | 4 | 10 | 14  | 0   | SAN JOSE     | 18 | 2  | 5  | 7   | 8   |
| DALLAS      | 19 | 2 | 11 | 13  | 4   | ST. LOUIS    | 25 | 6  | 10 | 16  | 14  |
| DETROIT     | 27 | 4 | 13 | 17  | 10  | TAMPA BAY    | 17 | 4  | 8  | 12  | 4   |
| EDMONTON    | 18 | 3 | 12 | 15  | 16  | TORONTO      | 17 | 4  | 10 | 14  | 8   |
| FLORIDA     | 18 | 5 | 3  | 8   | 0   | VANCOUVER    | 19 | 1  | 10 | 11  | 15  |
| LOS ANGELES | 19 | 4 | 9  | 13  | 4   | WASHINGTON   | 25 | 11 | 7  | 18  | 23  |
| MINNESOTA   | 17 | 1 | 13 | 14  | 8   | WINNIPEG     | 17 | 4  | 11 | 15  | 10  |

#### – NHL TOTALS –

| GP         | G          | A          | PTS        | PIM        |
|------------|------------|------------|------------|------------|
| <b>604</b> | <b>135</b> | <b>292</b> | <b>427</b> | <b>301</b> |





# 19 | Jordan Weal

— CENTER —

**BIRTHDATE:** April 15, 1992 | **BIRTHPLACE:** North Vancouver, BC, Canada  
**HEIGHT:** 5'10" | **WEIGHT:** 178 | **SHOOTS:** Right | **SEASON:** 2nd NHL, 2nd Flyers  
**ACQUIRED:** Trade from Los Angeles – January 6, 2016

## 2015-16

Appeared in 10 games for LAK before being acquired by the Flyers... spent the rest of the season with the Flyers, appearing in four games.

## CAREER:

**2014-2015:** Tallied a career-high 49 assists as part of his 69 points during the regular-season... Ranked third in the AHL in points and assists, and also posted a plus-11 rating (eighth among Monarch forwards)... Tied for first in the AHL in points during the postseason with 22 and also posted a plus-12 rating... May 11 at Wilkes-Barre/Scranton Awarded the Jack A. Butterfield trophy as the most valuable player during the postseason, becoming the first Monarchs player to win this award. **2013-2014:** Appeared in all 76 games for the Monarchs... Ranked fifth in AHL in scoring with 70 points (23 goals, 47 assists)... Ranked first on team in power play goals (7)... Recorded first career hat trick vs. Portland Apr. 5... Played four games in Calder Cup Playoffs. **2012-2013:** Scored first professional goal against Springfield Nov. 30... Recorded 33 points for Monarchs (15 goals, 18 assists)... Set career-highs in games played (63), goals (15), assists (18), points (33), penalty minutes (38), and plus/minus (plus-8)... Ranked fifth on the team in assists (18)... Tied for second on the team with six power play goals... Recorded two points (2 assists) and four penalty minutes in four games during the 2013 Calder Cup Eastern Conference Quarterfinals. **2011-2012:** Appeared in 2 games with Monarchs... Collected 116 points (41 goals and 75 assists) for Regina Pats (WHL).



## STATISTICAL CAREER HIGHS

|                               | FLYERS | CAREER |
|-------------------------------|--------|--------|
| MOST GOALS (GAME)             | N/A    | N/A    |
| MOST ASSIST (GAME)            | N/A    | N/A    |
| MOST POINTS (GAME)            | N/A    | N/A    |
| MOST GOALS (SEASON)           | N/A    | N/A    |
| MOST ASSIST (SEASON)          | N/A    | N/A    |
| MOST POINTS (SEASON)          | N/A    | N/A    |
| LONGEST GOAL-SCORING STREAK   | N/A    | N/A    |
| LONGEST ASSIST-SCORING STREAK | N/A    | N/A    |
| LONGEST POINT-SCORING STREAK  | N/A    | N/A    |

## CAREER RECORD

| YEAR              | TEAM        | LEAGUE | REGULAR SEASON |            |            |            |            |           | PLAYOFFS  |           |           |           |           |  |
|-------------------|-------------|--------|----------------|------------|------------|------------|------------|-----------|-----------|-----------|-----------|-----------|-----------|--|
|                   |             |        | GP             | G          | A          | PTS        | PIM        | GP        | G         | A         | PTS       | PIM       |           |  |
| 2007-08           | Regina      | WHL    | 3              | 0          | 1          | 1          | 0          | 4         | 0         | 0         | 0         | 0         | 0         |  |
| 2008-09           | Regina      | WHL    | 65             | 16         | 54         | 70         | 26         | --        | --        | --        | --        | --        | --        |  |
| 2009-10           | Regina      | WHL    | 72             | 35         | 67         | 102        | 54         | --        | --        | --        | --        | --        | --        |  |
| 2010-11           | Regina      | WHL    | 72             | 43         | 53         | 96         | 70         | --        | --        | --        | --        | --        | --        |  |
|                   | Manchester  | AHL    | 7              | 0          | 1          | 1          | 0          | --        | --        | --        | --        | --        | --        |  |
| 2011-12           | Regina      | WHL    | 70             | 41         | 75         | 116        | 36         | 5         | 1         | 4         | 5         | 0         | 0         |  |
|                   | Manchester  | AHL    | 2              | 0          | 0          | 0          | 0          | --        | --        | --        | --        | --        | --        |  |
| 2012-13           | Manchester  | AHL    | 63             | 15         | 18         | 33         | 38         | 4         | 0         | 2         | 2         | 4         |           |  |
| 2013-14           | Manchester  | AHL    | 76             | 23         | 47         | 70         | 42         | 4         | 0         | 3         | 3         | 2         |           |  |
| 2014-15           | Manchester  | AHL    | 73             | 20         | 49         | 69         | 56         | 19        | 10        | 12        | 22        | 16        |           |  |
| 2015-16           | Los Angeles | NHL    | 10             | 0          | 0          | 0          | 2          | --        | --        | --        | --        | --        | --        |  |
|                   | FLYERS      | NHL    | 4              | 0          | 0          | 0          | 0          | 0         | 0         | 0         | 0         | 0         | 0         |  |
| <b>WHL TOTALS</b> |             |        | <b>282</b>     | <b>135</b> | <b>250</b> | <b>385</b> | <b>186</b> | <b>9</b>  | <b>1</b>  | <b>4</b>  | <b>5</b>  | <b>0</b>  | <b>0</b>  |  |
| <b>AHL TOTALS</b> |             |        | <b>221</b>     | <b>58</b>  | <b>115</b> | <b>173</b> | <b>136</b> | <b>27</b> | <b>10</b> | <b>17</b> | <b>27</b> | <b>22</b> | <b>22</b> |  |
| <b>NHL TOTALS</b> |             |        | <b>14</b>      | <b>0</b>   | <b>0</b>   | <b>0</b>   | <b>2</b>   | <b>0</b>  | <b>0</b>  | <b>0</b>  | <b>0</b>  | <b>0</b>  | <b>0</b>  |  |

(a) Traded from Los Angeles to Philadelphia - January 6, 2016

## MISCELLANEOUS STATS

| YEAR                 | TEAM        | LEAGUE | REGULAR SEASON |          |          |          |          |          |           |             |             |           | PLAYOFFS  |           |  |
|----------------------|-------------|--------|----------------|----------|----------|----------|----------|----------|-----------|-------------|-------------|-----------|-----------|-----------|--|
|                      |             |        | PP             | SH       | GW       | S        | S%       | +/-      | TF        | F%          | MIN         | PP        | SH        | GW        |  |
| 2015-16              | Los Angeles | NHL    | 0              | 0        | 0        | 1        | 0        | 0        | 44        | 45.5        | 8:07        | --        | --        | --        |  |
|                      | FLYERS      | NHL    | 0              | 0        | 0        | 3        | 0        | 1        | 24        | 54.2        | 12:28       | --        | --        | --        |  |
| <b>CAREER TOTALS</b> |             |        | <b>0</b>       | <b>0</b> | <b>0</b> | <b>4</b> | <b>0</b> | <b>1</b> | <b>68</b> | <b>48.5</b> | <b>9:22</b> | <b>--</b> | <b>--</b> | <b>--</b> |  |





## 19 | Jordan Weal

### CAREER STATS VS. NHL

| TEAM        | GP | G | A | PTS | PIM | TEAM         | GP | G | A | PTS | PIM |
|-------------|----|---|---|-----|-----|--------------|----|---|---|-----|-----|
| ANAHEIM     | 0  | 0 | 0 | 0   | 0   | MONTREAL     | 1  | 0 | 0 | 0   | 0   |
| ARIZONA     | 1  | 0 | 0 | 0   | 0   | NASHVILLE    | 0  | 0 | 0 | 0   | 0   |
| BOSTON      | 1  | 0 | 0 | 0   | 0   | NEW JERSEY   | 1  | 0 | 0 | 0   | 0   |
| BUFFALO     | 2  | 0 | 0 | 0   | 0   | NY ISLANDERS | 1  | 0 | 0 | 0   | 0   |
| CALGARY     | 0  | 0 | 0 | 0   | 0   | NY RANGERS   | 0  | 0 | 0 | 0   | 0   |
| CAROLINA    | 1  | 0 | 0 | 0   | 0   | OTTAWA       | 0  | 0 | 0 | 0   | 0   |
| CHICAGO     | 0  | 0 | 0 | 0   | 0   | PHILADELPHIA | 0  | 0 | 0 | 0   | 0   |
| COLORADO    | 0  | 0 | 0 | 0   | 0   | PITTSBURGH   | 2  | 0 | 0 | 0   | 0   |
| COLUMBUS    | 1  | 0 | 0 | 0   | 0   | SAN JOSE     | 0  | 0 | 0 | 0   | 0   |
| DALLAS      | 0  | 0 | 0 | 0   | 0   | ST. LOUIS    | 1  | 0 | 0 | 0   | 0   |
| DETROIT     | 0  | 0 | 0 | 0   | 0   | TAMPA BAY    | 1  | 0 | 0 | 0   | 0   |
| EDMONTON    | 0  | 0 | 0 | 0   | 0   | TORONTO      | 0  | 0 | 0 | 0   | 0   |
| FLORIDA     | 0  | 0 | 0 | 0   | 0   | VANCOUVER    | 1  | 0 | 0 | 0   | 2   |
| LOS ANGELES | 0  | 0 | 0 | 0   | 0   | WASHINGTON   | 0  | 0 | 0 | 0   | 0   |
| MINNESOTA   | 0  | 0 | 0 | 0   | 0   | WINNIPEG     | 0  | 0 | 0 | 0   | 0   |

#### – NHL TOTALS –

| GP        | G        | A        | PTS      | PIM      |
|-----------|----------|----------|----------|----------|
| <b>14</b> | <b>0</b> | <b>0</b> | <b>0</b> | <b>2</b> |





# 22 | Dale Weise

– RIGHT WING –

**BIRTHDATE:** August 5, 1988 | **BIRTHPLACE:** Winnipeg, MB, Canada  
**HEIGHT:** 6'2" | **WEIGHT:** 207 | **SHOOTS:** Right | **SEASON:** 8th NHL, 1st Flyers  
**ACQUIRED:** Free Agent – signed July 1, 2016

## 2015-16

As a Montreal Canadiens recorded first career hat trick, which included the game-winning goal, on Oct. 30th at CGY... recorded a goal and an assist Feb. 19th vs. PHI... recorded two goals on Oct. 23rd at BUF... generated one of the NHL's TV highlights of the year when he tossed a young boy a puck on Oct. 27... recorded a three game point streak (3A) Nov. 19-22... Recorded a combined three total points (1G, 2A) between Dec. 12 and 15.

## CAREER

**2014-15:** set a personal high with 2 goals on Nov. 16 vs. PHI and Feb. 7 vs. NJD... played his 200th NHL game on Nov. 28 at BUF... was the 2014-15 Jacques-beauchamp-molson trophy recipient... set career highs in goals (10), assists (19), points (29) and games played (77)... **2013-14:** Set a personal-high with a 3-game point streak (Nov. 25 to 30), posting a 1-2-3 record... Tied a personal-high with 15 penalty minutes on Jan. 18 vs. CGY... Produced 1 goal, 5 penalty minutes and a +3 differential on March 18 vs. COL... Returned to action on April 9 at CHI and scored a goal, after missing 6 games with an upper-body injury suffered on March 23 at BOS... Played his 1st career playoff game with the Canadiens, recording his 1st career NHL playoff goal (overtime winner), on April 16 at TBL... Totaled 2 points (1-1-2), including the game-winner, and a +2 differential on May 6 vs. BOS... Set a career personal-high in the playoffs with 2 assists on May 27 vs. NYR... **2012-13:** Ranked 2nd on the team for hits (84)... Scored the game-winning goal, on Feb. 22 at NSH... Recorded a season-high 5 hits on 2 occasions, on Jan. 27 at SJS and on March 23 at LAK... Appeared in his 100th NHL game, registering 3 hits, on Mar. 5 vs. SJS... Collected a careerhigh 2 points (0-2-2), on March 14 vs. NSH... Scored the game-winning goal and had 4 hits and 3 shots, on March 19 vs. STL... **2011-12:** Was claimed off waivers by VAN from NYR on Oct. 4... Tallied his 1st career goal and added 3 hits, on Oct. 20 vs. NSH... Recorded assists in consecutive games, on Oct. 29 vs. WSH and on Nov. 1 at CGY... Registered 6 hits, on Dec. 19 vs. MIN... Recorded points in back-to-back games, collecting an assist on Feb. 19 at EDM and a goal on Feb. 21 at NSH... **2010-11:** Made his NHL debut with NYR on Dec. 18 at PHI... Split the season with NYR and the AHL Hartford Wolf Pack... Finished 6th on the Wolf Pack in scoring, collecting 38 points (18-20-38) in 47 games... **2009-10:** Ranked 2nd on the team in goals (28), 3rd in points (50), 4th in differential (+8 – tied with Jordan Owens) and 5th in penalty minutes (114)... **2008-09:** In his 1st season in the pros, led the team in the playoffs in goals (3 – tied with Dane Byers) and ranked 2nd in points (4 – tied with Dane Byers and Corey Potter)... **2007-08:** Led the team with 29 goals in the regular season... Led the team in the playoffs in goals (7 – tied with Levi Nelson), ranked 2nd in points (13 – tied with Keegan Dansereau) and penalty minutes (20 – tied with Derek Claffey) and 3rd in assists (6)... **2006-07:** Ranked 2nd on the team in points (43) and goals (18 – tied with Kyle Bortis and Levi Nelson), and 3rd in assists (25)... **2005-06:** Played his 1st season in the WHL, posting a 4-14-18 record with 57 penalty minutes in 53 games.



## STATISTICAL CAREER HIGHS

|                               | FLYERS | CAREER               |
|-------------------------------|--------|----------------------|
| MOST GOALS (GAME)             | N/A    | 3 (@ CGY, 10/30/15)  |
| MOST ASSIST (GAME)            | N/A    | 2 (4 TIMES)          |
| MOST POINTS (GAME)            | N/A    | 3 (@ CGY, 10/30/15)  |
| MOST GOALS (SEASON)           | N/A    | 14 (2015-16)         |
| MOST ASSIST (SEASON)          | N/A    | 19(2014-15)          |
| MOST POINTS (SEASON)          | N/A    | 29 (2014-15)         |
| LONGEST GOAL-SCORING STREAK   | N/A    | 2 (4 TIMES)          |
| LONGEST ASSIST-SCORING STREAK | N/A    | 2 (7 TIMES)          |
| LONGEST POINT-SCORING STREAK  | N/A    | 4 (10/30/16-11/5/16) |

## CAREER RECORD

| YEAR    | TEAM              | LEAGUE      | REGULAR SEASON |           |           |            |            | PLAYOFFS  |          |          |           |           |
|---------|-------------------|-------------|----------------|-----------|-----------|------------|------------|-----------|----------|----------|-----------|-----------|
|         |                   |             | GP             | G         | A         | PTS        | PIM        | GP        | G        | A        | PTS       | PIM       |
| 2005-06 | Swift Current     | WHL         | 53             | 4         | 14        | 18         | 57         | 4         | 0        | 0        | 0         | 2         |
| 2006-07 | Swift Current     | WHL         | 67             | 18        | 25        | 43         | 94         | 6         | 0        | 1        | 1         | 8         |
| 2007-08 | Swift Current     | WHL         | 53             | 29        | 22        | 51         | 84         | 12        | 7        | 6        | 13        | 20        |
| 2008-09 | Hartford          | AHL         | 74             | 11        | 12        | 23         | 64         | 6         | 3        | 1        | 4         | 2         |
| 2009-10 | Hartford          | AHL         | 73             | 28        | 22        | 50         | 114        | --        | --       | --       | --        | --        |
| 2010-11 | NY Rangers        | NHL         | 10             | 0         | 0         | 0          | 19         | --        | --       | --       | --        | --        |
|         | Connecticut       | AHL         | 47             | 18        | 20        | 38         | 73         | 5         | 2        | 1        | 3         | 8         |
| 2011-12 | Vancouver         | NHL         | 68             | 4         | 4         | 8          | 81         | 2         | 0        | 0        | 0         | 0         |
| 2012-13 | Tilburg           | Netherlands | 19             | 22        | 26        | 48         | 79         | --        | --       | --       | --        | --        |
|         | Vancouver         | NHL         | 40             | 3         | 3         | 6          | 43         | 4         | 0        | 0        | 0         | 4         |
| 2013-14 | Vancouver         | NHL         | 44             | 3         | 9         | 12         | 42         | --        | --       | --       | --        | --        |
|         | Montreal          | NHL         | 17             | 3         | 1         | 4          | 17         | 16        | 3        | 4        | 7         | 4         |
| 2014-15 | Montreal          | NHL         | 79             | 10        | 19        | 29         | 34         | 12        | 2        | 1        | 3         | 16        |
| 2015-16 | Montreal          | NHL         | 56             | 14        | 12        | 26         | 22         | --        | --       | --       | --        | --        |
|         | Chicago           | NHL         | 15             | 0         | 1         | 1          | 2          | 4         | 1        | 0        | 1         | 0         |
|         | <b>WHL TOTALS</b> |             | <b>173</b>     | <b>51</b> | <b>61</b> | <b>112</b> | <b>235</b> | <b>22</b> | <b>7</b> | <b>7</b> | <b>14</b> | <b>30</b> |
|         | <b>AHL TOTALS</b> |             | <b>194</b>     | <b>57</b> | <b>54</b> | <b>111</b> | <b>251</b> | <b>11</b> | <b>5</b> | <b>2</b> | <b>7</b>  | <b>10</b> |
|         | <b>NHL TOTALS</b> |             | <b>329</b>     | <b>37</b> | <b>49</b> | <b>86</b>  | <b>260</b> | <b>38</b> | <b>6</b> | <b>5</b> | <b>11</b> | <b>24</b> |

## MISCELLANEOUS STATS

| YEAR    | TEAM              | LEAGUE | REGULAR SEASON |          |          |            |             |           |           |             |              |          | PLAYOFFS |          |  |
|---------|-------------------|--------|----------------|----------|----------|------------|-------------|-----------|-----------|-------------|--------------|----------|----------|----------|--|
|         |                   |        | PP             | SH       | GW       | S          | S%          | +/-       | TF        | F%          | MIN          | PP       | SH       | GW       |  |
| 2010-11 | NY Rangers        | NHL    | 0              | 0        | 0        | 9          | 0           | -1        | 0         | 0           | 6:30         | --       | --       | --       |  |
| 2011-12 | Vancouver         | NHL    | 0              | 0        | 0        | 48         | 8.3         | -1        | 4         | 0           | 8:10         | 0        | 0        | 0        |  |
| 2012-13 | Vancouver         | NHL    | 0              | 0        | 2        | 35         | 8.6         | -7        | 8         | 12.5        | 9:33         | 0        | 0        | 0        |  |
| 2013-14 | Vancouver         | NHL    | 1              | 0        | 0        | 29         | 10.3        | -1        | 4         | 0           | 7:46         | --       | --       | --       |  |
|         | Montreal          | NHL    | 0              | 0        | 1        | 12         | 25          | 4         | 0         | 0           | 10:07        | 0        | 0        | 2        |  |
| 2014-15 | Montreal          | NHL    | 0              | 0        | 1        | 91         | 11          | 21        | 12        | 41.7        | 12:11        | 0        | 0        | 1        |  |
| 2015-16 | Montreal          | NHL    | 3              | 0        | 1        | 117        | 12          | 0         | 30        | 50          | 14:21        | --       | --       | --       |  |
|         | Chicago           | NHL    | 0              | 0        | 0        | 19         | 0           | 4         | 5         | 20          | 9:57         | 0        | 0        | 1        |  |
|         | <b>NHL TOTALS</b> |        | <b>4</b>       | <b>0</b> | <b>5</b> | <b>360</b> | <b>10.3</b> | <b>19</b> | <b>63</b> | <b>34.9</b> | <b>10:26</b> | <b>0</b> | <b>0</b> | <b>4</b> |  |







## 22 | Dale Weise

### CAREER STATS VS. NHL

| TEAM        | GP | G | A | PTS | PIM | TEAM         | GP | G | A | PTS | PIM |
|-------------|----|---|---|-----|-----|--------------|----|---|---|-----|-----|
| ANAHEIM     | 10 | 0 | 1 | 1   | 0   | MONTREAL     | 3  | 0 | 0 | 0   | 2   |
| ARIZONA     | 13 | 2 | 0 | 2   | 13  | NASHVILLE    | 12 | 3 | 4 | 7   | 12  |
| BOSTON      | 13 | 2 | 3 | 5   | 19  | NEW JERSEY   | 7  | 2 | 1 | 3   | 0   |
| BUFFALO     | 9  | 4 | 2 | 6   | 0   | NY ISLANDERS | 9  | 2 | 3 | 5   | 6   |
| CALGARY     | 16 | 5 | 2 | 7   | 20  | NY RANGERS   | 8  | 1 | 4 | 5   | 4   |
| CAROLINA    | 11 | 1 | 2 | 3   | 4   | OTTAWA       | 11 | 3 | 2 | 5   | 24  |
| CHICAGO     | 13 | 1 | 0 | 1   | 5   | PHILADELPHIA | 10 | 3 | 1 | 4   | 7   |
| COLORADO    | 12 | 1 | 0 | 1   | 22  | PITTSBURGH   | 8  | 0 | 3 | 3   | 0   |
| COLUMBUS    | 16 | 0 | 2 | 2   | 6   | SAN JOSE     | 11 | 1 | 0 | 1   | 2   |
| DALLAS      | 13 | 0 | 2 | 2   | 21  | ST. LOUIS    | 14 | 2 | 0 | 2   | 7   |
| DETROIT     | 15 | 0 | 1 | 1   | 4   | TAMPA BAY    | 10 | 2 | 1 | 3   | 6   |
| EDMONTON    | 16 | 1 | 2 | 3   | 20  | TORONTO      | 11 | 0 | 3 | 3   | 15  |
| FLORIDA     | 9  | 1 | 1 | 2   | 6   | VANCOUVER    | 7  | 0 | 2 | 2   | 0   |
| LOS ANGELES | 15 | 0 | 3 | 3   | 7   | WASHINGTON   | 6  | 0 | 3 | 3   | 2   |
| MINNESOTA   | 14 | 0 | 0 | 0   | 26  | WINNIPEG     | 7  | 0 | 1 | 1   | 0   |

#### – NHL TOTALS –

| GP         | G         | A         | PTS       | PIM        |
|------------|-----------|-----------|-----------|------------|
| <b>329</b> | <b>37</b> | <b>49</b> | <b>86</b> | <b>260</b> |





# 43 | T.J. Brennan

## – DEFENSE –

**BIRTHDATE:** April 3, 1989 | **BIRTHPLACE:** Willingboro, NJ  
**HEIGHT:** 6'1" | **WEIGHT:** 216 | **SHOOTS:** Left | **SEASON:** 5th NHL, 1st Flyers  
**ACQUIRED:** Free Agent – signed July 1, 2016

### 2015-16

Spent majority of the season with Toronto's AHL affiliate, the Toronto Marlies... reored 68 points (25G, 43A) in 69 games to lead all AHL defensemen in scoring... won his second Eddie Shore Award as the AHL's Best Defenseman... recorded two goals and an assist Dec. 19 at Hershey... recorded a nine-game scoring streak from Jan. 16 - Feb. 4, posting five goals and nine assists for 14 points... scored two goals and added three assists for a five-point night Feb. 27 vs. Rochester... had a five-game scoring streak March 13-26, which ended with a four-point game (1G, 3A) March 26 vs. St. John's... Appeared in 7 games with the Maple Leafs, scoring one goal.

### CAREER

**2014-15:** Appeared in 6 NHL games with Toronto, collecting one assist... Registered first point as a Maple Leaf on March 31, 2015 with an assist against Tampa Bay... also skated in 19 regular season games with the Marlies, registering 16 points (3 goals, 13 assists)... Led all Toronto Marlies skaters with 7 points in 5 playoff games... Prior to being traded to Toronto, collected 36 points (9 goals, 27 assists) in 54 AHL regular season games... Ranked third among all AHL defensemen in points (52) and second in assists (40). **2013-14:** In his first season with the Toronto Marlies (AHL), collected a career best 72 points (25 goals, 47 assists) in 76 regular season games... won the Eddie Shore Award as the AHL's best defenseman and was a first team AHL All-Star... was also selected to participate in the AHL All-Star Game... his 25 goals and 72 points led all AHL defensemen. **2012-13:** Split season between Buffalo and Florida organizations... ranked 1st on Rochester in goals, assists and points at time of recall to Buffalo Jan. 14... ranked 2nd among AHL defencemen in points at time of recall to Buffalo... Played 10 games for Buffalo scoring 1 goal with 6 penalty minutes. Scored 1st goal of season Mar. 5 at CAR... Acquired by Florida from Buffalo Mar. 15... Played 19 games for Florida, collecting 9 points (2 goals, 7 assists) with 2 penalty minutes... Scored a goal in 1st game with Florida and registered a career high (23:42) of ice-time Mar. 16 vs. NYI... Collected 1st career assist Mar. 21 at NYR. Registered 1st multi-point game of career (2 assists) Mar. 2 at TBL... Collected a goal and an assist Apr. 11 at WPG. **2011-12:** Split season between Buffalo and Rochester... Played 11 games for Buffalo scoring 1 goal with 6 penalty minutes... Scored in NHL debut Nov. 23 vs. BOS (Tim Thomas) and became 1st Buffalo defenseman to score in 1st NHL game since Lindy Ruff (Oct. 11, 1979)... Ranked 1st (tie) among AHL defensemen in goals... Ranked 1st among Rochester defencemen in point... Ranked 2nd on Rochester in PPG (7). **2010-11:** Played 72 games for Portland, collecting 39 points (15 goals, 24 assists) with 49 penalty minutes... Played 4 playoff games, collecting 1 assist with 6 penalty minutes. **2009-10:** Played 1st professional season with Portland, collecting 23 points (6 goals, 17 assists) with 64 penalty minutes. Made AHL debut Oct. 9 at Albany. Collected 1st 2 AHL points 2 assists) Oct. 16 vs. Hartford. Scored 1st AHL goal Jan. 12 vs. Lowell... Played 4 playoff games for Portland, collecting 1 assist with 2 penalty minutes. **2008-09:** Played 59 games for Montreal (QMJHL), collecting 34 points (5 goals, 29 assists) with 63 penalty minutes... Played 10 playoff games for Montreal, collecting 12 points (4 goals, 8 assists) with 34 penalty minutes. **2007-08:** Played 65 games for St. John's (QMJHL), collecting 41 points (16 goals, 25 assists) with 92 penalty minutes... Played 6 playoff games for St. John's collecting 6 points (2 goals, 4 assists) with 12 penalty minutes... **2006-07:** Played 68 games for St. John's in 1st QMJHL season, collecting 41 points (16 goals, 25 assists) with 79 penalty minutes... Ranked 1st in points among all QMJHL rookie defensemen... Awarded the Raymond-Lagace Trophy as the QMJHL's best rookie defenseman... Youth/Amateur Career: A native of Moorestown, NJ... represented Moorestown High School in the 2005 Flyers Cup... also played for the Iglou Jaguars in Mt. Laurel and the Philadelphia Little Flyers out of IceWorks in Asten.



# 43 | T.J. Brennan

## CAREER RECORD

| YEAR                | TEAM       | LEAGUE | REGULAR SEASON |           |           |            |            | PLAYOFFS  |           |           |           |           |
|---------------------|------------|--------|----------------|-----------|-----------|------------|------------|-----------|-----------|-----------|-----------|-----------|
|                     |            |        | GP             | G         | A         | PTS        | PIM        | GP        | G         | A         | PTS       | PIM       |
| 2006-07             | St. John's | QMJHL  | 68             | 16        | 25        | 41         | 79         | 4         | 1         | 1         | 2         | 4         |
| 2007-08             | St. John's | QMJHL  | 65             | 16        | 25        | 41         | 92         | 6         | 2         | 4         | 6         | 12        |
| 2008-09             | Montreal   | QMJHL  | 59             | 5         | 29        | 34         | 63         | 10        | 4         | 8         | 12        | 34        |
| 2009-10             | Portland   | AHL    | 65             | 6         | 17        | 23         | 64         | 4         | 0         | 1         | 1         | 2         |
| 2010-11             | Portland   | AHL    | 72             | 15        | 24        | 39         | 49         | 4         | 0         | 1         | 1         | 6         |
| 2011-12             | Rochester  | AHL    | 52             | 16        | 14        | 30         | 39         | 3         | 2         | 0         | 2         | 6         |
|                     | Buffalo    | NHL    | 11             | 1         | 0         | 1          | 6          | --        | --        | --        | --        | --        |
| 2012-13             | Buffalo    | NHL    | 10             | 1         | 0         | 1          | 6          | --        | --        | --        | --        | --        |
|                     | Florida    | NHL    | 19             | 2         | 7         | 9          | 2          | --        | --        | --        | --        | --        |
| 2013-14             | Toronto    | AHL    | 76             | 25        | 47        | 72         | 115        | 14        | 6         | 8         | 14        | 10        |
| 2014-15             | Rockford   | AHL    | 54             | 9         | 27        | 36         | 59         | --        | --        | --        | --        | --        |
|                     | Toronto    | AHL    | 19             | 3         | 13        | 16         | 12         | 5         | 3         | 4         | 7         | 12        |
|                     | Toronto    | NHL    | 6              | 0         | 1         | 1          | 9          | -         | -         | -         | -         | -         |
| 2015-16             | Toronto    | AHL    | 69             | 25        | 43        | 68         | 53         | 15        | 5         | 4         | 9         | 14        |
|                     | Toronto    | NHL    | 7              | 1         | 0         | 1          | 6          |           |           |           |           |           |
| <b>QMJHL TOTALS</b> |            |        | <b>192</b>     | <b>37</b> | <b>79</b> | <b>116</b> | <b>234</b> | <b>20</b> | <b>7</b>  | <b>13</b> | <b>20</b> | <b>50</b> |
| <b>AHL TOTALS</b>   |            |        | <b>225</b>     | <b>51</b> | <b>76</b> | <b>127</b> | <b>209</b> | <b>30</b> | <b>11</b> | <b>14</b> | <b>25</b> | <b>17</b> |
| <b>NHL TOTALS</b>   |            |        | <b>53</b>      | <b>5</b>  | <b>8</b>  | <b>13</b>  | <b>29</b>  | <b>-</b>  | <b>-</b>  | <b>-</b>  | <b>-</b>  | <b>-</b>  |





# 38

# Chris Conner

– RIGHT WING –

**BIRTHDATE:** December 23, 1983 | **BIRTHPLACE:** Westland, MI  
**HEIGHT:** 5'7" | **WEIGHT:** 181 | **SHOOTS:** Left | **SEASON:** 10th NHL, 2nd Flyers  
**ACQUIRED:** Free Agent – signed July 1, 2015

## 2015-16

Led Phantoms in scoring with 55 points, coming one point shy of a career high... led all Lehigh Valley skaters with 39 assists... Posted three assists in a 4-0 win at WB/Scranton, giving him his fourth AHL season of 50 or more points... Posted a nine-game scoring streak (2G, 10A) Feb.10-16 and an eight game streak (5G, 8A) Jan. 15-Feb 5, which were the team's two longest scoring streaks of the season.

## CAREER

**2014-15:** Appeared in 61 games for Washington's AHL affiliate in Hershey, posting 19 goals and 33 assists for 52 points... returned Nov. 19 at Lehigh Valley after missing 13 games due to injury and scored a power-play goal... recorded four points (1G, 3A) and earned first star honors Dec. 13 vs. Binghamton... scored two goals and was named first star Dec. 6 at Wilkes-Barre/Scranton... named CCM/AHL Player of the Week on Dec. 7... recorded three points (1G, 2A) Dec. 5 vs. Bridgeport... scored game-winning goal Jan. 18 vs. Lehigh Valley... appeared in two NHL games for Washington, earning a plus-1 rating and four PIM. Playoffs: Recorded seven points (2-5-7) in 10 games for Hershey. **2013-14:** Split the season between Pittsburgh and their AHL affiliate in Wilkes-Barre/Scranton... played 19 NHL games, recording four goals and one assist... posted 11 points (6G, 5A) in 17 AHL games. **2012-13:** Regular Season: Appeared in 12 games with the Phoenix Coyotes... recorded 1 goal, 1 assist, and 2 points... recorded a plus three rating and 2 penalty minutes... played in 60 games for Phoenix's AHL affiliate in Portland... finished 5th on the team in scoring, producing 13 goals, 27 assists, and 40 points... tallied 28 penalty minutes... scored four game-winning goals. Playoffs: Appeared in one game for the Pirates... recorded one assist and two penalty minutes. **2011-12:** Appeared in 8 games with Detroit, recording 3 points (1G, 2A) and a plus two rating... appeared in 57 games for Detroit's AHL affiliate in Grand Rapids... finished 4th on the team in scoring, producing 16 goals, 37 assists, and 52 points... tallied 22 penalty minutes and a plus four rating... scored two shorthanded goals, tied for the team lead. **2010-11:** Regular Season: Appeared in 60 games for the Pittsburgh Penguins... Recorded career highs in goals (7), assists (9), and points (16)... Posted a plus five rating and 10 penalty minutes... Registered three game-winning goals... Registered 9 points, (3G, 6A) in 11 games with AHL affiliate Wilkes-Barre/Scranton Penguins before being recalled by Pittsburgh. Playoffs: Appeared in all seven games of the Eastern Conference Quarterfinals against the Tampa Bay Lightning... Scored his first career playoff goal in Game 5 of the ECQF vs. Tampa on Apr. 23. **2009-10:** Regular Season: Appeared in eight games for the Pittsburgh Penguins... Recorded 3 points (2G, 1A)... Scored 2 goals, one being the game-winner, on Jan. 25 @ NYR... Appeared in 59 games with AHL affiliate Wilkes-Barre/Scranton... Finished 2nd on the team in scoring, producing 19 goals, 37 assists, and 56 points... Led the team in power-play points (20)... Finished 3rd on the team in shorthanded goals (2). Playoffs: Appeared in one playoff game for Pittsburgh in the EDQF against Ottawa... Appeared in 4 playoff games for Wilkes-Barre/Scranton... Recorded 4 points (2G, 2A). **2008-09:** Appeared in 38 games for the Dallas Stars... Recorded 3 goals, 10 assists, and 13 points... Registered 2 points on Mar. 30 @ PHX (1G, 1A)... Scored the game-winning goal on Jan. 29 @ DET... Appeared in 30 games with AHL affiliate Peoria Rivermen... Recorded 13 points (3G, 10A) and 10 penalty minutes. **2007-08:** Regular Season: Appeared in 22 games for Dallas... Recorded 3 goals, 2 assists, and 5 points... Appeared in 55 games for AHL affiliate Iowa Stars... Registered 13 goals, 26 assists, and 39 points... Tallied 17 penalty minutes. Playoffs: Made his Stanley Cup Playoff debut in Game 3 of the Western Conference Final on May 12 vs. Detroit. **2006-07:** Regular Season: Appeared in 11 games with Dallas... Record 3 points (1G, 2A)... Appeared in 48 games with AHL affiliate Iowa... Recorded 19 goals, 18 assists, and 37 points. Playoffs: Appeared in 12 games for Iowa... Recorded 2 goals, 5 assists, and 7 points. **2005-06:** Regular Season: Led Michigan Tech (WCHA) in scoring with 17 goals, 12 assists, and 29 points... Finished 1st on the team in shorthanded goals (4) and game-winning goals (3)... Made his professional debut with Iowa (AHL) following his senior season at Michigan Tech... Appeared in 15 games for Iowa... Recorded 5 points (2G, 3A). Playoffs: Appeared in 7 playoff games for Iowa... recorded 2 points (1G, 1A). **2004-05:** Appeared in 37 games for Michigan Tech (WCHA)... Finished 4th on the team in scoring with 24 points (10-14-24). **2003-04:** Led Michigan Tech in scoring with 25 goals, 14 assists, and 39 points... Tied for 2nd on the team in power play goals (6)... led the nation in scoring. **2002-03:** Finished 2nd on Michigan Tech in scoring with 13 goals, 24 assists, and 37 points... Led the team in shorthanded goals (3).



## CAREER RECORD

| YEAR               | TEAM                  | LEAGUE | REGULAR SEASON |            |            |            |            | PLAYOFFS  |          |           |           |           |
|--------------------|-----------------------|--------|----------------|------------|------------|------------|------------|-----------|----------|-----------|-----------|-----------|
|                    |                       |        | GP             | G          | A          | PTS        | PIM        | GP        | G        | A         | PTS       | PIM       |
| 2000-01            | Chicago               | NAHL   | 56             | 17         | 28         | 45         | 18         | --        | --       | --        | --        | --        |
| 2001-02            | Chicago               | NAHL   | 30             | 18         | 15         | 33         | 30         | --        | --       | --        | --        | --        |
|                    | Compumare             | NAHL   | 19             | 4          | 9          | 13         | 23         | --        | --       | --        | --        | --        |
| 2002-03            | Michigan Tech         | NCAA   | 38             | 13         | 24         | 37         | 8          | --        | --       | --        | --        | --        |
| 2003-04            | Michigan Tech         | NCAA   | 38             | 25         | 14         | 39         | 12         | --        | --       | --        | --        | --        |
| 2004-05            | Michigan Tech         | NCAA   | 37             | 14         | 10         | 24         | 6          | --        | --       | --        | --        | --        |
| 2005-06            | Michigan Tech         | NCAA   | 38             | 17         | 12         | 29         | 18         | --        | --       | --        | --        | --        |
|                    | Iowa                  | AHL    | 15             | 2          | 3          | 5          | 0          | 7         | 1        | 1         | 2         | 2         |
| 2006-07            | Dallas                | NHL    | 11             | 1          | 2          | 3          | 4          | --        | --       | --        | --        | --        |
|                    | Iowa                  | AHL    | 48             | 19         | 18         | 37         | 24         | 12        | 2        | 5         | 7         | 2         |
| 2007-08            | Dallas                | NHL    | 22             | 3          | 2          | 5          | 6          | 1         | 0        | 0         | 0         | 0         |
|                    | Iowa                  | AHL    | 55             | 13         | 26         | 39         | 17         | --        | --       | --        | --        | --        |
| 2008-09            | Dallas                | NHL    | 38             | 3          | 10         | 13         | 10         | --        | --       | --        | --        | --        |
|                    | Peoria                | AHL    | 30             | 16         | 12         | 28         | 10         | --        | --       | --        | --        | --        |
| 2009-10            | Pittsburgh            | NHL    | 8              | 2          | 1          | 3          | 0          | 1         | 0        | 0         | 0         | 0         |
|                    | Wilkes-Barre/Scranton | AHL    | 59             | 19         | 37         | 56         | 21         | 4         | 2        | 2         | 4         | 2         |
| 2010-11            | Pittsburgh            | NHL    | 60             | 7          | 9          | 16         | 10         | 7         | 1        | 0         | 1         | 0         |
|                    | Wilkes-Barre/Scranton | AHL    | 11             | 3          | 6          | 9          | 2          | --        | --       | --        | --        | --        |
| 2011-12            | Detroit               | NHL    | 8              | 1          | 2          | 3          | 0          | --        | --       | --        | --        | --        |
|                    | Grand Rapids          | AHL    | 57             | 16         | 37         | 53         | 22         | --        | --       | --        | --        | --        |
| 2012-13            | Phoenix               | NHL    | 12             | 1          | 1          | 2          | 2          | --        | --       | --        | --        | --        |
|                    | Portland              | AHL    | 60             | 13         | 27         | 40         | 28         | 1         | 0        | 1         | 1         | 2         |
| 2013-14            | Pittsburgh            | NHL    | 19             | 4          | 1          | 5          | 2          | --        | --       | --        | --        | --        |
|                    | Wilkes-Barre/Scranton | AHL    | 17             | 6          | 5          | 11         | 8          | --        | --       | --        | --        | --        |
| 2014-15            | Washington            | NHL    | 2              | 0          | 0          | 0          | 4          | --        | --       | --        | --        | --        |
|                    | Hershey               | AHL    | 61             | 19         | 33         | 52         | 10         | 10        | 2        | 5         | 7         | 2         |
| 2015-16            | PHANTOMS              | AHL    | 58             | 16         | 39         | 55         | 14         | --        | --       | --        | --        | --        |
| <b>AHL TOTALS</b>  |                       |        | <b>335</b>     | <b>101</b> | <b>166</b> | <b>267</b> | <b>124</b> | <b>34</b> | <b>7</b> | <b>14</b> | <b>21</b> | <b>10</b> |
| <b>NAHL TOTALS</b> |                       |        | <b>105</b>     | <b>39</b>  | <b>52</b>  | <b>91</b>  | <b>71</b>  | --        | --       | --        | --        | --        |
| <b>NCAA TOTALS</b> |                       |        | <b>151</b>     | <b>69</b>  | <b>60</b>  | <b>129</b> | <b>44</b>  | --        | --       | --        | --        | --        |
| <b>NHL TOTALS</b>  |                       |        | <b>180</b>     | <b>22</b>  | <b>28</b>  | <b>50</b>  | <b>38</b>  | <b>9</b>  | <b>1</b> | <b>0</b>  | <b>1</b>  | <b>0</b>  |





# 36 | Colin McDonald

— RIGHT WING —

**BIRTHDATE:** September 30, 1984 | **BIRTHPLACE:** Wethersfield, CT  
**HEIGHT:** 6'2" | **WEIGHT:** 220 | **SHOOTS:** Right | **SEASON:** 6th NHL, 2nd Flyers  
**ACQUIRED:** Free Agent — signed July 3, 2015

## 2015-16

Started the season with Lehigh Valley... was recalled by the Flyers on Nov. 25 and appeared in five games before returning to Lehigh Valley on Dec. 5... scored his first goal as a Flyer on Nov. 27 vs. NSH.... Named CCM/AHL Player of the Week (period ending Jan. 31, 2016) after posting six goals, four assists and a plus-5 rating during a 4-0 stretch the previous week... Recorded five of those 10 points (3 goals, 2 assists) in a 6-3 win vs. Binghamton on January 27... Missed 14 games due to injury (10/16/15-11/14/15)... appeared in three playoff games vs. Washington.

## CAREER

**2014-15:** Regular Season: Appeared in 18 games for the Islanders... Recorded 18 points (2G,6A)... Finished 7th on the team in face-off win percentage (50.0)... Appeared in 40 games for the Islanders' AHL affiliate the Bridgeport Sound Tigers... Posted 14 goals and 21 assists for 35 points... Recorded 28 penalty minutes... Posted a season high of four points on Nov. 14 at Hartford... Recorded two 4-game scoring streak from Dec. 5-12 and Jan. 3-10... Registered 3 points and was named the Number 1 Star on Dec. 19 at Norfolk... Scored one short-handed goal on Jan. 21 at Albany. Playoffs: Appeared in 2 games for the Islanders... Posted a plus-one rating and 2 penalty minutes. **2013-14:** Appeared in 70 games during his 2nd seasons with the Islanders... Recorded career highs in goals (8), points (18), games (70), and penalty minutes (34)... Registered 10 assists... Appeared in his 100th NHL game on vs. CAR on Feb. 8... Tallied a four-game point streak (2G,2A) from Mar. 4-10... Posted a three-point game (2G,1A) and a plus-4 rating at CAR on Nov. 25. **2012-13:** Regular Season: Appeared in 45 games for the Islanders in his first full NHL season... Recorded 17 points (7G,10A)... Registered 3 multi-point games... Posted his first goal as an Islander on Feb. 9 vs. BUF... Recorded his first career assists on Jan. 24 at TOR... Tallied his first two-goal game on Mar. 28 at PHL and his first fighting major... Finished 2nd on the team in hits (120) and 5th on the team in penalty minutes (32)... Appeared in 35 games for the Bridgeport Sound Tigers (AHL) during the NHL lockout... Recorded 6 goals, 21 assists, and 27 points... Served as team captain. Playoffs: Appeared in 6 games for the Islanders... Recorded 3 points (2G,1A)... Posted a plus-two rating and 2 penalty minutes. **2011-12:** Regular Season: Appeared in 68 games for the Wilkes-Barre/Scranton Penguins... Recorded 14 goals... Led the team in assists (35) and finished 3rd in points (49)... Finished 3rd on the team with a plus-13 rating... Appeared in 5 games for the Pittsburgh Penguins... Appeared in his second AHL All-Star game, scoring one assist. Playoffs: Appeared in 12 playoff games for Wilkes-Barre/Scranton... Tied for 1st on the team in playoff scoring, tallying 13 points (6G,7A). **2010-11:** Regular Season: Appeared in 80 games for the Oklahoma City Barons... Led the AHL in goals (42)... Recorded 16 assists and finished 3rd on the team in points (58)... Played in his first AHL All-Star game, scoring an assist. Playoffs: Appeared in 6 games for the Barons... Recorded (1G,1A). **2009-10:** Appeared in 76 AHL games for Springfield... Recorded 23 points (12G,11A)... Appeared in 2 games for the Edmonton Oilers... Made his NHL debut on Nov. 27 vs. San Jose... Scored his first NHL goal on Nov. 28 at VAN. **2008-09:** Appeared in 77 games for Springfield... Recorded 22 points (10G,12A)... Posted a career high in penalty minutes (65)... Led the team in games played... Appeared in 3 games for the Stockton Thunder (ECHL)... Recorded two assists. **2007-08:** Appeared in 73 games for the Springfield Falcons, his professional debut... Recorded 23 points (12G,11A)... Tallied an assist in his first professional game on Oct. 6 vs. Worcester... Recorded his first professional goal on Oct. 26 at Hartford. **2006-07:** Appeared in 36 games during his senior year at Providence... Led the team in goals (13)... Recorded 4 assists for 17 points... Served as co-captain. **2005-06:** Appeared in 36 games for Providence... Led the team in scoring with a career high 28 points (9G,19A). **2004-05:** Appeared in 26 games for Providence... Recorded 16 points (11G,5A). **2003-04:** Appeared in 37 games in his first season with Providence College... Recorded 16 points (10G,6A)... Was named to the Hockey East All-Rookie Team... Earned Providence's Most Valuable Freshman.




# 36 | Colin McDonald

## CAREER RECORD

| YEAR                 | TEAM               | LEAGUE | REGULAR SEASON |           |            |            |            | PLAYOFFS  |           |           |           |           |
|----------------------|--------------------|--------|----------------|-----------|------------|------------|------------|-----------|-----------|-----------|-----------|-----------|
|                      |                    |        | GP             | G         | A          | PTS        | PIM        | GP        | G         | A         | PTS       | PIM       |
| 2001-02              | New England Jr.    | EJHL   | 39             | 16        | 20         | 36         | 50         | --        | --        | --        | --        | --        |
| 2002-03              | New England Jr.    | EJHL   | 44             | 28        | 40         | 68         | 59         | --        | --        | --        | --        | --        |
| 2003-04              | Providence College | H-East | 37             | 10        | 6          | 16         | 47         | --        | --        | --        | --        | --        |
| 2004-05              | Providence College | H-East | 26             | 11        | 5          | 16         | 14         | --        | --        | --        | --        | --        |
| 2005-06              | Providence College | H-East | 36             | 9         | 19         | 28         | 29         | --        | --        | --        | --        | --        |
| 2006-07              | Providence College | H-East | 36             | 13        | 4          | 17         | 30         | --        | --        | --        | --        | --        |
| 2007-08              | Springfield        | AHL    | 73             | 12        | 11         | 23         | 46         | --        | --        | --        | --        | --        |
| 2008-09              | Springfield        | AHL    | 77             | 10        | 12         | 22         | 65         | --        | --        | --        | --        | --        |
| 2008-09              | Stockton           | ECHL   | 3              | 0         | 2          | 2          | 0          | --        | --        | --        | --        | --        |
| 2009-10              | Edmonton           | NHL    | 2              | 1         | 0          | 1          | 0          | --        | --        | --        | --        | --        |
|                      | Springfield        | AHL    | 76             | 12        | 11         | 23         | 38         | --        | --        | --        | --        | --        |
| 2010-11              | Oklahoma City      | AHL    | 80             | 42        | 16         | 58         | 63         | 6         | 1         | 1         | 2         | 6         |
| 2011-12              | Pittsburgh         | NHL    | 5              | 0         | 0          | 0          | 0          | --        | --        | --        | --        | --        |
|                      | Wilkes-Barre       | AHL    | 68             | 14        | 35         | 49         | 41         | 12        | 6         | 7         | 13        | 2         |
| 2012-13              | NY Islanders       | NHL    | 45             | 7         | 10         | 17         | 32         | 6         | 2         | 1         | 3         | 2         |
|                      | Bridgeport         | AHL    | 35             | 6         | 21         | 27         | 32         | --        | --        | --        | --        | --        |
| 2013-14              | NY Islanders       | NHL    | 70             | 8         | 10         | 18         | 34         | --        | --        | --        | --        | --        |
| 2014-15              | NY Islanders       | NHL    | 18             | 2         | 6          | 8          | 0          | 2         | 0         | 0         | 0         | 2         |
|                      | Bridgeport         | AHL    | 40             | 14        | 21         | 35         | 28         | --        | --        | --        | --        | --        |
| 2015-16              | FLYERS             | NHL    | 5              | 1         | 0          | 1          | 7          | 3         | 0         | 0         | 0         | 0         |
|                      | PHANTOMS           | AHL    | 51             | 14        | 18         | 32         | 30         | --        | --        | --        | --        | --        |
| <b>AHL TOTALS</b>    |                    |        | <b>409</b>     | <b>96</b> | <b>106</b> | <b>202</b> | <b>285</b> | <b>18</b> | <b>7</b>  | <b>8</b>  | <b>15</b> | <b>8</b>  |
| <b>ECHL TOTALS</b>   |                    |        | <b>3</b>       | <b>0</b>  | <b>2</b>   | <b>2</b>   | <b>0</b>   | <b>--</b> | <b>--</b> | <b>--</b> | <b>--</b> | <b>--</b> |
| <b>EJHL TOTALS</b>   |                    |        | <b>83</b>      | <b>44</b> | <b>60</b>  | <b>104</b> | <b>109</b> | <b>--</b> | <b>--</b> | <b>--</b> | <b>--</b> | <b>--</b> |
| <b>H-East TOTALS</b> |                    |        | <b>135</b>     | <b>43</b> | <b>34</b>  | <b>77</b>  | <b>120</b> | <b>--</b> | <b>--</b> | <b>--</b> | <b>--</b> | <b>--</b> |
| <b>NHL TOTALS</b>    |                    |        | <b>145</b>     | <b>19</b> | <b>26</b>  | <b>45</b>  | <b>73</b>  | <b>11</b> | <b>2</b>  | <b>1</b>  | <b>3</b>  | <b>4</b>  |





# 37 | Andy Miele

— CENTER —

**BIRTHDATE:** April 15, 1988 | **BIRTHPLACE:** Grosse Pointe Woods, MI  
**HEIGHT:** 5'8" | **WEIGHT:** 173 | **SHOOTS:** Left | **SEASON:** 4th NHL, 1st Flyers  
**ACQUIRED:** Free Agent — signed July 1, 2016

## 2015-16

Skated a second season for Detroit's AHL affiliate, the Grand Rapids Griffins... appeared in 75 games, recording 18 goals and 44 assists for 62 points, leading the Griffins in scoring for the second year in a row... posted a four-point night (1G, 3A) March 11 vs. Manitoba... the game started a three-game weekend in which Miele recorded two goals and six assists for eight points... contributed two goals and five assists in nine Calder Cup Playoff games.

## CAREER

**2014-15:** Ranked first on the Griffins in scoring and second overall in the AHL with 70 points (26-44—70) in 71 games... Ranked among Grand Rapids' leaders with 26 goals (3rd), 44 assists (1st), eight power play goals (2nd), 16 power play assists (1st), five game-winning goals (T2nd), a 0.750 shootout percentage (1st) and a 17.9 shooting percentage (3rd)... Placed second on Grand Rapids in scoring with 14 points (3-11—14) in 16 Calder Cup playoff games... Recorded 22 multi-point performances during the regular season... Named to the AHL First All-Star Team, the second consecutive season in which he earned all-star honors from the league... Missed the first three games of the season recovering from off-season surgery... Produced a goal and assist in his Griffins debut and earned second-star honors, 10/18/14 at CHA... Put away two goals in the first 5:33 of the game, 10/31/14 vs. CHI... Secured a three-point performance (1-2—3), 11/28/14 at RCH... Earned two assists, 12/6/14 at RFD... Notched five points with a goal and four assists to earn first-star honors, 12/19/14 vs. TOR... Earned his 39th and 40th points of the season with a two-assist game, 2/4/15 at TOR... Secured his second two-goal game of the season, 2/14/15 vs. SA... Tied the game with 0.4 seconds left in regulation and then notched the game-winning overtime goal, 2/18/15 vs. MIL... Reached 50 points on the season with a goal, 2/20/15 vs. HAM... Began the playoffs with a four-game point streak, earning two goals and four assists in that time, 4/25/15-5/2/15... Enjoyed four two-assist games during the postseason. **2013-14:** Tied for third overall among AHL scorers after posting 72 points (27-45—72) in 70 contests with Portland... Tied for third among league scorers in power play assists (25)... Named to the AHL Second All-Star Team... Ran a five-game winning streak to begin the season, amassing five goals and three assists, 10/9/13-10/23/13... Tied a career-high by scoring five points (3-2—5), 12/14/13 vs. WOR... Tallied a goal in three consecutive games, 12/21/13-12/28/13... Ran two separate seven-game point streaks, picking up 11 points (4-7—11) from 2/18/14-3/2/14 and 13 points (4-9—13) from 3/23/14-4/5/14... Enjoyed a four-point night with a goal and three assists, 3/29/14 vs. MCH... Dressed in seven games with Phoenix and notched two assists and five PIM... Produced his first NHL point with an assist and scored an additional helper in his NHL season debut, 10/29/13 vs. LAK. **2012-13:** Appeared in one game with Phoenix on Feb. 2 vs. Dallas... Played in 70 games with Portland (AHL), recording 19-34-53 as an Alternate Captain... Led the Pirates in points and assists... Ranked third on the team in goals... Registered a five-game point streak (4-5-9) from Mar. 29-Apr. 9... Added 1-2-3 and 15 PIM in three postseason games... **2011-12:** Played in seven games with the Coyotes... Made his NHL debut on Oct. 23 at Anaheim... Appeared in his first professional season with Portland, skating in 69 games... Led the Pirates in scoring (16-38-54)... Recorded his first professional goal and assist in his professional debut at Bridgeport, Oct. 8... Tallied 2-3-5, including three power play points vs. Manchester, Oct. 19... Recorded a six-game point streak (2-6-8) from Nov. 9-19 along with a five-game assist streak (1-6-7) from Nov. 11-19... Named an Eastern Conference All-Star... **2010-11:** Appeared in all 39 games with Miami (OH) as an Assistant Captain, recording 24-47-71 and 35 PIM... Led the nation in points... 2011 Hobey Baker Award Winner... AHCA First-Team All-America... INCH First-Team All-America and Player of the Year... College Hockey News First-Team All-America... USCHO Player of the Year... USA Hockey College Player of the Year... CCHA Player of the Year... Recorded a 17-game point streak (Jan. 8-Mar. 19) during which he posted a total of 38 points... Registered a point in all but six games... Had a team-leading 22 multi-point games... Voted First-Team All-CCHA... Named to CCHA All-Tournament Team and named MVP... Ranks second on Miami's single-season assist list (47)... Tied for second on Miami's single-season points list (71)... Ranks sixth on Miami's all-time points list (159)... **2009-10:** Played in 43 games with Miami (OH), recording 15-29-44 and 61 PIM... Ranked second on the team with 44 points... Tallied a team-high 29 assists... **2008-09:** One of only six Miami players to appear in all 41 games... Totaled 15-15-30 and 34 PIM... Tallied at least one point in 21 games... **2007-08:** Appeared in 18 games in his first season with Miami (OH), recording 6-8-14 and four PIM... **2005-07:** Split time in the United States Hockey League (USHL) between Cedar Rapids and Chicago... Appeared in 139 games and registered 60-65-125... Collected 17 power play goals and 25 power play assists... Holds the record for most goals in a career for Chicago (USHL)





## CAREER RECORD

| YEAR               | TEAM         | LEAGUE | REGULAR SEASON |            |            |            |            | PLAYOFFS  |          |           |           |           |
|--------------------|--------------|--------|----------------|------------|------------|------------|------------|-----------|----------|-----------|-----------|-----------|
|                    |              |        | GP             | G          | A          | PTS        | PIM        | GP        | G        | A         | PTS       | PIM       |
| 2005-06            | Cedar Rapids | USHL   | 52             | 10         | 17         | 27         | 41         | 8         | 0        | 4         | 4         | 4         |
| 2006-07            | Cedar Rapids | USHL   | 13             | 7          | 8          | 15         | 15         | --        | --       | --        | --        | --        |
|                    | Chicago      | USHL   | 45             | 13         | 29         | 42         | 70         | 4         | 2        | 4         | 6         | 14        |
| 2007-08            | Chicago      | USHL   | 29             | 30         | 11         | 41         | 78         | --        | --       | --        | --        | --        |
| 2008-09            | Miami (Ohio) | CCHA   | 18             | 6          | 8          | 14         | 4          | --        | --       | --        | --        | --        |
| 2009-10            | Miami (Ohio) | CCHA   | 41             | 15         | 16         | 31         | 34         | --        | --       | --        | --        | --        |
| 2010-11            | Miami (Ohio) | CCHA   | 39             | 24         | 47         | 71         | 35         | --        | --       | --        | --        | --        |
| 2011-12            | Portland     | AHL    | 69             | 16         | 38         | 54         | 43         | --        | --       | --        | --        | --        |
|                    | Phoenix      | NHL    | 7              | 0          | 0          | 0          | 5          | --        | --       | --        | --        | --        |
| 2012-13            | Portland     | AHL    | 70             | 19         | 34         | 53         | 72         | 3         | 1        | 2         | 3         | 15        |
|                    | Phoenix      | NHL    | 1              | 0          | 0          | 0          | 0          | --        | --       | --        | --        | --        |
| 2013-14            | Portland     | AHL    | 70             | 27         | 45         | 72         | 66         | --        | --       | --        | --        | --        |
|                    | Phoenix      | NHL    | 7              | 0          | 2          | 2          | 4          | --        | --       | --        | --        | --        |
| 2014-15            | Grand Rapids | AHL    | 71             | 26         | 44         | 70         | 42         | 16        | 3        | 11        | 14        | 20        |
| 2015-16            | Grand Rapids | AHL    | 75             | 18         | 44         | 62         | 77         | 9         | 2        | 5         | 7         | 12        |
| <b>USHL TOTALS</b> |              |        | <b>139</b>     | <b>60</b>  | <b>65</b>  | <b>125</b> | <b>204</b> | <b>12</b> | <b>2</b> | <b>8</b>  | <b>10</b> | <b>18</b> |
| <b>CCHA TOTALS</b> |              |        | <b>98</b>      | <b>45</b>  | <b>71</b>  | <b>116</b> | <b>73</b>  | --        | --       | --        | --        | --        |
| <b>AHL TOTALS</b>  |              |        | <b>355</b>     | <b>106</b> | <b>205</b> | <b>311</b> | <b>300</b> | <b>28</b> | <b>6</b> | <b>18</b> | <b>24</b> | <b>45</b> |
| <b>NHL TOTALS</b>  |              |        | <b>15</b>      | <b>0</b>   | <b>2</b>   | <b>2</b>   | <b>11</b>  | --        | --       | --        | --        | --        |





# 45 | Will O'Neill

– DEFENSE –

**BIRTHDATE:** April 28, 1988 | **BIRTHPLACE:** Boston, MA  
**HEIGHT:** 6'1" | **WEIGHT:** 205 | **SHOOTS:** Left | **SEASON:** 1st NHL, 1st Flyers  
**ACQUIRED:** Free Agent – signed July 1, 2016

## 2015-16

Spent the season with Pittsburgh's AHL affiliate, the Wilkes Barre/Scranton Penguins... scored two goals vs. Lehigh Valley on Oct. 17th...posted three assists against St. John's on November 4th.

## CAREER

**2014-15:** Played 72 games for the St. John's Ice Caps of the AHL... Set career highs in goals (10), assists (38) and points (48)... led St. John's in scoring and ranked 5th among all AHL blueliners. **2013-14:** Posted career bests in goals (9), assists (26) and points (35) for the St. John's Ice Caps in 2013-14... Compiled a five-game point streak from Mar. 8 to Mar. 21 (1G, 7A)... Added three goals and 13 assists for 16 points in 18 playoff contests, trailing only Andrew Gordon for the team lead... His 16 playoff points were the fourth best total in the American Hockey League and led all defensemen in postseason scoring... His 13 playoff assists were tied for the most in the league... Collected two separate five-game playoff point streaks from May 6 to May 15 (6A) and from May 25 to June 8 (3G, 4A). **2012-13:** completed his NCAA career with 101 points (19G, 82A) in 141 games with the University of Maine Black Bears... Was named to the NCAA (Hockey East) All-Academic Team in 2009-10... Won the USHL Clark Cup in 2007-08 as a member of the Omaha Lancers. **2011-12:** Made his pro debut with Winnipeg AHL affiliate St. John's after signing a two-year entry-level contract with the Jets in March 2012 following his senior season at Maine... posted a goal and two assists and was plus-one with nine penalty minutes in seven games with the IceCaps... was a healthy scratch during the playoffs as St. John's reached the AHL Eastern Conference Finals... led all Maine defensemen with 30 assists and was minus-five with 3 goals and 68 penalty minutes in his final season with the Black Bears... Maine finished fourth in Hockey East and earned an at-large bid to the NCAA tournament after reaching the Hockey East championship game. **2010-11:** As an upperclassman, took on added responsibility for the University of Maine Black Bears, wearing a "C" on his jersey as co-captain and playing on all special teams... although hampered by a leg injury for much of the year, still posted 21 points in 28 games. **2009-10:** In 39 games, scored 6 goals with 23 assists and improved his plus/minus rating to -2 while reducing his penalty minutes (69) despite increased ice time... six of his eight goals were scored on the power play as the Bears enjoyed a winning season and advanced to the Hockey East championship game, losing to eventual Frozen Four champion Boston College in OT. **2008-09:** Entered the University of Maine and saw significant ice time as a freshman both on defense and occasionally as a forward. In 34 games with the Black Bears, scored 4 goals with 12 assists with 82 PIM. **2007-08:** Scored 5 goals and added 19 assists in 48 regular season games in his second USHL season, and posted a plus/minus rating of +18... racked up 95 PIM... in 14 playoff games for the Lancers, posted seven points (1G, 6A) and was +7 with 38 PIM. **2006-07:** Posted 13 points and 73 PIM in 57 games with the Omaha Lancers of the USHL... was scoreless in five playoff games with 8 PIM. **2005-06:** Played prep school hockey at Tabor Academy, scoring 5 goals with 25 assists in 30 games. **2004-05:** Represented the USA on the U-17 team at the Five Nations Cup... was ranked 173rd amongst North American skaters by ISS.

## CAREER RECORD

| YEAR                 | TEAM                  | LEAGUE | REGULAR SEASON |           |           |            |            |           | PLAYOFFS |           |           |           |  |
|----------------------|-----------------------|--------|----------------|-----------|-----------|------------|------------|-----------|----------|-----------|-----------|-----------|--|
|                      |                       |        | GP             | G         | A         | PTS        | PIM        | GP        | G        | A         | PTS       | PIM       |  |
| 2006-07              | Omaha                 | USHL   | 57             | 4         | 9         | 13         | 73         | 5         | 0        | 0         | 0         | 8         |  |
| 2007-08              | Omaha                 | USHL   | 58             | 5         | 19        | 24         | 95         | 14        | 1        | 6         | 7         | 38        |  |
| 2008-09              | Maine                 | H-East | 34             | 4         | 12        | 16         | 82         | --        | --       | --        | --        | --        |  |
| 2009-10              | Maine                 | H-East | 39             | 8         | 23        | 31         | 69         | --        | --       | --        | --        | --        |  |
| 2010-11              | Maine                 | H-East | 28             | 4         | 17        | 21         | 44         | --        | --       | --        | --        | --        |  |
| 2011-12              | Maine                 | H-East | 40             | 3         | 30        | 33         | 68         | --        | --       | --        | --        | --        |  |
| 2011-12              | St. John's            | AHL    | 7              | 1         | 2         | 3          | 9          | --        | --       | --        | --        | --        |  |
| 2012-13              | St. John's            | AHL    | 59             | 3         | 18        | 21         | 32         | --        | --       | --        | --        | --        |  |
| 2013-14              | St. John's            | AHL    | 68             | 9         | 26        | 35         | 80         | 18        | 3        | 13        | 16        | 27        |  |
| 2014-15              | St. John's            | AHL    | 72             | 10        | 38        | 48         | 74         | --        | --       | --        | --        | --        |  |
| 2015-16              | Wilkes-Barre/Scranton | AHL    | 74             | 8         | 42        | 50         | 78         | 9         | 1        | 3         | 4         | 12        |  |
| <b>USHL TOTALS</b>   |                       |        | <b>115</b>     | <b>9</b>  | <b>28</b> | <b>37</b>  | <b>168</b> | <b>19</b> | <b>1</b> | <b>6</b>  | <b>7</b>  | <b>46</b> |  |
| <b>H-EAST TOTALS</b> |                       |        | <b>141</b>     | <b>19</b> | <b>82</b> | <b>101</b> | <b>263</b> | --        | --       | --        | --        | --        |  |
| <b>AHL TOTALS</b>    |                       |        | <b>280</b>     | <b>31</b> | <b>31</b> | <b>157</b> | <b>273</b> | <b>27</b> | <b>4</b> | <b>16</b> | <b>20</b> | <b>39</b> |  |



# IN THE SYSTEM



## Wade Allison

– RIGHT WING –

**BIRTHDATE:** October 14th, 1997 | **BIRTHPLACE:** Roland, Manitoba

**HEIGHT:** 6'2" | **WEIGHT:** 205 | **SHOOTS:** Right

**ACQUIRED:** Draft - 2nd round (52nd overall) in 2016

### CAREER RECORD

| YEAR                    | TEAM           | LEAGUE    | REGULAR SEASON |           |           |           |           | PLAYOFFS  |          |          |           |          |
|-------------------------|----------------|-----------|----------------|-----------|-----------|-----------|-----------|-----------|----------|----------|-----------|----------|
|                         |                |           | GP             | G         | A         | PTS       | PIM       | GP        | G        | A        | PTS       | PIM      |
| 2011-12                 | Pembina Valley | WBAAA     | 56             | 45        | 50        | 95        | 0         | --        | --       | --       | --        | --       |
|                         | Carman         | CAHS      | 3              | 5         | 5         | 10        | 0         | --        | --       | --       | --        | --       |
| 2012-13                 | Pembina Valley | MMHL      | 35             | 15        | 22        | 37        | 16        | 5         | 4        | 3        | 7         | 2        |
| 2013-14                 | Omaha          | NAPHL 16U | 15             | 19        | 9         | 28        | 10        | 5         | 3        | 6        | 9         | 2        |
| 2014-15                 | Tri-City       | USHL      | 35             | 6         | 7         | 13        | 8         | 7         | 0        | 2        | 2         | 0        |
| 2015-16                 | Tri-City       | USHL      | 56             | 25        | 22        | 47        | 46        | 11        | 9        | 7        | 16        | 4        |
| <b>WBAA TOTALS</b>      |                |           | <b>56</b>      | <b>45</b> | <b>50</b> | <b>95</b> | <b>0</b>  | --        | --       | --       | --        | --       |
| <b>CAHS TOTALS</b>      |                |           | <b>3</b>       | <b>5</b>  | <b>5</b>  | <b>10</b> | <b>0</b>  | --        | --       | --       | --        | --       |
| <b>MMHL TOTALS</b>      |                |           | <b>35</b>      | <b>15</b> | <b>22</b> | <b>37</b> | <b>16</b> | <b>5</b>  | <b>4</b> | <b>3</b> | <b>7</b>  | <b>2</b> |
| <b>NAPHL 16U TOTALS</b> |                |           | <b>15</b>      | <b>19</b> | <b>9</b>  | <b>28</b> | <b>10</b> | <b>5</b>  | <b>3</b> | <b>6</b> | <b>9</b>  | <b>2</b> |
| <b>USHL TOTALS</b>      |                |           | <b>91</b>      | <b>31</b> | <b>29</b> | <b>60</b> | <b>54</b> | <b>18</b> | <b>9</b> | <b>9</b> | <b>18</b> | <b>4</b> |



## Mark Alt

– DEFENSE –

**BIRTHDATE:** Oct 18, 1991 | **BIRTHPLACE:** Kansas City, MO

**HEIGHT:** 6'4" | **WEIGHT:** 205 | **SHOOTS:** Right

**ACQUIRED:** Trade from CAR - January 13, 2013

### CAREER RECORD

| YEAR                       | TEAM      | LEAGUE | REGULAR SEASON |           |           |           |           | PLAYOFFS |    |    |     |     |
|----------------------------|-----------|--------|----------------|-----------|-----------|-----------|-----------|----------|----|----|-----|-----|
|                            |           |        | GP             | G         | A         | PTS       | PIM       | GP       | G  | A  | PTS | PIM |
| 2010-11                    | Minnesota | WCHA   | 35             | 2         | 8         | 10        | 22        | --       | -- | -- | --  | --  |
| 2011-12                    | Minnesota | WCHA   | 43             | 5         | 17        | 22        | 43        | --       | -- | -- | --  | --  |
| 2012-13                    | Minnesota | WCHA   | 39             | 0         | 7         | 7         | 20        | --       | -- | -- | --  | --  |
|                            | PHANTOMS  | AHL    | 6              | 1         | 1         | 2         | 2         | --       | -- | -- | --  | --  |
| 2013-14                    | PHANTOMS  | AHL    | 75             | 4         | 22        | 26        | 31        | --       | -- | -- | --  | --  |
| 2014-15                    | PHANTOMS  | AHL    | 44             | 2         | 8         | 10        | 18        | --       | -- | -- | --  | --  |
|                            | FLYERS    | NHL    | 1              | 0         | 0         | 0         | 0         | --       | -- | -- | --  | --  |
| 2015-16                    | PHANTOMS  | AHL    | 72             | 4         | 15        | 19        | 46        | --       | -- | -- | --  | --  |
| <b>COLLEGE TOTALS</b>      |           |        | <b>117</b>     | <b>7</b>  | <b>32</b> | <b>39</b> | <b>85</b> | --       | -- | -- | --  | --  |
| <b>AHL TOTALS</b>          |           |        | <b>197</b>     | <b>11</b> | <b>46</b> | <b>57</b> | <b>97</b> | --       | -- | -- | --  | --  |
| <b>NHL/FLYERS TOTALS</b>   |           |        | <b>1</b>       | <b>0</b>  | <b>0</b>  | <b>0</b>  | <b>0</b>  | --       | -- | -- | --  | --  |
| <b>PROFESSIONAL TOTALS</b> |           |        | <b>198</b>     | <b>11</b> | <b>46</b> | <b>57</b> | <b>97</b> | --       | -- | -- | --  | --  |



## IN THE SYSTEM



### Terrance Amorosa

– DEFENSE –


**BIRTHDATE:** November 13, 1994 | **BIRTHPLACE:** Kirkland, Quebec

**HEIGHT:** 6'1" | **WEIGHT:** 185 | **SHOOTS:** Left

**ACQUIRED:** Draft - 5th round (132nd overall) in 2013

#### CAREER RECORD

| YEAR                  | TEAM          | LEAGUE             | REGULAR SEASON |          |           |           |           | PLAYOFFS |          |          |          |          |
|-----------------------|---------------|--------------------|----------------|----------|-----------|-----------|-----------|----------|----------|----------|----------|----------|
|                       |               |                    | GP             | G        | A         | PTS       | PIM       | GP       | G        | A        | PTS      | PIM      |
| 2012-13               | Holderness HS | HS - New Hampshire | 27             | 9        | 13        | 22        | 0         | --       | --       | --       | --       | --       |
| 2013-14               | Sioux City    | USHL               | 50             | 2        | 12        | 14        | 10        | 6        | 0        | 0        | 0        | 2        |
| 2014-15               | Clarkson      | ECAC               | 18             | 1        | 4         | 5         | 10        | --       | --       | --       | --       | --       |
| 2015-16               | Clarkson      | ECAC               | 27             | 4        | 12        | 16        | 14        | --       | --       | --       | --       | --       |
| <b>USHL TOTALS</b>    |               |                    | <b>50</b>      | <b>2</b> | <b>12</b> | <b>14</b> | <b>10</b> | <b>6</b> | <b>0</b> | <b>0</b> | <b>0</b> | <b>2</b> |
| <b>COLLEGE TOTALS</b> |               |                    | <b>45</b>      | <b>5</b> | <b>16</b> | <b>21</b> | <b>24</b> | --       | --       | --       | --       | --       |



### Nicolas Aube-Kubel

– RIGHT WING –

**BIRTHDATE:** May 10, 1996 | **BIRTHPLACE:** Slave Lake, Alberta

**HEIGHT:** 5'11" | **WEIGHT:** 196 | **SHOOTS:** Right

**ACQUIRED:** Draft - 2nd round (48th overall) in 2014

#### CAREER RECORD

| YEAR                | TEAM     | LEAGUE | REGULAR SEASON |            |            |            |            | PLAYOFFS  |           |           |           |           |
|---------------------|----------|--------|----------------|------------|------------|------------|------------|-----------|-----------|-----------|-----------|-----------|
|                     |          |        | GP             | G          | A          | PTS        | PIM        | GP        | G         | A         | PTS       | PIM       |
| 2012-13             | Val d'Or | QMJHL  | 64             | 10         | 17         | 27         | 26         | 10        | 1         | 0         | 1         | 8         |
| 2013-14             | Val d'Or | QMJHL  | 65             | 22         | 31         | 53         | 61         | 24        | 4         | 9         | 13        | 20        |
| 2014-15             | Val d'Or | QMJHL  | 61             | 38         | 42         | 80         | 81         | 17        | 5         | 10        | 15        | 22        |
| 2015-16             | Val d'Or | QMJHL  | 61             | 38         | 46         | 84         | 71         | 6         | 3         | 0         | 3         | 12        |
|                     | PHANTOMS | AHL    | 6              | 2          | 1          | 3          | 6          | --        | --        | --        | --        | --        |
| <b>QMJHL TOTALS</b> |          |        | <b>251</b>     | <b>108</b> | <b>136</b> | <b>244</b> | <b>239</b> | <b>57</b> | <b>13</b> | <b>19</b> | <b>32</b> | <b>62</b> |
| <b>AHL TOTALS</b>   |          |        | <b>6</b>       | <b>2</b>   | <b>1</b>   | <b>3</b>   | <b>6</b>   | --        | --        | --        | --        | --        |



# IN THE SYSTEM



## Cole Bardreau

— CENTER —

BIRTHDATE: July 22, 1993 | BIRTHPLACE: Fairport, NY

HEIGHT: 5'10" | WEIGHT: 193 | SHOOTS: Right

ACQUIRED: Free agent - signed March 12, 2015

### CAREER RECORD

| YEAR    | TEAM                | LEAGUE | REGULAR SEASON |           |           |           |           | PLAYOFFS  |           |           |           |           |
|---------|---------------------|--------|----------------|-----------|-----------|-----------|-----------|-----------|-----------|-----------|-----------|-----------|
|         |                     |        | GP             | G         | A         | PTS       | PIM       | GP        | G         | A         | PTS       | PIM       |
| 2009-10 | USNTP U-18          | USHL   | 1              | 0         | 1         | 1         | 2         | --        | --        | --        | --        | --        |
|         | USNTP U-17          | USHL   | 34             | 4         | 7         | 11        | 23        | --        | --        | --        | --        | --        |
| 2010-11 | USNTP               | USHL   | 24             | 4         | 7         | 11        | 23        | --        | --        | --        | --        | --        |
| 2011-12 | Cornell             | ECAC   | 34             | 4         | 4         | 8         | 18        | --        | --        | --        | --        | --        |
| 2012-13 | Cornell             | ECAC   | 13             | 2         | 5         | 7         | 12        | --        | --        | --        | --        | --        |
| 2013-14 | Cornell             | ECAC   | 26             | 7         | 9         | 16        | 14        | --        | --        | --        | --        | --        |
| 2014-15 | Cornell             | ECAC   | 30             | 5         | 17        | 22        | 38        | --        | --        | --        | --        | --        |
|         | PHANTOMS            | AHL    | 15             | 1         | 1         | 2         | 2         | --        | --        | --        | --        | --        |
| 2015-16 | PHANTOMS            | AHL    | 54             | 13        | 17        | 30        | 54        | --        | --        | --        | --        | --        |
|         | <b>USNTP TOTALS</b> |        | <b>59</b>      | <b>8</b>  | <b>15</b> | <b>23</b> | <b>48</b> | <b>0</b>  | <b>0</b>  | <b>0</b>  | <b>0</b>  | <b>0</b>  |
|         | <b>NCAA TOTALS</b>  |        | <b>103</b>     | <b>18</b> | <b>35</b> | <b>53</b> | <b>82</b> | <b>0</b>  | <b>0</b>  | <b>0</b>  | <b>0</b>  | <b>0</b>  |
|         | <b>AHL TOTALS</b>   |        | <b>69</b>      | <b>14</b> | <b>18</b> | <b>32</b> | <b>56</b> | <b>--</b> | <b>--</b> | <b>--</b> | <b>--</b> | <b>--</b> |



## David Bernhardt

— DEFENSE —

BIRTHDATE: December 1, 1997 | BIRTHPLACE: Huddinge, Sweden

HEIGHT: 6'3" | WEIGHT: 203 | SHOOTS: Left


ACQUIRED: Draft - 7th round (199th overall) in 2016

### CAREER RECORD

| YEAR    | TEAM                    | LEAGUE          | REGULAR SEASON |           |           |           |           | PLAYOFFS |          |          |          |          |
|---------|-------------------------|-----------------|----------------|-----------|-----------|-----------|-----------|----------|----------|----------|----------|----------|
|         |                         |                 | GP             | G         | A         | PTS       | PIM       | GP       | G        | A        | PTS      | PIM      |
| 2011-12 | Nacka HK U16            | U16 SM          | 3              | 0         | 0         | 0         | 0         | --       | --       | --       | --       | --       |
| 2012-13 | Djurgårdens IF U16      | U16 Div 1.      | 20             | 5         | 11        | 16        | 14        | --       | --       | --       | --       | --       |
|         | Djurgårdens IF U16      | U16 SM          | 3              | 1         | 0         | 1         | 10        | --       | --       | --       | --       | --       |
|         | Djurgårdens IF J18      | J18 Elit        | 4              | 0         | 1         | 1         | 2         | --       | --       | --       | --       | --       |
|         | Djurgårdens IF J18      | J18 Allsvenskan | 4              | 0         | 0         | 0         | 0         | --       | --       | --       | --       | --       |
| 2013-14 | Djurgårdens IF J18      | J18 Elit        | 20             | 5         | 9         | 14        | 39        | --       | --       | --       | --       | --       |
|         | Djurgårdens IF J18      | J18 Allsvenskan | 17             | 3         | 7         | 10        | 14        | 4        | 0        | 2        | 2        | 0        |
|         | Djurgårdens IF J20      | SuperElit       | 6              | 0         | 0         | 0         | 2         | 2        | 0        | 0        | 0        | 0        |
| 2014-15 | Djurgårdens IF J18      | J18 Elit        | 5              | 2         | 4         | 6         | 8         | --       | --       | --       | --       | --       |
|         | Djurgårdens IF J18      | J18 Allsvenskan | 6              | 1         | 8         | 9         | 37        | 5        | 0        | 5        | 5        | 8        |
|         | Djurgårdens IF J20      | SuperElit       | 38             | 6         | 9         | 15        | 10        | --       | --       | --       | --       | --       |
| 2015-16 | Djurgårdens IF J20      | SuperElit       | 45             | 10        | 28        | 38        | 30        | 7        | 3        | 3        | 6        | 2        |
|         | <b>U16 SM TOTALS</b>    |                 | <b>6</b>       | <b>1</b>  | <b>0</b>  | <b>1</b>  | <b>10</b> | <b>0</b> | <b>0</b> | <b>0</b> | <b>0</b> | <b>0</b> |
|         | <b>J18 Alls TOTALS</b>  |                 | <b>27</b>      | <b>4</b>  | <b>15</b> | <b>19</b> | <b>51</b> | <b>9</b> | <b>0</b> | <b>7</b> | <b>7</b> | <b>8</b> |
|         | <b>J18 Elit TOTALS</b>  |                 | <b>29</b>      | <b>7</b>  | <b>14</b> | <b>21</b> | <b>49</b> | <b>0</b> | <b>0</b> | <b>0</b> | <b>0</b> | <b>0</b> |
|         | <b>SuperElit TOTALS</b> |                 | <b>89</b>      | <b>16</b> | <b>37</b> | <b>53</b> | <b>42</b> | <b>9</b> | <b>3</b> | <b>3</b> | <b>6</b> | <b>2</b> |



# IN THE SYSTEM



## Connor Bunnaman

– CENTER –

**BIRTHDATE:** April 16, 1998 | **BIRTHPLACE:** Guelph, Ontario

**HEIGHT:** 6'1" | **WEIGHT:** 211 | **SHOOTS:** Left

**ACQUIRED:** Draft - 4th round (109th overall) in 2016

### CAREER RECORD

| YEAR              | TEAM      | LEAGUE | REGULAR SEASON |           |           |           |           | PLAYOFFS  |          |          |          |          |
|-------------------|-----------|--------|----------------|-----------|-----------|-----------|-----------|-----------|----------|----------|----------|----------|
|                   |           |        | GP             | G         | A         | PTS       | PIM       | GP        | G        | A        | PTS      | PIM      |
| 2014-15           | Kitchener | OHL    | 67             | 10        | 5         | 15        | 18        | 6         | 1        | 1        | 2        | 0        |
| 2015-16           | Kitchener | OHL    | 68             | 16        | 22        | 38        | 14        | 9         | 2        | 2        | 4        | 0        |
| <b>OHL TOTALS</b> |           |        | <b>135</b>     | <b>26</b> | <b>27</b> | <b>53</b> | <b>32</b> | <b>15</b> | <b>3</b> | <b>3</b> | <b>6</b> | <b>0</b> |



## Greg Carey

– CENTER –

**BIRTHDATE:** April 5, 1990 | **BIRTHPLACE:** Hamilton, Ontario

**HEIGHT:** 6'0" | **WEIGHT:** 195 | **SHOOTS:** Left

**ACQUIRED:** Free agent - signed July 1, 2016

### CAREER RECORD

| YEAR                | TEAM         | LEAGUE | REGULAR SEASON |            |           |            |           | PLAYOFFS |    |    |     |     |
|---------------------|--------------|--------|----------------|------------|-----------|------------|-----------|----------|----|----|-----|-----|
|                     |              |        | GP             | G          | A         | PTS        | PIM       | GP       | G  | A  | PTS | PIM |
| 2007-08             | Burlington   | OPJHL  | 46             | 10         | 12        | 22         | 16        | --       | -- | -- | --  | --  |
| 2008-09             | Burlington   | OJHL   | 45             | 31         | 34        | 65         | 24        | --       | -- | -- | --  | --  |
| 2009-10             | Burlington   | OJHL   | 48             | 72         | 42        | 114        | 46        | --       | -- | -- | --  | --  |
| 2010-11             | St. Lawrence | ECAC   | 40             | 23         | 17        | 40         | 24        | --       | -- | -- | --  | --  |
| 2011-12             | St. Lawrence | ECAC   | 36             | 15         | 22        | 37         | 22        | --       | -- | -- | --  | --  |
| 2013-14             | St. Lawrence | ECAC   | 38             | 18         | 39        | 57         | 39        | --       | -- | -- | --  | --  |
| 2013-14             | Portland     | AHL    | 13             | 1          | 1         | 2          | 4         | --       | -- | -- | --  | --  |
| 2014-15             | Portland     | AHL    | 29             | 2          | 4         | 6          | 18        | --       | -- | -- | --  | --  |
| 2014-15             | Gwinnett     | ECHL   | 30             | 15         | 12        | 27         | 6         | --       | -- | -- | --  | --  |
| 2015-16             | Springfield  | AHL    | 64             | 26         | 17        | 43         | 20        | --       | -- | -- | --  | --  |
| <b>OPJHL TOTALS</b> |              |        | <b>46</b>      | <b>10</b>  | <b>12</b> | <b>22</b>  | <b>16</b> | --       | -- | -- | --  | --  |
| <b>OJHL TOTALS</b>  |              |        | <b>93</b>      | <b>103</b> | <b>76</b> | <b>179</b> | <b>70</b> | --       | -- | -- | --  | --  |
| <b>ECAC TOTALS</b>  |              |        | <b>114</b>     | <b>56</b>  | <b>78</b> | <b>134</b> | <b>85</b> | --       | -- | -- | --  | --  |
| <b>AHL TOTALS</b>   |              |        | <b>106</b>     | <b>29</b>  | <b>22</b> | <b>51</b>  | <b>42</b> | --       | -- | -- | --  | --  |
| <b>ECHL TOTALS</b>  |              |        | <b>30</b>      | <b>15</b>  | <b>12</b> | <b>27</b>  | <b>6</b>  | --       | -- | -- | --  | --  |



## IN THE SYSTEM



### Samuel Dove-McFalls

– LEFT WING –

**BIRTHDATE:** April 10, 1997 | **BIRTHPLACE:** Montreal, Quebec

**HEIGHT:** 6'2" | **WEIGHT:** 204 | **SHOOTS:** Left

**ACQUIRED:** Draft - 4th round (98th overall) in 2015

#### CAREER RECORD

| YEAR                | TEAM                | LEAGUE     | GP         | REGULAR SEASON |           |           |            | PLAYOFFS  |          |          |          |          |
|---------------------|---------------------|------------|------------|----------------|-----------|-----------|------------|-----------|----------|----------|----------|----------|
|                     |                     |            |            | G              | A         | PTS       | PIM        | GP        | G        | A        | PTS      | PIM      |
| 2011-12             | Eisbären Berlin U16 | Schüler-BL | 24         | 22             | 22        | 44        | 8          | 4         | 3        | 4        | 7        | 0        |
| 2012-13             | Lac St-Louis        | QMEAA      | 28         | 15             | 26        | 41        | 26         | --        | --       | --       | --       | --       |
| 2013-14             | Saint John          | QMJHL      | 52         | 6              | 4         | 10        | 52         | --        | --       | --       | --       | --       |
| 2014-15             | Saint John          | QMJHL      | 66         | 14             | 20        | 34        | 73         | 5         | 1        | 0        | 1        | 4        |
| 2015-16             | Saint John          | QMJHL      | 29         | 5              | 7         | 12        | 41         | 17        | 6        | 1        | 7        | 2        |
| <b>QMJHL TOTALS</b> |                     |            | <b>147</b> | <b>25</b>      | <b>31</b> | <b>56</b> | <b>166</b> | <b>22</b> | <b>7</b> | <b>1</b> | <b>8</b> | <b>6</b> |



### David Drake

– DEFENSE –

**BIRTHDATE:** January 7, 1995 | **BIRTHPLACE:** Naperville, IL

**HEIGHT:** 6'3" | **WEIGHT:** 185 | **SHOOTS:** Left

**ACQUIRED:** Draft - 7th round (192nd overall) in 2013

#### CAREER RECORD

| YEAR                  | TEAM        | LEAGUE | GP        | REGULAR SEASON |          |           |           | PLAYOFFS  |           |           |           |           |
|-----------------------|-------------|--------|-----------|----------------|----------|-----------|-----------|-----------|-----------|-----------|-----------|-----------|
|                       |             |        |           | G              | A        | PTS       | PIM       | GP        | G         | A         | PTS       | PIM       |
| 2012-13               | Des Moines  | USHL   | 12        | 1              | 0        | 1         | 6         | --        | --        | --        | --        | --        |
| 2013-14               | Des Moines  | USHL   | 51        | 0              | 5        | 5         | 26        | --        | --        | --        | --        | --        |
| 2014-15               | Connecticut | H-EAST | 32        | 1              | 4        | 5         | 14        | --        | --        | --        | --        | --        |
| 2015-16               | Connecticut | H-EAST | 25        | 0              | 5        | 5         | 10        | --        | --        | --        | --        | --        |
| <b>USHL TOTALS</b>    |             |        | <b>63</b> | <b>1</b>       | <b>5</b> | <b>6</b>  | <b>32</b> | <b>--</b> | <b>--</b> | <b>--</b> | <b>--</b> | <b>--</b> |
| <b>COLLEGE TOTALS</b> |             |        | <b>57</b> | <b>1</b>       | <b>9</b> | <b>10</b> | <b>24</b> | <b>--</b> | <b>--</b> | <b>--</b> | <b>--</b> | <b>--</b> |



# IN THE SYSTEM



## Radel Fazleev

– LEFT WING –

**BIRTHDATE:** January 7, 1996 | **BIRTHPLACE:** Kazan, Russia

**HEIGHT:** 6'1" | **WEIGHT:** 192 | **SHOOTS:** Left

**ACQUIRED:** Draft - 6th round (168th overall) in 2014

### CAREER RECORD

| YEAR                 | TEAM       | LEAGUE | REGULAR SEASON |           |            |            |           | PLAYOFFS  |          |           |           |           |
|----------------------|------------|--------|----------------|-----------|------------|------------|-----------|-----------|----------|-----------|-----------|-----------|
|                      |            |        | GP             | G         | A          | PTS        | PIM       | GP        | G        | A         | PTS       | PIM       |
| 2013-14              | Calgary    | WHL    | 38             | 5         | 20         | 25         | 12        | 6         | 3        | 4         | 7         | 0         |
| 2014-15              | Calgary    | WHL    | 71             | 18        | 33         | 51         | 36        | 17        | 4        | 10        | 14        | 6         |
| 2015-16              | Calgary    | WHL    | 59             | 19        | 52         | 71         | 46        | 5         | 0        | 0         | 0         | 6         |
|                      | Russia U20 | WJC-20 | 7              | 1         | 2          | 3          | 0         |           |          |           |           |           |
| <b>WHL TOTALS</b>    |            |        | <b>168</b>     | <b>42</b> | <b>105</b> | <b>147</b> | <b>94</b> | <b>28</b> | <b>7</b> | <b>14</b> | <b>21</b> | <b>12</b> |
| <b>WJC-20 TOTALS</b> |            |        | <b>7</b>       | <b>1</b>  | <b>2</b>   | <b>3</b>   | <b>0</b>  |           |          |           |           |           |



## Ivan Fedotov

– GOALIE –

**BIRTHDATE:** Nov 28, 1996 | **BIRTHPLACE:** St. Petersburg, Russia

**HEIGHT:** 6'6" | **WEIGHT:** 192 | **CATCHES:** Left

**ACQUIRED:** Draft - 7th round (188th overall) in 2015

### CAREER RECORD

| YEAR              | TEAM                    | LEAGUE | REGULAR SEASON |             |            |           |             |           |           |           | PLAYOFFS  |            |           |          |             |          |          |   |
|-------------------|-------------------------|--------|----------------|-------------|------------|-----------|-------------|-----------|-----------|-----------|-----------|------------|-----------|----------|-------------|----------|----------|---|
|                   |                         |        | GP             | MINS        | GA         | SO        | AVG         | W         | L         | T         | GP        | MINS       | GA        | SO       | AVG         | W        | L        | T |
| 2013-14           | Reaktor Nizhnekamsk     | MHL    | 24             | 1273        | 70         | 0         | 3.3         | 7         | 11        | 1         |           |            |           |          |             |          |          |   |
| 2014-15           | Neftekhimik Nizhnekamsk | KHL    | 1              | 20          | 2          | 0         | 6           | 0         | 0         | 0         |           |            |           |          |             |          |          |   |
|                   | Reaktor Nizhnekamsk     | MHL    | 41             | 2305        | 75         | 6         | 1.95        | 21        | 10        | 7         | 10        | 578        | 29        | 0        | 3.01        | 6        | 4        |   |
| 2015-16           | Reaktor Nizhnekamsk     | MHL    | 29             | 1646        | 61         | 5         | 2.22        | 18        | 5         | 4         | 5         | 326        | 10        | 0        | 1.84        | 2        | 2        |   |
| <b>MHL TOTALS</b> |                         |        | <b>94</b>      | <b>5224</b> | <b>206</b> | <b>11</b> | <b>2.37</b> | <b>46</b> | <b>26</b> | <b>12</b> | <b>15</b> | <b>904</b> | <b>39</b> | <b>0</b> | <b>2.59</b> | <b>8</b> | <b>6</b> |   |





## IN THE SYSTEM



### Mark Friedman

– DEFENSE –

**BIRTHDATE:** Dec 25, 1995 | **BIRTHPLACE:** Toronto, Ontario

**HEIGHT:** 5'11" | **WEIGHT:** 195 | **SHOOTS:** Right

**ACQUIRED:** Draft - 3rd round (86th overall) in 2014

#### CAREER RECORD

| YEAR                  | TEAM          | LEAGUE | REGULAR SEASON |           |           |           |            | PLAYOFFS  |          |           |           |          |
|-----------------------|---------------|--------|----------------|-----------|-----------|-----------|------------|-----------|----------|-----------|-----------|----------|
|                       |               |        | GP             | G         | A         | PTS       | PIM        | GP        | G        | A         | PTS       | PIM      |
| 2010-11               | North York    | OJHL   | 2              | 0         | 0         | 0         | 0          | --        | --       | --        | --        | --       |
| 2011-12               | North York    | OJHL   | 48             | 9         | 18        | 27        | 44         | 4         | 1        | 3         | 4         | 0        |
| 2012-13               | Waterloo      | USHL   | 64             | 8         | 27        | 35        | 44         | 5         | 2        | 3         | 5         | 2        |
| 2013-14               | Waterloo      | USHL   | 51             | 10        | 30        | 40        | 30         | 12        | 0        | 7         | 7         | 4        |
| 2014-15               | Bowling Green | WCHA   | 39             | 2         | 17        | 19        | 75         | --        | --       | --        | --        | --       |
| 2015-16               | Bowling Green | WCHA   | 42             | 6         | 17        | 23        | 40         | --        | --       | --        | --        | --       |
| <b>OJHL TOTALS</b>    |               |        | <b>50</b>      | <b>9</b>  | <b>18</b> | <b>27</b> | <b>44</b>  | <b>4</b>  | <b>1</b> | <b>3</b>  | <b>4</b>  | <b>0</b> |
| <b>USHL TOTALS</b>    |               |        | <b>115</b>     | <b>18</b> | <b>57</b> | <b>75</b> | <b>74</b>  | <b>17</b> | <b>2</b> | <b>10</b> | <b>12</b> | <b>6</b> |
| <b>COLLEGE TOTALS</b> |               |        | <b>81</b>      | <b>8</b>  | <b>34</b> | <b>42</b> | <b>115</b> | --        | --       | --        | --        | --       |



### Tyrell Goulbourne

– LEFT WING –

**BIRTHDATE:** January 26, 1994 | **BIRTHPLACE:** Edmonton, Alberta

**HEIGHT:** 6'0" | **WEIGHT:** 200 | **SHOOTS:** Left

**ACQUIRED:** Draft - 3rd round (72nd overall) in 2013

#### CAREER RECORD

| YEAR              | TEAM     | LEAGUE | REGULAR SEASON |           |           |            |            | PLAYOFFS  |          |          |           |           |
|-------------------|----------|--------|----------------|-----------|-----------|------------|------------|-----------|----------|----------|-----------|-----------|
|                   |          |        | GP             | G         | A         | PTS        | PIM        | GP        | G        | A        | PTS       | PIM       |
| 2009-10           | Kelowna  | WHL    | 5              | 0         | 1         | 1          | 0          | --        | --       | --       | --        | --        |
| 2010-11           | Kelowna  | WHL    | 13             | 1         | 0         | 1          | 27         | 6         | 0        | 0        | 0         | 6         |
| 2011-12           | Kelowna  | WHL    | 63             | 6         | 8         | 14         | 109        | 4         | 0        | 0        | 0         | 2         |
| 2012-13           | Kelowna  | WHL    | 64             | 14        | 13        | 27         | 135        | 11        | 1        | 2        | 3         | 15        |
| 2013-14           | Kelowna  | WHL    | 68             | 17        | 20        | 37         | 114        | 14        | 2        | 3        | 5         | 23        |
| 2014-15           | Kelowna  | WHL    | 62             | 22        | 23        | 45         | 76         | 12        | 1        | 1        | 2         | 23        |
| 2015-16           | PHANTOMS | AHL    | 73             | 7         | 10        | 17         | 75         | --        | --       | --       | --        | --        |
| <b>WHL TOTALS</b> |          |        | <b>348</b>     | <b>67</b> | <b>75</b> | <b>142</b> | <b>536</b> | <b>47</b> | <b>4</b> | <b>6</b> | <b>10</b> | <b>69</b> |
| <b>AHL TOTALS</b> |          |        | <b>73</b>      | <b>7</b>  | <b>10</b> | <b>17</b>  | <b>75</b>  | --        | --       | --       | --        | --        |



# IN THE SYSTEM



## Robert Hagg

– DEFENSE –

**BIRTHDATE:** February 8, 1995 | **BIRTHPLACE:** Uppsala, Sweden

**HEIGHT:** 6'2" | **WEIGHT:** 212 | **SHOOTS:** Left

**ACQUIRED:** Draft - 2nd round (41st overall) in 2013

### CAREER RECORD

| YEAR                | TEAM                     | LEAGUE | REGULAR SEASON |          |           |           |           |          | PLAYOFFS |          |          |          |  |
|---------------------|--------------------------|--------|----------------|----------|-----------|-----------|-----------|----------|----------|----------|----------|----------|--|
|                     |                          |        | GP             | G        | A         | PTS       | PIM       | GP       | G        | A        | PTS      | PIM      |  |
| 2012-13             | Modo Hockey Örnsköldsvik | SweHL  | 27             | 0        | 1         | 1         | 2         | 1        | 0        | 0        | 0        | 0        |  |
| 2013-14             | Modo Hockey Örnsköldsvik | SweHL  | 50             | 1        | 5         | 6         | 47        | --       | --       | --       | --       | --       |  |
|                     | PHANTOMS                 | AHL    | 10             | 1        | 3         | 4         | 10        | --       | --       | --       | --       | --       |  |
| 2014-15             | PHANTOMS                 | AHL    | 69             | 3        | 17        | 20        | 42        | --       | --       | --       | --       | --       |  |
| 2015-16             | PHANTOMS                 | AHL    | 65             | 5        | 6         | 11        | 42        | --       | --       | --       | --       | --       |  |
| <b>SweHL TOTALS</b> |                          |        | <b>77</b>      | <b>1</b> | <b>6</b>  | <b>7</b>  | <b>49</b> | <b>1</b> | <b>0</b> | <b>0</b> | <b>0</b> | <b>0</b> |  |
| <b>AHL TOTALS</b>   |                          |        | <b>144</b>     | <b>9</b> | <b>26</b> | <b>35</b> | <b>94</b> | --       | --       | --       | --       | --       |  |



## Carter Hart

– GOALIE –

**BIRTHDATE:** August, 13th 1998 | **BIRTHPLACE:** Edmonton, Alberta

**HEIGHT:** 6'1" | **WEIGHT:** 176 | **SHOOTS:**

**ACQUIRED:** Draft - 2nd round (48th overall) in 2016

### CAREER RECORD

| YEAR              | TEAM    | LEAGUE | REGULAR SEASON |             |            |           |             |           |           |           |    |      | PLAYOFFS |    |     |    |    |
|-------------------|---------|--------|----------------|-------------|------------|-----------|-------------|-----------|-----------|-----------|----|------|----------|----|-----|----|----|
|                   |         |        | GP             | MINS        | GA         | SO        | AVG         | W         | L         | T         | GP | MINS | GA       | SO | AVG | W  | L  |
| 2013-14           | Everett | WHL    | 2              | 103         | 6          | 0         | 3.49        | 0         | 1         | 1         | -- | --   | --       | -- | --  | -- | -- |
| 2014-15           | Everett | WHL    | 30             | 1648        | 63         | 4         | 2.29        | 18        | 5         | 5         | -- | --   | --       | -- | --  | -- | -- |
| 2015-16           | Everett | WHL    | 63             | 3693        | 132        | 6         | 2.14        | 35        | 23        | 4         | -- | --   | --       | -- | --  | -- | -- |
| <b>WHL TOTALS</b> |         |        | <b>95</b>      | <b>5444</b> | <b>201</b> | <b>10</b> | <b>2.22</b> | <b>53</b> | <b>29</b> | <b>10</b> | -- | --   | --       | -- | --  | -- | -- |



# IN THE SYSTEM



## Linus Hogberg

– DEFENSE –

**BIRTHDATE:** September 4th, 1998 | **BIRTHPLACE:** Vaxjö, Sweden

**HEIGHT:** 6'0" | **WEIGHT:** 176 | **SHOOTS:** Left

**ACQUIRED:** Draft - 5th Round (139th overall) in 2016

### CAREER RECORD

| YEAR                 | TEAM                | LEAGUE          | REGULAR SEASON |          |           |           |           | PLAYOFFS |          |          |          |          |
|----------------------|---------------------|-----------------|----------------|----------|-----------|-----------|-----------|----------|----------|----------|----------|----------|
|                      |                     |                 | GP             | G        | A         | PTS       | PIM       | GP       | G        | A        | PTS      | PIM      |
| 2012-13              | Huddinge IK U16 2   | U16 Div. 2      | 4              | 4        | 3         | 7         | 2         | --       | --       | --       | --       | --       |
|                      | Huddinge IK U16 2   | U16 Div. 1      | 4              | 1        | 4         | 5         | 0         | --       | --       | --       | --       | --       |
|                      | Huddinge IK U16     | U16 Div. 1      | 8              | 2        | 2         | 4         | 0         | --       | --       | --       | --       | --       |
| 2013-14              | Huddinge IK U16     | U16 SM          | 6              | 0        | 2         | 2         | 0         | --       | --       | --       | --       | --       |
|                      | Huddinge IK U16     | U16 Div. 1      | 14             | 6        | 12        | 18        | 2         | --       | --       | --       | --       | --       |
|                      | Huddinge IK U16     | U16 SM          | 8              | 1        | 4         | 5         | 4         | --       | --       | --       | --       | --       |
|                      | Huddinge IK J18     | J18 Elit        | 12             | 0        | 4         | 4         | 0         | --       | --       | --       | --       | --       |
|                      | Huddinge IK J18     | J18 Allsvenskan | 17             | 1        | 2         | 3         | 6         | --       | --       | --       | --       | --       |
|                      | Huddinge IK J20     | J20 Elit        | 2              | 0        | 2         | 2         | 0         | --       | --       | --       | --       | --       |
|                      | Sweden U16 (all)    | Int. Jr.        | 4              | 0        | 0         | 0         | 2         | --       | --       | --       | --       | --       |
| 2014-15              | Växjö J18           | J18 Elit        | 13             | 2        | 3         | 5         | 6         | 3        | 0        | 1        | 1        | 0        |
|                      | Växjö J20           | Superelit       | 40             | 2        | 1         | 3         | 8         | --       | --       | --       | --       | --       |
|                      | Sweden U17          | WHC-17          | 6              | 0        | 2         | 2         | 2         | --       | --       | --       | --       | --       |
|                      | Sweden U17 (all)    | Int. Jr.        | 7              | 0        | 2         | 2         | 2         | --       | --       | --       | --       | --       |
| 2015-16              | Växjö J18           | J18 Elit        | 13             | 3        | 9         | 12        | 6         | --       | --       | --       | --       | --       |
|                      | Växjö J20           | Superelit       | 39             | 7        | 18        | 25        | 14        | 2        | 0        | 0        | 0        | 0        |
|                      | Växjö               | SHL             | 2              | 0        | 0         | 0         | 0         | 1        | 0        | 0        | 0        | 0        |
|                      | <b>Div.1 TOTALS</b> |                 | <b>26</b>      | <b>9</b> | <b>18</b> | <b>27</b> | <b>2</b>  | --       | --       | --       | --       | --       |
|                      | <b>Div.2TOTALS</b>  |                 | <b>4</b>       | <b>4</b> | <b>3</b>  | <b>7</b>  | <b>2</b>  | --       | --       | --       | --       | --       |
| <b>U16 SM TOTALS</b> |                     |                 | <b>14</b>      | <b>1</b> | <b>6</b>  | <b>7</b>  | <b>4</b>  | --       | --       | --       | --       | --       |
| <b>J18 Elit</b>      |                     |                 | <b>38</b>      | <b>5</b> | <b>16</b> | <b>21</b> | <b>12</b> | <b>3</b> | <b>0</b> | <b>1</b> | <b>1</b> | <b>0</b> |
| <b>Int. Jr.</b>      |                     |                 | <b>11</b>      | <b>0</b> | <b>2</b>  | <b>2</b>  | <b>4</b>  | --       | --       | --       | --       | --       |
| <b>Superelit</b>     |                     |                 | <b>79</b>      | <b>9</b> | <b>19</b> | <b>28</b> | <b>22</b> | <b>2</b> | <b>0</b> | <b>0</b> | <b>0</b> | <b>0</b> |



# IN THE SYSTEM

## David Kase



– CENTER –

**BIRTHDATE:** Jan 28, 1997 | **BIRTHPLACE:** Kadan, Czech Republic

**HEIGHT:** 5'11" | **WEIGHT:** 170 | **SHOOTS:** Left


**ACQUIRED:** Draft - 5th Round (128th overall) in 2015

### CAREER RECORD

| YEAR                           | TEAM                     | LEAGUE       | REGULAR SEASON |            |            |            |            | PLAYOFFS  |           |           |           |           |
|--------------------------------|--------------------------|--------------|----------------|------------|------------|------------|------------|-----------|-----------|-----------|-----------|-----------|
|                                |                          |              | GP             | G          | A          | PTS        | PIM        | GP        | G         | A         | PTS       | PIM       |
| 2010-11                        | SK Kadan U16             | Czech U16 2  | 11             | 15         | 15         | 30         | 4          | --        | --        | --        | --        | --        |
|                                | KLH Chomutov U16         | Czech U16    | 21             | 10         | 6          | 16         | 2          | --        | --        | --        | --        | --        |
| 2011-12                        | KLH Chomutov U16         | Czech U16    | 29             | 27         | 38         | 65         | 10         | --        | --        | --        | --        | --        |
|                                | KLH Chomutov U18         | Czech U18    | 13             | 3          | 2          | 5          | 2          | 1         | 0         | 0         | 0         | 0         |
| 2012-13                        | KLH Chomutov U16         | Czech U16    | 6              | 4          | 6          | 10         | 10         | 1         | 0         | 0         | 0         | 0         |
|                                | KLH Chomutov U18         | Czech U18    | 25             | 5          | 21         | 26         | 8          | --        | --        | --        | --        | --        |
|                                | KLH Chomutov U20         | Czech U20    | 4              | 0          | 1          | 1          | 0          | --        | --        | --        | --        | --        |
|                                | Czech Republic U16 (all) | Int.-Jr      | 10             | 2          | 6          | 8          | 4          | --        | --        | --        | --        | --        |
| 2013-14                        | KLH Chomutov U18         | Czech U18    | 14             | 9          | 22         | 31         | 4          | 3         | 1         | 2         | 3         | 0         |
|                                | KLH Chomutov U20         | Czech U20    | 35             | 11         | 19         | 30         | 10         | 11        | 2         | 1         | 3         | 8         |
|                                | Czech Republic U17       | WHC-17       | 5              | 4          | 2          | 6          | 0          | --        | --        | --        | --        | --        |
|                                | Czech Republic U17 (all) | Int.-Jr      | 18             | 11         | 7          | 18         | 4          | --        | --        | --        | --        | --        |
|                                | Czech Republic U18       | WJC-18       | 7              | 3          | 2          | 5          | 0          | --        | --        | --        | --        | --        |
|                                | Czech Republic U18 (all) | Int.-Jr      | 11             | 4          | 3          | 7          | 2          | --        | --        | --        | --        | --        |
| 2014-15                        | KLH Chomutov U20         | Czech U20    | 8              | 7          | 8          | 15         | 2          | 9         | 5         | 7         | 12        | 12        |
|                                | KLH Chomutov             | Czech2       | 30             | 7          | 7          | 14         | 10         | 1         | 0         | 0         | 0         | 0         |
|                                | Czech Republic U18       | WJC-18       | 4              | 2          | 3          | 5          | 2          | --        | --        | --        | --        | --        |
|                                | Czech Republic U18 (all) | Int.-Jr      | 5              | 1          | 2          | 3          | 4          | --        | --        | --        | --        | --        |
|                                | Czech Republic U20       | WJC-20       | 4              | 0          | 1          | 1          | 0          | --        | --        | --        | --        | --        |
|                                | Czech Republic U20 (all) | Int.-Jr      | 7              | 1          | 1          | 2          | 2          | --        | --        | --        | --        | --        |
| 2015-16                        | KLH Chomutov U20         | Czech U20    | 1              | 0          | 1          | 1          | 0          | 2         | 1         | 3         | 4         | 2         |
|                                | Pirati Chomutov          | Czech League | 30             | 1          | 1          | 2          | 2          | 8         | 1         | 1         | 2         | 2         |
|                                | SK Kadan                 | Czech 2      | 16             | 6          | 8          | 14         | 6          | --        | --        | --        | --        | --        |
|                                | Czech Republic U20       | WJC-20       | 5              | 0          | 1          | 1          | 2          | --        | --        | --        | --        | --        |
|                                | Czech Republic U20 (all) | Int.-Jr      | 7              | 0          | 0          | 4          | 4          | --        | --        | --        | --        | --        |
|                                | <b>CZECH TOTALS</b>      |              |                | <b>243</b> | <b>105</b> | <b>155</b> | <b>260</b> | <b>70</b> | <b>36</b> | <b>10</b> | <b>14</b> | <b>24</b> |
| <b>INTERNATIONAL JR TOTALS</b> |                          |              | <b>58</b>      | <b>19</b>  | <b>19</b>  | <b>42</b>  | <b>20</b>  | --        | --        | --        | --        | --        |
| <b>WHC/WJC TOTALS</b>          |                          |              | <b>25</b>      | <b>9</b>   | <b>9</b>   | <b>18</b>  | <b>4</b>   | --        | --        | --        | --        | --        |



# IN THE SYSTEM



## Travis Konecny

— CENTER —

**BIRTHDATE:** March 11, 1997 | **BIRTHPLACE:** London, Ontario

**HEIGHT:** 5'10" | **WEIGHT:** 184 | **SHOOTS:** Right

**ACQUIRED:** Draft - 1st Round (24th overall) in 2015

### CAREER RECORD

| YEAR                     | TEAM       | LEAGUE       | REGULAR SEASON |           |            |            |           | PLAYOFFS  |           |           |           |           |
|--------------------------|------------|--------------|----------------|-----------|------------|------------|-----------|-----------|-----------|-----------|-----------|-----------|
|                          |            |              | GP             | G         | A          | PTS        | PIM       | GP        | G         | A         | PTS       | PIM       |
| 2013-14                  | Ottawa     | OHL          | 63             | 26        | 44         | 70         | 18        | --        | --        | --        | --        | --        |
| 2014-15                  | Ottawa     | OHL          | 60             | 29        | 39         | 68         | 34        | 5         | 3         | 7         | 10        | 6         |
| 2015-16                  | Ottawa     | OHL          | 29             | 7         | 38         | 45         | 6         | --        | --        | --        | --        | --        |
|                          | Sarnia     | OHL          | 31             | 23        | 33         | 56         | 21        | 2         | 1         | 2         | 3         | 0         |
|                          | Canada U20 | Canadian Jr. | 5              | 1         | 1          | 2          | 0         | --        | --        | --        | --        | --        |
| <b>OHL TOTALS</b>        |            |              | <b>183</b>     | <b>85</b> | <b>154</b> | <b>239</b> | <b>79</b> | <b>7</b>  | <b>4</b>  | <b>9</b>  | <b>13</b> | <b>6</b>  |
| <b>Canada U20 TOTALS</b> |            |              | <b>5</b>       | <b>1</b>  | <b>1</b>   | <b>2</b>   | <b>0</b>  | <b>--</b> | <b>--</b> | <b>--</b> | <b>--</b> | <b>--</b> |



## Pascal Laberge

— CENTER/RIGHT WING —

**BIRTHDATE:** April 9th, 1998 | **BIRTHPLACE:** Châteauguay, Quebec

**HEIGHT:** 6'1" | **WEIGHT:** 174 | **SHOOTS:** Right

**ACQUIRED:** Draft - 2nd Round (36th overall) in 2016

### CAREER RECORD

| YEAR                 | TEAM          | LEAGUE | REGULAR SEASON |           |           |           |           | PLAYOFFS  |           |           |           |           |
|----------------------|---------------|--------|----------------|-----------|-----------|-----------|-----------|-----------|-----------|-----------|-----------|-----------|
|                      |               |        | GP             | G         | A         | PTS       | PIM       | GP        | G         | A         | PTS       | PIM       |
| 2011-12              | Suroit        | LSLBAA | 28             | 11        | 14        | 25        | 16        | --        | --        | --        | --        | --        |
| 2012-13              | Lac St-Louis  | LSLBAA | 23             | 14        | 25        | 39        | 43        | --        | --        | --        | --        | --        |
|                      | Lac St-Louis  | QMEAA  | 9              | 6         | 6         | 12        | 2         | 2         | 2         | 1         | 3         | 0         |
| 2013-14              | Châteauguay   | QMAAA  | 40             | 20        | 23        | 43        | 52        | 21        | 11        | 13        | 24        | 26        |
| 2014-15              | Gatineau      | QMJHL  | 27             | 4         | 6         | 10        | 4         | --        | --        | --        | --        | --        |
|                      | Victoriaville | QMJHL  | 31             | 6         | 15        | 21        | 24        | 2         | 0         | 0         | 0         | 4         |
|                      | Canada U17    | WHC-17 | 5              | 0         | 4         | 4         | 6         | --        | --        | --        | --        | --        |
| 2015-16              | Victoriaville | QMJHL  | 56             | 23        | 45        | 68        | 64        | 5         | 3         | 2         | 5         | 6         |
|                      | Canada U18    | WJC-18 | 7              | 2         | 2         | 4         | 4         | --        | --        | --        | --        | --        |
| <b>LSLBAA TOTALS</b> |               |        | <b>51</b>      | <b>25</b> | <b>39</b> | <b>64</b> | <b>59</b> | <b>--</b> | <b>--</b> | <b>--</b> | <b>--</b> | <b>--</b> |
| <b>QMAAA TOTALS</b>  |               |        | <b>40</b>      | <b>20</b> | <b>23</b> | <b>43</b> | <b>52</b> | <b>21</b> | <b>11</b> | <b>13</b> | <b>24</b> | <b>26</b> |
| <b>QMEAA TOTALS</b>  |               |        | <b>9</b>       | <b>6</b>  | <b>6</b>  | <b>12</b> | <b>2</b>  | <b>2</b>  | <b>2</b>  | <b>1</b>  | <b>3</b>  | <b>0</b>  |
| <b>QMJHL TOTALS</b>  |               |        | <b>114</b>     | <b>33</b> | <b>66</b> | <b>99</b> | <b>92</b> | <b>7</b>  | <b>3</b>  | <b>2</b>  | <b>5</b>  | <b>10</b> |
| <b>WHC-17 TOTALS</b> |               |        | <b>5</b>       | <b>0</b>  | <b>4</b>  | <b>4</b>  | <b>6</b>  | <b>--</b> | <b>--</b> | <b>--</b> | <b>--</b> | <b>--</b> |
| <b>WJC-18 TOTALS</b> |               |        | <b>7</b>       | <b>2</b>  | <b>2</b>  | <b>4</b>  | <b>4</b>  | <b>--</b> | <b>--</b> | <b>--</b> | <b>--</b> | <b>--</b> |



## IN THE SYSTEM



### Tanner Laczynski

– CENTER –

BIRTHDATE: June 1, 1997 | BIRTHPLACE: Shorewood, IL

HEIGHT: 6'0" | WEIGHT: 183 | SHOOTS: Right

ACQUIRED: Draft - 6th round (169th overall) in 2016

#### CAREER RECORD

| YEAR                   | TEAM        | LEAGUE   | GP         | REGULAR SEASON |           |            |           | PIM      | PLAYOFFS |          |          |          |  |
|------------------------|-------------|----------|------------|----------------|-----------|------------|-----------|----------|----------|----------|----------|----------|--|
|                        |             |          |            | G              | A         | PTS        | GP        |          | G        | A        | PTS      | PIM      |  |
| 2010-11                | Chicago     | T1EMBHL  | 31         | 17             | 36        | 53         | 12        | --       | --       | --       | --       | --       |  |
| 2012-13                | Chicago U16 | HPhL U16 | 25         | 12             | 11        | 23         | 14        | --       | --       | --       | --       | --       |  |
| 2013-14                | Chicago U16 | HPhL U16 | 25         | 20             | 18        | 38         | 18        | --       | --       | --       | --       | --       |  |
|                        | Chicago U18 | HPhL U18 | 3          | 0              | 6         | 6          | 0         | --       | --       | --       | --       | --       |  |
|                        | Chicago     | USHL     | 2          | 0              | 0         | 0          | 0         | --       | --       | --       | --       | --       |  |
| 2014-15                | Chicago     | USHL     | 57         | 18             | 28        | 46         | 10        | --       | --       | --       | --       | --       |  |
| 2015-16                | Chicago     | USHL     | 33         | 13             | 27        | 40         | 20        | --       | --       | --       | --       | --       |  |
|                        | Lincoln     | USHL     | 19         | 11             | 12        | 23         | 18        | 4        | 1        | 2        | 3        | 0        |  |
| <b>HPhL 16 TOTALS</b>  |             |          | <b>50</b>  | <b>32</b>      | <b>29</b> | <b>61</b>  | <b>32</b> | --       | --       | --       | --       | --       |  |
| <b>HPhL U18 TOTALS</b> |             |          | <b>3</b>   | <b>0</b>       | <b>6</b>  | <b>6</b>   | <b>0</b>  | --       | --       | --       | --       | --       |  |
| <b>USHL TOTALS</b>     |             |          | <b>111</b> | <b>42</b>      | <b>67</b> | <b>109</b> | <b>48</b> | <b>4</b> | <b>1</b> | <b>2</b> | <b>3</b> | <b>0</b> |  |



### Taylor Leier

– LEFT WING –

BIRTHDATE: February 15, 1994 | BIRTHPLACE: Saskatoon, Saskatchewan

HEIGHT: 5'11" | WEIGHT: 177 | SHOOTS: Left


ACQUIRED: Draft - 4th round (117th overall) in 2012

#### CAREER RECORD

| YEAR                     | TEAM     | LEAGUE | GP         | REGULAR SEASON |            |            |            | PIM       | PLAYOFFS  |           |           |           |  |
|--------------------------|----------|--------|------------|----------------|------------|------------|------------|-----------|-----------|-----------|-----------|-----------|--|
|                          |          |        |            | G              | A          | PTS        | GP         |           | G         | A         | PTS       | PIM       |  |
| 2011-12                  | Portland | WHL    | 72         | 13             | 24         | 37         | 36         | 22        | 5         | 2         | 7         | 12        |  |
| 2012-13                  | Portland | WHL    | 64         | 27             | 35         | 62         | 63         | 21        | 9         | 7         | 16        | 12        |  |
| 2013-14                  | Portland | WHL    | 62         | 37             | 42         | 79         | 42         | 21        | 6         | 20        | 26        | 10        |  |
| 2014-15                  | PHANTOMS | AHL    | 73         | 13             | 18         | 31         | 18         | --        | --        | --        | --        | --        |  |
|                          | FLYERS   | NHL    | 6          | 0              | 0          | 0          | 0          | --        | --        | --        | --        | --        |  |
|                          | PHANTOMS | AHL    | 71         | 20             | 29         | 49         | 37         | --        | --        | --        | --        | --        |  |
| <b>WHL TOTALS</b>        |          |        | <b>198</b> | <b>77</b>      | <b>101</b> | <b>178</b> | <b>141</b> | <b>64</b> | <b>20</b> | <b>29</b> | <b>49</b> | <b>34</b> |  |
| <b>AHL TOTALS</b>        |          |        | <b>144</b> | <b>33</b>      | <b>47</b>  | <b>80</b>  | <b>55</b>  | --        | --        | --        | --        | --        |  |
| <b>NHL/FLYERS TOTALS</b> |          |        | <b>150</b> | <b>33</b>      | <b>47</b>  | <b>80</b>  | <b>55</b>  | --        | --        | --        | --        | --        |  |



## IN THE SYSTEM



### Oskar Lindblom

– FORWARD –

**BIRTHDATE:** August 15, 1996 | **BIRTHPLACE:** Gavle, Sweden

**HEIGHT:** 6'1" | **WEIGHT:** 192 | **SHOOTS:** Left

**ACQUIRED:** Draft - 5th round (138th overall) in 2014

#### CAREER RECORD

| YEAR                        | TEAM             | LEAGUE    | REGULAR SEASON |          |           |           |           | PLAYOFFS |          |          |          |          |
|-----------------------------|------------------|-----------|----------------|----------|-----------|-----------|-----------|----------|----------|----------|----------|----------|
|                             |                  |           | GP             | G        | A         | PTS       | PIM       | GP       | G        | A        | PTS      | PIM      |
| 2013-14                     | Brynas IF Gavle  | SweHL     | 4              | 0        | 0         | 0         | 0         | --       | --       | --       | --       | --       |
| 2014-15                     | Brynas IF Gavle  | SweHL     | 37             | 8        | 7         | 15        | 16        | 4        | 0        | 0        | 0        | 0        |
| 2015-16                     | Brynas J20       | Superelit | --             | --       | --        | --        | --        | 2        | 1        | 3        | 4        | 0        |
|                             | Brynas           | SHL       | 48             | 8        | 17        | 25        | 14        | 3        | 1        | 2        | 3        | 6        |
|                             | PHANTOMS         | AHL       | 8              | 2        | 5         | 7         | 0         | --       | --       | --       | --       | --       |
|                             | Sweden U20       | WJC-20    | 7              | 3        | 3         | 6         | 0         | --       | --       | --       | --       | --       |
|                             | Sweden U20 (all) | Int Jr.   | 14             | 5        | 5         | 10        | 2         | --       | --       | --       | --       | --       |
| <b>SWEHL TOTALS</b>         |                  |           | <b>41</b>      | <b>8</b> | <b>7</b>  | <b>15</b> | <b>16</b> | <b>4</b> | <b>0</b> | <b>0</b> | <b>0</b> | <b>0</b> |
| <b>SUPERELIT TOTALS</b>     |                  |           | --             | --       | --        | --        | --        | <b>2</b> | <b>1</b> | <b>3</b> | <b>4</b> | <b>0</b> |
| <b>SHL TOTALS</b>           |                  |           | <b>48</b>      | <b>8</b> | <b>17</b> | <b>25</b> | <b>14</b> | <b>3</b> | <b>1</b> | <b>2</b> | <b>3</b> | <b>6</b> |
| <b>AHL TOTALS</b>           |                  |           | <b>8</b>       | <b>2</b> | <b>5</b>  | <b>7</b>  | <b>0</b>  | --       | --       | --       | --       | --       |
| <b>INTERNATIONAL TOTALS</b> |                  |           | <b>21</b>      | <b>8</b> | <b>8</b>  | <b>16</b> | <b>2</b>  | --       | --       | --       | --       | --       |



### Alex Lyon

– GOALIE –

**BIRTHDATE:** December 9, 1992 | **BIRTHPLACE:** Baudette, MN

**HEIGHT:** 6'1" | **WEIGHT:** 198 | **CATCHES:** Left

**ACQUIRED:** Free Agent - Signed an entry-level contract on April 5, 2016

#### CAREER RECORD

| SEASON                | TEAM         | LEAGUE | REGULAR SEASON |             |            |           |             |           |           | PLAYOFFS |          |            |           |          |             |          |          |          |
|-----------------------|--------------|--------|----------------|-------------|------------|-----------|-------------|-----------|-----------|----------|----------|------------|-----------|----------|-------------|----------|----------|----------|
|                       |              |        | GP             | MIN         | GA         | SO        | AVG         | W         | L         | T        | GP       | MIN        | GA        | SO       | AVG         | W        | L        | T        |
| 2010-11               | Cedar Rapids | USHL   | 1              | 60          | 5          | 0         | 5.00        | 0         | 1         | 0        | --       | --         | --        | --       | --          | --       | --       |          |
| 2011-12               | Omaha        | USHL   | 48             | 2762        | 127        | 4         | 2.76        | 27        | 15        | 0        | 4        | 237        | 13        | 0        | 3.30        | 1        | 3        | 0        |
| 2012-13               | Omaha        | USHL   | 50             | 2894        | 128        | 1         | 2.65        | 25        | 21        | 1        | --       | --         | --        | --       | --          | --       | --       |          |
| 2013-14               | Yale         | NCAA   | 30             | 1764        | 71         | 3         | 2.41        | 14        | 11        | 5        | --       | --         | --        | --       | --          | --       | --       |          |
| 2014-15               | Yale         | NCAA   | 32             | 1925        | 52         | 7         | 1.62        | 17        | 10        | 5        | --       | --         | --        | --       | --          | --       | --       |          |
| 2015-16               | Yale         | NCAA   | 31             | 1905        | 52         | 5         | 1.64        | 19        | 8         | 4        | --       | --         | --        | --       | --          | --       | --       |          |
| <b>USHL TOTALS</b>    |              |        | <b>99</b>      | <b>5716</b> | <b>260</b> | <b>5</b>  | <b>2.63</b> | <b>52</b> | <b>37</b> | <b>0</b> | <b>4</b> | <b>237</b> | <b>13</b> | <b>0</b> | <b>3.30</b> | <b>1</b> | <b>3</b> | <b>0</b> |
| <b>COLLEGE TOTALS</b> |              |        | <b>93</b>      | <b>5595</b> | <b>175</b> | <b>15</b> | <b>1.88</b> | <b>50</b> | <b>29</b> | <b>4</b> | --       | --         | --        | --       | --          | --       | --       |          |



# IN THE SYSTEM



## Roman Lyubimov

– CENTER/LEFT WING –

BIRTHDATE: January 1, 1992 | BIRTHPLACE: Tver, Russia

HEIGHT: 6'2" | WEIGHT: 207 | SHOOTS: Right

ACQUIRED: Free Agent - Signed an entry-level contract on July 11, 2016

### CAREER RECORD

| YEAR              | TEAM            | LEAGUE  | REGULAR SEASON |           |           |            |            | PLAYOFFS  |           |           |           |           |
|-------------------|-----------------|---------|----------------|-----------|-----------|------------|------------|-----------|-----------|-----------|-----------|-----------|
|                   |                 |         | GP             | G         | A         | PTS        | PIM        | GP        | G         | A         | PTS       | PIM       |
| 2008-09           | CSKA Moskva-2   | Russia3 | 53             | 12        | 7         | 19         | 20         | 14        | 4         | 0         | 4         | 8         |
| 2009-10           | CSKA - Krasnaya | MHL     | 39             | 14        | 12        | 26         | 90         | 4         | 1         | 0         | 1         | 8         |
|                   | Russia U18      | WJC-18  | 7              | 0         | 1         | 1          | 6          | --        | --        | --        | --        | --        |
| 2010-11           | CSKA Moskva     | KHL     | 7              | 0         | 0         | 0          | 0          | --        | --        | --        | --        | --        |
|                   | Krasnaya        | MHL     | 49             | 21        | 19        | 40         | 90         | 16        | 8         | 8         | 16        | 10        |
| 2011-12           | CSKA Moskva     | KHL     | 7              | 0         | 1         | 1          | 0          | --        | --        | --        | --        | --        |
|                   | Krasnaya        | MHL     | 50             | 17        | 27        | 44         | 64         | 17        | 4         | 2         | 6         | 12        |
| 2012-13           | CSKA Moskva     | KHL     | 31             | 0         | 0         | 0          | 4          | 8         | 0         | 0         | 0         | 14        |
|                   | THK TVER        | VHL     | 14             | 6         | 3         | 9          | 14         | --        | --        | --        | --        | --        |
| 2013-14           | CSKA Moskva     | KHL     | 42             | 2         | 4         | 6          | 6          | 4         | 0         | 0         | 0         | 0         |
|                   | Kuban Krasnodar | VHL     | 2              | 0         | 1         | 1          | 0          | --        | --        | --        | --        | --        |
| 2014-15           | CSKA Moskva     | KHL     | 46             | 6         | 7         | 13         | 20         | 12        | 4         | 2         | 6         | 29        |
| 2015-16           | CSKA Moskva     | KHL     | 52             | 7         | 7         | 14         | 25         | 15        | 4         | 4         | 8         | 8         |
|                   | Russia          | WC      | 10             | 4         | 4         | 8          | 0          | --        | --        | --        | --        | --        |
| <b>MHL TOTALS</b> |                 |         | <b>138</b>     | <b>52</b> | <b>58</b> | <b>110</b> | <b>244</b> | <b>37</b> | <b>13</b> | <b>10</b> | <b>23</b> | <b>30</b> |
| <b>KHL TOTALS</b> |                 |         | <b>185</b>     | <b>15</b> | <b>19</b> | <b>34</b>  | <b>55</b>  | <b>39</b> | <b>8</b>  | <b>6</b>  | <b>14</b> | <b>51</b> |
| <b>VHL TOTALS</b> |                 |         | <b>16</b>      | <b>6</b>  | <b>4</b>  | <b>10</b>  | <b>14</b>  | <b>0</b>  | <b>0</b>  | <b>0</b>  | <b>0</b>  | <b>0</b>  |



## Merrick Madsen

– GOALIE –

BIRTHDATE: August 22, 1995 | BIRTHPLACE: Preston, ID

HEIGHT: 6'4" | WEIGHT: 190 | CATCHES: Left

ACQUIRED: Draft - 6th round (162nd overall) in 2013


### CAREER RECORD

| SEASON                | TEAM    | LEAGUE | REGULAR SEASON |             |           |          |             |           |           |          |          |            | PLAYOFFS |          |             |          |          |          |
|-----------------------|---------|--------|----------------|-------------|-----------|----------|-------------|-----------|-----------|----------|----------|------------|----------|----------|-------------|----------|----------|----------|
|                       |         |        | GP             | MINS        | GA        | SO       | AVG         | W         | L         | T        | GP       | MINS       | GA       | SO       | AVG         | W        | L        | T        |
| 2013-14               | Minot   | NAHL   | 27             | 1571        | 72        | 1        | 2.75        | 10        | 16        | 0        | 3        | 171        | 7        | 0        | 2.45        | 1        | 2        | 0        |
| 2014-15               | Harvard | ECAC   | 1              | 43          | 2         | 0        | 2.77        | --        | --        | --       | --       | --         | --       | --       | --          | --       | --       | --       |
| 2015-16               | Harvard | ECAC   | 29             | 1713        | 57        | 4        | 2.00        | 18        | 7         | 3        | --       | --         | --       | --       | --          | --       | --       | --       |
| <b>NAHL TOTALS</b>    |         |        | <b>27</b>      | <b>1571</b> | <b>72</b> | <b>1</b> | <b>2.75</b> | <b>10</b> | <b>16</b> | <b>0</b> | <b>3</b> | <b>171</b> | <b>7</b> | <b>0</b> | <b>2.45</b> | <b>1</b> | <b>2</b> | <b>0</b> |
| <b>COLLEGE TOTALS</b> |         |        | <b>30</b>      | <b>1756</b> | <b>59</b> | <b>4</b> | <b>4.77</b> | <b>18</b> | <b>7</b>  | <b>3</b> | <b>0</b> | <b>0</b>   | <b>0</b> | <b>0</b> | <b>0</b>    | <b>0</b> | <b>0</b> | <b>0</b> |





# IN THE SYSTEM



## Cooper Marody

– RIGHT WING –

BIRTHDATE: Dec 20, 1996 | BIRTHPLACE: Brighton, MI

HEIGHT: 6'0" | WEIGHT: 172 | SHOOTS: Right

ACQUIRED: Draft - 6th round (58th overall) in 2015

### CAREER RECORD

| YEAR               | TEAM              | LEAGUE | REGULAR SEASON |           |           |           |           | PLAYOFFS  |          |           |           |           |
|--------------------|-------------------|--------|----------------|-----------|-----------|-----------|-----------|-----------|----------|-----------|-----------|-----------|
|                    |                   |        | GP             | G         | A         | PTS       | PIM       | GP        | G        | A         | PTS       | PIM       |
| 2011-12            | St. Mary's Prep   | USHS   | 7              | 2         | 3         | 4         | 2         | --        | --       | --        | --        | --        |
| 2012-13            | St. Mary's Prep   | USHS   | 26             | 19        | 23        | 42        | 20        | --        | --       | --        | --        | --        |
| 2013-14            | Muskegon          | USHL   | 58             | 9         | 21        | 30        | 36        | --        | --       | --        | --        | --        |
| 2014-15            | Muskegon          | USHL   | 14             | 2         | 7         | 9         | 4         | --        | --       | --        | --        | --        |
|                    | Sioux Falls       | USHL   | 38             | 20        | 29        | 49        | 28        | 12        | 1        | 11        | 12        | 10        |
| 2015-16            | Univ. of Michigan | NCAA   | 32             | 10        | 14        | 24        | 20        | --        | --       | --        | --        | --        |
| <b>USHL TOTALS</b> |                   |        | <b>110</b>     | <b>31</b> | <b>57</b> | <b>88</b> | <b>68</b> | <b>12</b> | <b>1</b> | <b>11</b> | <b>12</b> | <b>10</b> |
| <b>USHS TOTALS</b> |                   |        | <b>33</b>      | <b>20</b> | <b>26</b> | <b>46</b> | <b>22</b> | --        | --       | --        | --        | --        |
| <b>NCAA TOTALS</b> |                   |        | <b>32</b>      | <b>10</b> | <b>14</b> | <b>24</b> | <b>20</b> | --        | --       | --        | --        | --        |



## Danick Martel

– LEFT WING –

BIRTHDATE: Dec 12, 1994 | BIRTHPLACE: Drummondville, Quebec

HEIGHT: 5'8" | WEIGHT: 166 | SHOOTS: Left

ACQUIRED: Free agent - signed March 10, 2015

### CAREER RECORD

| YEAR                | TEAM                  | LEAGUE | REGULAR SEASON |           |            |            |            | PLAYOFFS  |           |          |           |           |
|---------------------|-----------------------|--------|----------------|-----------|------------|------------|------------|-----------|-----------|----------|-----------|-----------|
|                     |                       |        | GP             | G         | A          | PTS        | PIM        | GP        | G         | A        | PTS       | PIM       |
| 2011-12             | Blainville-Boisbriand | QMJHL  | 1              | 0         | 0          | 0          | 0          | --        | --        | --       | --        | --        |
| 2012-13             | Blainville-Boisbriand | QMJHL  | 68             | 19        | 22         | 41         | 50         | 15        | 3         | 4        | 7         | 16        |
| 2013-14             | Blainville-Boisbriand | QMJHL  | 63             | 32        | 28         | 60         | 42         | 11        | 8         | 1        | 9         | 8         |
| 2014-15             | Blainville-Boisbriand | QMJHL  | 64             | 48        | 54         | 102        | 85         | 6         | 4         | 3        | 7         | 8         |
|                     | PHANTOMS              | AHL    | 5              | 1         | 2          | 3          | 4          | --        | --        | --       | --        | --        |
| 2015-16             | PHANTOMS              | AHL    | 67             | 22        | 15         | 37         | 68         | --        | --        | --       | --        | --        |
| <b>QMJHL TOTALS</b> |                       |        | <b>196</b>     | <b>99</b> | <b>104</b> | <b>203</b> | <b>177</b> | <b>32</b> | <b>15</b> | <b>8</b> | <b>23</b> | <b>32</b> |
| <b>AHL TOTALS</b>   |                       |        | <b>72</b>      | <b>23</b> | <b>17</b>  | <b>40</b>  | <b>72</b>  | --        | --        | --       | --        | --        |



# IN THE SYSTEM



## Samuel Morin

– DEFENSE –

**BIRTHDATE:** July 12, 1995 | **BIRTHPLACE:** Lac-Beauport, Quebec

**HEIGHT:** 6'6" | **WEIGHT:** 221 | **SHOOTS:** Left

**ACQUIRED:** Draft - 1st round (11th overall) in 2013

### CAREER RECORD

| YEAR                | TEAM     | LEAGUE | REGULAR SEASON |           |           |           |            | PLAYOFFS  |           |           |           |           |
|---------------------|----------|--------|----------------|-----------|-----------|-----------|------------|-----------|-----------|-----------|-----------|-----------|
|                     |          |        | GP             | G         | A         | PTS       | PIM        | GP        | G         | A         | PTS       | PIM       |
| 2011-12             | Rimouski | QMJHL  | 62             | 0         | 8         | 8         | 57         | 10        | 0         | 1         | 1         | 8         |
| 2012-13             | Rimouski | QMJHL  | 46             | 4         | 12        | 16        | 117        | 6         | 1         | 6         | 7         | 16        |
| 2013-14             | Rimouski | QMJHL  | 54             | 7         | 24        | 31        | 121        | 11        | 4         | 4         | 8         | 30        |
| 2014-15             | Rimouski | QMJHL  | 38             | 5         | 27        | 32        | 68         | 19        | 1         | 10        | 11        | 28        |
| 2015-16             | PHANTOMS | AHL    | 76             | 4         | 15        | 19        | 118        | --        | --        | --        | --        | --        |
| <b>QMJHL TOTALS</b> |          |        | <b>200</b>     | <b>16</b> | <b>71</b> | <b>87</b> | <b>363</b> | <b>46</b> | <b>6</b>  | <b>21</b> | <b>27</b> | <b>82</b> |
| <b>PRO TOTALS</b>   |          |        | <b>76</b>      | <b>4</b>  | <b>15</b> | <b>19</b> | <b>118</b> | <b>--</b> | <b>--</b> | <b>--</b> | <b>--</b> | <b>--</b> |



## Philippe Myers

– DEFENSE –

**BIRTHDATE:** Jan, 25 1997 | **BIRTHPLACE:** Moncton, New Brunswick

**HEIGHT:** 6'5" | **WEIGHT:** 208 | **SHOOTS:** Right

**ACQUIRED:** Free Agent - Signed an entry-level contract on Sept. 21, 2015

### CAREER RECORD

| YEAR                | TEAM                | LEAGUE    | REGULAR SEASON |           |           |           |            | PLAYOFFS  |          |           |           |           |
|---------------------|---------------------|-----------|----------------|-----------|-----------|-----------|------------|-----------|----------|-----------|-----------|-----------|
|                     |                     |           | GP             | G         | A         | PTS       | PIM        | GP        | G        | A         | PTS       | PIM       |
| 2012-13             | Moncton Midget AAA  | NBPEIMMHL | 35             | 2         | 12        | 14        | 26         | 9         | 3        | 5         | 8         | 2         |
| 2013-14             | Rouyn-Normanda      | QMJHL     | 46             | 0         | 4         | 4         | 11         | 9         | 0        | 3         | 3         | 2         |
|                     | Canada Atlantic U17 | WHC-17    | 5              | 0         | 0         | 0         | 0          | --        | --       | --        | --        | --        |
| 2014-15             | Rouyn-Normanda      | QMJHL     | 60             | 2         | 6         | 8         | 55         | 6         | 0        | 2         | 2         | 15        |
| 2015-16             | Rouyn-Normanda      | QMJHL     | 63             | 17        | 28        | 45        | 44         | 20        | 4        | 12        | 16        | 18        |
| <b>QMJHL TOTALS</b> |                     |           | <b>169</b>     | <b>19</b> | <b>38</b> | <b>57</b> | <b>110</b> | <b>35</b> | <b>4</b> | <b>17</b> | <b>21</b> | <b>35</b> |



# IN THE SYSTEM



## Jesper Pettersson

– DEFENSE –

**BIRTHDATE:** July 16, 1994 | **BIRTHPLACE:** Stockholm, Sweden

**HEIGHT:** 5'8" | **WEIGHT:** 192 | **SHOOTS:** Right

**ACQUIRED:** Draft - 7th round (198th overall) in 2014

### CAREER RECORD

| YEAR                 | TEAM          | LEAGUE | REGULAR SEASON |          |           |           |           | PLAYOFFS  |           |           |           |           |
|----------------------|---------------|--------|----------------|----------|-----------|-----------|-----------|-----------|-----------|-----------|-----------|-----------|
|                      |               |        | GP             | G        | A         | PTS       | PIM       | GP        | G         | A         | PTS       | PIM       |
| 2012-13              | Linkopings HC | SEL    | 14             | 1        | 2         | 3         | 6         | --        | --        | --        | --        | --        |
| 2013-14              | Linkopings HC | SweHL  | 48             | 0        | 1         | 1         | 30        | 3         | 0         | 0         | 0         | 0         |
| 2014-15              | PHANTOMS      | AHL    | 51             | 2        | 5         | 7         | 35        | --        | --        | --        | --        | --        |
| 2015-16              | PHANTOMS      | AHL    | 24             | 1        | 2         | 3         | 12        | --        | --        | --        | --        | --        |
|                      | Reading       | ECHL   | 43             | 4        | 16        | 20        | 20        | 14        | 1         | 6         | 7         | 8         |
| <b>JUNIOR TOTALS</b> |               |        | <b>62</b>      | <b>1</b> | <b>3</b>  | <b>4</b>  | <b>36</b> | <b>3</b>  | <b>0</b>  | <b>0</b>  | <b>0</b>  | <b>0</b>  |
| <b>AHL TOTALS</b>    |               |        | <b>75</b>      | <b>3</b> | <b>7</b>  | <b>10</b> | <b>47</b> | <b>--</b> | <b>--</b> | <b>--</b> | <b>--</b> | <b>--</b> |
| <b>PRO TOTALS</b>    |               |        | <b>118</b>     | <b>7</b> | <b>23</b> | <b>30</b> | <b>67</b> | <b>14</b> | <b>1</b>  | <b>6</b>  | <b>7</b>  | <b>8</b>  |



## Ivan Provorov

– DEFENSE –

**BIRTHDATE:** Jan 13, 1997 | **BIRTHPLACE:** Yaroslavl, Russia

**HEIGHT:** 6'0" | **WEIGHT:** 203 | **SHOOTS:** Left

**ACQUIRED:** Draft - 1st round (7th overall) in 2015

### CAREER RECORD

| YEAR              | TEAM                  | LEAGUE | REGULAR SEASON |           |           |            |           | PLAYOFFS  |           |           |           |           |
|-------------------|-----------------------|--------|----------------|-----------|-----------|------------|-----------|-----------|-----------|-----------|-----------|-----------|
|                   |                       |        | GP             | G         | A         | PTS        | PIM       | GP        | G         | A         | PTS       | PIM       |
| 2011-12           | Wilkes-Barre/Scranton | AYBHL  | 27             | 28        | 33        | 61         | 39        | --        | --        | --        | --        | --        |
| 2012-13           | Wilkes-Barre/Scranton | AYHL   | 24             | 14        | 22        | 36         | 47        | --        | --        | --        | --        | --        |
| 2013-14           | Cedar Rapids          | USHL   | 56             | 6         | 13        | 19         | 32        | --        | --        | --        | --        | --        |
| 2014-15           | Brandon               | WHL    | 60             | 15        | 46        | 61         | 42        | 19        | 2         | 11        | 13        | 10        |
| 2015-16           | Brandon               | WHL    | 62             | 21        | 52        | 73         | 16        | 21        | 3         | 10        | 13        | 14        |
|                   | Russia U20            | WJC-20 | 7              | 0         | 8         | 8          | 2         | --        | --        | --        | --        | --        |
| <b>WHL TOTALS</b> |                       |        | <b>122</b>     | <b>36</b> | <b>98</b> | <b>134</b> | <b>58</b> | <b>--</b> | <b>--</b> | <b>--</b> | <b>--</b> | <b>--</b> |



## IN THE SYSTEM



### German Rubstov

— CENTER —

**BIRTHDATE:** June, 27th, 1998 | **BIRTHPLACE:** Chekhov, Russia

**HEIGHT:** 6'0" | **WEIGHT:** 190 | **SHOOTS:** Left

**ACQUIRED:** Draft - 1st round (22nd overall) in 2016

#### CAREER RECORD

| YEAR    | TEAM                            | LEAGUE     | REGULAR SEASON |           |           |           |           | PLAYOFFS |    |    |     |     |
|---------|---------------------------------|------------|----------------|-----------|-----------|-----------|-----------|----------|----|----|-----|-----|
|         |                                 |            | GP             | G         | A         | PTS       | PIM       | GP       | G  | A  | PTS | PIM |
| 2014-15 | Vityaz Podolsk U17              | Russia U17 | 9              | 5         | 5         | 10        | 8         | --       | -- | -- | --  | --  |
|         | Russkie Vityazi Chekhov         | MHL        | 11             | 1         | 4         | 5         | 4         | 1        | 0  | 0  | 0   | 0   |
|         | Russia U17                      | WHC-17     | 6              | 1         | 4         | 5         | 4         | --       | -- | -- | --  | --  |
|         | Russia U17 (all)                | Int. - Jr  | 10             | 3         | 4         | 7         | 16        | --       | -- | -- | --  | --  |
| 2015-16 | Russia U18                      | WJC-18     | 5              | 1         | 1         | 2         | 2         | --       | -- | -- | --  | --  |
|         | Team Russia U18                 | MHL        | 28             | 12        | 14        | 26        | 10        | 3        | 0  | 1  | 1   | 0   |
|         | <b>Russia U17 TOTALS</b>        |            | <b>9</b>       | <b>5</b>  | <b>5</b>  | <b>10</b> | <b>8</b>  | --       | -- | -- | --  | --  |
|         | <b>MHL TOTALS</b>               |            | <b>39</b>      | <b>13</b> | <b>18</b> | <b>31</b> | <b>14</b> | --       | -- | -- | --  | --  |
|         | <b>WHC-17 TOTALS</b>            |            | <b>6</b>       | <b>1</b>  | <b>4</b>  | <b>5</b>  | <b>4</b>  | --       | -- | -- | --  | --  |
|         | <b>INTERNATIONAL- JR TOTALS</b> |            | <b>10</b>      | <b>3</b>  | <b>4</b>  | <b>7</b>  | <b>16</b> | --       | -- | -- | --  | --  |
|         | <b>WJC- 18 TOTALS</b>           |            | <b>5</b>       | <b>1</b>  | <b>1</b>  | <b>2</b>  | <b>2</b>  | --       | -- | -- | --  | --  |



### Anthony Salinitri

— CENTER —

**BIRTHDATE:** March, 5th, 1998 | **BIRTHPLACE:** Windsor, Ontario

**HEIGHT:** 5'10" | **WEIGHT:** 171 | **SHOOTS:** Left

**ACQUIRED:** Draft - 6th round (172nd overall) in 2016

#### CAREER RECORD

| YEAR    | TEAM                 | LEAGUE | REGULAR SEASON |           |           |           |           | PLAYOFFS  |          |          |          |           |
|---------|----------------------|--------|----------------|-----------|-----------|-----------|-----------|-----------|----------|----------|----------|-----------|
|         |                      |        | GP             | G         | A         | PTS       | PIM       | GP        | G        | A        | PTS      | PIM       |
| 2012-13 | Windsor              | AHMMPL | 1              | 0         | 1         | 1         | 0         | --        | --       | --       | --       | --        |
| 2013-14 | Windsor              | AHMMPL | 32             | 23        | 17        | 40        | 38        | 9         | 2        | 3        | 5        | 18        |
|         | Leamington           | GOJHL  | 1              | 1         | 0         | 1         | 0         | 1         | 0        | 0        | 0        | 0         |
|         | Sault Ste. Marie     | OHL    | 21             | 1         | 6         | 7         | 0         | --        | --       | --       | --       | --        |
| 2014-15 | Sarnia               | OHL    | 29             | 7         | 5         | 12        | 8         | 5         | 0        | 2        | 2        | 0         |
|         | Canada U17           | WHC-17 | 5              | 1         | 0         | 1         | 2         | --        | --       | --       | --       | --        |
| 2015-16 | Sarnia               | OHL    | 62             | 17        | 13        | 30        | 29        | 7         | 2        | 0        | 2        | 8         |
|         | <b>OHL TOTALS</b>    |        | <b>112</b>     | <b>25</b> | <b>24</b> | <b>49</b> | <b>37</b> | <b>12</b> | <b>2</b> | <b>2</b> | <b>4</b> | <b>8</b>  |
|         | <b>AHMMPL TOTALS</b> |        | <b>33</b>      | <b>23</b> | <b>18</b> | <b>41</b> | <b>38</b> | <b>9</b>  | <b>2</b> | <b>3</b> | <b>5</b> | <b>18</b> |
|         | <b>WHC-17 TOTALS</b> |        | <b>5</b>       | <b>1</b>  | <b>0</b>  | <b>1</b>  | <b>2</b>  | <b>0</b>  | <b>0</b> | <b>0</b> | <b>0</b> | <b>0</b>  |



# IN THE SYSTEM



## Felix Sandstrom

— GOALIE —


BIRTHDATE: Jan 12, 1997 | BIRTHPLACE: Gavle, Sweden

HEIGHT: 6'2" | WEIGHT: 192 | CATCHES: Left

ACQUIRED: Draft - 3rd round (70th overall) in 2015

### CAREER RECORD

| SEASON                  | TEAM       | LEAGUE    | REGULAR SEASON |             |            |           |             |           |           |          |           | PLAYOFFS   |           |          |             |          |          |    |  |  |
|-------------------------|------------|-----------|----------------|-------------|------------|-----------|-------------|-----------|-----------|----------|-----------|------------|-----------|----------|-------------|----------|----------|----|--|--|
|                         |            |           | GP             | MINS        | GA         | SO        | AVG         | W         | L         | T        | GP        | MINS       | GA        | SO       | AVG         | W        | L        | T  |  |  |
| 2011-12                 | Brynas IF  | Swe-U18   | 1              | 60          | 1          | 0         | 1           | 1         | 0         | 0        | --        | --         | --        | --       | --          | --       | --       | -- |  |  |
| 2012-13                 | Brynas IF  | Swe-U18   | 28             | 1,706       | 49         | 9         | 1.72        | 23        | 5         | 0        | 1         | 59         | 4         | 0        | 4.10        | 0        | 1        | 0  |  |  |
| 2013-14                 | Brynas IF  | Swe-U18   | 26             | 1,568       | 52         | 3         | 1.99        | 19        | 7         | 0        | 5         | 310        | 10        | 1        | 1.94        | 3        | 2        | 0  |  |  |
|                         | Brynas IF  | SuperElit | 6              | 323         | 18         | 0         | 3.34        | 2         | 4         | 0        | --        | --         | --        | --       | --          | --       | --       | -- |  |  |
| 2014-15                 | Brynas IF  | Swe-U18   | 4              | 238         | 10         | 1         | 2.52        | 3         | 1         | 0        | 4         | 244        | 8         | 0        | 1.96        | 4        | 0        | 0  |  |  |
|                         | Brynas IF  | SuperElit | 14             | 822         | 36         | 0         | 2.63        | 10        | 4         | 0        | 1         | 70         | 3         | 0        | 2.57        | 0        | 1        | 0  |  |  |
|                         | Brynas IF  | SHL       | 2              | 55          | 1          | 0         | 1.09        | 1         | 0         | 0        | 1         | 20         | 1         | 0        | 3.00        | 0        | 0        | 0  |  |  |
| 2015-16                 | Brynas J20 | SuperElit | 3              | 1474        | 64         | 0         | 2.61        | 10        | 14        | 0        | --        | --         | --        | --       | --          | --       | --       | -- |  |  |
| <b>U18 TOTALS</b>       |            |           | <b>59</b>      | <b>3572</b> | <b>112</b> | <b>13</b> | <b>1.88</b> | <b>46</b> | <b>13</b> | <b>0</b> | <b>10</b> | <b>613</b> | <b>22</b> | <b>1</b> | <b>2.15</b> | <b>7</b> | <b>3</b> |    |  |  |
| <b>SUPERELIT TOTALS</b> |            |           | <b>23</b>      | <b>2619</b> | <b>118</b> | <b>0</b>  | <b>2.70</b> | <b>22</b> | <b>22</b> | <b>0</b> | <b>1</b>  | <b>70</b>  | <b>3</b>  | <b>0</b> | <b>2.57</b> | <b>0</b> | <b>1</b> |    |  |  |
| <b>SHL TOTALS</b>       |            |           | <b>2</b>       | <b>55</b>   | <b>1</b>   | <b>0</b>  | <b>1.09</b> | <b>1</b>  | <b>0</b>  | <b>0</b> | <b>1</b>  | <b>20</b>  | <b>1</b>  | <b>0</b> | <b>0</b>    | <b>0</b> | <b>0</b> |    |  |  |



## Travis Sanheim

— DEFENSE —

BIRTHDATE: March 29, 1996 | BIRTHPLACE: Elkhorn, Manitoba

HEIGHT: 6'4" | WEIGHT: 199 | SHOOTS: Left

ACQUIRED: Draft - 1st round (17th overall) in 2014

### CAREER RECORD

| YEAR              | TEAM       | LEAGUE | REGULAR SEASON |           |            |            |            |           |           | PLAYOFFS  |           |           |   |  |  |  |
|-------------------|------------|--------|----------------|-----------|------------|------------|------------|-----------|-----------|-----------|-----------|-----------|---|--|--|--|
|                   |            |        | GP             | G         | A          | PTS        | PIM        | GP        | G         | A         | PTS       | PIM       |   |  |  |  |
| 2012-13           | Winkler    | MJHL   | --             | --        | --         | --         | --         | --        | 4         | 0         | 0         | 0         | 2 |  |  |  |
| 2013-14           | Calgary    | WHL    | 67             | 5         | 24         | 29         | 14         | 6         | 1         | 1         | 2         | 6         |   |  |  |  |
| 2014-15           | Calgary    | WHL    | 67             | 15        | 50         | 65         | 52         | 17        | 5         | 13        | 18        | 10        |   |  |  |  |
| 2015-16           | Calgary    | WHL    | 52             | 15        | 53         | 68         | 66         | 5         | 1         | 5         | 6         | 8         |   |  |  |  |
|                   | PHANTOMS   | AHL    | 4              | 1         | 2          | 3          | 0          | --        | --        | --        | --        | --        |   |  |  |  |
|                   | Canada U20 | WJC-20 | 5              | 0         | 1          | 1          | 0          | --        | --        | --        | --        | --        |   |  |  |  |
| <b>WHL TOTALS</b> |            |        | <b>186</b>     | <b>35</b> | <b>127</b> | <b>162</b> | <b>132</b> | <b>28</b> | <b>7</b>  | <b>19</b> | <b>26</b> | <b>24</b> |   |  |  |  |
| <b>AHL TOTALS</b> |            |        | <b>4</b>       | <b>1</b>  | <b>2</b>   | <b>3</b>   | <b>0</b>   | <b>--</b> | <b>--</b> | <b>--</b> | <b>--</b> | <b>--</b> |   |  |  |  |



# IN THE SYSTEM



## Anthony Stolarz

– GOALIE –

BIRTHDATE: January 20, 1994 | BIRTHPLACE: Edison, NJ

HEIGHT: 6'6" | WEIGHT: 220 | CATCHES: Left

ACQUIRED: Draft - 2nd round (45th overall) in 2012

### CAREER RECORD

| SEASON                | TEAM           | LEAGUE | REGULAR SEASON |             |            |          |             |           |           | PLAYOFFS  |           |             |           |          |             |           |          |          |
|-----------------------|----------------|--------|----------------|-------------|------------|----------|-------------|-----------|-----------|-----------|-----------|-------------|-----------|----------|-------------|-----------|----------|----------|
|                       |                |        | GP             | MINS        | GA         | SO       | AVG         | W         | L         | T         | GP        | MINS        | GA        | SO       | AVG         | W         | L        | T        |
| 2011-12               | Corpus Christi | NAHL   | 50             | 2939        | 139        | 3        | 2.84        | 23        | 22        | 4         | --        | --          | --        | --       | --          | --        | --       | --       |
| 2012-13               | Nebraska-Omaha | WCHA   | 8              | 421         | 18         | 1        | 2.56        | 2         | 5         | 0         | --        | --          | --        | --       | --          | --        | --       | --       |
|                       | London         | OHL    | 20             | 1153        | 44         | 1        | 2.29        | 13        | 3         | 2         | 18        | 1115        | 47        | 1        | 2.53        | 13        | 4        | 1        |
| 2013-14               | London         | OHL    | 35             | 1927        | 81         | 4        | 2.52        | 25        | 5         | 2         | 3         | 180         | 6         | 0        | 2.00        | 3         | 0        | 0        |
| 2014-15               | PHANTOMS       | AHL    | 31             | 1592        | 87         | 2        | 3.28        | 9         | 13        | 4         | --        | --          | --        | --       | --          | --        | --       | --       |
| 2015-16               | PHANTOMS       | AHL    | 47             | 2726        | 118        | 0        | 2.60        | 21        | 18        | 7         | --        | --          | --        | --       | --          | --        | --       | --       |
| <b>NAHL TOTALS</b>    |                |        | <b>50</b>      | <b>2939</b> | <b>139</b> | <b>3</b> | <b>2.84</b> | <b>23</b> | <b>22</b> | <b>4</b>  | --        | --          | --        | --       | --          | --        | --       | --       |
| <b>COLLEGE TOTALS</b> |                |        | <b>8</b>       | <b>421</b>  | <b>18</b>  | <b>1</b> | <b>2.56</b> | <b>2</b>  | <b>5</b>  | <b>0</b>  | --        | --          | --        | --       | --          | --        | --       | --       |
| <b>OHL TOTALS</b>     |                |        | <b>55</b>      | <b>3080</b> | <b>125</b> | <b>5</b> | <b>2.41</b> | <b>38</b> | <b>8</b>  | <b>4</b>  | <b>21</b> | <b>1295</b> | <b>53</b> | <b>1</b> | <b>2.46</b> | <b>16</b> | <b>4</b> | <b>1</b> |
| <b>AHL TOTALS</b>     |                |        | <b>78</b>      | <b>4318</b> | <b>205</b> | <b>2</b> | <b>2.60</b> | <b>30</b> | <b>31</b> | <b>--</b> | --        | --          | --        | --       | --          | --        | --       | --       |



## Petr Straka

– RIGHT WING –

BIRTHDATE: June 15, 1992 | BIRTHPLACE: Plzen, Czech Rep.

HEIGHT: 6'0" | WEIGHT: 197 | SHOOTS: Left

ACQUIRED: Free Agent - signed April 11, 2013

### CAREER RECORD

| YEAR                 | TEAM        | LEAGUE | REGULAR SEASON |           |            |            |            |           |           | PLAYOFFS  |           |           |  |
|----------------------|-------------|--------|----------------|-----------|------------|------------|------------|-----------|-----------|-----------|-----------|-----------|--|
|                      |             |        | GP             | G         | A          | PTS        | PIM        | GP        | G         | A         | PTS       | PIM       |  |
| 2009-10              | Rimouski    | QMJHL  | 62             | 28        | 36         | 64         | 54         | 12        | 5         | 9         | 14        | 10        |  |
| 2010-11              | Rimouski    | QMJHL  | 41             | 10        | 15         | 25         | 33         | 5         | 2         | 2         | 4         | 0         |  |
| 2011-12              | Rimouski    | QMJHL  | 54             | 18        | 19         | 37         | 41         | 21        | 10        | 12        | 22        | 6         |  |
| 2012-13              | Baie-Comeau | QMJHL  | 55             | 41        | 41         | 82         | 34         | 19        | 11        | 14        | 25        | 12        |  |
| 2013-14              | PHANTOMS    | AHL    | 60             | 9         | 18         | 27         | 22         | --        | --        | --        | --        | --        |  |
| 2014-15              | PHANTOMS    | AHL    | 68             | 14        | 10         | 24         | 26         | --        | --        | --        | --        | --        |  |
|                      | FLYERS      | NHL    | 3              | 0         | 2          | 2          | 0          | --        | --        | --        | --        | --        |  |
| 2015-16              | PHANTOMS    | AHL    | 64             | 19        | 18         | 37         | 25         | --        | --        | --        | --        | --        |  |
| <b>JUNIOR TOTALS</b> |             |        | <b>212</b>     | <b>97</b> | <b>111</b> | <b>208</b> | <b>162</b> | <b>57</b> | <b>28</b> | <b>37</b> | <b>65</b> | <b>28</b> |  |
| <b>AHL TOTALS</b>    |             |        | <b>192</b>     | <b>42</b> | <b>46</b>  | <b>88</b>  | <b>73</b>  | --        | --        | --        | --        | --        |  |
| <b>NHL TOTALS</b>    |             |        | <b>3</b>       | <b>0</b>  | <b>2</b>   | <b>2</b>   | <b>0</b>   | --        | --        | --        | --        | --        |  |



# IN THE SYSTEM



## Matej Tomek

– GOALIE –


**BIRTHDATE:** May 24, 1997 | **BIRTHPLACE:** Bratislava, Slovakia

**HEIGHT:** 6'2" | **WEIGHT:** 183 | **CATCHES:** Left

**ACQUIRED:** Draft - 3rd round (90th overall) in 2015

### CAREER RECORD

| SEASON  | TEAM                     | LEAGUE       | REGULAR SEASON |      |    |    |      |    |    | PLAYOFFS |    |      |    |    |      |    |    |
|---------|--------------------------|--------------|----------------|------|----|----|------|----|----|----------|----|------|----|----|------|----|----|
|         |                          |              | GP             | MINS | GA | SO | AVG  | W  | L  | T        | GP | MINS | GA | SO | AVG  | W  | L  |
| 2012-13 | HC Slovan Bratislava U18 | Slovakia U18 | 19             | 1052 | 36 | 3  | 2.05 | 12 | 6  | 0        | 4  | 212  | 7  | 0  | 1.98 | 1  | 2  |
| 2013-14 | Team Slovakia U18        | Slovakia2    | 14             | 777  | 31 | 0  | 2.39 | -- | -- | --       | -- | --   | -- | -- | --   | -- | -- |
|         | HK SKP Poprad U18        | Slovakia U18 | 6              | 359  | 14 | 0  | 2.34 | 5  | 1  | 0        | 4  | 240  | 12 | 1  | 3.00 | 2  | 2  |
|         | HK SKP Poprad U20        | Slovakia U20 | 2              | 120  | 3  | 0  | 1.50 | -- | -- | --       | -- | --   | -- | -- | --   | -- | -- |
|         | Slovakia U18             | WJC-18       | 3              | 140  | 10 | 0  | 4.29 | 1  | 2  | 0        | -- | --   | -- | -- | --   | -- | -- |
| 2014-15 | Topeka                   | NAHL         | 33             | 1938 | 59 | 6  | 1.83 | 24 | 7  | 2        | 7  | 375  | 20 | 0  | 3.20 | 4  | 2  |
| 2015-16 | North Dakota             | NCHC         | DNP            |      |    |    |      |    |    |          |    |      |    |    |      |    |    |



## Carsen Twarynski

– LEFT WING –

**BIRTHDATE:** November 24th, 1997 | **BIRTHPLACE:** Calgary, Alberta

**HEIGHT:** 6'2" | **WEIGHT:** 191 | **SHOOTS:** Left

**ACQUIRED:** Draft - 3rd round (82nd overall) in 2016

### CAREER RECORD

| YEAR    | TEAM                | LEAGUE | REGULAR SEASON |           |           |           |           |           |           | PLAYOFFS  |           |           |  |
|---------|---------------------|--------|----------------|-----------|-----------|-----------|-----------|-----------|-----------|-----------|-----------|-----------|--|
|         |                     |        | GP             | G         | A         | PTS       | PIM       | GP        | G         | A         | PTS       | PIM       |  |
| 2010-11 | CBHA                | HCBAA  | 27             | 1         | 9         | 10        | 57        | 4         | 0         | 1         | 1         | 4         |  |
|         | Calgary             | AMBHL  | 1              | 0         | 0         | 0         | 0         | --        | --        | --        | --        | --        |  |
| 2011-12 | Calgary             | AMBHL  | 27             | 2         | 7         | 9         | 24        | --        | --        | --        | --        | --        |  |
| 2012-13 | CBHA                | AMMHL  | 32             | 11        | 23        | 34        | 16        | --        | --        | --        | --        | --        |  |
| 2013-14 | Calgary             | AMHL   | 32             | 13        | 16        | 29        | 31        | --        | --        | --        | --        | --        |  |
|         | Okotoks             | AJHL   | 2              | 0         | 0         | 0         | 0         | --        | --        | --        | --        | --        |  |
| 2014-15 | Calgary             | WHL    | 58             | 6         | 16        | 22        | 22        | 16        | 1         | 4         | 5         | 14        |  |
| 2015-16 | Calgary             | WHL    | 67             | 20        | 25        | 45        | 42        | 5         | 0         | 1         | 1         | 0         |  |
|         | <b>AJHL TOTALS</b>  |        | <b>2</b>       | <b>0</b>  | <b>0</b>  | <b>0</b>  | <b>0</b>  | <b>--</b> | <b>--</b> | <b>--</b> | <b>--</b> | <b>--</b> |  |
|         | <b>AMBHL TOTALS</b> |        | <b>28</b>      | <b>2</b>  | <b>7</b>  | <b>9</b>  | <b>24</b> | <b>--</b> | <b>--</b> | <b>--</b> | <b>--</b> | <b>--</b> |  |
|         | <b>AMHL TOTALS</b>  |        | <b>32</b>      | <b>13</b> | <b>16</b> | <b>29</b> | <b>31</b> | <b>--</b> | <b>--</b> | <b>--</b> | <b>--</b> | <b>--</b> |  |
|         | <b>AMMHL TOTALS</b> |        | <b>32</b>      | <b>11</b> | <b>23</b> | <b>34</b> | <b>16</b> | <b>--</b> | <b>--</b> | <b>--</b> | <b>--</b> | <b>--</b> |  |
|         | <b>HCBAA TOTALS</b> |        | <b>27</b>      | <b>1</b>  | <b>9</b>  | <b>10</b> | <b>57</b> | <b>4</b>  | <b>0</b>  | <b>1</b>  | <b>1</b>  | <b>4</b>  |  |
|         | <b>WHL TOTALS</b>   |        | <b>125</b>     | <b>26</b> | <b>41</b> | <b>67</b> | <b>64</b> | <b>21</b> | <b>1</b>  | <b>5</b>  | <b>6</b>  | <b>14</b> |  |



## IN THE SYSTEM



### Mikhail Vorobyev

– DEFENSE –

**BIRTHDATE:** Jan 5, 1997 | **BIRTHPLACE:** Ufa, Russia

**HEIGHT:** 6'2" | **WEIGHT:** 194 | **SHOOTS:** Left

**ACQUIRED:** Draft - 4th round (104th overall) in 2015

#### CAREER RECORD

| YEAR              | TEAM               | LEAGUE | REGULAR SEASON |           |           |           |           | PLAYOFFS |          |          |          |          |
|-------------------|--------------------|--------|----------------|-----------|-----------|-----------|-----------|----------|----------|----------|----------|----------|
|                   |                    |        | GP             | G         | A         | PTS       | PIM       | GP       | G        | A        | PTS      | PIM      |
| 2013-14           | Tolpar Ufa         | MHL    | 4              | 0         | 3         | 3         | 0         | --       | --       | --       | --       | --       |
| 2014-15           | Tolpar Ufa         | MHL    | 39             | 8         | 12        | 20        | 40        | 8        | 3        | 0        | 3        | 2        |
| 2015-16           | Salabat Yulaeb UFA | KHL    | 28             | 2         | 1         | 3         | 14        | 1        | 0        | 0        | 0        | 0        |
|                   | Tolpar Ufa         | MHL    | 21             | 6         | 17        | 23        | 28        | --       | --       | --       | --       | --       |
| <b>MHL TOTALS</b> |                    |        | <b>64</b>      | <b>14</b> | <b>32</b> | <b>46</b> | <b>68</b> | <b>8</b> | <b>3</b> | <b>0</b> | <b>3</b> | <b>2</b> |
| <b>KHL TOTALS</b> |                    |        | <b>28</b>      | <b>2</b>  | <b>1</b>  | <b>3</b>  | <b>14</b> | <b>1</b> | <b>0</b> | <b>0</b> | <b>0</b> | <b>0</b> |



### Reece Willcox

– DEFENSE –

**BIRTHDATE:** March 20, 1994 | **BIRTHPLACE:** Surrey, British Columbia

**HEIGHT:** 6'4" | **WEIGHT:** 205 | **SHOOTS:** Right

**ACQUIRED:** Draft - 5th round ( 141st overall) in 2012

#### CAREER RECORD

| YEAR                  | TEAM     | LEAGUE | REGULAR SEASON |           |           |           |           | PLAYOFFS  |           |           |           |           |
|-----------------------|----------|--------|----------------|-----------|-----------|-----------|-----------|-----------|-----------|-----------|-----------|-----------|
|                       |          |        | GP             | G         | A         | PTS       | PIM       | GP        | G         | A         | PTS       | PIM       |
| 2010-11               | Merritt  | BCHL   | 53             | 5         | 9         | 14        | 16        | 4         | 1         | 2         | 3         | 0         |
| 2011-12               | Merritt  | BCHL   | 52             | 5         | 18        | 23        | 26        | 9         | 2         | 2         | 4         | 6         |
| 2012-13               | Cornell  | ECAC   | 34             | 0         | 5         | 5         | 8         | --        | --        | --        | --        | --        |
| 2013-14               | Cornell  | ECAC   | 32             | 2         | 5         | 7         | 10        | --        | --        | --        | --        | --        |
| 2014-15               | Cornell  | ECAC   | 21             | 1         | 3         | 4         | 10        | --        | --        | --        | --        | --        |
| 2015-16               | Cornell  | ECAC   | 33             | 2         | 11        | 13        | 2         | --        | --        | --        | --        | --        |
|                       | PHANTOMS | AHL    | 6              | 1         | 2         | 3         | 8         | --        | --        | --        | --        | --        |
| <b>JUNIOR TOTALS</b>  |          |        | <b>105</b>     | <b>10</b> | <b>27</b> | <b>37</b> | <b>42</b> | <b>13</b> | <b>3</b>  | <b>4</b>  | <b>7</b>  | <b>6</b>  |
| <b>COLLEGE TOTALS</b> |          |        | <b>120</b>     | <b>5</b>  | <b>24</b> | <b>29</b> | <b>30</b> | <b>0</b>  | <b>0</b>  | <b>0</b>  | <b>0</b>  | <b>0</b>  |
| <b>PRO TOTALS</b>     |          |        | <b>6</b>       | <b>1</b>  | <b>2</b>  | <b>3</b>  | <b>8</b>  | <b>--</b> | <b>--</b> | <b>--</b> | <b>--</b> | <b>--</b> |





## 2016 DRAFT PICKS



### **GERMAN RUBTSOV**

**CENTER - Russia U-18 National Team (MHL)**

**1ST ROUND (22nd OVERALL)**

Recorded 12G and 14A for 26 points in 28 games for the Russian U-18 National Team in 2015-16... was ranked fifth among European skaters by NHL Central Scouting... recorded a goal and three assists for four points in five games at the Ivan Hlinka Memorial Cup... also posted two goals and four assists for six points at the World Junior A Challenge.



### **PASCAL LABERGE**

**CENTER/WING - Victoriaville (QMJHL)**

**2ND ROUND (36th OVERALL)**

Recorded 68 points (23g, 45a) in 56 games in 2015-16, leading Victoriaville in assists and points... added five points (3g-2a) in five playoff games... posted three points (2g-1a) in Team Orr's 3-2 victory over Team Cherry at the 2016 CHL/NHL Top Prospects Game in Vancouver, earning First Star of the Game honors... represented Canada at the 2016 Under-18 World Championship, recording four points (2g, 2a) in seven games... in 2014-15, posted 10 points (4g, 6a) in 27 games for Gatineau before being acquired by the Tigers, where he posted 21 points (6g-15a) in the remaining 31 contests... won a Midget AAA league championship with the Chateauguay Grenadiers in 2013-14... skated with Canada Black at the 2014 World Under-17 Hockey Challenge, recording four assists in five games.



### **CARTER HART**

**GOALIE - Everett (WHL)**

**2ND ROUND (48th OVERALL)**

Was the first goaltender taken in the 2016 NHL Entry Draft... appeared in 63 of his team's 72 games, posting a 35-23-4 record to go with a 2.14 GAA and .918 save percentage and six shutouts... finished second among all WHL goalies in GAA and shutouts... named Canadian Hockey League Goaltender of the Year, beating out New Jersey prospect Mackenzie Blackwood of the Ontario Hockey League's Barrie Colts and Chase Marchand of the Memorial Cup finalist Rouyn-Noranda Huskies... helped backstop Canada to a gold medal at the 2015 Ivan Hlinka Memorial, posting a 1.50 goals-against average en route to winning both of his starts... posted the top goals-against average in the WHL as a rookie in 2014-15 (2.29)... was an eighth-round selection (158th overall) by Everett in the 2013 WHL Bantam Draft... won MVP and Top Goaltender honors while playing for the Sherwood Park Squires in the Alberta Minor Midget AAA Hockey League in 2013-14.



### **WADE ALLISON**

**RIGHT WING - Tri-City (USHL)**

**2ND ROUND (52nd OVERALL)**

Recorded 25 goals and 22 assists for 47 points in 56 games for the Tri-City Storm of the USHL... went on to post nine goals and 16 points in 11 playoff games to help Tri-City win the USHL's Clark Cup... his 47 points and 25 goals ranked second on the team in the regular season, while his nine goals led all players in the playoffs and his 16 points were second among all players... was named Clark Cup MVP after posting five goals and nine points in three Clark Cup Final games... will attend Western Michigan University beginning in 2016-17.




## 2016 DRAFT PICKS



### **CARSEN TWARYNSKI**

**LEFT WING – Calgary (WHL) | 3RD ROUND (82nd OVERALL)**

Finished fifth on the Hitmen in scoring with 20 goals and 25 assists for 45 points in 67 games... added one assist in five playoff games... led Calgary with a plus-21 rating and tied for the team lead with four shorthanded goals... played alongside Flyers prospects Travis Sanheim and Radel Fazleev.



### **CONNOR BUNNAMAN**

**CENTER – Kitchener (OHL) | 4TH ROUND (109th OVERALL)**

Recorded 16 goals and 22 assists for 38 points in 68 regular season games with Kitchener... posted a plus-minus rating of +18, which ranked fifth overall on the team... all stat categories were an improvement from his rookie season, when he posted 15 points (10g, 5a) and was +2 in 67 games... added four points (2g, 2a) in nine playoff games... was a member of Team White at Hockey Canada's Under-17 Development Camp.



### **LINUS HOGBERG**

**DEFENSE – Vaxjo HC (Sweden) | 5TH ROUND (139th OVERALL)**

Recorded 25 points (7g-18a) in 39 games for Vaxjo's second-division team, while also appearing in two games for the organization's SHL team.



### **TANNER LACZYNSKI**

**CENTER – Lincoln (USHL) | 6TH ROUND (169th OVERALL)**


Averaged over a point per game in 2015-16, which he split between Lincoln and Chicago... recorded a total of 63 points (24g-39a) in 52 games... scored 11 goals and added 12 assists in 19 games for Lincoln, while also contributing a goal and two assists in four postseason games... appeared in the 2014 CCM/USA Hockey All-American Prospects Game... will attend Ohio State University beginning in 2016-17.



### **ANTHONY SALINITRI**

**CENTER – Sarnia (OHL) | 6TH ROUND (172nd OVERALL)**

Posted 17 goals and 30 points in 62 regular season games for Sarnia, where he played with Flyers prospect Travis Konecny... posted two goals in seven playoff games... his 30 regular season points were more than his first two seasons in the OHL combined (19 pts)... was the 17th overall pick in the 2014 OHL Draft.



### **DAVID BERNHARDT**

**DEFENSE – Djurgårdens IF (Sweden) | 7TH ROUND (199th OVERALL)**

Has played in the Djurgårdens organization since 2012... spent the entire season with its second-division team in 2015-16, posting 10 goals and 38 points in 45 games... his 38 points ranked third on the team and was second-most among all defenses in the SuperElit... recorded three goals and three assists in seven playoff games... has a brother, Daniel, who was a fourth-round pick of the NY Rangers in 2015.



# LEHIGH VALLEY PHANTOMS HOCKEY CLUB

## Office & Arena

PPL Center  
740 Hamilton Street, Suite 300  
Allentown, PA 18101  
610-224-4625

## Tickets

Box Office: 610-347-8499



## FRONT OFFICE:

|   |                 |
|---|-----------------|
| Co-Owner/Governor.....                        | Rob Brooks      |
| Co-Owner/Governor.....                        | Jim Brooks      |
| Head Coach.....                               | Scott Gordon    |
| Assistant Coach.....                          | Riley Cote      |
| Assistant Coach.....                          | Kerry Huffman   |
| Manager of Hockey Operations.....             | Bill Downey     |
| Head Athletic Trainer.....                    | Brian Gragorsky |
| Head Equipment Manager.....                   | Andy Rannels    |
| Executive Vice President.....                 | Chris Porreca   |
| Vice President of Finance.....                | Jeff Rogers     |
| Vice President of Ticket Sales.....           | Erik Hansen     |
| Vice President of Corporate Partnerships..... | Dennis Begley   |
| Director of Ticket Sales.....                 | Kevin Schildt   |
| Senior Corporate Partnerships Manager.....    | Lou Harmelin    |
| Corporate Partnerships Manager.....           | Dyana Sweigart  |
| Director of Client Services.....              | Emily Krombach  |
| Director of Premium Seating.....              | Stephanie Sior  |
| Sales Specialist.....                         | Casey Callahan  |
| Sales Specialist.....                         | Trevor Herrick  |
| Sales Specialist.....                         | Wes Tillet      |
| Sales Specialist.....                         | Ian Zang        |
| Retention Specialist.....                     | Julie Nespoli   |
| Retention Specialist.....                     | Dan Remenowsky  |
| Senior Sales Associate.....                   | Mike Barbieri   |
| Merchandise Manager.....                      | Bev Saunders    |
| Manager of Accounting.....                    | Tyler Deane     |
| Staff Accountant.....                         | Demia Shetayh   |
| Relations Manager.....                        | Dan Fremuth     |
| Graphic Designer.....                         | Steve Dziedziak |
| Game Operations Director.....                 | Amy Keller      |
| Broadcaster.....                              | Bob Rotruck     |

## TEAM INFORMATION

|                       |                         |
|-----------------------|-------------------------|
| Colors.....           | Orange, Black and White |
| Home Arena.....       | PPL Center              |
| NHL Affiliation.....  | Philadelphia Flyers     |
| ECHL Affiliation..... | Reading Royals          |
| Radio Station.....    | ESPN Radio 1470         |
| Mascot.....           | MeLVin                  |



# LEHIGH VALLEY PHANTOMS HOCKEY CLUB

| DAY             | DATE       | OPPONENT                       | TIME  | DAY                                    | DATE      | OPPONENT                          | TIME |
|-----------------|------------|--------------------------------|-------|--|-----------|-----------------------------------|------|
| <b>OCTOBER</b>  |            |                                |       | <b>FEBRUARY</b>                        |           |                                   |      |
| Sat.            | 10/15/2016 | SPRINGFIELD THUNDERBIRDS       | 7:05  | Fri.                                   | 2/3/2017  | at Albany Devils                  | 7:00 |
| Fri.            | 10/21/2016 | BRIDGEPORT SOUND TIGERS        | 7:05  | Sat.                                   | 2/4/2017  | at Wilkes-Barre/Scranton Penguins | 7:05 |
| Sat.            | 10/22/2016 | HARTFORD WOLF PACK             | 7:05  | Wed.                                   | 2/8/2017  | BINGHAMTON SENATORS               | 7:05 |
| Fri.            | 10/28/2016 | at Hartford Wolf Pack          | 7:15  | Fri.                                   | 2/10/2017 | ST. JOHN'S ICECAPS                | 7:05 |
| Sat.            | 10/29/2016 | at Bridgeport Sound Tigers     | 7:00  | Sat.                                   | 2/11/2017 | ST. JOHN'S ICECAPS                | 7:05 |
| Sun.            | 10/30/2016 | at Hershey Bears               | 5:00  | Tues.                                  | 2/14/2017 | at Wilkes-Barre/Scranton Penguins | 7:05 |
| <b>NOVEMBER</b> |            |                                |       | Fri.                                   | 2/17/2017 | HARTFORD WOLF PACK                | 7:05 |
| Wed.            | 11/2/2016  | at Hartford Wolf Pack          | 11:00 | Sat.                                   | 2/18/2017 | HARTFORD WOLF PACK                | 7:05 |
| Fri.            | 11/4/2016  | at Providence Bruins           | 7:05  | Sun.                                   | 2/19/2017 | at Utica Comets                   | 3:00 |
| Sat.            | 11/5/2016  | SPRINGFIELD THUNDERBIRDS       | 7:05  | Fri.                                   | 2/24/2017 | at Springfield Thunderbirds       | 7:05 |
| Fri.            | 11/11/2016 | at Utica Comets                | 7:00  | Sat.                                   | 2/25/2017 | WILKES-BARRE/SCRANTON PENGUINS    | 7:05 |
| Sat.            | 11/12/2016 | TORONTO MARLIES                | 7:05  | <b>MARCH</b>                           |           |                                   |      |
| Sun.            | 11/13/2016 | at Hershey Bears               | 5:00  | Fri.                                   | 3/3/2017  | at Springfield Thunderbirds       | 7:05 |
| Wed.            | 11/16/2016 | WILKES-BARRE/SCRANTON PENGUINS | 7:05  | Sat.                                   | 3/4/2017  | at Hartford Wolf Pack             | 3:00 |
| Fri.            | 11/18/2016 | at Providence Bruins           | 7:05  | Sun.                                   | 3/5/2017  | at Providence Bruins              | 3:05 |
| Sat.            | 11/19/2016 | at Bridgeport Sound Tigers     | 7:00  | Wed.                                   | 3/8/2017  | at Wilkes-Barre/Scranton Penguins | 7:05 |
| Wed.            | 11/23/2016 | at Binghamton Senators         | 7:05  | Fri.                                   | 3/10/2017 | HERSHEY BEARS                     | 7:05 |
| Fri.            | 11/25/2016 | BINGHAMTON SENATORS            | 7:05  | Sat.                                   | 3/11/2017 | UTICA COMETS                      | 7:05 |
| Sat.            | 11/26/2016 | HARTFORD WOLF PACK             | 7:05  | Wed.                                   | 3/15/2017 | SYRACUSE CRUNCH                   | 7:05 |
| Tues.           | 11/29/2016 | at Toronto Marlies             | 7:00  | Fri.                                   | 3/17/2017 | WILKES-BARRE/SCRANTON PENGUINS    | 7:05 |
| <b>DECEMBER</b> |            |                                |       | Sat.                                   | 3/18/2017 | at Wilkes-Barre/Scranton Penguins | 7:05 |
| Fri.            | 12/2/2016  | HERSHEY BEARS                  | 7:05  | Tues.                                  | 3/21/2017 | at St. John's IceCaps             | 6:00 |
| Sat.            | 12/3/2016  | at Hershey Bears               | 7:00  | Wed.                                   | 3/22/2017 | at St. John's IceCaps             | 6:00 |
| Sun.            | 12/4/2016  | at Bridgeport Sound Tigers     | 3:00  | Sat.                                   | 3/25/2017 | WILKES-BARRE/SCRANTON PENGUINS    | 7:05 |
| Wed.            | 12/7/2016  | at Syracuse Crunch             | 7:00  | Sun.                                   | 3/26/2017 | BRIDGEPORT SOUND TIGERS           | 5:05 |
| Fri.            | 12/9/2016  | ROCHESTER AMERICANS            | 7:05  | Fri.                                   | 3/31/2017 | BRIDGEPORT SOUND TIGERS           | 7:05 |
| Sat.            | 12/10/2016 | ROCHESTER AMERICANS            | 7:05  | <b>APRIL</b>                           |           |                                   |      |
| Wed.            | 12/14/2016 | BRIDGEPORT SOUND TIGERS        | 7:05  | Sat.                                   | 4/1/2017  | at Wilkes-Barre/Scranton Penguins | 7:05 |
| Fri.            | 12/16/2016 | HERSHEY BEARS                  | 7:05  | Sun.                                   | 4/2/2017  | at Hershey Bears                  | 5:00 |
| Sat.            | 12/17/2016 | PROVIDENCE BRUINS              | 7:05  | Wed.                                   | 4/5/2017  | HERSHEY BEARS                     | 7:05 |
| Mon.            | 12/26/2016 | HERSHEY BEARS                  | 7:05  | Fri.                                   | 4/7/2017  | WILKES-BARRE/SCRANTON PENGUINS    | 7:05 |
| Wed.            | 12/28/2016 | at Rochester Americans         | 7:05  | Sat.                                   | 4/8/2017  | SPRINGFIELD THUNDERBIRDS          | 7:05 |
| Fri.            | 12/30/2016 | at Rochester Americans         | 7:05  | Wed.                                   | 4/12/2017 | at Wilkes-Barre/Scranton Penguins | 7:05 |
| <b>JANUARY</b>  |            |                                |       | Fri.                                   | 4/14/2017 | PROVIDENCE BRUINS                 | 7:05 |
| Fri.            | 1/6/2017   | at Hartford Wolf Pack          | 7:15  | Sat.                                   | 4/15/2017 | at Binghamton Senators            | 7:05 |
| Sat.            | 1/7/2017   | ALBANY DEVILS                  | 7:05  | <b>Home Games in bold and CAPITALS</b> |           |                                   |      |
| Sun.            | 1/8/2017   | UTICA COMETS                   | 5:05  |  |           |                                   |      |
| Fri.            | 1/13/2017  | HERSHEY BEARS                  | 7:05  |  |           |                                   |      |
| Sat.            | 1/14/2017  | at Hershey Bears               | 7:00  |  |           |                                   |      |
| Mon.            | 1/16/2017  | at Springfield Thunderbirds    | 1:05  |  |           |                                   |      |
| Fri.            | 1/20/2017  | WILKES-BARRE/SCRANTON PENGUINS | 7:05  |  |           |                                   |      |
| Sat.            | 1/21/2017  | PROVIDENCE BRUINS              | 7:05  |  |           |                                   |      |
| Sun.            | 1/22/2017  | at Hershey Bears               | 5:00  |  |           |                                   |      |
| Wed.            | 1/25/2017  | BINGHAMTON SENATORS            | 7:05  |  |           |                                   |      |
| Fri.            | 1/27/2017  | at Binghamton Senators         | 7:05  |  |           |                                   |      |
| Sat.            | 1/28/2017  | at Bridgeport Sound Tigers     | 7:00  |  |           |                                   |      |



# 2015-16 FINAL REGULAR SEASON STATISTICS

## EASTERN CONFERENCE

### ATLANTIC DIVISION

|           | GP   | W  | L  | OT | GF | GA  | PTS |     |
|-----------|------|----|----|----|----|-----|-----|-----|
| FLORIDA   | (3)  | 82 | 47 | 26 | 9  | 239 | 203 | 103 |
| TAMPA BAY | (6)  | 82 | 46 | 31 | 5  | 227 | 201 | 97  |
| DETROIT   | (8)  | 82 | 41 | 30 | 11 | 211 | 224 | 93  |
| BOSTON    | (9)  | 82 | 42 | 31 | 9  | 240 | 230 | 93  |
| OTTAWA    | (11) | 82 | 38 | 35 | 9  | 236 | 247 | 85  |
| MONTREAL  | (13) | 82 | 38 | 38 | 6  | 221 | 236 | 82  |
| BUFFALO   | (14) | 82 | 35 | 36 | 11 | 201 | 222 | 81  |
| TORONTO   | (16) | 82 | 29 | 42 | 11 | 198 | 246 | 69  |

### METROPOLITAN DIVISION

|              | GP   | W  | L  | OT | GF | GA  | PTS |     |
|--------------|------|----|----|----|----|-----|-----|-----|
| WASHINGTON   | (1)  | 82 | 56 | 18 | 8  | 252 | 193 | 120 |
| PITTSBURGH   | (2)  | 82 | 48 | 26 | 8  | 245 | 203 | 104 |
| NY RANGERS   | (4)  | 82 | 46 | 27 | 9  | 236 | 217 | 101 |
| NY ISLANDERS | (5)  | 82 | 45 | 27 | 10 | 232 | 216 | 100 |
| PHILADELPHIA | (7)  | 82 | 41 | 27 | 14 | 214 | 218 | 96  |
| CAROLINA     | (10) | 82 | 35 | 31 | 16 | 198 | 226 | 86  |
| NEW JERSEY   | (12) | 82 | 38 | 36 | 8  | 184 | 208 | 84  |
| COLUMBUS     | (15) | 82 | 34 | 40 | 8  | 219 | 252 | 76  |

## WESTERN CONFERENCE

### CENTRAL DIVISION

|           | GP   | W  | L  | OT | GF | GA  | PTS |     |
|-----------|------|----|----|----|----|-----|-----|-----|
| DALLAS    | (1)  | 82 | 50 | 23 | 9  | 267 | 230 | 109 |
| ST. LOUIS | (2)  | 82 | 49 | 24 | 9  | 224 | 201 | 107 |
| CHICAGO   | (3)  | 82 | 47 | 26 | 9  | 235 | 209 | 103 |
| NASHVILLE | (7)  | 82 | 41 | 27 | 14 | 228 | 215 | 96  |
| MINNESOTA | (8)  | 82 | 38 | 33 | 11 | 216 | 206 | 87  |
| COLORADO  | (9)  | 82 | 39 | 39 | 4  | 216 | 240 | 82  |
| WINNIPEG  | (11) | 82 | 35 | 39 | 8  | 215 | 239 | 78  |

### PACIFIC DIVISION

|             | GP   | W  | L  | OT | GF | GA  | PTS |     |
|-------------|------|----|----|----|----|-----|-----|-----|
| ANAHEIM     | (4)  | 82 | 46 | 25 | 11 | 218 | 192 | 103 |
| LOS ANGELES | (5)  | 82 | 48 | 28 | 6  | 225 | 195 | 102 |
| SAN JOSE    | (6)  | 82 | 46 | 30 | 6  | 241 | 210 | 98  |
| ARIZONA     | (10) | 82 | 35 | 39 | 8  | 209 | 245 | 78  |
| CALGARY     | (12) | 82 | 35 | 40 | 7  | 231 | 260 | 77  |
| VANCOUVER   | (13) | 82 | 31 | 38 | 13 | 191 | 243 | 75  |
| EDMONTON    | (14) | 82 | 31 | 43 | 8  | 203 | 245 | 70  |

\*Teams receive two points for a victory (W), one point for a loss in overtime or shootout (OT).

## INDIVIDUAL SCORING LEADERS

| PLAYER               | TEAM                | GP        | G         | A         | PTS       | +/-      | PIM       | PP       | SH       | GW       | S          | PCTG       |
|----------------------|---------------------|-----------|-----------|-----------|-----------|----------|-----------|----------|----------|----------|------------|------------|
| PATRICK KANE         | CHICAGO             | 82        | 46        | 60        | 106       | 17       | 30        | 17       | 0        | 9        | 287        | 16.0       |
| JAMIE BENN           | DALLAS              | 82        | 41        | 48        | 89        | 7        | 64        | 17       | 2        | 5        | 247        | 16.6       |
| SIDNEY CROSSBY       | PITTSBURGH          | 80        | 36        | 49        | 85        | 19       | 42        | 10       | 0        | 9        | 248        | 14.5       |
| JOE THORNTON         | SAN JOSE            | 82        | 19        | 63        | 82        | 25       | 54        | 8        | 0        | 6        | 121        | 15.7       |
| ERIK KARLSSON        | OTTAWA              | 82        | 16        | 66        | 82        | 2        | 50        | 1        | 0        | 3        | 248        | 6.5        |
| JOE PAVELSKI         | SAN JOSE            | 82        | 38        | 40        | 78        | 25       | 30        | 12       | 0        | 11       | 224        | 17.0       |
| JOHNNY GAUDREAU      | CALGARY             | 79        | 30        | 48        | 78        | 4        | 20        | 6        | 0        | 6        | 217        | 13.8       |
| BLAKE WHEELER        | WINNIPEG            | 82        | 26        | 52        | 78        | 8        | 49        | 3        | 2        | 5        | 256        | 10.2       |
| *ARTEMI PANARIN      | CHICAGO             | 80        | 30        | 47        | 77        | 8        | 32        | 8        | 0        | 7        | 187        | 16.0       |
| EVGENY KUZNETSOV     | WASHINGTON          | 82        | 20        | 57        | 77        | 27       | 32        | 5        | 0        | 4        | 193        | 10.4       |
| BRENT BURNS          | SAN JOSE            | 82        | 27        | 48        | 75        | 5        | 53        | 7        | 1        | 4        | 353        | 7.6        |
| VLADIMIR TARASENKO   | ST. LOUIS           | 80        | 40        | 34        | 74        | 7        | 37        | 12       | 0        | 7        | 292        | 13.7       |
| ANZE KOPITAR         | LOS ANGELES         | 81        | 25        | 49        | 74        | 34       | 16        | 5        | 1        | 8        | 177        | 14.1       |
| TYLER SEGUIN         | DALLAS              | 72        | 33        | 40        | 73        | 2        | 16        | 7        | 0        | 6        | 278        | 11.9       |
| ALEX OVECHKIN        | WASHINGTON          | 79        | 50        | 21        | 71        | 21       | 53        | 19       | 0        | 8        | 398        | 12.6       |
| JOHN TAVARES         | NY ISLANDERS        | 78        | 33        | 37        | 70        | 6        | 38        | 7        | 0        | 5        | 250        | 13.2       |
| NICKLAS BACKSTROM    | WASHINGTON          | 75        | 20        | 50        | 70        | 17       | 36        | 3        | 0        | 4        | 129        | 15.5       |
| PATRICE BERGERON     | BOSTON              | 80        | 32        | 36        | 68        | 12       | 49        | 12       | 1        | 6        | 282        | 11.3       |
| <b>CLAUDE GIROUX</b> | <b>PHILADELPHIA</b> | <b>78</b> | <b>22</b> | <b>45</b> | <b>67</b> | <b>8</b> | <b>53</b> | <b>6</b> | <b>1</b> | <b>5</b> | <b>241</b> | <b>9.1</b> |
| KRIS LETANG          | PITTSBURGH          | 71        | 16        | 51        | 67        | 9        | 66        | 5        | 0        | 2        | 218        | 7.3        |
| NIKITA KUCHEROV      | TAMPA BAY           | 77        | 30        | 36        | 66        | 9        | 30        | 9        | 0        | 4        | 209        | 14.4       |
| JAROMIR JAGR         | FLORIDA             | 79        | 27        | 39        | 66        | 23       | 48        | 5        | 0        | 4        | 143        | 18.9       |
| TAYLOR HALL          | EDMONTON            | 82        | 26        | 39        | 65        | 4        | 54        | 4        | 0        | 6        | 286        | 9.1        |

## DEFENSEMEN SCORING LEADERS

| PLAYER                      | TEAM                | GP        | G         | A         | PTS       | +/-      | PIM       | PP       | SH       | GW       | S          | PCTG        |
|-----------------------------|---------------------|-----------|-----------|-----------|-----------|----------|-----------|----------|----------|----------|------------|-------------|
| ERIK KARLSSON               | OTTAWA              | 82        | 16        | 66        | 82        | 2-       | 50        | 1        | 0        | 3        | 248        | 6.5         |
| BRENT BURNS                 | SAN JOSE            | 82        | 27        | 48        | 75        | 5-       | 53        | 7        | 1        | 4        | 353        | 7.6         |
| KRIS LETANG                 | PITTSBURGH          | 71        | 16        | 51        | 67        | 9        | 66        | 5        | 0        | 2        | 218        | 7.3         |
| ROMAN JOSI                  | NASHVILLE           | 81        | 14        | 47        | 61        | 3-       | 43        | 6        | 1        | 3        | 198        | 7.1         |
| JOHN KLINGBERG              | DALLAS              | 76        | 10        | 48        | 58        | 22       | 30        | 2        | 0        | 4        | 171        | 5.8         |
| MARK GIORDANO               | CALGARY             | 82        | 21        | 35        | 56        | 5-       | 54        | 9        | 1        | 2        | 212        | 9.9         |
| OLIVER EKMAN-LARSS          | ARIZONA             | 75        | 21        | 34        | 55        | 6-       | 96        | 12       | 0        | 8        | 228        | 9.2         |
| DUSTIN BYFUGLIEN            | WINNIPEG            | 81        | 19        | 34        | 53        | 4        | 119       | 3        | 1        | 6        | 247        | 7.7         |
| SHEA WEBER                  | NASHVILLE           | 78        | 20        | 31        | 51        | 7-       | 27        | 14       | 0        | 1        | 189        | 10.6        |
| DREW DOUGHTY                | LOS ANGELES         | 82        | 14        | 37        | 51        | 24       | 52        | 9        | 1        | 3        | 197        | 7.1         |
| RYAN SUTER                  | MINNESOTA           | 82        | 8         | 43        | 51        | 10       | 30        | 3        | 1        | 2        | 188        | 4.3         |
| P.K. SUBBAN                 | MONTREAL            | 68        | 6         | 45        | 51        | 4        | 75        | 2        | 0        | 0        | 176        | 3.4         |
| BRENT SEABROOK              | CHICAGO             | 81        | 14        | 35        | 49        | 6        | 32        | 6        | 0        | 3        | 167        | 8.4         |
| TYSON BARRIE                | COLORADO            | 78        | 13        | 36        | 49        | 16-      | 31        | 3        | 1        | 5        | 172        | 7.6         |
| VICTOR HEDMAN               | TAMPA BAY           | 78        | 10        | 37        | 47        | 21       | 46        | 1        | 0        | 0        | 180        | 5.6         |
| KEITH YANDLE                | NY RANGERS          | 82        | 5         | 42        | 47        | 4-       | 40        | 2        | 0        | 1        | 160        | 3.1         |
| <b>*SHAYNE GOSTISBEHERE</b> | <b>PHILADELPHIA</b> | <b>64</b> | <b>17</b> | <b>29</b> | <b>46</b> | <b>8</b> | <b>24</b> | <b>8</b> | <b>0</b> | <b>5</b> | <b>152</b> | <b>11.2</b> |
| TJ BRODIE                   | CALGARY             | 70        | 6         | 39        | 45        | 4        | 18        | 2        | 0        | 1        | 79         | 7.6         |
| KEVIN SHATTENKIRK           | ST. LOUIS           | 72        | 14        | 30        | 44        | 14-      | 51        | 6        | 0        | 1        | 180        | 7.8         |
| ANDREI MARKOV               | MONTREAL            | 82        | 5         | 39        | 44        | 6-       | 38        | 4        | 0        | 0        | 117        | 4.3         |
| TOREY KRUG                  | BOSTON              | 81        | 4         | 40        | 44        | 9        | 33        | 1        | 0        | 1        | 244        | 1.6         |
| DOUGIE HAMILTON             | CALGARY             | 82        | 12        | 31        | 43        | 14-      | 46        | 5        | 0        | 3        | 190        | 6.3         |
| DUNCAN KEITH                | CHICAGO             | 67        | 9         | 34        | 43        | 13       | 26        | 4        | 0        | 4        | 130        | 6.9         |



# 2015-16 FINAL REGULAR SEASON STATISTICS

## 2015-16 NHL GOAL LEADERS

| NAME                  | TEAM                | GP        | G         |
|-----------------------|---------------------|-----------|-----------|
| ALEX OVECHKIN         | WASHINGTON          | 79        | 50        |
| PATRICK KANE          | CHICAGO             | 82        | 46        |
| JAMIE BENN            | DALLAS              | 82        | 41        |
| VLADIMIR TARASENKO    | ST. LOUIS           | 80        | 40        |
| JOE PAVELSKI          | SAN JOSE            | 82        | 38        |
| BRAD MARCHAND         | BOSTON              | 77        | 37        |
| STEVEN STAMKOS        | TAMPA BAY           | 77        | 36        |
| SIDNEY CROSBY         | PITTSBURGH          | 80        | 36        |
| COREY PERRY           | ANAHEIM             | 82        | 34        |
| TYLER SEGUIN          | DALLAS              | 72        | 33        |
| JASON SPEZZA          | DALLAS              | 75        | 33        |
| JOHN TAVARES          | NY ISLANDERS        | 78        | 33        |
| FILIP FORSBERG        | NASHVILLE           | 82        | 33        |
| PATRICE BERGERON      | BOSTON              | 80        | 32        |
| <b>WAYNE SIMMONDS</b> | <b>PHILADELPHIA</b> | <b>81</b> | <b>32</b> |
| BRANDON SAAD          | COLUMBUS            | 78        | 31        |
| JAMES NEAL            | NASHVILLE           | 82        | 31        |
| TYLER TOFFOLI         | LOS ANGELES         | 82        | 31        |

## 2015-16 NHL ASSISTS LEADERS

| NAME              | TEAM        | GP | A  |
|-------------------|-------------|----|----|
| ERIK KARLSSON     | OTTAWA      | 82 | 66 |
| JOE THORNTON      | SAN JOSE    | 82 | 63 |
| PATRICK KANE      | CHICAGO     | 82 | 60 |
| EVGENY KUZNETSOV  | WASHINGTON  | 82 | 57 |
| BLAKE WHEELER     | WINNIPEG    | 82 | 52 |
| KRIS LETANG       | PITTSBURGH  | 71 | 51 |
| NICKLAS BACKSTROM | WASHINGTON  | 75 | 50 |
| RYAN GETZLAF      | ANAHEIM     | 77 | 50 |
| SIDNEY CROSBY     | PITTSBURGH  | 80 | 49 |
| ANZE KOPITAR      | LOS ANGELES | 81 | 49 |
| JOHN KLINGBERG    | DALLAS      | 76 | 48 |
| JOHNNY GAUDREAU   | CALGARY     | 79 | 48 |
| BRENT BURNS       | SAN JOSE    | 82 | 48 |
| JAMIE BENN        | DALLAS      | 82 | 48 |
| *ARTEMI PANARIN   | CHICAGO     | 80 | 47 |
| ROMAN JOSI        | NASHVILLE   | 81 | 47 |
| DAVID KREJCI      | BOSTON      | 72 | 46 |
| RYAN JOHANSEN     | CBJ-NSH     | 80 | 46 |

## 2015-16 POWER PLAY GOALS

| NAME                  | TEAM                | GP        | PP        |
|-----------------------|---------------------|-----------|-----------|
| ALEX OVECHKIN         | WASHINGTON          | 79        | 19        |
| JAMIE BENN            | DALLAS              | 82        | 17        |
| PATRICK KANE          | CHICAGO             | 82        | 17        |
| STEVEN STAMKOS        | TAMPA BAY           | 77        | 14        |
| SHEA WEBER            | NASHVILLE           | 78        | 14        |
| <b>WAYNE SIMMONDS</b> | <b>PHILADELPHIA</b> | <b>81</b> | <b>13</b> |
| JAROME IGINLA         | COLORADO            | 82        | 13        |
| JUSTIN FAULK          | CAROLINA            | 64        | 12        |
| SHANE DOAN            | ARIZONA             | 72        | 12        |
| OLIVER EKMAN-LARSS    | ARIZONA             | 75        | 12        |
| PATRICE BERGERON      | BOSTON              | 80        | 12        |
| VLADIMIR TARASENKO    | ST. LOUIS           | 80        | 12        |
| COREY PERRY           | ANAHEIM             | 82        | 12        |
| JOE PAVELSKI          | SAN JOSE            | 82        | 12        |

## 2015-16 POWER PLAY ASSISTS

| NAME                 | TEAM                | GP        | PPA       |
|----------------------|---------------------|-----------|-----------|
| NICKLAS BACKSTROM    | WASHINGTON          | 75        | 27        |
| ERIK KARLSSON        | OTTAWA              | 82        | 25        |
| BRENT BURNS          | SAN JOSE            | 82        | 23        |
| P.K. SUBBAN          | MONTREAL            | 68        | 22        |
| KRIS LETANG          | PITTSBURGH          | 71        | 22        |
| <b>JAKUB VORACEK</b> | <b>PHILADELPHIA</b> | <b>73</b> | <b>22</b> |
| <b>CLAUDE GIROUX</b> | <b>PHILADELPHIA</b> | <b>78</b> | <b>21</b> |
| JOE THORNTON         | SAN JOSE            | 82        | 21        |
| KEVIN SHATTENKIRK    | ST. LOUIS           | 72        | 20        |
| JOHN KLINGBERG       | DALLAS              | 76        | 20        |
| HENRIK ZETTERBERG    | DETROIT             | 82        | 20        |
| KEITH YANDLE         | NY RANGERS          | 82        | 20        |
| PATRICK KANE         | CHICAGO             | 82        | 20        |

## 2015-16 POWER PLAY POINTS

| NAME                 | TEAM                | GP        | PPP       |
|----------------------|---------------------|-----------|-----------|
| PATRICK KANE         | CHICAGO             | 82        | 37        |
| NICKLAS BACKSTROM    | WASHINGTON          | 75        | 30        |
| BRENT BURNS          | SAN JOSE            | 82        | 30        |
| JAMIE BENN           | DALLAS              | 82        | 30        |
| JOE THORNTON         | SAN JOSE            | 82        | 29        |
| JOE PAVELSKI         | SAN JOSE            | 82        | 28        |
| EVGENI MALKIN        | PITTSBURGH          | 57        | 27        |
| KRIS LETANG          | PITTSBURGH          | 71        | 27        |
| OLIVER EKMAN-LARSS   | ARIZONA             | 75        | 27        |
| <b>CLAUDE GIROUX</b> | <b>PHILADELPHIA</b> | <b>78</b> | <b>27</b> |

## 2015-16 SHORTHANDED GOALS

| NAME               | TEAM       | GP | SH |
|--------------------|------------|----|----|
| JEAN-GABRIEL PAGEA | OTTAWA     | 82 | 7  |
| ZACK SMITH         | OTTAWA     | 81 | 5  |
| ERIC FEHR          | PITTSBURGH | 55 | 4  |
| BRAD MARCHAND      | BOSTON     | 77 | 4  |
| JONATHAN TOEWS     | CHICAGO    | 80 | 4  |
| PAUL BYRON         | MONTREAL   | 62 | 3  |
| MARIAN HOSSA       | CHICAGO    | 64 | 3  |
| DEREK STEPAN       | NY RANGERS | 72 | 3  |
| KYLE BRODZIAK      | ST. LOUIS  | 76 | 3  |
| ARTEM ANISIMOV     | CHICAGO    | 77 | 3  |
| MATT CULLEN        | PITTSBURGH | 82 | 3  |
| MIKAEL BACKLUND    | CALGARY    | 82 | 3  |
| CODY EAKIN         | DALLAS     | 82 | 3  |

## 2015-16 SHORTHANDED ASSISTS

| NAME               | TEAM       | GP | SHA |
|--------------------|------------|----|-----|
| JEFF PETRY         | MONTREAL   | 51 | 3   |
| SCOTTIE UPSHALL    | ST. LOUIS  | 70 | 3   |
| KRIS LETANG        | PITTSBURGH | 71 | 3   |
| DAVID KREJCI       | BOSTON     | 72 | 3   |
| CURTIS LAZAR       | OTTAWA     | 76 | 3   |
| JARED SPURGEON     | MINNESOTA  | 77 | 3   |
| JONATHAN TOEWS     | CHICAGO    | 80 | 3   |
| NIKLAS HJALMARSSON | CHICAGO    | 81 | 3   |
| MATT CULLEN        | PITTSBURGH | 82 | 3   |
| JAMIE BENN         | DALLAS     | 82 | 3   |

## 2015-16 SHORTHANDED POINTS

| NAME               | TEAM       | GP | SHP |
|--------------------|------------|----|-----|
| JEAN-GABRIEL PAGEA | OTTAWA     | 82 | 9   |
| JONATHAN TOEWS     | CHICAGO    | 80 | 7   |
| BRAD MARCHAND      | BOSTON     | 77 | 6   |
| ZACK SMITH         | OTTAWA     | 81 | 6   |
| MATT CULLEN        | PITTSBURGH | 82 | 6   |
| PAUL BYRON         | MONTREAL   | 62 | 5   |
| JAMIE BENN         | DALLAS     | 82 | 5   |



# 2015-16 FINAL REGULAR SEASON STATISTICS

## 2015-16 GAME WINNING GOALS

| NAME               | TEAM        | GP | GW |
|--------------------|-------------|----|----|
| JOE PAVELSKI       | SAN JOSE    | 82 | 11 |
| SIDNEY CROSBY      | PITTSBURGH  | 80 | 9  |
| PATRICK KANE       | CHICAGO     | 82 | 9  |
| ALEKSANDER BARKOV  | FLORIDA     | 66 | 8  |
| OLIVER EKMAN-LARSS | ARIZONA     | 75 | 8  |
| STEVEN STAMKOS     | TAMPA BAY   | 77 | 8  |
| ALEX OVECHKIN      | WASHINGTON  | 79 | 8  |
| JONATHAN TOEWS     | CHICAGO     | 80 | 8  |
| ADAM HENRIQUE      | NEW JERSEY  | 80 | 8  |
| ANZE KOPITAR       | LOS ANGELES | 81 | 8  |

## 2015-16 SHOTS LEADERS

| NAME               | TEAM       | GP | S   |
|--------------------|------------|----|-----|
| ALEX OVECHKIN      | WASHINGTON | 79 | 398 |
| BRENT BURNS        | SAN JOSE   | 82 | 353 |
| MAX PACIORETTY     | MONTREAL   | 82 | 303 |
| VLADIMIR TARASENKO | ST. LOUIS  | 80 | 292 |
| PATRICK KANE       | CHICAGO    | 82 | 287 |

## 2015-16 SHOOTING PERCENTAGE (MIN 82 SHOTS)

| NAME             | TEAM       | GP | G  | S   | %    |
|------------------|------------|----|----|-----|------|
| ZACK SMITH       | OTTAWA     | 81 | 25 | 121 | 20.7 |
| ADAM HENRIQUE    | NEW JERSEY | 80 | 30 | 149 | 20.1 |
| *ANTHONY DUCLAIR | ARIZONA    | 81 | 20 | 105 | 19.0 |
| JOE COLBORNE     | CALGARY    | 73 | 19 | 100 | 19.0 |
| JAROMIR JAGR     | FLORIDA    | 79 | 27 | 143 | 18.9 |

## 2015-16 PLUS/MINUS LEADERS

| NAME            | TEAM        | GP | +/- |
|-----------------|-------------|----|-----|
| TYLER TOFFOLI   | LOS ANGELES | 82 | 35  |
| ANZE KOPITAR    | LOS ANGELES | 81 | 34  |
| BRIAN CAMPBELL  | FLORIDA     | 82 | 31  |
| CHRIS KUNITZ    | PITTSBURGH  | 80 | 29  |
| *COLTON PARAYKO | ST. LOUIS   | 79 | 28  |

## GOALS AGAINST AVERAGE

| GOALTENDER     | TEAM       | GPI | MINS | GA  | AVG  |
|----------------|------------|-----|------|-----|------|
| BEN BISHOP     | TAMPA BAY  | 61  | 3585 | 123 | 2.06 |
| *JOHN GIBSON   | ANAHEIM    | 40  | 2295 | 79  | 2.07 |
| BRIAN ELLIOTT  | ST. LOUIS  | 42  | 2263 | 78  | 2.07 |
| CORY SCHNEIDER | NEW JERSEY | 58  | 3412 | 122 | 2.15 |
| AL MONTOYA     | FLORIDA    | 25  | 1351 | 49  | 2.18 |

## WINS

| GOALTENDER        | TEAM        | GPI | MINS | W  | L  | OT |
|-------------------|-------------|-----|------|----|----|----|
| BRADEN HOLTBY     | WASHINGTON  | 66  | 3841 | 48 | 9  | 7  |
| JONATHAN QUICK    | LOS ANGELES | 68  | 4034 | 40 | 23 | 5  |
| MARTIN JONES      | SAN JOSE    | 65  | 3786 | 37 | 23 | 4  |
| COREY CRAWFORD    | CHICAGO     | 58  | 3323 | 35 | 18 | 5  |
| MARC-ANDRE FLEURY | PITTSBURGH  | 58  | 3463 | 35 | 17 | 6  |
| BEN BISHOP        | TAMPA BAY   | 61  | 3585 | 35 | 21 | 4  |
| ROBERTO LUONGO    | FLORIDA     | 62  | 3602 | 35 | 19 | 6  |
| HENRIK LUNDQVIST  | NY RANGERS  | 65  | 3772 | 35 | 21 | 7  |

## SAVE PERCENTAGE

| GOALTENDER      | TEAM         | GPI | MINS | GA  | SA   | SPCTG | W  | L  | OT |
|-----------------|--------------|-----|------|-----|------|-------|----|----|----|
| BRIAN ELLIOTT   | ST. LOUIS    | 42  | 2263 | 78  | 1113 | .930  | 23 | 8  | 6  |
| BEN BISHOP      | TAMPA BAY    | 61  | 3585 | 123 | 1672 | .926  | 35 | 21 | 4  |
| THOMAS GREISS   | NY ISLANDERS | 41  | 2287 | 90  | 1197 | .925  | 23 | 11 | 4  |
| CORY SCHNEIDER  | NEW JERSEY   | 58  | 3412 | 122 | 1597 | .924  | 27 | 25 | 6  |
| COREY CRAWFORD  | CHICAGO      | 58  | 3323 | 131 | 1718 | .924  | 35 | 18 | 5  |
| MICHAL NEUVIRTH | PHILADELPHIA | 32  | 1825 | 69  | 908  | .924  | 18 | 8  | 4  |

## SHUTOUTS

| GOALTENDER        | TEAM        | GPI | MINS | SO | W  | L  | OT |
|-------------------|-------------|-----|------|----|----|----|----|
| COREY CRAWFORD    | CHICAGO     | 58  | 3323 | 7  | 35 | 18 | 5  |
| JAKE ALLEN        | ST. LOUIS   | 47  | 2583 | 6  | 26 | 15 | 3  |
| BEN BISHOP        | TAMPA BAY   | 61  | 3585 | 6  | 35 | 21 | 4  |
| MARTIN JONES      | SAN JOSE    | 65  | 3786 | 6  | 37 | 23 | 4  |
| MARC-ANDRE FLEURY | PITTSBURGH  | 58  | 3463 | 5  | 35 | 17 | 6  |
| DEVAN DUBNYK      | MINNESOTA   | 67  | 3861 | 5  | 32 | 26 | 6  |
| JONATHAN QUICK    | LOS ANGELES | 68  | 4034 | 5  | 40 | 23 | 5  |



# 2016 STANLEY CUP PLAYOFF RESULTS



## EASTERN CONFERENCE QUARTERFINALS

|           |   |           |   |
|-----------|---|-----------|---|
| ISLANDERS | 4 | PANTHERS  | 2 |
| LIGHTNING | 4 | RED WINGS | 1 |
| CAPITALS  | 4 | FLYERS    | 2 |
| PENGUINS  | 4 | RANGERS   | 1 |

## WESTERN CONFERENCE QUARTERFINALS

|           |   |            |   |
|-----------|---|------------|---|
| STARS     | 4 | WILD       | 2 |
| BLUES     | 4 | BLACKHAWKS | 3 |
| PREDATORS | 4 | DUCKS      | 3 |
| SHARKS    | 4 | KINGS      | 1 |

## EASTERN CONFERENCE SEMIFINALS

|           |   |           |   |
|-----------|---|-----------|---|
| LIGHTNING | 4 | ISLANDERS | 1 |
| PENGUINS  | 4 | CAPITALS  | 2 |

## WESTERN CONFERENCE SEMIFINALS

|        |   |           |   |
|--------|---|-----------|---|
| SHARKS | 4 | PREDATORS | 2 |
| BLUES  | 4 | STARS     | 3 |

## EASTERN CONFERENCE FINAL

|          |   |           |   |
|----------|---|-----------|---|
| PENGUINS | 4 | LIGHTNING | 3 |
|----------|---|-----------|---|

## WESTERN CONFERENCE FINAL

|        |   |       |   |
|--------|---|-------|---|
| SHARKS | 4 | BLUES | 2 |
|--------|---|-------|---|

## STANLEY CUP FINAL

|          |   |        |   |
|----------|---|--------|---|
| PENGUINS | 4 | SHARKS | 2 |
|----------|---|--------|---|





## 2015-16 NHL AWARD WINNERS

### HART MEMORIAL TROPHY

(Most valuable player-regular season)  
Patrick Kane, Chicago Blackhawks

### JAMES NORRIS MEMORIAL TROPHY

(Best defenseman)  
Drew Doughty, Los Angeles Kings

### VEZINA TROPHY

(Best goaltender)  
Braden Holtby, Washington Capitals

### FRANK J. SELKE TROPHY

(Best defensive forward)  
Anze Kopitar, Los Angeles Kings

### CALDER MEMORIAL TROPHY

(Rookie of the year)  
Artemi Panarin, Chicago Blackhawks

### JACK ADAMS AWARD

(Coach of the year)  
Barry Trotz, Washington Capitals

### ART ROSS TROPHY

(Regular season scoring title)  
Patrick Kane, Chicago Blackhawks

### MAURICE "ROCKET" RICHARD TROPHY

(Leading goal scorer-regular season)  
Alexander Ovechkin, Washington Capitals

### WILLIAM M. JENNINGS TROPHY

(Lowest goals-against average- team)  
John Gibson, Anaheim Ducks

### BILL MASTERTON MEMORIAL TROPHY

(Perseverance, sportsmanship and dedication to hockey)  
Jaromir Jagr, Florida Panthers

### KING CLANCY MEMORIAL TROPHY

(Leadership qualities on and off the ice, humanitarian)  
Henrik Sedin, Vancouver Canucks

### LADY BYNG MEMORIAL TROPHY

(Best sportsmanship and gentlemanly conduct)  
Anze Kopitar, Los Angeles Kings

### TED LINDSAY AWARD

(Most outstanding player as voted by fellow NHLPA members)  
Patrick Kane, Chicago Blackhawks

### CONN SMYTHE TROPHY

(Most valuable player- playoffs)  
Sidney Crosby, Pittsburgh Penguins

### 2015-16 NHL FIRST ALL-STAR TEAM

| Pos. | Player        | Team                |
|------|---------------|---------------------|
| G    | Braden Holtby | Washington Capitals |
| D    | Drew Doughty  | Los Angeles Kings   |
| D    | Erik Karlsson | Ottawa Senators     |
| C    | Sidney Crosby | Pittsburgh Penguins |
| RW   | Patrick Kane  | Chicago Blackhawks  |
| LW   | Jamie Benn    | Dallas Stars        |

### 2015-16 NHL SECOND ALL-STAR TEAM

| Pos. | Player             | Team                |
|------|--------------------|---------------------|
| G    | Ben Bishop         | Tampa bay Lightning |
| D    | Brent Burns        | San Jose Sharks     |
| D    | Kris Letang        | Pittsburgh Penguins |
| C    | Joe Thornton       | San Jose Sharks     |
| RW   | Vladimir Tarasenko | St. Louis Blues     |
| LW   | Alex Ovechkin      | Washington Capitals |

### 2015-16 NHL ALL-ROOKIE TEAM

| Pos. | Player              | Team                |
|------|---------------------|---------------------|
| G    | John Gibson         | Anaheim Ducks       |
| D    | Shayne Gostisbehere | Philadelphia Flyers |
| D    | Colton Parayko      | St. Louis Blues     |
| F    | Jack Eichel         | Buffalo Sabres      |
| F    | Connor McDavid      | Edmonton Oilers     |
| F    | Artemi Panarin      | Chicago Blackhawks  |



# 2015-16 FLYERS FINAL REGULAR SEASON SCORING

| #  | POS | PLAYER                   | GP | G  | A  | P  | +/- | PIM | PP | SH | GW | S   | S%    |
|----|-----|--------------------------|----|----|----|----|-----|-----|----|----|----|-----|-------|
| 28 | C   | CLAUDE GIROUX            | 78 | 22 | 45 | 67 | -8  | 53  | 6  | 1  | 5  | 241 | 9.10  |
| 17 | R   | WAYNE SIMMONDS           | 81 | 32 | 28 | 60 | -7  | 147 | 13 | 0  | 5  | 229 | 14.00 |
| 10 | C   | BRAYDEN SCHENN           | 80 | 26 | 33 | 59 | 3   | 33  | 11 | 0  | 5  | 178 | 14.60 |
| 93 | R   | JAKUB VORACEK            | 73 | 11 | 44 | 55 | -5  | 38  | 1  | 0  | 2  | 213 | 5.20  |
| 53 | D   | SHAYNE GOSTISBEHERE      | 64 | 17 | 29 | 46 | 8   | 24  | 8  | 0  | 5  | 152 | 11.20 |
| 14 | C   | SEAN COUTURIER           | 63 | 11 | 28 | 39 | 8   | 30  | 2  | 0  | 1  | 119 | 9.20  |
| 12 | L   | MICHAEL RAFFL            | 82 | 13 | 18 | 31 | 9   | 30  | 1  | 0  | 4  | 132 | 9.80  |
| 24 | R   | MATT READ                | 79 | 11 | 15 | 26 | -5  | 27  | 2  | 0  | 2  | 127 | 8.70  |
| 32 | D   | MARK STREIT              | 62 | 6  | 17 | 23 | -1  | 18  | 2  | 0  | 1  | 110 | 5.50  |
| 21 | C   | SCOTT LAUGHTON           | 71 | 7  | 14 | 21 | -2  | 34  | 0  | 0  | 0  | 85  | 8.20  |
| 25 | C   | RYAN WHITE               | 73 | 11 | 5  | 16 | -9  | 101 | 3  | 0  | 0  | 88  | 12.50 |
| 89 | C   | SAM GAGNER               | 53 | 8  | 8  | 16 | 4   | 25  | 2  | 0  | 2  | 86  | 9.30  |
| 76 | C   | CHRIS VANDEVELDE         | 79 | 2  | 12 | 14 | -7  | 27  | 0  | 1  | 0  | 77  | 2.60  |
| 3  | D   | RADKO GUDAS              | 76 | 5  | 9  | 14 | -3  | 116 | 0  | 0  | 1  | 150 | 3.30  |
| 78 | L   | PIERRE-EDOUARD BELLEMARE | 74 | 7  | 7  | 14 | -8  | 27  | 0  | 1  | 1  | 102 | 6.90  |
| 15 | D   | MICHAEL DEL ZOTTO        | 52 | 4  | 9  | 13 | -8  | 16  | 0  | 0  | 1  | 98  | 4.10  |
| 82 | D   | EVGENY MEDVEDEV          | 45 | 4  | 8  | 12 | 5   | 34  | 1  | 0  | 1  | 71  | 5.60  |
| 20 | C   | R.J. UMBERGER            | 39 | 2  | 9  | 11 | 1   | 15  | 1  | 0  | 0  | 48  | 4.20  |
| 25 | C   | NICK COUSINS             | 36 | 6  | 5  | 11 | 5   | 4   | 0  | 0  | 1  | 41  | 14.60 |
| 55 | D   | NICK SCHULTZ             | 81 | 1  | 9  | 10 | -1  | 42  | 0  | 0  | 0  | 70  | 1.40  |
| 47 | D   | ANDREW MACDONALD         | 28 | 1  | 7  | 8  | 10  | 6   | 0  | 0  | 0  | 20  | 5.00  |
| 23 | D   | BRANDON MANNING          | 56 | 1  | 6  | 7  | 2   | 66  | 0  | 0  | 1  | 67  | 1.50  |
| 22 | D   | LUKE SCHENN              | 29 | 2  | 3  | 5  | -7  | 30  | 0  | 0  | 0  | 19  | 10.50 |
| 40 | C   | VINCENT LECAVALIER       | 7  | 0  | 1  | 1  | -1  | 2   | 0  | 0  | 0  | 7   | 0.00  |
| 36 | R   | COLIN MCDONALD           | 5  | 1  | 0  | 1  | 0   | 7   | 0  | 0  | 0  | 4   | 25.00 |
| 19 | C   | JORDAN WEAL              | 4  | 0  | 0  | 0  | 1   | 0   | 0  | 0  | 0  | 3   | 0.00  |
| 58 | L   | TAYLOR LEIER             | 6  | 0  | 0  | 0  | 0   | 0   | 0  | 0  | 0  | 3   | 0.00  |

| #  | GOALTENDER      | GP | GS | MIN  | GAA  | W  | L  | OT | SO | SA   | GA  | SV%  | G | A | PIM |
|----|-----------------|----|----|------|------|----|----|----|----|------|-----|------|---|---|-----|
| 35 | STEVE MASON     | 54 | 53 | 3150 | 2.51 | 23 | 19 | 10 | 4  | 1602 | 132 | .918 | 0 | 0 | 2   |
| 30 | MICHAL NEUVIRTH | 32 | 29 | 1825 | 2.27 | 18 | 8  | 4  | 3  | 908  | 69  | .924 | 0 | 1 | 2   |



# 2015-16 PHILADELPHIA FLYERS GAME-BY-GAME RESULTS: OVERALL

| NO. | DATE     | H/R | OPP | RESULT | O/S | GF | GA | PTS | RECORD   | PHL SCORERS         | W GOALIE     | W. GOAL         | ATT    |
|-----|----------|-----|-----|--------|-----|----|----|-----|----------|---------------------|--------------|-----------------|--------|
| 1   | 10/8/15  | R   | TBL | O      | OT  | 2  | 3  | 1   | 0-0-1    | 24,10p              | B. Bishop    | J. Garrison     | 19,092 |
| 2   | 10/10/15 | R   | FLA | L      |     | 1  | 7  | 1   | 0-1-1    | 32p                 | R. Luongo    | N. Bjugstad     | 19,434 |
| 3   | 10/12/15 | H   | FLA | W      |     | 1  | 0  | 3   | 1-1-1    | 10                  | M. Neuvirth  | B. Schenn       | 19,769 |
| 4   | 10/14/15 | H   | CHI | W      |     | 3  | 0  | 5   | 2-1-1    | 89p,28,24           | M. Neuvirth  | S. Gagner       | 19,779 |
| 5   | 10/20/15 | H   | DAL | L      |     | 1  | 2  | 5   | 2-2-1    | 14                  | A. Niemi     | J. Benn         | 19,077 |
| 6   | 10/21/15 | R   | BOS | W      | OT  | 5  | 4  | 7   | 3-2-1    | 78,89,28,17,28p     | S. Mason     | C. Giroux       | 17,565 |
| 7   | 10/24/15 | H   | NYR | W      | SO  | 2  | 2  | 9   | 4-2-1    | 32,21               | S. Mason     | C. Giroux       | 19,805 |
| 8   | 10/27/15 | H   | BUF | O      | OT  | 3  | 4  | 10  | 4-2-2    | 76,10,10            | C. Johnson   | Z. Girgensohn   | 19,432 |
| 9   | 10/29/15 | H   | NJD | L      |     | 1  | 4  | 10  | 4-3-2    | 22                  | C. Schneider | K. Palmieri     | 19,241 |
| 10  | 10/30/15 | R   | BUF | L      |     | 1  | 3  | 10  | 4-4-2    | 32                  | L. Ullmark   | R. O'Reilly     | 18,023 |
| 11  | 11/2/15  | R   | VAN | L      |     | 1  | 4  | 10  | 4-5-2    | 28                  | R. Miller    | B. Horvat       | 18,264 |
| 12  | 11/3/15  | R   | EDM | L      |     | 2  | 4  | 10  | 4-6-2    | 21,25               | A. Nilsson   | T. Hall         | 16,839 |
| 13  | 11/5/15  | R   | CGY | O      | OT  | 1  | 2  | 11  | 4-6-3    | 12                  | K. Ramo      | M. Backlund     | 19,289 |
| 14  | 11/7/15  | R   | WPG | W      |     | 3  | 0  | 13  | 5-6-3    | 10p,17p,24          | M. Neuvirth  | B. Schenn       | 15,294 |
| 15  | 11/10/15 | H   | COL | L      |     | 0  | 4  | 13  | 5-7-3    |                     | R. Berra     | J. Iginia       | 18,587 |
| 16  | 11/12/15 | H   | WSH | L      |     | 2  | 5  | 13  | 5-8-3    | 21,28p              | B. Holby     | J. Williams     | 19,414 |
| 17  | 11/14/15 | R   | CAR | W      | OT  | 3  | 2  | 15  | 6-8-3    | 22,17,93            | S. Mason     | A. Voracek      | 13,758 |
| 18  | 11/17/15 | H   | LAK | O      | SO  | 2  | 2  | 16  | 6-8-4    | 53p,28              | J. Quick     | J. Kopitar      | 18,846 |
| 19  | 11/19/15 | H   | SJS | O      | OT  | 0  | 1  | 17  | 6-8-5    |                     | M. Jones     | M. Karlsson     | 18,229 |
| 20  | 11/21/15 | R   | OTT | L      |     | 0  | 4  | 17  | 6-9-5    |                     | C. Anderson  | M. Zibanejad    | 18,578 |
| 21  | 11/23/15 | H   | CAR | W      | OT  | 3  | 2  | 19  | 7-9-5    | 10p,28s,53p         | M. Neuvirth  | S. Gostisbehere | 18,636 |
| 22  | 11/25/15 | R   | NYI | L      |     | 1  | 3  | 19  | 7-10-5   | 28p                 | J. Halak     | K. Okposo       | 13,027 |
| 23  | 11/27/15 | H   | NSH | W      | OT  | 3  | 2  | 21  | 8-10-5   | 15,36,53p           | M. Neuvirth  | S. Gostisbehere | 19,818 |
| 24  | 11/28/15 | R   | NYR | W      |     | 3  | 0  | 23  | 9-10-5   | 17,14,17            | S. Mason     | W. Simmonds     | 18,006 |
| 25  | 12/1/15  | R   | OTT | W      |     | 4  | 2  | 25  | 10-10-5  | 53,82,17,14         | S. Mason     | W. Simmonds     | 17,010 |
| 26  | 12/4/15  | R   | NJD | W      |     | 4  | 3  | 27  | 11-10-5  | 17p,28p,78,24       | M. Neuvirth  | M. Read         | 14,825 |
| 27  | 12/5/15  | H   | CBJ | L      |     | 1  | 4  | 27  | 11-11-5  | 12                  | S. Bobrovsky | J. Johnson      | 18,202 |
| 28  | 12/8/15  | H   | NYI | O      | SO  | 3  | 3  | 28  | 11-11-6  | 78s,25,28           | J. Halak     | K. Okposo       | 18,108 |
| 29  | 12/10/15 | R   | STL | W      |     | 4  | 2  | 30  | 12-11-6  | 12,24,28,25         | M. Neuvirth  | C. Giroux       | 14,428 |
| 30  | 12/11/15 | R   | DAL | L      |     | 1  | 3  | 30  | 12-12-6  | 53p                 | A. Niemi     | A. Rousell      | 18,532 |
| 31  | 12/15/15 | H   | CAR | W      | OT  | 4  | 3  | 32  | 13-12-6  | 93,10,14,53         | M. Neuvirth  | S. Gostisbehere | 18,205 |
| 32  | 12/17/15 | H   | VAN | W      |     | 2  | 0  | 34  | 14-12-6  | 12,14               | S. Mason     | M. Raffl        | 17,943 |
| 33  | 12/19/15 | R   | CBJ | O      | SO  | 2  | 2  | 35  | 14-12-7  | 21,93               | J. Korpihalo | B. Dubinsky     | 14,030 |
| 34  | 12/21/15 | H   | STL | W      |     | 4  | 3  | 37  | 15-12-7  | 76s,17,17p,82       | S. Mason     | E. Medvedev     | 19,676 |
| 35  | 12/27/15 | R   | ANA | L      |     | 2  | 4  | 37  | 15-13-7  | 93,12,28            | J. Gibson    | C. Perry        | 17,322 |
| 36  | 12/30/15 | R   | SJS | L      |     | 2  | 4  | 37  | 15-14-7  | 28,14               | M. Jones     | J. Pavelski     | 17,562 |
| 37  | 1/2/16   | R   | LAK | L      |     | 1  | 2  | 37  | 15-15-7  | 10p                 | J. Quick     | D. Doughty      | 18,230 |
| 38  | 1/5/16   | H   | MTL | W      |     | 4  | 3  | 39  | 16-15-7  | 10,53,17p,14        | M. Neuvirth  | S. Couturier    | 19,163 |
| 39  | 1/7/16   | R   | MIN | W      | OT  | 4  | 3  | 41  | 17-15-7  | 14,15,25,15         | S. Mason     | M. Del Zotto    | 19,125 |
| 40  | 1/9/16   | H   | NYI | W      |     | 4  | 0  | 43  | 18-15-7  | 12,82,24,14         | S. Mason     | M. Raffl        | 19,874 |
| 41  | 1/13/16  | H   | BOS | W      |     | 3  | 2  | 45  | 19-15-7  | 19-15-7             | S. Mason     | M. Streit       | 19,704 |
| 42  | 1/16/16  | H   | NYR | O      | SO  | 2  | 2  | 46  | 19-15-8  | 10,17p              | H. Lundqvist | M. Zuccarello   | 19,843 |
| 43  | 1/17/16  | R   | DET | W      |     | 1  | 1  | 48  | 20-15-8  | 28                  | M. Neuvirth  | V. Voracek      | 20,027 |
| 44  | 1/19/16  | H   | TOR | L      |     | 2  | 3  | 48  | 20-16-8  | 24p,53              | J. Reimer    | M. Hunwick      | 19,319 |
| 45  | 1/21/16  | R   | PIT | L      |     | 3  | 4  | 48  | 20-17-8  | 10p,93p,28p         | M. Fleury    | P. Kessel       | 18,652 |
| 46  | 1/25/16  | H   | BOS | L      |     | 2  | 3  | 48  | 20-18-8  | 17p,17              | T. Rask      | B. Connolly     | 19,738 |
| 47  | 1/27/16  | R   | WSH | W      | OT  | 4  | 3  | 50  | 21-18-8  | 10p,25,93,93        | M. Neuvirth  | J. Staal        | 18,506 |
| 48  | 2/2/16   | H   | MTL | W      |     | 4  | 2  | 52  | 22-18-8  | 17p,10p,17,24       | S. Mason     | W. Simmonds     | 19,031 |
| 49  | 2/4/16   | R   | NSH | W      |     | 6  | 3  | 54  | 23-18-8  | 24,10,17,28,17p,28  | S. Mason     | C. Giroux       | 17,113 |
| 50  | 2/6/16   | H   | NYR | O      | SO  | 2  | 3  | 55  | 23-18-9  | 53p,25              | H. Lundqvist | M. Zuccarello   | 19,819 |
| 51  | 2/7/16   | R   | WSH | L      |     | 2  | 3  | 55  | 23-19-9  | 15,55               | B. Holby     | M. Niskanen     | 18,506 |
| 52  | 2/9/16   | H   | ANA | L      |     | 1  | 4  | 55  | 23-20-9  | 17p                 | F. Andersen  | R. Rakell       | 18,717 |
| 53  | 2/11/16  | H   | BUF | W      |     | 5  | 1  | 57  | 24-20-9  | 20,10,17,12,52      | S. Mason     | B. Schenn       | 19,019 |
| 54  | 2/13/16  | H   | NJD | O      | OT  | 1  | 2  | 58  | 24-20-10 | 53p                 | C. Schneider | A. Henriques    | 19,775 |
| 55  | 2/14/16  | R   | NYR | L      |     | 1  | 3  | 58  | 24-21-10 | 10p                 | H. Lundqvist | D. Stepan       | 18,006 |
| 56  | 2/16/16  | R   | NJD | W      |     | 6  | 2  | 60  | 25-21-10 | 53,10p,17p,52,93,25 | M. Neuvirth  | N. Cousins      | 15,482 |
| 57  | 2/19/16  | R   | MTL | O      | SO  | 2  | 2  | 61  | 25-21-11 | 52,12               | M. Condon    | P. Byron        | 21,288 |
| 58  | 2/20/16  | R   | TOR | W      | OT  | 5  | 4  | 63  | 26-21-11 | 89,93,10,24,53      | M. Neuvirth  | S. Gostisbehere | 19,060 |
| 59  | 2/23/16  | R   | CAR | L      |     | 1  | 3  | 63  | 26-22-11 | 21                  | C. Ward      | J. Staal        | 10,896 |
| 60  | 2/25/16  | H   | MIN | W      |     | 3  | 2  | 65  | 27-22-11 | 89,32p,78           | M. Neuvirth  | P. Bellemare    | 18,631 |
| 61  | 2/27/16  | H   | ARI | W      |     | 4  | 2  | 67  | 28-22-11 | 21,28p,89,78        | M. Neuvirth  | S. Gagner       | 19,773 |
| 62  | 2/29/16  | H   | CGY | W      |     | 5  | 3  | 69  | 29-22-11 | 10,17p,10,10p,17    | M. Neuvirth  | B. Schenn       | 19,065 |
| 63  | 3/3/16   | H   | EDM | L      |     | 0  | 4  | 69  | 29-23-11 |                     | C. Talbot    | N. Yakupov      | 18,636 |
| 64  | 3/5/16   | H   | CBJ | W      |     | 6  | 0  | 71  | 30-23-11 | 12,3,89,28,52,3     | S. Mason     | M. Raffl        | 19,645 |
| 65  | 3/7/16   | H   | TBL | W      |     | 4  | 2  | 73  | 31-23-11 | 53,53p,10,17        | S. Mason     | B. Schenn       | 17,906 |
| 66  | 3/11/16  | R   | TBL | W      |     | 3  | 1  | 75  | 32-23-11 | 89p,24p,10          | S. Mason     | M. Read         | 19,092 |
| 67  | 3/12/16  | R   | FLA | O      | SO  | 4  | 4  | 76  | 32-23-12 | 52,25p,12,53        | R. Luongo    | N. Bjugstad     | 19,404 |
| 68  | 3/15/16  | H   | DET | W      |     | 4  | 2  | 78  | 33-23-12 | 12,12,17,53         | S. Mason     | S. Gostisbehere | 19,806 |
| 69  | 3/16/16  | R   | CHI | W      |     | 3  | 2  | 80  | 34-23-12 | 25p,10,3            | M. Neuvirth  | R. Gudus        | 22,113 |
| 70  | 3/19/16  | H   | PIT | L      |     | 1  | 4  | 80  | 34-24-12 | 3                   | M. Fleury    | C. Hagelin      | 19,967 |
| 71  | 3/21/16  | R   | NYI | W      |     | 1  | 1  | 82  | 35-24-12 | 52,23,89,28         | S. Mason     | B. Manning      | 14,329 |
| 72  | 3/22/16  | R   | CBJ | L      | SO  | 2  | 2  | 83  | 35-24-13 | 28,25               | S. Bobrovsky | B. Jenner       | 16,230 |
| 73  | 3/24/16  | R   | COL | W      |     | 4  | 2  | 85  | 36-34-13 | 78,3,28             | S. Mason     | C. Giroux       | 18,087 |
| 74  | 3/26/16  | R   | ARI | L      |     | 1  | 2  | 85  | 36-35-13 | 14p                 | M. Smith     | S. Gagner       | 16,002 |
| 75  | 3/28/16  | H   | WPG | W      | OT  | 3  | 2  | 87  | 37-25-13 | 32,17,28            | S. Mason     | C. Giroux       | 19,100 |
| 76  | 3/30/16  | H   | WSH | W      | SO  | 1  | 1  | 89  | 38-25-13 | 10,52               | S. Mason     | N. Cousins      | 19,850 |
| 77  | 4/2/16   | H   | OTT | W      |     | 3  | 2  | 91  | 39-25-13 | 17,14,17            | S. Mason     | W. Simmonds     | 19,578 |
| 78  | 4/3/16   | R   | PIT | L      |     | 2  | 6  | 91  | 39-26-13 | 17,93               | M. Murray    | P. Hornqvist    | 18,673 |
| 79  | 4/6/16   | R   | DET | L      |     | 0  | 3  | 91  | 39-27-13 |                     | P. Mrazek    | D. Helm         | 10,027 |
| 80  | 4/7/16   | H   | TOR | L      | OT  | 3  | 4  | 92  | 39-27-14 | 10,47,17            | J. Bernier   | J. Gardiner     | 19,674 |
| 81  | 4/9/16   | H   | PIT | W      |     | 3  | 1  | 94  | 40-27-14 | 17,17,18            | S. Mason     | W. Simmonds     | 19,919 |
| 82  | 4/10/16  | R   | NYI | W      |     | 5  | 2  | 96  | 41-27-14 | 53,82,12,21,20      | M. Neuvirth  | M. Raffl        | 14,244 |



# 2015-16 PHILADELPHIA FLYERS

## GAME-BY-GAME RESULTS: HOME

| GM # | HOME # | DATE       | OPP | RESULT | O/S | GF | GA | PTS | RECORD   | FLYERS GOALSCORERS | W GOALIE     | W. GOAL         | ATT    |
|------|--------|------------|-----|--------|-----|----|----|-----|----------|--------------------|--------------|-----------------|--------|
| 3    | 1      | 10/12/2015 | FLA | W      |     | 1  | 0  | 3   | 1-1-1    | 10                 | M. Neuvirth  | B. Schenn       | 19,769 |
| 4    | 2      | 10/14/2015 | CHI | W      |     | 3  | 0  | 5   | 2-1-1    | 89p,28,24          | M. Neuvirth  | S. Gagner       | 19,779 |
| 5    | 3      | 10/20/2015 | DAL | L      |     | 1  | 2  | 5   | 2-2-1    | 14                 | A. Niemi     | J. Benn         | 19,077 |
| 7    | 4      | 10/24/2015 | NYR | W      | SO  | 2  | 2  | 9   | 4-2-1    | 32,21              | S. Mason     | C. Giroux       | 19,805 |
| 8    | 5      | 10/27/2015 | BUF | O      | OT  | 3  | 4  | 10  | 4-2-2    | 76,10,10           | C. Johnson   | Z. Girgensons   | 19,432 |
| 9    | 6      | 10/29/2015 | NJD | L      |     | 1  | 4  | 10  | 4-3-2    | 22                 | C. Schneider | K. Palmieri     | 19,241 |
| 15   | 7      | 11/10/2015 | COL | L      |     | 0  | 4  | 13  | 5-7-3    |                    | R. Berra     | J. Iginla       | 18,587 |
| 16   | 8      | 11/12/2015 | WSH | L      |     | 2  | 5  | 13  | 5-8-3    | 21,28p             | B. Holtby    | J. Williams     | 19,414 |
| 18   | 9      | 11/17/2015 | LAK | O      | SO  | 2  | 2  | 16  | 6-8-4    | 53p,28             | J. Quick     | A. Kopitar      | 18,846 |
| 19   | 10     | 11/19/2015 | SJS | O      | OT  | 0  | 1  | 17  | 6-8-5    |                    | M. Jones     | M. Karlsson     | 18,229 |
| 21   | 11     | 11/23/2015 | CAR | W      | OT  | 3  | 2  | 19  | 7-9-5    | 10p,28s,53p        | M. Neuvirth  | S. Gostisbehere | 18,636 |
| 23   | 12     | 11/27/2015 | NSH | W      | OT  | 3  | 2  | 21  | 8-10-5   | 15,36,53p          | M. Neuvirth  | S. Gostisbehere | 19,818 |
| 27   | 13     | 12/5/2015  | CBJ | L      |     | 1  | 4  | 27  | 11-11-5  | 12                 | S. Bobrovsky | J. Johnson      | 18,202 |
| 28   | 14     | 12/8/2015  | NYI | O      | SO  | 3  | 3  | 28  | 11-11-6  | 78s,25,28          | J. Halak     | K. Okposo       | 18,108 |
| 31   | 15     | 12/15/2015 | CAR | W      | OT  | 4  | 3  | 32  | 13-12-6  | 93,10,14,53        | M. Neuvirth  | S. Gostisbehere | 18,205 |
| 32   | 16     | 12/17/2015 | VAN | W      |     | 2  | 0  | 34  | 14-12-6  | 12,14              | S. Mason     | M. Raffl        | 17,943 |
| 34   | 17     | 12/21/2015 | STL | W      |     | 4  | 3  | 37  | 15-12-7  | 76s,17,17p,82      | S. Mason     | E. Medvedev     | 19,676 |
| 38   | 18     | 1/5/2016   | MTL | W      |     | 4  | 3  | 39  | 16-15-7  | 10,53,17p,14       | M. Neuvirth  | S. Couturier    | 19,163 |
| 40   | 19     | 1/9/2016   | NYI | W      |     | 4  | 0  | 43  | 18-15-7  | 12,82,24,14        | S. Mason     | M. Raffl        | 19,874 |
| 41   | 20     | 1/13/2016  | BOS | W      |     | 3  | 2  | 45  | 19-15-7  | 93,17,32           | S. Mason     | M. Streit       | 19,704 |
| 42   | 21     | 1/16/2016  | NYR | O      | SO  | 2  | 2  | 46  | 19-15-8  | 10,17p             | H. Lundqvist | M. Zuccarello   | 19,843 |
| 44   | 22     | 1/19/2016  | TOR | L      |     | 2  | 3  | 48  | 20-16-8  | 24p,53             | J. Reimer    | M. Hunwick      | 19,319 |
| 46   | 23     | 1/25/2016  | BOS | L      |     | 2  | 3  | 48  | 20-18-8  | 17p,17             | T. Rask      | B. Connolly     | 19,738 |
| 48   | 24     | 2/2/2016   | MTL | W      |     | 4  | 2  | 52  | 22-18-8  | 17p,10p,17,24      | S. Mason     | W. Simmonds     | 19,031 |
| 50   | 25     | 2/6/2016   | NYR | O      | SO  | 2  | 2  | 55  | 23-18-9  | 53p,25             | H. Lundqvist | M. Zuccarello   | 19,819 |
| 52   | 26     | 2/9/2016   | ANA | L      |     | 1  | 4  | 55  | 23-20-9  | 17p                | F. Andersen  | R. Rakell       | 18,717 |
| 53   | 27     | 2/11/2016  | BUF | W      |     | 5  | 1  | 57  | 24-20-9  | 20,10,17,12,52     | S. Mason     | B. Schenn       | 19,019 |
| 54   | 28     | 2/13/2016  | NJD | O      | OT  | 1  | 2  | 58  | 24-20-10 | 53p                | C. Schneider | A. Henrique     | 19,775 |
| 60   | 29     | 2/25/2016  | MIN | W      |     | 3  | 2  | 65  | 27-22-11 | 89,32p,78          | M. Neuvirth  | P. Bellemare    | 18,631 |
| 61   | 30     | 2/27/2016  | ARI | W      |     | 4  | 2  | 67  | 28-22-11 | 21,28p,89,78       | M. Neuvirth  | S. Gagner       | 19,773 |
| 62   | 31     | 2/29/2016  | CGY | W      |     | 5  | 3  | 69  | 29-22-11 | 10,17p,10,10p,17   | M. Neuvirth  | B. Schenn       | 19,065 |
| 63   | 32     | 3/3/2016   | EDM | L      |     | 0  | 4  | 69  | 29-23-11 |                    | C. Talbot    | N. Yakupov      | 18,636 |
| 64   | 33     | 3/5/2016   | CBJ | W      |     | 6  | 0  | 71  | 30-23-11 | 12,3,89,28,52,3    | S. Mason     | M. Raffl        | 19,645 |
| 65   | 34     | 3/7/2016   | TBL | W      |     | 4  | 2  | 73  | 31-23-11 | 53,53p,10,17       | S. Mason     | B. Schenn       | 17,906 |
| 68   | 35     | 3/15/2016  | DET | W      |     | 4  | 3  | 78  | 33-23-12 | 12,17,12,53        | S. Mason     | S. Gostisbehere | 19,806 |
| 70   | 36     | 3/19/2016  | PIT | L      |     | 1  | 4  | 80  | 34-24-12 | 3                  | M. Fleury    | C. Hagelin      | 19,967 |
| 75   | 37     | 3/28/2016  | WPG | W      | OT  | 3  | 2  | 87  | 37-25-13 | 32,17,28           | S. Mason     | C. Giroux       | 19,100 |
| 76   | 38     | 3/30/2016  | WSH | W      | SO  | 1  | 1  | 89  | 38-25-13 | 10,52              | S. Mason     | N. Cousins      | 19,850 |
| 77   | 39     | 4/2/2016   | OTT | W      |     | 3  | 2  | 91  | 39-25-13 | 17,14,17           | S. Mason     | W. Simmonds     | 19,578 |
| 80   | 40     | 4/7/2016   | TOR | L      | OT  | 3  | 4  | 92  | 39-27-14 | 10,47,17           | J. Bernier   | J. Gardiner     | 19,674 |
| 81   | 41     | 4/9/2016   | PIT | W      |     | 3  | 1  | 94  | 40-27-14 | 17,17,18           | S. Mason     | W. Simmonds     | 19,919 |



# 2015-16 PHILADELPHIA FLYERS

## GAME-BY-GAME RESULTS: AWAY

| GM # | ROAD # | DATE       | OPP | RESULT | O/S | GF | GA | PTS | RECORD   | FLYERS GOALSCORERS  | W GOALIE     | W. GOAL         | ATT    |
|------|--------|------------|-----|--------|-----|----|----|-----|----------|---------------------|--------------|-----------------|--------|
| 1    | 1      | 10/8/2015  | TBL | 0      | OT  | 2  | 3  | 1   | 0-0-1    | 24,10p              | B. Bishop    | J. Garrison     | 19,092 |
| 2    | 2      | 10/10/2015 | FLA | L      |     | 1  | 7  | 1   | 0-1-1    | 32p                 | R. Luongo    | N. Bjugstad     | 19,434 |
| 6    | 3      | 10/21/2015 | BOS | W      | OT  | 5  | 4  | 7   | 3-2-1    | 78,89,28,17,28p     | S. Mason     | C. Giroux       | 17,565 |
| 10   | 4      | 10/30/2015 | BUF | L      |     | 1  | 3  | 10  | 4-4-2    | 32                  | L. Ullmark   | R. O'Reilly     | 18,023 |
| 11   | 5      | 11/2/2015  | VAN | L      |     | 1  | 4  | 10  | 4-5-2    | 28                  | R. Miller    | B. Horvat       | 18,264 |
| 12   | 6      | 11/3/2015  | EDM | L      |     | 2  | 4  | 10  | 4-6-2    | 21,25               | A. Nilsson   | T. Hall         | 16,839 |
| 13   | 7      | 11/5/2015  | CGY | O      | OT  | 1  | 2  | 11  | 4-6-3    | 12                  | K. Ramo      | M. Backlund     | 19,289 |
| 14   | 8      | 11/7/2015  | WPG | W      |     | 3  | 0  | 13  | 5-6-3    | 10p,17p,24          | M. Neuvirth  | B. Schenn       | 15,294 |
| 17   | 9      | 11/14/2015 | CAR | W      | OT  | 3  | 2  | 15  | 6-8-3    | 22,17,93            | S. Mason     | J. Voracek      | 13,758 |
| 20   | 10     | 11/21/2015 | OTT | L      |     | 0  | 4  | 17  | 6-9-5    |                     | C. Anderson  | M. Zibanejad    | 18,578 |
| 22   | 11     | 11/25/2015 | NYI | L      |     | 1  | 3  | 19  | 7-10-5   | 28p                 | J. Halak     | K. Okposo       | 13,027 |
| 24   | 12     | 11/28/2015 | NYR | W      |     | 3  | 0  | 23  | 9-10-5   | 17,14,17            | S. Mason     | W. Simmonds     | 18,006 |
| 25   | 13     | 12/1/2015  | OTT | W      |     | 4  | 2  | 25  | 10-10-5  | 53,82,17,14         | S. Mason     | W. Simmonds     | 17,010 |
| 26   | 14     | 12/4/2015  | NJD | W      | OT  | 4  | 3  | 27  | 11-10-5  | 17p,28p,78,24       | M. Neuvirth  | M. Read         | 14,825 |
| 29   | 15     | 12/10/2015 | STL | W      |     | 4  | 2  | 30  | 12-11-6  | 12,24,28,25         | M. Neuvirth  | C. Giroux       | 14,428 |
| 30   | 16     | 12/11/2015 | DAL | L      |     | 1  | 3  | 30  | 12-12-6  | 53p                 | A. Niemi     | A. Roussel      | 18,532 |
| 33   | 17     | 12/19/2015 | CBJ | O      | SO  | 2  | 2  | 35  | 14-12-7  | 21,93               | J. Korpiqalo | B. Dubinsky     | 14,030 |
| 35   | 18     | 12/27/2015 | ANA | L      |     | 2  | 4  | 37  | 15-13-7  | 93,12p              | J. Gibson    | C. Perry        | 17,322 |
| 36   | 19     | 12/30/2015 | SJS | L      |     | 2  | 4  | 37  | 15-14-7  | 28,14               | M. Jones     | J. Pavelski     | 17,562 |
| 37   | 20     | 1/2/2016   | LAK | L      |     | 1  | 2  | 37  | 15-15-7  | 10p                 | J. Quick     | D. Doughty      | 18,230 |
| 39   | 21     | 1/7/2016   | MIN | W      | OT  | 4  | 3  | 41  | 17-15-7  | 14,15,25,15         | S. Mason     | M. Del Zotto    | 19,125 |
| 43   | 22     | 1/17/2016  | DET | W      | SO  | 1  | 1  | 48  | 20-15-8  | 28                  | M. Neuvirth  | J. Voracek      | 20,027 |
| 45   | 23     | 1/21/2016  | PIT | L      |     | 3  | 4  | 48  | 20-17-8  | 10p,93p,28p         | M. Fleury    | P. Kessel       | 18,652 |
| 47   | 24     | 1/27/2016  | WSH | W      | OT  | 4  | 3  | 50  | 21-18-8  | 10p,25,93,93        | M. Neuvirth  | J. Voracek      | 18,506 |
| 49   | 25     | 2/4/2016   | NSH | W      |     | 6  | 3  | 54  | 23-18-8  | 24,10,17,28,17p,28  | S. Mason     | C. Giroux       | 17,113 |
| 51   | 26     | 2/7/2016   | WSH | L      |     | 2  | 3  | 55  | 23-19-9  | 15,55               | B. Holtby    | M. Niskanen     | 18,506 |
| 55   | 27     | 2/14/2016  | NYR | L      |     | 1  | 3  | 58  | 24-21-10 | 10p                 | H. Lundqvist | D. Stepan       | 18,006 |
| 56   | 28     | 2/16/2016  | NJD | W      |     | 6  | 3  | 60  | 25-21-10 | 53,10p,17p,52,93,25 | M. Neuvirth  | N. Cousins      | 15,482 |
| 57   | 29     | 2/19/2016  | MTL | O      | SO  | 2  | 2  | 61  | 25-21-11 | 52,12               | M. Condon    | P. Byron        | 21,288 |
| 58   | 30     | 2/20/2016  | TOR | W      | OT  | 5  | 4  | 63  | 26-21-11 | 89,93,10,24,53      | M. Neuvirth  | S. Gostisbehere | 19,060 |
| 59   | 31     | 2/23/2016  | CAR | L      |     | 1  | 3  | 63  | 26-22-11 | 21                  | C. Ward      | J. Staal        | 10,896 |
| 66   | 32     | 3/11/2016  | TBL | W      |     | 3  | 1  | 75  | 32-23-11 | 89p,24p,10          | S. Mason     | M. Read         | 19,092 |
| 67   | 33     | 3/12/2016  | FLA | O      | SO  | 4  | 4  | 76  | 32-23-12 | 52,25p,12,53        | R. Luongo    | N. Bjugstad     | 19,404 |
| 69   | 34     | 3/16/2016  | CHI | W      |     | 3  | 2  | 80  | 34-23-12 | 25p,10,3            | M. Neuvirth  | R. Gudas        | 22,113 |
| 71   | 35     | 3/21/2016  | NYI | W      |     | 4  | 1  | 82  | 35-24-12 | 52,23,89,28         | S. Mason     | B. Manning      | 14,329 |
| 72   | 36     | 3/22/2016  | CBJ | L      | SO  | 2  | 2  | 83  | 35-24-13 | 28,25               | S. Bobrovsky | B. Jenner       | 16,230 |
| 73   | 37     | 3/24/2016  | COL | W      |     | 4  | 2  | 85  | 36-34-13 | 78,3,28             | S. Mason     | C. Giroux       | 18,087 |
| 74   | 38     | 3/26/2016  | ARI | L      |     | 1  | 2  | 85  | 36-25-13 | 14p                 | M. Smith     | S. Gagner       | 16,002 |
| 78   | 39     | 4/3/2016   | PIT | L      |     | 2  | 6  | 91  | 39-26-13 | 17,93               | M. Murray    | P. Hornqvist    | 18,673 |
| 79   | 40     | 4/6/2016   | DET | L      |     | 0  | 3  | 91  | 39-27-13 |                     | P. Mrazek    | D. Helm         | 10,027 |
| 82   | 41     | 4/10/2016  | NYI | W      |     | 5  | 2  | 96  | 41-27-14 | 53,82,12,21,20      | M. Neuvirth  | M. Raffi        | 14,244 |



# vs. ANAHEIM DUCKS

| - 2015-16 RESULTS - |          |          |
|---------------------|----------|----------|
| W                   | L        | OTL      |
| <b>0</b>            | <b>2</b> | <b>0</b> |

| DATE     | GAME NO. | FLYERS 2 AT ANAHEIM 4<br>ANAHEIM 4 AT FLYERS 1 | FLYERS GOALSCORERS<br>93,12P<br>17P | GOALTENDERS<br>MASON (L) VS GIBSON (W)<br>MASON(L) VS ANDERSON(W) | WINNING GOAL<br>PERRY<br>RAKELL |
|----------|----------|--|-------------------------------------|---|---------------------------------|
| 12-27-15 | 35       |  |                                     |   |                                 |
| 2-9-16   | 52       |  |                                     |   |                                 |

|         | GP | W | L | OT | PTS | GF | GA | SO | PPG | SHG | PIM |
|---------|----|---|---|----|-----|----|----|----|-----|-----|-----|
| FLYERS  | 2  | 0 | 2 | 0  | 0   | 3  | 8  | 0  | 2   | 0   | 40  |
| ANAHEIM | 2  | 2 | 0 | 0  | 4   | 8  | 3  | 0  | 3   | 1   | 48  |

| GOALS BY PERIOD: | 1ST | 2ND | 3RD | OT | TOTAL | SHOTS BY PERIOD: | 1ST | 2ND | 3RD | OT | TOTAL |
|------------------|-----|-----|-----|----|-------|------------------|-----|-----|-----|----|-------|
| FLYERS           | 1   | 1   | 1   | 0  | 3     | FLYERS           | 16  | 19  | 20  | 0  | 55    |
| ANAHEIM          | 3   | 2   | 3   | 0  | 8     | ANAHEIM          | 30  | 20  | 13  | 0  | 63    |

## INDIVIDUAL SCORING:

| FLYERS                   | GP | G | A | P | +/- | PIM | PP | SH | ANAHEIM           | GP | G | A | P | +/- | PIM | PP | SH |
|--------------------------|----|---|---|---|-----|-----|----|----|-------------------|----|---|---|---|-----|-----|----|----|
| SEAN COUTURIER           | 1  | 0 | 2 | 2 | 1   | 0   | 0  | 0  | COREY PERRY       | 2  | 2 | 2 | 4 | 1   | 4   | 1  | 0  |
| MICHAEL RAFFL            | 2  | 1 | 0 | 1 | 0   | 0   | 1  | 0  | RYAN GETZLAF      | 2  | 1 | 3 | 4 | 1   | 0   | 1  | 0  |
| WAYNE SIMMONDS           | 2  | 1 | 0 | 1 | -2  | 0   | 1  | 0  | SAMI VATANEN      | 2  | 0 | 3 | 3 | 0   | 4   | 0  | 0  |
| JAKUB VORACEK            | 2  | 1 | 0 | 1 | -3  | 6   | 0  | 0  | RICKARD RAKELL    | 2  | 2 | 0 | 2 | 1   | 0   | 1  | 0  |
| CLAUDE GIROUX            | 2  | 0 | 1 | 1 | -4  | 4   | 0  | 0  | ANDREW COGLIANO   | 2  | 1 | 1 | 2 | 2   | 6   | 0  | 0  |
| SHAYNE GOSTISBEHERE      | 2  | 0 | 1 | 1 | -2  | 0   | 0  | 0  | SHAWN HORCOFF     | 1  | 1 | 0 | 1 | 1   | 2   | 0  | 1  |
| MATT READ                | 2  | 0 | 1 | 1 | 0   | 0   | 0  | 0  | CHRIS STEWART     | 1  | 1 | 0 | 1 | 1   | 2   | 0  | 0  |
| NICK SCHULTZ             | 2  | 0 | 1 | 1 | 1   | 0   | 0  | 0  | CAM FOWLER        | 2  | 0 | 1 | 1 | 0   | 0   | 0  | 0  |
| PIERRE-EDOUARD BELLEMARE | 2  | 0 | 0 | 0 | 0   | 0   | 0  | 0  | PATRICK MAROON    | 2  | 0 | 1 | 1 | 0   | 5   | 0  | 0  |
| RADKO GUDAS              | 2  | 0 | 0 | 0 | 1   | 2   | 0  | 0  | SIMON DESPRES     | 1  | 0 | 1 | 1 | 2   | 0   | 0  | 0  |
| SCOTT LAUGHTON           | 2  | 0 | 0 | 0 | 0   | 0   | 0  | 0  | CLAYTON STONER    | 1  | 0 | 1 | 1 | 0   | 5   | 0  | 0  |
| BRANDON MANNING          | 2  | 0 | 0 | 0 | 0   | 12  | 0  | 0  | KEVIN BIEKSA      | 2  | 0 | 0 | 0 | 1   | 14  | 0  | 0  |
| BRAYDEN SCHENN           | 2  | 0 | 0 | 0 | -2  | 0   | 0  | 0  | RYAN KESLER       | 2  | 0 | 0 | 0 | 1   | 2   | 0  | 0  |
| CHRIS VANDELDELDE        | 2  | 0 | 0 | 0 | 0   | 0   | 0  | 0  | HAMPUS LINDHOLM   | 2  | 0 | 0 | 0 | 1   | 2   | 0  | 0  |
| RYAN WHITE               | 2  | 0 | 0 | 0 | 0   | 10  | 0  | 0  | JOSH MANSON       | 2  | 0 | 0 | 0 | 2   | 0   | 0  | 0  |
| NICK COUSINS             | 1  | 0 | 0 | 0 | 0   | 0   | 0  | 0  | MIKE SANTORELLI   | 2  | 0 | 0 | 0 | 0   | 0   | 0  | 0  |
| MICHAEL DEL ZOTTO        | 1  | 0 | 0 | 0 | 0   | 0   | 0  | 0  | JAKOB SILFVERBERG | 2  | 0 | 0 | 0 | 1   | 0   | 0  | 0  |
| SAM GAGNER               | 1  | 0 | 0 | 0 | 0   | 0   | 0  | 0  | NATE THOMPSON     | 2  | 0 | 0 | 0 | 0   | 0   | 0  | 0  |
| EVGENY MEDVEDEV          | 1  | 0 | 0 | 0 | 0   | 2   | 0  | 0  | RYAN GARBUTT      | 1  | 0 | 0 | 0 | 0   | 0   | 0  | 0  |
| LUKE SCHENN              | 1  | 0 | 0 | 0 | 0   | 2   | 0  | 0  | CARL HAGELIN      | 1  | 0 | 0 | 0 | 0   | 2   | 0  | 0  |
| MARK STREIT              | 1  | 0 | 0 | 0 | 0   | 2   | 0  | 0  | DAVID PERRON      | 1  | 0 | 0 | 0 | 0   | 0   | 0  | 0  |
| R.J. UMBERGER            | 1  | 0 | 0 | 0 | 0   | 0   | 0  | 0  | JIRI SEKAC        | 1  | 0 | 0 | 0 | 0   | 0   | 0  | 0  |

## GOALTENDING RECORD:

| FLYERS            | GP | MIN | GA | AVG  | EN | SO | W | L | OT | SHOTS | SAVE% |
|-------------------|----|-----|----|------|----|----|---|---|----|-------|-------|
| STEVE MASON       | 2  | 117 | 7  | 3.58 | 1  | 0  | 0 | 2 | 0  | 62    | .887  |
| TEAM TOTALS       | 2  | 117 | 7  | 3.58 | 1  | 0  | 2 | 0 | 0  | 62    | .887  |
| ANAHEIM           | GP | MIN | GA | AVG  | EN | SO | W | L | OT | SHOTS | SAVE% |
| FREDERIK ANDERSON | 1  | 60  | 1  | 1.00 | 0  | 0  | 1 | 0 | 0  | 29    | .966  |
| JOHN GIBSON       | 1  | 60  | 1  | 2.00 | 0  | 0  | 1 | 0 | 0  | 26    | .923  |
| TEAM TOTALS       | 2  | 120 | 2  | 2.00 | 0  | 0  | 2 | 0 | 0  | 55    | .964  |

## POWER PLAY:

| FLYERS | 2 FOR | 12 | 16.7% | ANAHEIM | 3 FOR | 7 | 42.9% |
|--------|-------|----|-------|---------|-------|---|-------|
| HOME   | 1 FOR | 7  | 14.3% | HOME    | 2 FOR | 3 | 66.7% |
| AWAY   | 1 FOR | 5  | 20.0% | AWAY    | 1 FOR | 4 | 25.0% |

## PENALTY KILLING

| FLYERS | 4 FOR | 7 | 57.1% | ANAHEIM | 10 FOR | 12 | 83.3% |
|--------|-------|---|-------|---------|--------|----|-------|
| HOME   | 3 FOR | 4 | 75.0% | HOME    | 4 FOR  | 5  | 80.0% |
| AWAY   | 1 FOR | 3 | 33.3% | AWAY    | 6 FOR  | 7  | 85.7% |



# vs. ARIZONA COYOTES

| - 2015-16 RESULTS - |          |          |
|---------------------|----------|----------|
| W                   | L        | OTL      |
| <b>1</b>            | <b>1</b> | <b>0</b> |

|             |                 |                           |                         |                     |
|-------------|-----------------|---------------------------|-------------------------|---------------------|
| <b>DATE</b> | <b>GAME NO.</b> | <b>FLYERS GOALSCORERS</b> | <b>GOALTENDERS</b>      | <b>WINNING GOAL</b> |
| 2-27-16     | 61              | 21,28P,89,78              | NEUVIRTH(W)/DOMINGUE(L) | GAGNER              |
| 3-26-16     | 74              | 14P                       | MASON (L)/ SMITH (W)    | STONE               |
|             |                 | ARIZONA 2 AT FLYERS 4     |                         |                     |
|             |                 | FLYERS 1 AT ARIZONA 2     |                         |                     |

|         | GP | W | L | OT | PTS | GF | GA | SO | PPG | SHG | PIM |
|---------|----|---|---|----|-----|----|----|----|-----|-----|-----|
| FLYERS  | 2  | 1 | 1 | 0  | 2   | 5  | 4  | 0  | 2   | 0   | 41  |
| ARIZONA | 2  | 1 | 1 | 0  | 2   | 4  | 5  | 0  | 1   | 0   | 46  |

| GOALS BY PERIOD: | 1ST | 2ND | 3RD | OT | TOTAL | SHOTS BY PERIOD: | 1ST | 2ND | 3RD | OT | TOTAL |
|------------------|-----|-----|-----|----|-------|------------------|-----|-----|-----|----|-------|
| FLYERS           | 3   | 0   | 2   | 0  | 5     | FLYERS           | 20  | 25  | 23  | 0  | 68    |
| ARIZONA          | 1   | 2   | 1   | 0  | 4     | ARIZONA          | 18  | 19  | 11  | 0  | 48    |

## INDIVIDUAL SCORING:

| FLYERS                   | GP | G | A | TP | +/- | PIM | PP | SH | ARIZONA              | GP | G | A | TP | +/- | PIM | PP | SH |   |
|--------------------------|----|---|---|----|-----|-----|----|----|----------------------|----|---|---|----|-----|-----|----|----|---|
| MARK STREIT              | 2  | 0 | 3 | 3  | 1   | 2   | 0  | 0  | SHANE DOAN           | 2  | 1 | 1 | 2  | 1   | 2   | 1  | 0  | 0 |
| SEAN COUTURIER           | 2  | 1 | 1 | 2  | 0   | 2   | 1  | 0  | MICHAEL STONE        | 2  | 1 | 1 | 2  | 1   | 2   | 0  | 0  | 0 |
| BRAYDEN SCHENN           | 2  | 0 | 2 | 2  | 1   | 2   | 0  | 0  | OLIVER EKMAN-LARSSON | 2  | 1 | 0 | 1  | 0   | 16  | 0  | 0  | 0 |
| PIERRE-EDOUARD BELLEMARE | 2  | 1 | 0 | 1  | 1   | 0   | 0  | 0  | BRAD RICHARDSON      | 2  | 1 | 0 | 1  | 0   | 0   | 0  | 0  | 0 |
| SAM GAGNER               | 2  | 1 | 0 | 1  | 0   | 0   | 0  | 0  | MAX DOMI             | 2  | 0 | 1 | 1  | 1   | 0   | 0  | 0  | 0 |
| CLAUDE GIROUX            | 2  | 1 | 0 | 1  | -2  | 0   | 1  | 0  | ANTHONY DUCLAIR      | 2  | 0 | 1 | 1  | 0   | 0   | 0  | 0  | 0 |
| SCOTT LAUGHTON           | 1  | 1 | 0 | 1  | 1   | 5   | 0  | 0  | MARTIN HANZAL        | 2  | 0 | 1 | 1  | 0   | 15  | 0  | 0  | 0 |
| NICK COUSINS             | 2  | 0 | 1 | 1  | 2   | 0   | 0  | 0  | ANTOINE VERMETTE     | 2  | 0 | 1 | 1  | 0   | 2   | 0  | 0  | 0 |
| SHAYNE GOSTISBEHERE      | 2  | 0 | 1 | 1  | 0   | 2   | 0  | 0  | MIKKEL BOEDKER       | 1  | 0 | 1 | 1  | 0   | 0   | 0  | 0  | 0 |
| MATT READ                | 2  | 0 | 1 | 1  | 1   | 0   | 0  | 0  | ALEX TANGUAY         | 1  | 0 | 1 | 1  | 0   | 0   | 0  | 0  | 0 |
| WAYNE SIMMONS            | 2  | 0 | 1 | 1  | 0   | 10  | 0  | 0  | KEVIN CONNAUTON      | 2  | 0 | 0 | 0  | 1   | 7   | 0  | 0  | 0 |
| RADKO GUDAS              | 2  | 0 | 0 | 0  | 0   | 0   | 0  | 0  | JORDAN MARTINOOK     | 2  | 0 | 0 | 0  | 0   | 0   | 0  | 0  | 0 |
| ANDREW MACDONALD         | 2  | 0 | 0 | 0  | 0   | 0   | 0  | 0  | ZBYNEK MICHALEK      | 2  | 0 | 0 | 0  | 0   | 0   | 0  | 0  | 0 |
| BRANDON MANNING          | 2  | 0 | 0 | 0  | 0   | 4   | 0  | 0  | CONNOR MURPHY        | 2  | 0 | 0 | 0  | 0   | 0   | 0  | 0  | 0 |
| MICHAEL RAFFL            | 2  | 0 | 0 | 0  | 0   | 0   | 0  | 0  | TOBIAS RIEDER        | 2  | 0 | 0 | 0  | 0   | 0   | 0  | 0  | 0 |
| NICK SCHULTZ             | 2  | 0 | 0 | 0  | 1   | 0   | 0  | 0  | KYLE CHIPCHURA       | 1  | 0 | 0 | 0  | 0   | 0   | 0  | 0  | 0 |
| CHRIS VANDEVELDE         | 2  | 0 | 0 | 0  | 0   | 2   | 0  | 0  | KLAS DAHLBECK        | 1  | 0 | 0 | 0  | 0   | 0   | 0  | 0  | 0 |
| RYAN WHITE               | 2  | 0 | 0 | 0  | 0   | 12  | 0  | 0  | TYLER GAUDET         | 1  | 0 | 0 | 0  | 0   | 0   | 0  | 0  | 0 |
| JAKUB VORACEK            | 1  | 0 | 0 | 0  | 0   | 0   | 0  | 0  | BOYD GORDON          | 1  | 0 | 0 | 0  | 0   | 0   | 0  | 0  | 0 |
|                          |    |   |   |    |     |     |    |    | NICKLAS GROSSMANN    | 1  | 0 | 0 | 0  | 0   | 2   | 0  | 0  | 0 |
|                          |    |   |   |    |     |     |    |    | SERGEI PLOTNIKOV     | 1  | 0 | 0 | 0  | 0   | 0   | 0  | 0  | 0 |
|                          |    |   |   |    |     |     |    |    | JIRI SEKAC           | 1  | 0 | 0 | 0  | 0   | 0   | 0  | 0  | 0 |
|                          |    |   |   |    |     |     |    |    | VIKTOR TIKHONOV      | 1  | 0 | 0 | 0  | 0   | 0   | 0  | 0  | 0 |

## GOALTENDING RECORD:

| FLYERS             | GP       | MIN        | GA       | AVG         | EN       | SO       | W        | L        | OT       | SHOTS     | SAVE %      |
|--------------------|----------|------------|----------|-------------|----------|----------|----------|----------|----------|-----------|-------------|
| MICHAL NEUVIRTH    | 1        | 60         | 2        | 2.00        | 0        | 0        | 1        | 0        | 0        | 31        | .935        |
| STEVE MASON        | 1        | 57         | 2        | 2.09        | 0        | 0        | 0        | 1        | 0        | 17        | .882        |
| <b>TEAM TOTALS</b> | <b>2</b> | <b>117</b> | <b>4</b> | <b>2.05</b> | <b>0</b> | <b>0</b> | <b>1</b> | <b>1</b> | <b>0</b> | <b>48</b> | <b>.917</b> |
| ARIZONA            | GP       | MIN        | GA       | AVG         | EN       | SO       | W        | L        | OT       | SHOTS     | SAVE %      |
| MIKE SMITH         | 1        | 60         | 1        | 1.01        | 0        | 0        | 1        | 0        | 0        | 35        | .971        |
| LOUIS DOMINGUE     | 1        | 58         | 4        | 4.14        | 0        | 0        | 0        | 1        | 0        | 33        | .879        |
| <b>TEAM TOTALS</b> | <b>2</b> | <b>118</b> | <b>5</b> | <b>2.54</b> | <b>0</b> | <b>0</b> | <b>1</b> | <b>1</b> | <b>0</b> | <b>68</b> | <b>.926</b> |

### POWER PLAY:

| FLYERS | 2 FOR | 9 | 22.2% | ARIZONA | 1 FOR | 7 | 14.3% |
|--------|-------|---|-------|---------|-------|---|-------|
| HOME   | 1 FOR | 4 | 25.0% | HOME    | 1 FOR | 3 | 33.0% |
| AWAY   | 1 FOR | 5 | 20.0% | AWAY    | 0 FOR | 4 | 0.00% |

### PENALTY KILLING

| FLYERS | 6 FOR | 7 | 85.7%  | ARIZONA | 7 FOR | 9 | 77.8% |
|--------|-------|---|--------|---------|-------|---|-------|
| HOME   | 4 FOR | 4 | 100.0% | HOME    | 4 FOR | 5 | 80.0% |
| AWAY   | 2 FOR | 3 | 66.7%  | AWAY    | 3 FOR | 4 | 75.0% |



# vs. BOSTON BRUINS

| - 2015-16 RESULTS - |          |          |
|---------------------|----------|----------|
| W                   | L        | OTL      |
| <b>2</b>            | <b>1</b> | <b>0</b> |

| DATE     | GAME NO. | FLYERS 5 AT BOSTON 4 (OT)<br>BOSTON 2 AT FLYERS 3<br>FLYERS 2 AT BOSTON 3 | FLYERS GOALSCORERS<br>78,89,28,17,28P<br>93,17,32<br>17P,17 | GOALTENDERS<br>MASON, NEUVIRTH(W)/RASK(L)<br>MASON (W)/ RASK (L)<br>NEUVIRTH (L)/ RASK (W) | WINNING GOAL<br>GIROUX<br>STREIT<br>CONNOLLY* |
|----------|----------|---|---|--|---|
| 10-21-15 | 6        |   |   |  |   |
| 1-13-16  | 41       |   |   |  |   |
| 1-25-16  | 46       |   |   |  |   |

| FLYERS | GP | W | L | OT | PTS | GF | GA | SO | PPG | SHG | PIM |
|--------|----|---|---|----|-----|----|----|----|-----|-----|-----|
| BOSTON | 3  | 2 | 1 | 0  | 4   | 10 | 9  | 0  | 2   | 0   | 41  |
| BOSTON | 3  | 1 | 2 | 0  | 2   | 9  | 10 | 0  | 4   | 0   | 46  |

| GOALS BY PERIOD: | 1ST | 2ND | 3RD | OT | TOTAL | SHOTS BY PERIOD: | 1ST | 2ND | 3RD | OT | TOTAL |
|------------------|-----|-----|-----|----|-------|------------------|-----|-----|-----|----|-------|
| FLYERS           | 3   | 1   | 5   | 1  | 10    | FLYERS           | 28  | 34  | 31  | 1  | 94    |
| BOSTON           | 4   | 4   | 1   | 0  | 9     | BOSTON           | 36  | 29  | 27  | 1  | 93    |

## INDIVIDUAL SCORING:

| FLYERS                   | GP | G | A | TP | +/- | PIM | PP | SH | BOSTON            | GP | G | A | TP | +/- | PIM | PP | SH |
|--------------------------|----|---|---|----|-----|-----|----|----|-------------------|----|---|---|----|-----|-----|----|----|
| JAKUB VORACEK            | 3  | 1 | 5 | 6  | 1   | 0   | 0  | 0  | PATRICE BERGERON  | 3  | 2 | 1 | 3  | 1   | 2   | 2  | 0  |
| CLAUDE GIROUX            | 3  | 2 | 3 | 5  | 1   | 6   | 1  | 0  | LOUI ERIKSSON     | 3  | 1 | 2 | 3  | 0   | 0   | 1  | 0  |
| WAYNE SIMMONDS           | 3  | 4 | 0 | 4  | 1   | 4   | 1  | 0  | ZDENO CHARA       | 3  | 0 | 3 | 3  | -2  | 2   | 0  | 0  |
| MARK STREIT              | 3  | 1 | 3 | 4  | 2   | 2   | 0  | 0  | DAVID KREJCI      | 2  | 0 | 3 | 3  | 0   | 0   | 0  | 0  |
| PIERRE-EDOUARD BELLEMARE | 3  | 1 | 0 | 1  | 1   | 0   | 0  | 0  | BRETT CONNOLLY    | 3  | 2 | 0 | 2  | 0   | 2   | 0  | 0  |
| SAM GAGNER               | 1  | 1 | 0 | 1  | 1   | 0   | 0  | 0  | BRAD MARCHAND     | 3  | 1 | 1 | 2  | 1   | 2   | 1  | 0  |
| MICHAEL DEL ZOTTO        | 3  | 0 | 1 | 1  | 2   | 2   | 0  | 0  | KEVAN MILLER      | 3  | 1 | 1 | 2  | 0   | 5   | 0  | 0  |
| SCOTT LAUGHTON           | 3  | 0 | 1 | 1  | 1   | 0   | 0  | 0  | RYAN SPOONER      | 3  | 0 | 2 | 2  | -2  | 2   | 0  | 0  |
| R.J. UMBERGER            | 3  | 0 | 1 | 1  | 2   | 0   | 0  | 0  | JIMMY HAYES       | 3  | 1 | 0 | 1  | 0   | 2   | 0  | 0  |
| CHRIS VANDEVELDE         | 3  | 0 | 1 | 1  | 1   | 0   | 0  | 0  | CHRIS KELLY       | 1  | 1 | 0 | 1  | 1   | 0   | 0  | 1  |
| RYAN WHITE               | 3  | 0 | 1 | 1  | 1   | 0   | 0  | 0  | TOREY KRUG        | 3  | 0 | 1 | 1  | 0   | 2   | 0  | 0  |
| BRAYDEN SCHENN           | 2  | 0 | 1 | 1  | 0   | 5   | 0  | 0  | COLIN MILLER      | 3  | 0 | 1 | 1  | 0   | 0   | 0  | 0  |
| SHAYNE GOSTISBEHERE      | 1  | 0 | 1 | 1  | 0   | 0   | 0  | 0  | MAX TALBOT        | 2  | 0 | 1 | 1  | 0   | 0   | 0  | 0  |
| LUKE SCHENN              | 1  | 0 | 1 | 1  | 1   | 0   | 0  | 0  | JOONAS KEMPPAINEN | 3  | 0 | 0 | 0  | -3  | 0   | 0  | 0  |
| RADKO GUDAS              | 3  | 0 | 0 | 0  | 0   | 0   | 0  | 0  | ZAC RINALDO       | 3  | 0 | 0 | 0  | 0   | 15  | 0  | 0  |
| MICHAEL RAFFL            | 3  | 0 | 0 | 0  | 0   | 2   | 0  | 0  | MATT BELESKEY     | 2  | 0 | 0 | 0  | -2  | 0   | 0  | 0  |
| MATT READ                | 3  | 0 | 0 | 0  | 0   | 0   | 0  | 0  | DAVID PASTRNAK    | 2  | 0 | 0 | 0  | -2  | 0   | 0  | 0  |
| NICK SCHULTZ             | 3  | 0 | 0 | 0  | 1   | 0   | 0  | 0  | DENNIS SEIDENBERG | 2  | 0 | 0 | 0  | 0   | 2   | 0  | 0  |
| SEAN COUTURIER           | 2  | 0 | 0 | 0  | 0   | 0   | 0  | 0  | ZACH TROTMAN      | 2  | 0 | 0 | 0  | -2  | 4   | 0  | 0  |
| BRANDON MANNING          | 2  | 0 | 0 | 0  | 1   | 2   | 0  | 0  | TOMMY CROSS       | 1  | 0 | 0 | 0  | 0   | 0   | 0  | 0  |
| EVGENY MEDVEDEV          | 2  | 0 | 0 | 0  | 1   | 2   | 0  | 0  | LONDON FERRARO    | 1  | 0 | 0 | 0  | 0   | 0   | 0  | 0  |
| JORDAN WEAL              | 1  | 0 | 0 | 0  | 0   | 0   | 0  | 0  | ADAM MCQUAID      | 1  | 0 | 0 | 0  | 1   | 0   | 0  | 0  |
|                          |    |   |   |    |     |     |    |    | TYLER RANDELL     | 1  | 0 | 0 | 0  | 0   | 0   | 0  | 0  |
|                          |    |   |   |    |     |     |    |    | FRANK VATRANO     | 1  | 0 | 0 | 0  | 0   | 0   | 0  | 0  |

## GOALTEENDING RECORD:

| FLYERS             | GP       | MIN        | GA        | AVG         | EN       | SO       | W        | L        | OT       | SHOTS     | SAVE%       |
|--------------------|----------|------------|-----------|-------------|----------|----------|----------|----------|----------|-----------|-------------|
| STEVE MASON        | 2        | 102        | 4         | 2.36        | 0        | 0        | 2        | 0        | 0        | 50        | .920        |
| MICHAEL NEUVIRTH   | 2        | 79         | 5         | 3.82        | 0        | 0        | 0        | 1        | 0        | 43        | .884        |
| <b>TEAM TOTALS</b> | <b>4</b> | <b>181</b> | <b>9</b>  | <b>2.98</b> | <b>0</b> | <b>0</b> | <b>2</b> | <b>1</b> | <b>0</b> | <b>93</b> | <b>.903</b> |
| BOSTON             | GP       | MIN        | GA        | AVG         | EN       | SO       | W        | L        | OT       | SHOTS     | SAVE%       |
| TUUKKA RASK        | 3        | 180        | 10        | 3.34        | 0        | 0        | 1        | 1        | 1        | 94        | .894        |
| <b>TEAM TOTALS</b> | <b>3</b> | <b>180</b> | <b>10</b> | <b>3.34</b> | <b>0</b> | <b>0</b> | <b>1</b> | <b>1</b> | <b>1</b> | <b>94</b> | <b>.894</b> |

### POWER PLAY:

| FLYERS | 2 | FOR | 9 | 22.2% | BOSTON | 4 | FOR | 9 | 14.3% |
|--------|---|-----|---|-------|--------|---|-----|---|-------|
| HOME   | 1 | FOR | 7 | 14.3% | HOME   | 1 | FOR | 3 | 33.3% |
| AWAY   | 1 | FOR | 2 | 50.0% | AWAY   | 3 | FOR | 6 | 50.0% |

### PENALTY KILLING

| FLYERS | 5 | FOR | 9 | 55.6% | BOSTON | 7 | FOR | 9 | 77.8% |
|--------|---|-----|---|-------|--------|---|-----|---|-------|
| HOME   | 3 | FOR | 6 | 50.0% | HOME   | 1 | FOR | 2 | 50.0% |
| AWAY   | 2 | FOR | 3 | 66.7% | AWAY   | 6 | FOR | 7 | 85.7% |





# vs. BUFFALO SABRES

| - 2015-16 RESULTS - |          |          |
|---------------------|----------|----------|
| W                   | L        | OTL      |
| <b>1</b>            | <b>1</b> | <b>1</b> |

| DATE     | GAME NO. | FLYERS GOALSCORERS         | GOALTENDERS              | WINNING GOAL |
|----------|----------|----------------------------|--------------------------|--------------|
| 10-27-15 | 8        | BUFFALO 4 AT FLYERS 3 (OT) | MASON(L)/JOHNSON(W)      | GIRGENSONS   |
| 10-30-15 | 10       | FLYERS 1 AT BUFFALO 3      | NEUVIRTH (L)/ULLMARK (W) | O'REILLY     |
| 2-11-16  | 53       | FLYERS 5 AT BUFFALO 1      | MASON (W)/ LEHNER (L)    | B. SCHENN    |

|                | GP       | W        | L        | OT       | PTS      | GF       | GA       | SO       | PPG      | SHG      | PIM       |
|----------------|----------|----------|----------|----------|----------|----------|----------|----------|----------|----------|-----------|
| <b>FLYERS</b>  | <b>3</b> | <b>1</b> | <b>1</b> | <b>1</b> | <b>3</b> | <b>9</b> | <b>8</b> | <b>0</b> | <b>0</b> | <b>0</b> | <b>78</b> |
| <b>BUFFALO</b> | <b>3</b> | <b>2</b> | <b>1</b> | <b>1</b> | <b>5</b> | <b>8</b> | <b>9</b> | <b>0</b> | <b>2</b> | <b>0</b> | <b>58</b> |

| GOALS BY PERIOD: | 1ST      | 2ND      | 3RD      | OT       | TOTAL    | SHOTS BY PERIOD: | 1ST       | 2ND       | 3RD       | OT       | TOTAL      |
|------------------|----------|----------|----------|----------|----------|------------------|-----------|-----------|-----------|----------|------------|
| <b>FLYERS</b>    | <b>1</b> | <b>4</b> | <b>4</b> | <b>0</b> | <b>9</b> | <b>FLYERS</b>    | <b>20</b> | <b>34</b> | <b>32</b> | <b>3</b> | <b>89</b>  |
| <b>BUFFALO</b>   | <b>3</b> | <b>1</b> | <b>3</b> | <b>1</b> | <b>8</b> | <b>BUFFALO</b>   | <b>40</b> | <b>40</b> | <b>36</b> | <b>2</b> | <b>118</b> |

## INDIVIDUAL SCORING:

| FLYERS                   | GP | G | A | TP | +/- | PIM | PP | SH | BUFFALO             | GP | G | A | TP | +/- | PIM | PP | SH |
|--------------------------|----|---|---|----|-----|-----|----|----|---------------------|----|---|---|----|-----|-----|----|----|
| BRAYDEN SCHENN           | 3  | 3 | 0 | 3  | 2   | 0   | 0  | 0  | RYAN O'REILLY       | 3  | 1 | 3 | 4  | 2   | 2   | 1  | 0  |
| MARK STREIT              | 3  | 1 | 2 | 3  | 3   | 4   | 0  | 0  | JOHAN LARSSON       | 2  | 0 | 3 | 3  | 3   | 0   | 0  | 0  |
| MICHAEL RAFFL            | 3  | 1 | 1 | 2  | 3   | 2   | 0  | 0  | JAMIE MCGINN        | 3  | 2 | 0 | 2  | 0   | 0   | 1  | 0  |
| R.J. UMBERGER            | 3  | 1 | 1 | 2  | 2   | 0   | 0  | 0  | JAKE MCCABE         | 3  | 1 | 1 | 2  | 1   | 19  | 0  | 0  |
| NICK COUSINS             | 1  | 1 | 1 | 2  | 3   | 0   | 0  | 0  | CODY FRANSON        | 3  | 0 | 2 | 2  | 1   | 2   | 0  | 0  |
| SAM GAGNER               | 3  | 0 | 2 | 2  | 2   | 0   | 0  | 0  | BRIAN GIONTA        | 3  | 0 | 2 | 2  | -3  | 0   | 0  | 0  |
| LUKE SCHENN              | 2  | 0 | 2 | 2  | 0   | 5   | 0  | 0  | NICOLAS DESLAURIERS | 3  | 1 | 0 | 1  | 1   | 2   | 0  | 0  |
| WAYNE SIMMONDS           | 3  | 1 | 0 | 1  | 0   | 10  | 0  | 0  | JACK EICHEL         | 3  | 1 | 0 | 1  | 1   | 0   | 0  | 0  |
| CHRIS VANDELVEDE         | 3  | 1 | 0 | 1  | 1   | 0   | 0  | 0  | ZEMGUS GIRGENSONS   | 2  | 1 | 0 | 1  | 0   | 0   | 0  | 0  |
| CLAUDE GIROUX            | 3  | 0 | 1 | 1  | 0   | 4   | 0  | 0  | TYLER ENNIS         | 1  | 1 | 0 | 1  | 1   | 0   | 0  | 0  |
| JAKUB VORACEK            | 3  | 0 | 1 | 1  | 0   | 2   | 0  | 0  | MARCUS FOLIGNO      | 3  | 0 | 1 | 1  | -3  | 14  | 0  | 0  |
| RYAN WHITE               | 3  | 0 | 1 | 1  | 0   | 2   | 0  | 0  | MARK PYSYK          | 3  | 0 | 1 | 1  | -2  | 0   | 0  | 0  |
| SCOTT LAUGHTON           | 2  | 0 | 1 | 1  | 0   | 0   | 0  | 0  | CARLO COLAIACOVO    | 2  | 0 | 1 | 1  | 1   | 0   | 0  | 0  |
| SHAYNE GOSTISBEHERE      | 1  | 0 | 1 | 1  | 1   | 0   | 0  | 0  | JOSH GORGES         | 3  | 0 | 0 | 0  | -3  | 15  | 0  | 0  |
| MICHAEL DEL ZOTTO        | 3  | 0 | 0 | 0  | 1   | 4   | 0  | 0  | DAVID LEGWAND       | 3  | 0 | 0 | 0  | -3  | 0   | 0  | 0  |
| RADKO GUDAS              | 3  | 0 | 0 | 0  | 2   | 19  | 0  | 0  | MATT MOULSON        | 3  | 0 | 0 | 0  | 0   | 2   | 0  | 0  |
| NICK SCHULTZ             | 3  | 0 | 0 | 0  | 0   | 2   | 0  | 0  | SAM REINHART        | 3  | 0 | 0 | 0  | -2  | 0   | 0  | 0  |
| PIERRE-EDOUARD BELLEMARE | 2  | 0 | 0 | 0  | 0   | 0   | 0  | 0  | RASMUS RISTOLAINEN  | 3  | 0 | 0 | 0  | -3  | 0   | 0  | 0  |
| EVGENY MEDVEDEV          | 2  | 0 | 0 | 0  | 0   | 2   | 0  | 0  | JUSTIN BAILEY       | 1  | 0 | 0 | 0  | -2  | 0   | 0  | 0  |
| MATT READ                | 2  | 0 | 0 | 0  | 0   | 0   | 0  | 0  | ZACH BOGOSIAN       | 1  | 0 | 0 | 0  | -2  | 2   | 0  | 0  |
| VINCENT LECAVALIER       | 1  | 0 | 0 | 0  | 0   | 2   | 0  | 0  | DANIEL CATENACCI    | 1  | 0 | 0 | 0  | 0   | 0   | 0  | 0  |
| BRANDON MANNING          | 1  | 0 | 0 | 0  | 1   | 2   | 0  | 0  | EVANDER KANE        | 1  | 0 | 0 | 0  | -2  | 0   | 0  | 0  |
| JORDAN WEAL              | 1  | 0 | 0 | 0  | 1   | 0   | 0  | 0  | TIM SCHALLER        | 1  | 0 | 0 | 0  | 0   | 0   | 0  | 0  |

## GOALTENDING RECORD:

| FLYERS             | GP        | MIN        | GA        | AVG         | EN        | SO        | W        | L        | OT        | SHOTS        | SAVE %        |
|--------------------|-----------|------------|-----------|-------------|-----------|-----------|----------|----------|-----------|--------------|---------------|
| STEVE MASON        | 2         | 122        | 5         | 2.46        | 0         | 0         | 1        | 0        | 1         | 82           | .939          |
| MICHAEL NEUVIRTH   | 1         | 58         | 3         | 3.12        | 0         | 0         | 0        | 1        | 0         | 36           | .917          |
| <b>TEAM TOTALS</b> | <b>3</b>  | <b>180</b> | <b>8</b>  | <b>2.67</b> | <b>0</b>  | <b>0</b>  | <b>1</b> | <b>1</b> | <b>1</b>  | <b>118</b>   | <b>.932</b>   |
| <b>BUFFALO</b>     | <b>GP</b> | <b>MIN</b> | <b>GA</b> | <b>AVG</b>  | <b>EN</b> | <b>SO</b> | <b>W</b> | <b>L</b> | <b>OT</b> | <b>SHOTS</b> | <b>SAVE %</b> |
| LINUS ULLMARK      | 1         | 60         | 1         | 1.00        | 0         | 0         | 1        | 0        | 0         | 28           | .964          |
| CHAD JOHNSON       | 1         | 62         | 3         | 2.88        | 0         | 0         | 1        | 0        | 0         | 33           | .909          |
| ROBIN LEHNER       | 1         | 60         | 5         | 5.00        | 0         | 0         | 0        | 1        | 0         | 28           | .821          |
| <b>TEAM TOTALS</b> | <b>3</b>  | <b>182</b> | <b>9</b>  | <b>2.97</b> | <b>0</b>  | <b>0</b>  | <b>2</b> | <b>1</b> | <b>0</b>  | <b>89</b>    | <b>.899</b>   |

### POWER PLAY:

| FLYERS | 0 FOR | 9 | 0.0%  | BUFFALO | 2 FOR | 14 | 14.3% |
|--------|-------|---|-------|---------|-------|----|-------|
| HOME   | 0 FOR | 5 | 0.00% | HOME    | 1 FOR | 6  | 16.7% |
| AWAY   | 0 FOR | 4 | 0.00% | AWAY    | 1 FOR | 8  | 12.5% |

### PENALTY KILLING

| FLYERS | 12 FOR | 14 | 85.7% | BUFFALO | 9 FOR | 9 | 100.0% |
|--------|--------|----|-------|---------|-------|---|--------|
| HOME   | 7 FOR  | 8  | 87.5% | HOME    | 4 FOR | 4 | 100.0% |
| AWAY   | 5 FOR  | 6  | 83.3% | AWAY    | 5 FOR | 5 | 100.0% |



# vs. CALGARY FLAMES

| - 2015-16 RESULTS - |          |          |
|---------------------|----------|----------|
| W                   | L        | OTL      |
| <b>1</b>            | <b>0</b> | <b>1</b> |

| DATE    | GAME NO. | FLYERS 1 AT CALGARY 2 (OT)<br>CALGARY 3 AT FLYERS 5 | FLYERS GOALSCORERS<br>12<br>10,17P,10,10P,17 | GOALTENDERS<br>NEUVIRTH(W)/HILLER(L)<br>NEUVIRTH (L)/ RAMO (W) | WINNING GOAL<br>B. SCHENN<br>BACKLUND |
|---------|----------|---|--|--|---------------------------------------|
| 11-5-15 | 13       |   |  |  |                                       |
| 2-29-16 | 62       |   |  |  |                                       |

|         | GP | W | L | OT | PTS | GF | GA | SO | PPG | SHG | PIM |
|---------|----|---|---|----|-----|----|----|----|-----|-----|-----|
| FLYERS  | 2  | 1 | 0 | 1  | 2   | 6  | 5  | 0  | 2   | 0   | 12  |
| CALGARY | 2  | 1 | 1 | 0  | 2   | 5  | 6  | 0  | 1   | 0   | 12  |

| GOALS BY PERIOD: | 1ST | 2ND | 3RD | OT | TOTAL | SHOTS BY PERIOD: | 1ST | 2ND | 3RD | OT | TOTAL |
|------------------|-----|-----|-----|----|-------|------------------|-----|-----|-----|----|-------|
| FLYERS           | 1   | 4   | 1   | 0  | 6     | FLYERS           | 17  | 22  | 15  | 2  | 56    |
| CALGARY          | 2   | 0   | 2   | 1  | 5     | CALGARY          | 14  | 23  | 23  | 2  | 62    |

## INDIVIDUAL SCORING:

| FLYERS                   | GP | G | A | TP | +/- | PIM | PP | SH | CALGARY           | GP | G | A | TP | +/- | PIM | PP | SH |
|--------------------------|----|---|---|----|-----|-----|----|----|-------------------|----|---|---|----|-----|-----|----|----|
| CLAUDE GIROUX            | 2  | 0 | 5 | 5  | 3   | 0   | 0  | 0  | MIKAEL BACKLUND   | 2  | 1 | 1 | 2  | 0   | 0   | 0  | 0  |
| BRAYDEN SCHENN           | 2  | 3 | 0 | 3  | 1   | 0   | 1  | 0  | MICHAEL FROLIK    | 2  | 1 | 1 | 2  | 0   | 0   | 0  | 0  |
| WAYNE SIMMONDS           | 2  | 2 | 0 | 2  | 1   | 2   | 1  | 0  | JOHNNY GAUDREAU   | 2  | 0 | 2 | 2  | 0   | 0   | 0  | 0  |
| MICHAEL RAFFL            | 2  | 1 | 1 | 2  | 0   | 2   | 0  | 0  | JOSH JOORIS       | 2  | 1 | 0 | 1  | 1   | 2   | 0  | 0  |
| RADKO GUDAS              | 2  | 0 | 1 | 1  | 0   | 0   | 0  | 0  | SEAN MONAHAN      | 2  | 1 | 0 | 1  | 0   | 0   | 1  | 0  |
| NICK SCHULTZ             | 2  | 0 | 1 | 1  | 2   | 0   | 0  | 0  | MICHEAL FERLAND   | 1  | 1 | 0 | 1  | 1   | 0   | 0  | 0  |
| MARK STREIT              | 2  | 0 | 1 | 1  | 1   | 0   | 0  | 0  | SAM BENNETT       | 2  | 0 | 1 | 1  | 1   | 2   | 0  | 0  |
| SHAYNE GOSTISBEHERE      | 1  | 0 | 1 | 1  | 0   | 0   | 0  | 0  | TJ BRODIE         | 2  | 0 | 1 | 1  | 0   | 0   | 0  | 0  |
| ANDREW MACDONALD         | 1  | 0 | 1 | 1  | 0   | 0   | 0  | 0  | JOE COLBORNE      | 2  | 0 | 1 | 1  | 0   | 0   | 0  | 0  |
| SEAN COUTURIER           | 2  | 0 | 0 | 0  | -2  | 2   | 0  | 0  | MARK GIORDANO     | 2  | 0 | 1 | 1  | 0   | 0   | 0  | 0  |
| SCOTT LAUGHTON           | 2  | 0 | 0 | 0  | 0   | 2   | 0  | 0  | DOUGIE HAMILTON   | 2  | 0 | 1 | 1  | 0   | 2   | 0  | 0  |
| MATT READ                | 2  | 0 | 0 | 0  | 0   | 0   | 0  | 0  | BRANDON BOLLIG    | 2  | 0 | 0 | 0  | 0   | 0   | 0  | 0  |
| CHRIS VANDELVEDE         | 2  | 0 | 0 | 0  | 0   | 0   | 0  | 0  | DERYK ENGLAND     | 2  | 0 | 0 | 0  | 0   | 2   | 0  | 0  |
| RYAN WHITE               | 2  | 0 | 0 | 0  | 0   | 0   | 0  | 0  | MATT STAJAN       | 2  | 0 | 0 | 0  | 0   | 0   | 0  | 0  |
| PIERRE-EDOUARD BELLEMARE | 1  | 0 | 0 | 0  | 0   | 2   | 0  | 0  | LANCE BOUMA       | 1  | 0 | 0 | 0  | 0   | 2   | 0  | 0  |
| NICK COUSINS             | 1  | 0 | 0 | 0  | 0   | 0   | 0  | 0  | DEREK GRANT       | 1  | 0 | 0 | 0  | 0   | 0   | 0  | 0  |
| MICHAEL DEL ZOTTO        | 1  | 0 | 0 | 0  | -2  | 0   | 0  | 0  | GARNET HATHAWAY   | 1  | 0 | 0 | 0  | 1   | 0   | 0  | 0  |
| SAM GAGNER               | 1  | 0 | 0 | 0  | 0   | 0   | 0  | 0  | JIRI HUDLER       | 1  | 0 | 0 | 0  | 0   | 2   | 0  | 0  |
| VINCENT LECHEVALIER      | 1  | 0 | 0 | 0  | 0   | 0   | 0  | 0  | DAVID JONES       | 1  | 0 | 0 | 0  | 0   | 0   | 0  | 0  |
| BRANDON MANNING          | 1  | 0 | 0 | 0  | 0   | 0   | 0  | 0  | JAKUB NAKLADAL    | 1  | 0 | 0 | 0  | 0   | 0   | 0  | 0  |
| EVGENY MEDVEDEV          | 1  | 0 | 0 | 0  | 0   | 2   | 0  | 0  | KRIS RUSSELL      | 1  | 0 | 0 | 0  | 0   | 0   | 0  | 0  |
| LUKE SCHENN              | 1  | 0 | 0 | 0  | 1   | 0   | 0  | 0  | DENNIS WIDEMAN    | 1  | 0 | 0 | 0  | 0   | 0   | 0  | 0  |
| R.J. UMBERGER            | 1  | 0 | 0 | 0  | 0   | 0   | 0  | 0  | TYLER WOTHERSPOON | 1  | 0 | 0 | 0  | 0   | 0   | 0  | 0  |
| JAKUB VORACEK            | 1  | 0 | 0 | 0  | 1   | 0   | 0  | 0  |                   |    |   |   |    |     |     |    |    |

## GOALTENDING RECORD:

| FLYERS           | GP | MIN | GA | AVG  | EN | SO | W | L | OT | SHOTS | SAVE % |
|------------------|----|-----|----|------|----|----|---|---|----|-------|--------|
| MICHAEL NEUVIRTH | 2  | 121 | 5  | 2.49 | 1  | 0  | 1 | 0 | 1  | 62    | .919   |
| TEAM TOTALS      | 2  | 121 | 5  | 2.49 | 1  | 0  | 1 | 0 | 1  | 62    | .919   |
| CALGARY          | GP | MIN | GA | AVG  | EN | SO | W | L | OT | SHOTS | SAVE % |
| KARI RAMMO       | 1  | 61  | 1  | .99  | 0  | 0  | 1 | 0 | 0  | 27    | .963   |
| JONAS HILLER     | 1  | 59  | 4  | 4.03 | 0  | 0  | 0 | 1 | 0  | 28    | .857   |
| TEAM TOTALS      | 2  | 120 | 5  | 2.50 | 0  | 0  | 1 | 1 | 0  | 55    | .909   |

## POWER PLAY:

| FLYERS | 2 FOR | 5 | 40.0% | CALGARY | 1 FOR | 6 | 16.7% |
|--------|-------|---|-------|---------|-------|---|-------|
| HOME   | 2 FOR | 3 | 66.7% | HOME    | 0 FOR | 2 | 0.00% |
| AWAY   | 0 FOR | 2 | 0.00% | AWAY    | 1 FOR | 4 | 25.0% |

## PENALTY KILLING

| FLYERS | 5 FOR | 6 | 83.3%  | CALGARY | 3 FOR | 5 | 60.0%  |
|--------|-------|---|--------|---------|-------|---|--------|
| HOME   | 3 FOR | 4 | 75.0%  | HOME    | 2 FOR | 2 | 100.0% |
| AWAY   | 2 FOR | 2 | 100.0% | AWAY    | 1 FOR | 3 | 33.3%  |



# vs. CAROLINA HURRICANES

| - 2015-16 RESULTS - |          |          |
|---------------------|----------|----------|
| W                   | L        | OTL      |
| <b>3</b>            | <b>1</b> | <b>0</b> |

| DATE     | GAME NO. | FLYERS GOALSCORERS          | GOALTENDERS            | WINNING GOAL |
|----------|----------|-----------------------------|------------------------|--------------|
| 11-14-15 | 17       | FLYERS 3 AT CAROLINA 2 (OT) | MASON (W)/ WARD (L)    | VORACEK      |
| 11-23-15 | 21       | CAROLINA 2 AT FLYERS 3 (OT) | NEUVIRTH (W)/ LACK (L) | GOSTISBEHERE |
| 12-15-15 | 31       | CAROLINA 3 AT FLYERS 4 (OT) | NEUVIRTH (W)/ LACK (L) | GOSTISBEHERE |
| 2-23-16  | 59       | FLYERS 1 AT CAROLINA 3      | NEUVIRTH (L)/ WARD (W) | STAAL        |

|                 | GP | W | L | OT | PTS | GF | GA | SO | PPG | SHG | PIM |
|-----------------|----|---|---|----|-----|----|----|----|-----|-----|-----|
| <b>FLYERS</b>   | 4  | 3 | 1 | 0  | 6   | 11 | 10 | 0  | 2   | 1   | 54  |
| <b>CAROLINA</b> | 4  | 1 | 3 | 0  | 2   | 10 | 11 | 0  | 2   | 0   | 34  |

| GOALS BY PERIOD: | 1ST | 2ND | 3RD | OT | TOTAL | SHOTS BY PERIOD: | 1ST | 2ND | 3RD | OT | TOTAL |
|------------------|-----|-----|-----|----|-------|------------------|-----|-----|-----|----|-------|
| <b>FLYERS</b>    | 1   | 6   | 1   | 3  | 11    | <b>FLYERS</b>    | 33  | 50  | 36  | 4  | 123   |
| <b>CAROLINA</b>  | 2   | 4   | 4   | 0  | 10    | <b>CAROLINA</b>  | 36  | 35  | 32  | 1  | 104   |

## INDIVIDUAL SCORING:

| FLYERS                   | GP | G | A | TP | +/- | PIM | PP | SH | CAROLINA            | GP | G | A | TP | +/- | PIM | PP | SH |
|--------------------------|----|---|---|----|-----|-----|----|----|---------------------|----|---|---|----|-----|-----|----|----|
| JAKUB VORACEK            | 4  | 2 | 5 | 7  | 3   | 0   | 0  | 0  | JEFF SKINNER        | 4  | 3 | 0 | 3  | -2  | 0   | 1  | 0  |
| SHAYNE GOSTISBEHERE      | 4  | 2 | 2 | 4  | 2   | 0   | 1  | 0  | ELIAS LINDHOLM      | 4  | 1 | 2 | 3  | 2   | 2   | 0  | 0  |
| CLAUDE GIROUX            | 3  | 1 | 3 | 4  | 3   | 2   | 0  | 1  | BRETT PESCE         | 4  | 1 | 2 | 3  | 0   | 2   | 0  | 0  |
| SEAN COUTURIER           | 4  | 1 | 2 | 3  | 2   | 2   | 0  | 0  | ERIC STAAL          | 4  | 1 | 2 | 3  | 4   | 0   | 0  | 0  |
| BRAYDEN SCHENN           | 3  | 2 | 0 | 2  | 1   | 0   | 1  | 0  | JUSTIN FAULK        | 4  | 0 | 3 | 3  | -4  | 4   | 0  | 0  |
| RADKO GUDAS              | 4  | 0 | 2 | 2  | 0   | 0   | 0  | 0  | VICTOR RASK         | 4  | 2 | 0 | 2  | 0   | 2   | 1  | 0  |
| MICHAEL RAFFL            | 4  | 0 | 2 | 2  | -2  | 0   | 0  | 0  | JORDAN STAAL        | 4  | 1 | 1 | 2  | 0   | 2   | 0  | 0  |
| MATT READ                | 4  | 0 | 2 | 2  | 1   | 4   | 0  | 0  | JAY MCCLEMETT       | 4  | 0 | 2 | 2  | 1   | 2   | 0  | 0  |
| SCOTT LAUGHTON           | 4  | 1 | 0 | 1  | 1   | 4   | 0  | 0  | PHILLIP DI GIUSEPPE | 2  | 0 | 2 | 2  | 2   | 2   | 0  | 0  |
| WAYNE SIMMONDS           | 4  | 1 | 0 | 1  | 1   | 23  | 0  | 0  | JOAKIM NORDSTROM    | 4  | 1 | 0 | 1  | 0   | 2   | 0  | 0  |
| LUKE SCHENN              | 2  | 1 | 0 | 1  | 1   | 0   | 0  | 0  | RON HAINSEY         | 4  | 0 | 1 | 1  | 0   | 0   | 0  | 0  |
| BRANDON MANNING          | 4  | 0 | 1 | 1  | 0   | 2   | 0  | 0  | JOHN-MICHAEL LILES  | 4  | 0 | 1 | 1  | 0   | 0   | 0  | 0  |
| MICHAEL DEL ZOTTO        | 3  | 0 | 1 | 1  | 0   | 0   | 0  | 0  | ANDREJ NESTRASIL    | 4  | 0 | 1 | 1  | 0   | 0   | 0  | 0  |
| PIERRE-EDOUARD BELLEMARE | 4  | 0 | 0 | 0  | -3  | 7   | 0  | 0  | JACCOB SLAVIN       | 3  | 0 | 1 | 1  | 2   | 0   | 0  | 0  |
| NICK SCHULTZ             | 4  | 0 | 0 | 0  | 0   | 2   | 0  | 0  | NOAH HANIFIN        | 4  | 0 | 0 | 0  | 0   | 0   | 0  | 0  |
| CHRIS VANDEVELDE         | 4  | 0 | 0 | 0  | -4  | 2   | 0  | 0  | CHRIS TERRY         | 4  | 0 | 0 | 0  | -2  | 0   | 0  | 0  |
| SAM GAGNER               | 3  | 0 | 0 | 0  | 0   | 0   | 0  | 0  | KRIS VERSTEEG       | 4  | 0 | 0 | 0  | 0   | 2   | 0  | 0  |
| RYAN WHITE               | 3  | 0 | 0 | 0  | -4  | 2   | 0  | 0  | RILEY NASH          | 3  | 0 | 0 | 0  | 0   | 0   | 0  | 0  |
| TAYLOR LEIER             | 2  | 0 | 0 | 0  | 0   | 0   | 0  | 0  | BRAD MALONE         | 2  | 0 | 0 | 0  | 0   | 12  | 0  | 0  |
| NICK COUSINS             | 1  | 0 | 0 | 0  | 1   | 0   | 0  | 0  | NATHAN GERBE        | 1  | 0 | 0 | 0  | 0   | 2   | 0  | 0  |
| ANDREW MACDONALD         | 1  | 0 | 0 | 0  | 0   | 0   | 0  | 0  | RYAN MURPHY         | 1  | 0 | 0 | 0  | 1   | 0   | 0  | 0  |
| EVGENY MEDVEDEV          | 1  | 0 | 0 | 0  | 0   | 4   | 0  | 0  | EMERSON ETEM        | 1  | 0 | 0 | 0  | 0   | 0   | 0  | 0  |
| MARK STREIT              | 1  | 0 | 0 | 0  | -2  | 0   | 0  | 0  |                     |    |   |   |    |     |     |    |    |
| R.J. UMBERGER            | 1  | 0 | 0 | 0  | 0   | 0   | 0  | 0  |                     |    |   |   |    |     |     |    |    |

## GOALTENDING RECORD:

| FLYERS             | GP       | MIN        | GA        | AVG         | EN       | SO       | W        | L        | OT       | SHOTS      | SAVE %      |
|--------------------|----------|------------|-----------|-------------|----------|----------|----------|----------|----------|------------|-------------|
| MICHAEL NEUVIRTH   | 3        | 180        | 8         | 2.67        | 0        | 0        | 2        | 1        | 0        | 83         | .904        |
| STEVE MASON        | 1        | 60         | 2         | 1.99        | 0        | 0        | 1        | 0        | 0        | 21         | .882        |
| <b>TEAM TOTALS</b> | <b>4</b> | <b>240</b> | <b>10</b> | <b>2.50</b> | <b>0</b> | <b>0</b> | <b>3</b> | <b>1</b> | <b>0</b> | <b>104</b> | <b>.904</b> |

| CAROLINA           | GP       | MIN        | GA        | AVG         | EN       | SO       | W        | L        | OT       | SHOTS      | SAVE %      |
|--------------------|----------|------------|-----------|-------------|----------|----------|----------|----------|----------|------------|-------------|
| CAM WARD           | 2        | 121        | 4         | 1.99        | 0        | 0        | 1        | 0        | 1        | 56         | .920        |
| EDDIE LACK         | 2        | 122        | 7         | 3.45        | 0        | 0        | 0        | 0        | 2        | 67         | .896        |
| <b>TEAM TOTALS</b> | <b>4</b> | <b>243</b> | <b>11</b> | <b>2.72</b> | <b>0</b> | <b>0</b> | <b>1</b> | <b>0</b> | <b>3</b> | <b>123</b> | <b>.911</b> |

### POWER PLAY:

| FLYERS | 2 FOR | 10 | 20.0% | CAROLINA | 2 FOR | 15 | 13.3% |
|--------|-------|----|-------|----------|-------|----|-------|
| HOME   | 2 FOR | 6  | 33.3% | HOME     | 1 FOR | 6  | 16.7% |
| AWAY   | 0 FOR | 4  | 0.00% | AWAY     | 1 FOR | 9  | 11.1% |

### PENALTY KILLING

| FLYERS | 13 FOR | 15 | 86.7% | CAROLINA | 8 FOR | 10 | 80.0%  |
|--------|--------|----|-------|----------|-------|----|--------|
| HOME   | 8 FOR  | 9  | 88.9% | HOME     | 4 FOR | 4  | 100.0% |
| AWAY   | 5 FOR  | 6  | 83.3% | AWAY     | 4 FOR | 6  | 66.7%  |



# vs. CHICAGO BLACKHAWKS

| - 2015-16 RESULTS - |          |          |
|---------------------|----------|----------|
| W                   | L        | OTL      |
| <b>2</b>            | <b>0</b> | <b>0</b> |

|             |                 |                              |                           |                           |                     |
|-------------|-----------------|------------------------------|---------------------------|---------------------------|---------------------|
| <b>DATE</b> | <b>GAME NO.</b> | <b>CHICAGO 0 AT FLYERS 3</b> | <b>FLYERS GOALSCORERS</b> | <b>GOALTENDERS</b>        | <b>WINNING GOAL</b> |
| 10-14-15    | 4               |                              | 89P,28,24                 | NEUVIRTH(W)/CRAWFORD(L)   | GAGNER              |
| 3-16-16     | 69              | FLYERS 3 AT CHICAGO 2        | 25P,10,3                  | NEUVIRTH (W)/ DARLING (L) | GUDAS               |

|                |           |          |          |           |            |           |           |           |            |            |            |
|----------------|-----------|----------|----------|-----------|------------|-----------|-----------|-----------|------------|------------|------------|
|                | <b>GP</b> | <b>W</b> | <b>L</b> | <b>OT</b> | <b>PTS</b> | <b>GF</b> | <b>GA</b> | <b>SO</b> | <b>PPG</b> | <b>SHG</b> | <b>PIM</b> |
| <b>FLYERS</b>  | 2         | 2        | 0        | 0         | 4          | 6         | 2         | 1         | 2          | 0          | 16         |
| <b>CHICAGO</b> | 2         | 0        | 2        | 0         | 0          | 2         | 6         | 0         | 0          | 1          | 14         |

|                         |            |            |            |           |              |                         |            |            |            |           |              |
|-------------------------|------------|------------|------------|-----------|--------------|-------------------------|------------|------------|------------|-----------|--------------|
| <b>GOALS BY PERIOD:</b> | <b>1ST</b> | <b>2ND</b> | <b>3RD</b> | <b>OT</b> | <b>TOTAL</b> | <b>SHOTS BY PERIOD:</b> | <b>1ST</b> | <b>2ND</b> | <b>3RD</b> | <b>OT</b> | <b>TOTAL</b> |
| <b>FLYERS</b>           | 1          | 3          | 2          | 0         | 6            | <b>FLYERS</b>           | 16         | 32         | 10         | 0         | 58           |
| <b>CHICAGO</b>          | 1          | 1          | 0          | 0         | 2            | <b>CHICAGO</b>          | 18         | 19         | 19         | 0         | 56           |

## INDIVIDUAL SCORING:

| FLYERS                   | GP | G | A | TP | +/- | PIM | PP | SH | CHICAGO             | GP | G | A | TP | +/- | PIM | PP | SH |
|--------------------------|----|---|---|----|-----|-----|----|----|---------------------|----|---|---|----|-----|-----|----|----|
| SEAN COUTURIER           | 2  | 0 | 3 | 3  | 2   | 0   | 0  | 0  | MARIAN HOSSA        | 2  | 1 | 0 | 1  | 0   | 0   | 0  | 1  |
| CLAUDE GIROUX            | 2  | 1 | 1 | 2  | 0   | 0   | 0  | 0  | JONATHAN TOEWS      | 2  | 1 | 0 | 1  | 0   | 4   | 0  | 0  |
| BRAYDEN SCHENN           | 2  | 1 | 1 | 2  | 0   | 2   | 0  | 0  | ARTEM ANISIMOV      | 2  | 0 | 1 | 1  | 1   | 0   | 0  | 0  |
| MICHAEL RAFFL            | 2  | 0 | 2 | 2  | 2   | 0   | 0  | 0  | NIKLAS HJALMARSSON  | 2  | 0 | 1 | 1  | 0   | 0   | 0  | 0  |
| WAYNE SIMMONDS           | 2  | 0 | 2 | 2  | 0   | 0   | 0  | 0  | PATRICK KANE        | 2  | 0 | 1 | 1  | 0   | 0   | 0  | 0  |
| SAM GAGNER               | 2  | 1 | 0 | 1  | 1   | 0   | 1  | 0  | ANDREW DESJARDINS   | 2  | 0 | 0 | 0  | 0   | 0   | 0  | 0  |
| RADKO GUDAS              | 2  | 1 | 0 | 1  | 1   | 4   | 0  | 0  | DUNCAN KEITH        | 2  | 0 | 0 | 0  | 0   | 0   | 0  | 0  |
| MATT READ                | 2  | 1 | 0 | 1  | 1   | 0   | 0  | 0  | ARTEMI PANARIN      | 2  | 0 | 0 | 0  | 0   | 4   | 0  | 0  |
| RYAN WHITE               | 2  | 1 | 0 | 1  | 0   | 2   | 1  | 0  | BRENT SEABROOK      | 2  | 0 | 0 | 0  | 0   | 0   | 0  | 0  |
| MICHAEL DEL ZOTTO        | 1  | 0 | 1 | 1  | 0   | 0   | 0  | 0  | ANDREW SHAW         | 2  | 0 | 0 | 0  | 0   | 0   | 0  | 0  |
| ANDREW MACDONALD         | 1  | 0 | 1 | 1  | 0   | 0   | 0  | 0  | TEUVO TERAVAINEN    | 2  | 0 | 0 | 0  | 0   | 2   | 0  | 0  |
| JAKUB VORACEK            | 1  | 0 | 1 | 1  | 1   | 0   | 0  | 0  | TREVOR VAN RIEMSDYK | 2  | 0 | 0 | 0  | 0   | 0   | 0  | 0  |
| PIERRE-EDOUARD BELLEMARE | 2  | 0 | 0 | 0  | 0   | 2   | 0  | 0  | BRYAN BICKELL       | 1  | 0 | 0 | 0  | 0   | 0   | 0  | 0  |
| SCOTT LAUGHTON           | 2  | 0 | 0 | 0  | 0   | 0   | 0  | 0  | TREVOR DALEY        | 1  | 0 | 0 | 0  | 0   | 0   | 0  | 0  |
| BRANDON MANNING          | 2  | 0 | 0 | 0  | 1   | 0   | 0  | 0  | CHRISTIAN EHRRHOFF  | 1  | 0 | 0 | 0  | 0   | 0   | 0  | 0  |
| NICK SCHULTZ             | 2  | 0 | 0 | 0  | 1   | 0   | 0  | 0  | TOMAS FLEISCHMANN   | 1  | 0 | 0 | 0  | 0   | 0   | 0  | 0  |
| MARK STREIT              | 2  | 0 | 0 | 0  | 1   | 0   | 0  | 0  | RYAN GARBUTT        | 1  | 0 | 0 | 0  | 0   | 2   | 0  | 0  |
| CHRIS VANDEVELDE         | 2  | 0 | 0 | 0  | 0   | 6   | 0  | 0  | MARCUS KRUGER       | 1  | 0 | 0 | 0  | -2  | 0   | 0  | 0  |
| NICK COUSINS             | 1  | 0 | 0 | 0  | 0   | 0   | 0  | 0  | ANDREW LADD         | 1  | 0 | 0 | 0  | 0   | 0   | 0  | 0  |
| SHAYNE GOSTISBEHERE      | 1  | 0 | 0 | 0  | 0   | 0   | 0  | 0  | BRANDON MASHINTER   | 1  | 0 | 0 | 0  | 0   | 0   | 0  | 0  |
| EVGENY MEDVEDEV          | 1  | 0 | 0 | 0  | 1   | 0   | 0  | 0  | MICHAL ROZSIVAL     | 1  | 0 | 0 | 0  | 0   | 0   | 0  | 0  |
|                          |    |   |   |    |     |     |    |    | VIKTOR SVEDBERG     | 1  | 0 | 0 | 0  | 0   | 0   | 0  | 0  |
|                          |    |   |   |    |     |     |    |    | VIKTOR TIKHONOV     | 1  | 0 | 0 | 0  | 0   | 2   | 0  | 0  |
|                          |    |   |   |    |     |     |    |    | DALE WEISE          | 1  | 0 | 0 | 0  | 0   | 0   | 0  | 0  |

## GOALTENDING RECORD:

| FLYERS             | GP       | MIN        | GA       | AVG         | EN       | SO       | W        | L        | OT       | SHOTS     | SAVE %      |
|--------------------|----------|------------|----------|-------------|----------|----------|----------|----------|----------|-----------|-------------|
| MICHAL NEUVIRTH    | 2        | 120        | 2        | 1.00        | 0        | 1        | 2        | 0        | 0        | 56        | .964        |
| <b>TEAM TOTALS</b> | <b>2</b> | <b>120</b> | <b>2</b> | <b>1.00</b> | <b>0</b> | <b>1</b> | <b>2</b> | <b>0</b> | <b>0</b> | <b>56</b> | <b>.964</b> |
| CHICAGO            | GP       | MIN        | GA       | AVG         | EN       | SO       | W        | L        | OT       | SHOTS     | SAVE%       |
| COREY CRAWFORD     | 1        | 60         | 3        | 3.00        | 0        | 0        | 0        | 1        | 0        | 29        | .897        |
| SCOTT DARLING      | 1        | 58         | 3        | 3.11        | 0        | 0        | 0        | 1        | 0        | 29        | .897        |
| <b>TEAM TOTALS</b> | <b>1</b> | <b>118</b> | <b>6</b> | <b>3.05</b> | <b>0</b> | <b>0</b> | <b>0</b> | <b>2</b> | <b>0</b> | <b>58</b> | <b>.897</b> |

### POWER PLAY:

|               |   |            |          |              |                |   |            |          |              |
|---------------|---|------------|----------|--------------|----------------|---|------------|----------|--------------|
| <b>FLYERS</b> | 2 | <b>FOR</b> | <b>8</b> | <b>25.0%</b> | <b>CHICAGO</b> | 0 | <b>FOR</b> | <b>8</b> | <b>0.00%</b> |
| HOME          | 1 | FOR        | 6        | 16.7%        | HOME           | 0 | FOR        | 3        | 0.00%        |
| AWAY          | 1 | FOR        | 2        | 50.0%        | AWAY           | 0 | FOR        | 5        | 0.00%        |

### PENALTY KILLING

|               |   |            |          |               |                |   |            |          |              |
|---------------|---|------------|----------|---------------|----------------|---|------------|----------|--------------|
| <b>FLYERS</b> | 8 | <b>FOR</b> | <b>8</b> | <b>100.0%</b> | <b>CHICAGO</b> | 6 | <b>FOR</b> | <b>8</b> | <b>75.0%</b> |
| HOME          | 5 | FOR        | 5        | 100.0%        | HOME           | 1 | FOR        | 2        | 50.0%        |
| AWAY          | 3 | FOR        | 3        | 100.0%        | AWAY           | 5 | FOR        | 6        | 83.3%        |



# vs. COLORADO AVALANCHE

| - 2015-16 RESULTS - |          |          |
|---------------------|----------|----------|
| W                   | L        | OTL      |
| <b>1</b>            | <b>1</b> | <b>0</b> |

|             |                 |                               |                           |                        |                     |
|-------------|-----------------|-------------------------------|---------------------------|------------------------|---------------------|
| <b>DATE</b> | <b>GAME NO.</b> | <b>COLORADO 4 AT FLYERS 0</b> | <b>FLYERS GOALSCORERS</b> | <b>GOALTENDERS</b>     | <b>WINNING GOAL</b> |
| 11-10-15    | 15              | FLYERS 4 AT COLORADO 2        | 78,3,28,25                | NEUVIRTH(L)/BERRA(W)   | IGINLA              |
| 3-24-16     | 73              |                               |                           | MASON (W)/VARLAMOV (L) | GIROUX              |

|                 | GP | W | L | OT | PTS | GF | GA | SO | PPG | SHG | PIM |
|-----------------|----|---|---|----|-----|----|----|----|-----|-----|-----|
| <b>FLYERS</b>   | 2  | 1 | 1 | 0  | 2   | 4  | 6  | 0  | 0   | 0   | 8   |
| <b>COLORADO</b> | 2  | 1 | 1 | 0  | 2   | 6  | 4  | 1  | 1   | 0   | 8   |

| <b>GOALS BY PERIOD:</b> | 1ST | 2ND | 3RD | OT | TOTAL | <b>SHOTS BY PERIOD:</b> | 1ST | 2ND | 3RD | OT | TOTAL |
|-------------------------|-----|-----|-----|----|-------|-------------------------|-----|-----|-----|----|-------|
| <b>FLYERS</b>           | 0   | 1   | 3   | 0  | 4     | <b>FLYERS</b>           | 14  | 26  | 30  | 0  | 70    |
| <b>COLORADO</b>         | 1   | 3   | 2   | 0  | 6     | <b>COLORADO</b>         | 30  | 24  | 20  | 0  | 74    |

## INDIVIDUAL SCORING:

| FLYERS                   | GP | G | A | TP | +/- | PIM | PP | SH | COLORADO            | GP | G | A | TP | +/- | PIM | PP | SH |
|--------------------------|----|---|---|----|-----|-----|----|----|---------------------|----|---|---|----|-----|-----|----|----|
| RADKO GUDAS              | 2  | 1 | 1 | 2  | 2   | 2   | 0  | 0  | MATT DUCHENE        | 1  | 2 | 1 | 3  | 2   | 0   | 0  | 0  |
| PIERRE-EDOUARD BELLEMARE | 1  | 1 | 1 | 2  | 1   | 0   | 0  | 0  | NICK HOLDEN         | 2  | 1 | 2 | 3  | 3   | 0   | 0  | 0  |
| CLAUDE GIROUX            | 2  | 1 | 0 | 1  | 0   | 0   | 0  | 0  | CARL SODERBERG      | 2  | 0 | 2 | 2  | 0   | 0   | 0  | 0  |
| RYAN WHITE               | 2  | 1 | 0 | 1  | 0   | 0   | 0  | 0  | JAROME IGINLA       | 2  | 1 | 0 | 1  | 1   | 0   | 0  | 0  |
| SEAN COUTURIER           | 2  | 0 | 1 | 1  | 0   | 2   | 0  | 0  | CODY MCLEOD         | 2  | 1 | 0 | 1  | 0   | 0   | 0  | 1  |
| BRAYDEN SCHENN           | 2  | 0 | 1 | 1  | 1   | 0   | 0  | 0  | JOHN MITCHELL       | 1  | 1 | 0 | 1  | 0   | 2   | 0  | 0  |
| WAYNE SIMMONDS           | 2  | 0 | 1 | 1  | 0   | 0   | 0  | 0  | TYSON BARRIE        | 2  | 0 | 1 | 1  | 3   | 0   | 0  | 0  |
| JAKUB VORACEK            | 2  | 0 | 1 | 1  | 0   | 2   | 0  | 0  | FRANCOIS BEAUCHEMIN | 2  | 0 | 1 | 1  | 0   | 2   | 0  | 0  |
| SHAYNE GOSTISBEHERE      | 1  | 0 | 1 | 1  | 0   | 0   | 0  | 0  | MIKHAIL GRIGORENKO  | 2  | 0 | 1 | 1  | 0   | 0   | 0  | 0  |
| ANDREW MACDONALD         | 1  | 0 | 1 | 1  | 1   | 0   | 0  | 0  | GABRIEL LANDESKOG   | 2  | 0 | 1 | 1  | 0   | 0   | 0  | 0  |
| SAM GAGNER               | 2  | 0 | 0 | 0  | 0   | 0   | 0  | 0  | ANDREAS MARTINSEN   | 2  | 0 | 1 | 1  | 0   | 2   | 0  | 0  |
| BRANDON MANNING          | 2  | 0 | 0 | 0  | 1   | 0   | 0  | 0  | MIKKEL BOEDKER      | 1  | 0 | 1 | 1  | 0   | 0   | 0  | 0  |
| MICHAEL RAFFL            | 2  | 0 | 0 | 0  | 0   | 0   | 0  | 0  | NATHAN MACKINNON    | 1  | 0 | 1 | 1  | 2   | 0   | 0  | 0  |
| MATT READ                | 2  | 0 | 0 | 0  | -3  | 0   | 0  | 0  | BLAKE COMEAU        | 2  | 0 | 0 | 0  | 1   | 2   | 0  | 0  |
| NICK SCHULTZ             | 2  | 0 | 0 | 0  | 0   | 0   | 0  | 0  | ERIK JOHNSON        | 2  | 0 | 0 | 0  | -2  | 0   | 0  | 0  |
| MARK STREIT              | 2  | 0 | 0 | 0  | -2  | 2   | 0  | 0  | JACK SKILLE         | 2  | 0 | 0 | 0  | 0   | 0   | 0  | 0  |
| CHRIS VANDEVELDE         | 2  | 0 | 0 | 0  | 1   | 0   | 0  | 0  | CHRIS BIGRAS        | 1  | 0 | 0 | 0  | 0   | 0   | 0  | 0  |
| NICK COUSINS             | 1  | 0 | 0 | 0  | 0   | 0   | 0  | 0  | DENNIS EVERBERG     | 1  | 0 | 0 | 0  | 0   | 0   | 0  | 0  |
| MICHAEL DEL ZOTTO        | 1  | 0 | 0 | 0  | 0   | 0   | 0  | 0  | BRANDON GORMLEY     | 1  | 0 | 0 | 0  | 0   | 0   | 0  | 0  |
| SCOTT LAUGHTON           | 1  | 0 | 0 | 0  | 0   | 0   | 0  | 0  | SHAWN MATTHIAS      | 1  | 0 | 0 | 0  | 0   | 0   | 0  | 0  |
| VINCENT LECALVALIER      | 1  | 0 | 0 | 0  | 0   | 0   | 0  | 0  | MIKKO RANTANEN      | 1  | 0 | 0 | 0  | 0   | 0   | 0  | 0  |
| LUKE SCHENN              | 1  | 0 | 0 | 0  | -2  | 0   | 0  | 0  | ZACH REDMOND        | 1  | 0 | 0 | 0  | 0   | 0   | 0  | 0  |
|                          |    |   |   |    |     |     |    |    | BEN STREET          | 1  | 0 | 0 | 0  | 0   | 0   | 0  | 0  |
|                          |    |   |   |    |     |     |    |    | BRAD STUART         | 1  | 0 | 0 | 0  | 0   | 0   | 0  | 0  |

## GOALTENDING RECORD:

| FLYERS             | GP       | MIN        | GA       | AVG         | EN       | SO       | W        | L        | OT       | SHOTS     | SAVE %      |
|--------------------|----------|------------|----------|-------------|----------|----------|----------|----------|----------|-----------|-------------|
| STEVE MASON        | 1        | 60         | 2        | 2.00        | 0        | 0        | 1        | 0        | 0        | 34        | .941        |
| MICHAL NEUVIRTH    | 1        | 60         | 4        | 4.00        | 0        | 0        | 0        | 1        | 0        | 40        | .900        |
| <b>TEAM TOTALS</b> | <b>2</b> | <b>120</b> | <b>6</b> | <b>3.00</b> | <b>0</b> | <b>0</b> | <b>1</b> | <b>1</b> | <b>0</b> | <b>74</b> | <b>.920</b> |

| COLORADO           | GP       | MIN        | GA       | AVG         | EN       | SO       | W        | L        | OT       | SHOTS     | SAVE %      |
|--------------------|----------|------------|----------|-------------|----------|----------|----------|----------|----------|-----------|-------------|
| RETO BERRA         | 1        | 60         | 0        | 0.00        | 0        | 1        | 1        | 0        | 0        | 25        | 1.000       |
| SEMYON VARLAMOV    | 1        | 58         | 3        | 3.11        | 0        | 0        | 0        | 1        | 0        | 44        | .932        |
| <b>TEAM TOTALS</b> | <b>2</b> | <b>118</b> | <b>3</b> | <b>1.52</b> | <b>0</b> | <b>1</b> | <b>1</b> | <b>1</b> | <b>0</b> | <b>69</b> | <b>.957</b> |

### POWER PLAY:

| FLYERS | 0 | FOR | 3 | 0.00% | COLORADO | 1 | FOR | 3 | 33.3% |
|--------|---|-----|---|-------|----------|---|-----|---|-------|
| HOME   | 0 | FOR | 1 | 0.00% | HOME     | 0 | FOR | 1 | 0.00% |
| AWAY   | 0 | FOR | 2 | 0.00% | AWAY     | 1 | FOR | 2 | 50.0% |

### PENALTY KILLING

| FLYERS | 2 | FOR | 3 | 66.7%  | COLORADO | 3 | FOR | 3 | 100.0% |
|--------|---|-----|---|--------|----------|---|-----|---|--------|
| HOME   | 1 | FOR | 2 | 50.0%  | HOME     | 2 | FOR | 2 | 100.0% |
| AWAY   | 1 | FOR | 1 | 100.0% | AWAY     | 1 | FOR | 1 | 100.0% |



# Vs. COLUMBUS BLUE JACKETS

| - 2015-16 RESULTS - |          |          |
|---------------------|----------|----------|
| W                   | L        | OTL      |
| <b>1</b>            | <b>1</b> | <b>2</b> |

| DATE     | GAME NO. | OPPONENT                    | FLYERS GOALSCORERS | GOALTENDERS               | WINNING GOAL |
|----------|----------|-----------------------------|--------------------|---------------------------|--------------|
| 12-5-15  | 27       | COLUMBUS 4 AT FLYERS 1      | 12                 | MASON (L)/ BOBROVSKY (W)  | JOHNSON      |
| 12-19-15 | 33       | FLYERS 2 AT COLUMBUS 3 (SO) | 21,93              | MASON (L) / KORPISALO (W) | DUBINSKY     |
| 3-5-16   | 64       | COLUMBUS 0 AT FLYERS 6      | 12,3,89,28,52,3    | MASON (W)/ MCELHINNEY (L) | RAFFL        |
| 3-22-16  | 72       | FLYERS 2 AT COLUMBUS 3 (SO) | 28,25P             | MASON (L)/ BOBROVSKY (W)  | JENNER       |

|                 | GP | W | L | OT | PTS | GF | GA | SO | PPG | SHG | PIM |
|-----------------|----|---|---|----|-----|----|----|----|-----|-----|-----|
| <b>FLYERS</b>   | 4  | 1 | 3 | 2  | 4   | 11 | 10 | 1  | 1   | 0   | 72  |
| <b>COLUMBUS</b> | 4  | 3 | 1 | 0  | 6   | 10 | 11 | 0  | 2   | 0   | 69  |

| GOALS BY PERIOD: | 1ST | 2ND | 3RD | OT | TOTAL | SHOTS BY PERIOD: | 1ST | 2ND | 3RD | OT | TOTAL |
|------------------|-----|-----|-----|----|-------|------------------|-----|-----|-----|----|-------|
| <b>FLYERS</b>    | 3   | 3   | 5   | 0  | 11    | <b>FLYERS</b>    | 38  | 42  | 44  | 5  | 129   |
| <b>COLUMBUS</b>  | 3   | 3   | 2   | 0  | 8     | <b>COLUMBUS</b>  | 50  | 48  | 34  | 11 | 143   |

## INDIVIDUAL SCORING:

| FLYERS                   | GP | G | A | TP | +/- | PIM | PP | SH | COLUMBUS           | GP | G | A | TP | +/- | PIM | PP | SH |
|--------------------------|----|---|---|----|-----|-----|----|----|--------------------|----|---|---|----|-----|-----|----|----|
| RADKO GUDAS              | 3  | 2 | 2 | 4  | 1   | 6   | 0  | 0  | SCOTT HARTNELL     | 4  | 1 | 4 | 5  | -3  | 2   | 1  | 0  |
| BRAYDEN SCHENN           | 4  | 0 | 4 | 4  | 0   | 5   | 0  | 0  | NICK FOLIGNO       | 3  | 2 | 2 | 4  | 0   | 4   | 0  | 0  |
| MICHAEL RAFFL            | 4  | 2 | 1 | 3  | 4   | 2   | 0  | 0  | BRANDON SAAD       | 3  | 1 | 1 | 2  | 1   | 0   | 0  | 0  |
| SEAN COUTURIER           | 4  | 0 | 3 | 3  | 2   | 2   | 0  | 0  | BRANDON DUBINSKY   | 4  | 0 | 2 | 2  | -2  | 7   | 0  | 0  |
| CLAUDE GIROUX            | 4  | 2 | 0 | 2  | 0   | 2   | 0  | 0  | ALEXANDER WENNBERG | 4  | 0 | 2 | 2  | -2  | 0   | 0  | 0  |
| SHAYNE GOSTISBEHERE      | 4  | 0 | 2 | 2  | 3   | 2   | 0  | 0  | CAM ATKINSON       | 4  | 1 | 0 | 1  | 0   | 2   | 0  | 0  |
| MATT READ                | 4  | 0 | 2 | 2  | 2   | 2   | 0  | 0  | BOONE JENNER       | 4  | 1 | 0 | 1  | 1   | 2   | 0  | 1  |
| NICK SCHULTZ             | 4  | 0 | 2 | 2  | 1   | 8   | 0  | 0  | RYAN MURRAY        | 4  | 1 | 0 | 1  | -3  | 2   | 1  | 0  |
| BRANDON MANNING          | 3  | 0 | 2 | 2  | 4   | 14  | 0  | 0  | JACK JOHNSON       | 1  | 1 | 0 | 1  | 1   | 0   | 0  | 0  |
| SCOTT LAUGHTON           | 4  | 1 | 0 | 1  | 0   | 2   | 0  | 0  | SETH JONES         | 2  | 0 | 1 | 1  | -2  | 2   | 0  | 0  |
| RYAN WHITE               | 4  | 1 | 0 | 1  | 0   | 2   | 1  | 0  | KEVIN CONNAUTON    | 1  | 0 | 1 | 1  | 1   | 0   | 0  | 0  |
| JAKUB VORACEK            | 3  | 1 | 0 | 1  | 1   | 0   | 0  | 0  | MATT CALVERT       | 4  | 0 | 0 | 0  | -2  | 2   | 0  | 0  |
| NICK COUSINS             | 2  | 1 | 0 | 1  | 1   | 0   | 0  | 0  | GREGORY CAMPBELL   | 4  | 0 | 0 | 0  | 0   | 2   | 0  | 0  |
| SAM GAGNER               | 2  | 1 | 0 | 1  | 3   | 0   | 0  | 0  | WILLIAM KARLSSON   | 4  | 0 | 0 | 0  | 0   | 0   | 0  | 0  |
| WAYNE SIMMONDS           | 4  | 0 | 1 | 1  | 0   | 19  | 0  | 0  | DALTON PROUT       | 4  | 0 | 0 | 0  | -2  | 4   | 0  | 0  |
| CHRIS VANDEVELDE         | 3  | 0 | 1 | 1  | 0   | 0   | 0  | 0  | FEDOR TYUTIN       | 4  | 0 | 0 | 0  | -2  | 4   | 0  | 0  |
| ANDREW MACDONALD         | 2  | 0 | 1 | 1  | 1   | 0   | 0  | 0  | DAVID SAVARD       | 3  | 0 | 0 | 0  | 1   | 2   | 0  | 0  |
| PIERRE-EDOUARD BELLEMARE | 4  | 0 | 0 | 0  | 1   | 0   | 0  | 0  | ANDREW BODNARCHUK  | 2  | 0 | 0 | 0  | 0   | 0   | 0  | 0  |
| MICHAEL DEL ZOTTO        | 2  | 0 | 0 | 0  | -2  | 0   | 0  | 0  | JARED BOLL         | 2  | 0 | 0 | 0  | 0   | 17  | 0  | 0  |
| EVGENY MEDVEDEV          | 2  | 0 | 0 | 0  | 0   | 0   | 0  | 0  | MICHAEL CHAPUT     | 2  | 0 | 0 | 0  | 1   | 5   | 0  | 0  |
| LUKE SCHENN              | 2  | 0 | 0 | 0  | 0   | 2   | 0  | 0  | DAVID CLARKSON     | 2  | 0 | 0 | 0  | -2  | 10  | 0  | 0  |
| MARK STREIT              | 2  | 0 | 0 | 0  | 1   | 0   | 0  | 0  | CODY GOLOUBEUF     | 2  | 0 | 0 | 0  | 0   | 0   | 0  | 0  |
| R.J. UMBERGER            | 2  | 0 | 0 | 0  | 0   | 4   | 0  | 0  | RYAN JOHANSEN      | 2  | 0 | 0 | 0  | 0   | 2   | 0  | 0  |
|                          |    |   |   |    |     |     |    |    | OLIVER BJORKSTRAND | 1  | 0 | 0 | 0  | 1   | 0   | 0  | 0  |
|                          |    |   |   |    |     |     |    |    | RENE BOURQUE       | 1  | 0 | 0 | 0  | 0   | 0   | 0  | 0  |
|                          |    |   |   |    |     |     |    |    | JUSTIN FALK        | 1  | 0 | 0 | 0  | 0   | 0   | 0  | 0  |

## GOALTENDING RECORD:

| FLYERS             | GP       | MIN        | GA       | AVG         | EN       | SO       | W        | L        | OT       | SHOTS      | SAVE %      |
|--------------------|----------|------------|----------|-------------|----------|----------|----------|----------|----------|------------|-------------|
| STEVE MASON        | 4        | 250        | 8        | 1.92        | 0        | 1        | 1        | 1        | 2        | 143        | .944        |
| <b>TEAM TOTALS</b> | <b>4</b> | <b>250</b> | <b>8</b> | <b>1.92</b> | <b>0</b> | <b>1</b> | <b>1</b> | <b>1</b> | <b>2</b> | <b>143</b> | <b>.944</b> |

| COLUMBUS           | GP       | MIN        | GA        | AVG         | EN       | SO       | W        | L        | OT       | SHOTS      | SAVE %      |
|--------------------|----------|------------|-----------|-------------|----------|----------|----------|----------|----------|------------|-------------|
| SERGEI BOBROVSKY   | 2        | 123        | 3         | 1.46        | 0        | 0        | 2        | 0        | 0        | 61         | .951        |
| JOONAS KORPISALO   | 1        | 65         | 2         | 1.85        | 0        | 0        | 1        | 0        | 0        | 32         | .938        |
| CURTIS MCELHINNEY  | 1        | 60         | 6         | 6.00        | 0        | 0        | 0        | 1        | 0        | 36         | .833        |
| <b>TEAM TOTALS</b> | <b>4</b> | <b>248</b> | <b>11</b> | <b>2.66</b> | <b>0</b> | <b>0</b> | <b>3</b> | <b>1</b> | <b>0</b> | <b>129</b> | <b>.915</b> |

### POWER PLAY:

| FLYERS | 1 FOR | 13 | 7.7%  | COLUMBUS | 2 FOR | 15 | 13.3% |
|--------|-------|----|-------|----------|-------|----|-------|
| HOME   | 0 FOR | 6  | 0.00% | HOME     | 1 FOR | 10 | 10.0% |
| AWAY   | 1 FOR | 7  | 14.3% | AWAY     | 1 FOR | 5  | 20.0% |

### PENALTY KILLING

| FLYERS | 13 FOR | 15 | 86.7% | COLUMBUS | 12 FOR | 13 | 92.3%  |
|--------|--------|----|-------|----------|--------|----|--------|
| HOME   | 4 FOR  | 5  | 80.0% | HOME     | 6 FOR  | 7  | 85.7%  |
| AWAY   | 9 FOR  | 10 | 90.0% | AWAY     | 6 FOR  | 6  | 100.0% |



# vs. DALLAS STARS

| - 2015-16 RESULTS - |          |          |
|---------------------|----------|----------|
| W                   | L        | OTL      |
| <b>0</b>            | <b>2</b> | <b>0</b> |

| DATE     | GAME NO. | FLYERS GOALSCORERS   | GOALTENDERS                                  | WINNING GOAL |
|----------|----------|----------------------|--|--------------|
| 10-20-15 | 5        | DALLAS 2 AT FLYERS 1 | 14   | BENN         |
| 12-11-15 | 30       | FLYERS 1 AT DALLAS 3 | 53P  | ROUSSEL      |
|          |          |                      | MASON(L)/NIEMI(W)<br>NEUVIRTH (L)/ NIEMI (W) |              |

|        | GP | W | L | OT | PTS | GF | GA | SO | PPG | SHG | PIM |
|--------|----|---|---|----|-----|----|----|----|-----|-----|-----|
| FLYERS | 2  | 0 | 2 | 0  | 0   | 2  | 5  | 0  | 1   | 0   | 22  |
| DALLAS | 2  | 2 | 0 | 0  | 4   | 5  | 2  | 0  | 0   | 0   | 16  |

| GOALS BY PERIOD: | 1ST | 2ND | 3RD | OT | TOTAL | SHOTS BY PERIOD: | 1ST | 2ND | 3RD | OT | TOTAL |
|------------------|-----|-----|-----|----|-------|------------------|-----|-----|-----|----|-------|
| FLYERS           | 0   | 1   | 1   | 0  | 2     | FLYERS           | 16  | 19  | 20  | 0  | 55    |
| DALLAS           | 1   | 3   | 1   | 0  | 5     | DALLAS           | 32  | 28  | 16  | 0  | 76    |

## INDIVIDUAL SCORING:

| FLYERS                   | GP | G | A | TP | +/- | PIM | PP | SH | DALLAS            | GP | G | A | TP | +/- | PIM | PP | SH |
|--------------------------|----|---|---|----|-----|-----|----|----|-------------------|----|---|---|----|-----|-----|----|----|
| SEAN COUTURIER           | 2  | 1 | 0 | 1  | -3  | 0   | 0  | 0  | JAMIE BENN        | 2  | 2 | 1 | 3  | 2   | 2   | 0  | 0  |
| SHAYNE GOSTISBEHERE      | 1  | 1 | 0 | 1  | 0   | 0   | 1  | 0  | TYLER SEGUIN      | 2  | 1 | 2 | 3  | 2   | 0   | 0  | 0  |
| CLAUDE GIROUX            | 2  | 0 | 1 | 1  | 0   | 0   | 0  | 0  | MATTIAS JANMARK   | 2  | 1 | 0 | 1  | 1   | 0   | 0  | 0  |
| MATT READ                | 2  | 0 | 1 | 1  | -3  | 4   | 0  | 0  | ANTOINE ROUSSEL   | 2  | 1 | 0 | 1  | 1   | 6   | 0  | 0  |
| WAYNE SIMMONDS           | 2  | 0 | 1 | 1  | -4  | 6   | 0  | 0  | JASON DEMERS      | 2  | 0 | 1 | 1  | 2   | 0   | 0  | 0  |
| JAKUB VORACEK            | 2  | 0 | 1 | 1  | 0   | 0   | 0  | 0  | CODY EAKIN        | 2  | 0 | 1 | 1  | 2   | 2   | 0  | 0  |
| PIERRE-EDOUARD BELLEMARE | 2  | 0 | 0 | 0  | 0   | 0   | 0  | 0  | ALEX GOLIGOSKI    | 2  | 0 | 1 | 1  | 2   | 0   | 0  | 0  |
| MICHAEL DEL ZOTTO        | 2  | 0 | 0 | 0  | -3  | 2   | 0  | 0  | JOHN KLINGBERG    | 2  | 0 | 1 | 1  | 2   | 0   | 0  | 0  |
| RADKO GUDAS              | 2  | 0 | 0 | 0  | 0   | 0   | 0  | 0  | JOHNNY ODUYA      | 2  | 0 | 1 | 1  | 2   | 2   | 0  | 0  |
| SCOTT LAUGHTON           | 2  | 0 | 0 | 0  | 0   | 0   | 0  | 0  | JASON SPEZZA      | 2  | 0 | 1 | 1  | 1   | 2   | 0  | 0  |
| BRANDON MANNING          | 2  | 0 | 0 | 0  | -2  | 0   | 0  | 0  | JORDIE BENN       | 2  | 0 | 0 | 0  | 0   | 0   | 0  | 0  |
| EVGENY MEDVEDEV          | 2  | 0 | 0 | 0  | 0   | 0   | 0  | 0  | VERNON FIDDLER    | 2  | 0 | 0 | 0  | 0   | 0   | 0  | 0  |
| MICHAEL RAFFL            | 2  | 0 | 0 | 0  | 0   | 0   | 0  | 0  | ALES HEMSKY       | 2  | 0 | 0 | 0  | 0   | 0   | 0  | 0  |
| BRAYDEN SCHENN           | 2  | 0 | 0 | 0  | 0   | 2   | 0  | 0  | JYRKI JOKIPAKKA   | 2  | 0 | 0 | 0  | 0   | 0   | 0  | 0  |
| NICK SCHULTZ             | 2  | 0 | 0 | 0  | 0   | 2   | 0  | 0  | VALERI NICHUSHKIN | 2  | 0 | 0 | 0  | 0   | 0   | 0  | 0  |
| CHRIS VANDELVEDE         | 2  | 0 | 0 | 0  | 0   | 0   | 0  | 0  | COLTON SCEVIOUR   | 2  | 0 | 0 | 0  | 0   | 2   | 0  | 0  |
| RYAN WHITE               | 2  | 0 | 0 | 0  | 0   | 4   | 0  | 0  | PATRICK SHARP     | 2  | 0 | 0 | 0  | 2   | 0   | 0  | 0  |
| SAM GAGNER               | 1  | 0 | 0 | 0  | 0   | 2   | 0  | 0  | PATRICK EAVES     | 1  | 0 | 0 | 0  | 1   | 0   | 0  | 0  |
| MARK STREIT              | 1  | 0 | 0 | 0  | 0   | 0   | 0  | 0  | RADEK FAKSA       | 1  | 0 | 0 | 0  | 0   | 0   | 0  | 0  |
| R.J. UMBERGER            | 1  | 0 | 0 | 0  | 0   | 0   | 0  | 0  |                   |    |   |   |    |     |     |    |    |

## GOALTENDING RECORD:

| FLYERS             | GP       | MIN        | GA       | AVG         | EN       | SO       | W        | L        | OT       | SHOTS     | SAVE %      |
|--------------------|----------|------------|----------|-------------|----------|----------|----------|----------|----------|-----------|-------------|
| MICHAEL NEUVIRTH   | 1        | 59         | 2        | 2.04        | 1        | 0        | 0        | 1        | 0        | 43        | .953        |
| STEVE MASON        | 1        | 59         | 2        | 2.03        | 0        | 0        | 0        | 1        | 0        | 32        | .938        |
| <b>TEAM TOTALS</b> | <b>2</b> | <b>118</b> | <b>4</b> | <b>2.03</b> | <b>1</b> | <b>0</b> | <b>0</b> | <b>2</b> | <b>0</b> | <b>75</b> | <b>.947</b> |

| DALLAS             | GP       | MIN        | GA       | AVG         | EN       | SO       | W        | L        | OT       | SHOTS     | SAVE %      |
|--------------------|----------|------------|----------|-------------|----------|----------|----------|----------|----------|-----------|-------------|
| ANTTI NIEMI        | 2        | 120        | 2        | 1.00        | 0        | 0        | 2        | 0        | 0        | 55        | .964        |
| <b>TEAM TOTALS</b> | <b>2</b> | <b>120</b> | <b>2</b> | <b>1.00</b> | <b>0</b> | <b>0</b> | <b>2</b> | <b>0</b> | <b>0</b> | <b>55</b> | <b>.964</b> |

### POWER PLAY:

|        |   |     |   |       |        |   |     |   |       |
|--------|---|-----|---|-------|--------|---|-----|---|-------|
| FLYERS | 1 | FOR | 6 | 16.7% | DALLAS | 0 | FOR | 8 | 0.0%  |
| HOME   | 0 | FOR | 4 | 0.00% | HOME   | 0 | FOR | 6 | 0.00% |
| AWAY   | 1 | FOR | 2 | 50.0% | AWAY   | 0 | FOR | 2 | 0.00% |

### PENALTY KILLING

|        |   |     |   |        |        |   |     |   |        |
|--------|---|-----|---|--------|--------|---|-----|---|--------|
| FLYERS | 8 | FOR | 8 | 100.0% | DALLAS | 5 | FOR | 6 | 83.3%  |
| HOME   | 2 | FOR | 2 | 100.0% | HOME   | 1 | FOR | 2 | 50.0%  |
| AWAY   | 6 | FOR | 6 | 100.0% | AWAY   | 4 | FOR | 4 | 100.0% |



# vs. DETROIT RED WINGS

| - 2015-16 RESULTS - |          |          |
|---------------------|----------|----------|
| W                   | L        | OTL      |
| <b>2</b>            | <b>1</b> | <b>0</b> |

| DATE    | GAME NO. | FLYERS                    | FLYERS GOALSCORERS | GOALTENDERS              | WINNING GOAL |
|---------|----------|---------------------------|--------------------|--------------------------|--------------|
| 1-17-16 | 43       | FLYERS 2 AT DETROIT 1(SO) | 28                 | NEUVIRTH (W)/ MRAZEK (L) | VORACEK      |
| 3-15-16 | 68       | DETROIT 3 AT FLYERS 4     | 12,17,12,53        | MASON (W)/ MRAZEK (L)    | GOSTISBEHERE |
| 4-6-16  | 79       | FLYERS 0 AT DETROIT 3     |                    | MASON (L)/ HOWARD (W)    | HELM         |

|         | GP | W | L | OT | PTS | GF | GA | SO | PPG | SHG | PIM |
|---------|----|---|---|----|-----|----|----|----|-----|-----|-----|
| FLYERS  | 3  | 2 | 1 | 0  | 4   | 6  | 7  | 0  | 0   | 0   | 0   |
| DETROIT | 3  | 1 | 1 | 1  | 3   | 7  | 6  | 0  | 0   | 1   | 0   |

| GOALS BY PERIOD: | 1ST | 2ND | 3RD | OT | TOTAL | SHOTS BY PERIOD: | 1ST | 2ND | 3RD | OT | TOTAL |
|------------------|-----|-----|-----|----|-------|------------------|-----|-----|-----|----|-------|
| FLYERS           | 2   | 2   | 1   | 0  | 5     | FLYERS           | 40  | 31  | 35  | 1  | 107   |
| DETROIT          | 1   | 4   | 2   | 0  | 7     | DETROIT          | 22  | 36  | 32  | 3  | 93    |

## INDIVIDUAL SCORING:

| FLYERS                   | GP | G | A | TP | +/- | PIM | PP | SH | DETROIT            | GP | G | A | TP | +/- | PIM | PP | SH |
|--------------------------|----|---|---|----|-----|-----|----|----|--------------------|----|---|---|----|-----|-----|----|----|
| MICHAEL RAFFL            | 3  | 2 | 0 | 2  | 1   | 4   | 0  | 0  | PAVEL DATSYUK      | 3  | 1 | 2 | 3  | 3   | 2   | 0  | 0  |
| CLAUDE GIROUX            | 3  | 1 | 1 | 2  | -2  | 4   | 0  | 0  | ANDREAS ATHANASIOU | 2  | 2 | 0 | 2  | 2   | 0   | 0  | 1  |
| WAYNE SIMMONDS           | 3  | 1 | 1 | 2  | -2  | 6   | 0  | 0  | TOMAS TATAR        | 3  | 1 | 1 | 2  | 2   | 0   | 0  | 0  |
| SHAYNE GOSTISBEHERE      | 3  | 1 | 0 | 1  | 0   | 0   | 0  | 0  | KYLE QUINCEY       | 3  | 1 | 0 | 1  | 1   | 2   | 0  | 0  |
| MARK STREIT              | 3  | 0 | 1 | 1  | 0   | 0   | 0  | 0  | DARREN HELM        | 3  | 1 | 0 | 1  | 1   | 0   | 0  | 0  |
| BRAYDEN SCHENN           | 3  | 0 | 1 | 1  | -5  | 2   | 0  | 0  | NIKLAS KRONWALL    | 2  | 1 | 0 | 1  | 1   | 2   | 0  | 0  |
| NICK SCHULTZ             | 3  | 0 | 1 | 1  | 1   | 0   | 0  | 0  | MIKE GREEN         | 3  | 0 | 1 | 1  | 2   | 2   | 0  | 0  |
| PIERRE-EDOUARD BELLEMARE | 3  | 0 | 1 | 1  | 1   | 0   | 0  | 0  | JONATHAN ERICSSON  | 3  | 0 | 1 | 1  | 0   | 0   | 0  | 0  |
| CHRIS VANDEVELDE         | 3  | 0 | 1 | 1  | 1   | 0   | 0  | 0  | GUSTAV NYQUIST     | 3  | 0 | 1 | 1  | 1   | 2   | 0  | 0  |
| JAKUB VORACEK            | 2  | 0 | 1 | 1  | -1  | 2   | 0  | 0  | RILEY SHEAHAN      | 3  | 0 | 1 | 1  | 1   | 0   | 0  | 0  |
| SEAN COUTURIER           | 3  | 0 | 0 | 0  | 0   | 0   | 0  | 0  | DANNY DEKEYSER     | 3  | 0 | 0 | 0  | 0   | 8   | 0  | 0  |
| RADKO GUDAS              | 3  | 0 | 0 | 0  | -3  | 4   | 0  | 0  | JUSTIN ABDELKADER  | 3  | 0 | 0 | 0  | 0   | 8   | 0  | 0  |
| MATT READ                | 3  | 0 | 0 | 0  | -1  | 0   | 0  | 0  | HENRIK ZETTERBERG  | 3  | 0 | 0 | 0  | 0   | 0   | 0  | 0  |
| RYAN WHITE               | 3  | 0 | 0 | 0  | 1   | 10  | 0  | 0  | DYLAN LARKIN       | 3  | 0 | 0 | 0  | -2  | 0   | 0  | 0  |
| ANDREW MACDONALD         | 2  | 0 | 0 | 0  | 1   | 0   | 0  | 0  | BRAD RICHARDS      | 3  | 0 | 0 | 0  | 0   | 2   | 0  | 0  |
| BRANDON MANNING          | 2  | 0 | 0 | 0  | -2  | 0   | 0  | 0  | LUKE GLENDENING    | 3  | 0 | 0 | 0  | -1  | 0   | 0  | 0  |
| SAM GAGNER               | 2  | 0 | 0 | 0  | 1   | 0   | 0  | 0  | BRENDAN SMITH      | 2  | 0 | 0 | 0  | -1  | 6   | 0  | 0  |
| SCOTT LAUGHTON           | 2  | 0 | 0 | 0  | -1  | 2   | 0  | 0  | ALEXEY MARCHENKO   | 2  | 0 | 0 | 0  | -1  | 2   | 0  | 0  |
| NICK COUSINS             | 2  | 0 | 0 | 0  | -1  | 0   | 0  | 0  | TOMAS JURCO        | 2  | 0 | 0 | 0  | 0   | 2   | 0  | 0  |
| MICHAEL DEL ZOTTO        | 1  | 0 | 0 | 0  | -1  | 0   | 0  | 0  | ANTHONY MANTHA     | 1  | 0 | 0 | 0  | 0   | 0   | 0  | 0  |
| EVGENY MEDVEDEV          | 1  | 0 | 0 | 0  | 1   | 2   | 0  | 0  | TEEMU PULKKINEN    | 1  | 0 | 0 | 0  | 0   | 0   | 0  | 0  |
| R.J. UMBERGER            | 1  | 0 | 0 | 0  | 0   | 0   | 0  | 0  |                    |    |   |   |    |     |     |    |    |

## GOALTENDING RECORD:

| FLYERS             | GP       | MIN        | GA       | AVG         | EN       | SO       | W        | L        | OT       | SHOTS     | SAVE %      |
|--------------------|----------|------------|----------|-------------|----------|----------|----------|----------|----------|-----------|-------------|
| MICHAEL NEUVIRTH   | 1        | 65         | 1        | 0.92        | 0        | 0        | 1        | 0        | 0        | 30        | .967        |
| STEVE MASON        | 2        | 119        | 5        | 2.51        | 1        | 0        | 1        | 1        | 0        | 62        | .919        |
| <b>TEAM TOTALS</b> | <b>3</b> | <b>184</b> | <b>6</b> | <b>1.95</b> | <b>1</b> | <b>0</b> | <b>2</b> | <b>1</b> | <b>0</b> | <b>92</b> | <b>.935</b> |

| DETROIT            | GP       | MIN        | GA       | AVG         | EN       | SO       | W        | L        | OT       | SHOTS      | SAVE %      |
|--------------------|----------|------------|----------|-------------|----------|----------|----------|----------|----------|------------|-------------|
| JIMMY HOWARD       | 1        | 60         | 0        | 0.00        | 0        | 1        | 1        | 0        | 0        | 30         | 1.000       |
| PETR MRAZEK        | 2        | 124        | 5        | 2.42        | 0        | 0        | 0        | 1        | 1        | 77         | .935        |
| <b>TEAM TOTALS</b> | <b>3</b> | <b>184</b> | <b>5</b> | <b>1.63</b> | <b>0</b> | <b>1</b> | <b>1</b> | <b>1</b> | <b>1</b> | <b>107</b> | <b>.953</b> |

### POWER PLAY:

| FLYERS | 0 | FOR | 15 | 0.0%  | DETROIT | 0 | FOR | 10 | 0.0%  |
|--------|---|-----|----|-------|---------|---|-----|----|-------|
| HOME   | 0 | FOR | 6  | 0.00% | HOME    | 0 | FOR | 8  | 0.00% |
| AWAY   | 0 | FOR | 9  | 0.00% | AWAY    | 0 | FOR | 2  | 0.00% |

### PENALTY KILLING

| FLYERS | 10 | FOR | 10 | 100.0% | DETROIT | 15 | FOR | 15 | 100.0% |
|--------|----|-----|----|--------|---------|----|-----|----|--------|
| HOME   | 2  | FOR | 2  | 100.0% | HOME    | 6  | FOR | 6  | 100.0% |
| AWAY   | 8  | FOR | 8  | 100.0% | AWAY    | 9  | FOR | 9  | 100.0% |





# vs. EDMONTON OILERS

| - 2015-16 RESULTS - |          |          |
|---------------------|----------|----------|
| W                   | L        | OTL      |
| <b>0</b>            | <b>2</b> | <b>0</b> |

| DATE    | GAME NO. | FLYERS 2 AT OILERS 4<br>OILERS 4 AT FLYERS 0 | FLYERS GOALSCORERS<br>21,25 | GOALTENDERS<br>NEUVIRTH(L)/NILSSON(W)<br>NEUVIRTH (L)/ TALBOT (W) | WINNING GOAL<br>HALL<br>YAKUPOV |
|---------|----------|--|-----------------------------|---|---------------------------------|
| 11-3-15 | 12       |  |                             |   |                                 |
| 3-3-16  | 63       |  |                             |   |                                 |

|          | GP | W | L | OT | PTS | GF | GA | SO | PPG | SHG | PIM |
|----------|----|---|---|----|-----|----|----|----|-----|-----|-----|
| FLYERS   | 2  | 0 | 2 | 0  | 0   | 2  | 8  | 0  | 0   | 0   | 26  |
| EDMONTON | 2  | 2 | 0 | 0  | 4   | 8  | 2  | 1  | 1   | 1   | 34  |

| GOALS BY PERIOD: | 1ST | 2ND | 3RD | OT | TOTAL | SHOTS BY PERIOD: | 1ST | 2ND | 3RD | OT | TOTAL |
|------------------|-----|-----|-----|----|-------|------------------|-----|-----|-----|----|-------|
| FLYERS           | 0   | 2   | 0   | 0  | 2     | FLYERS           | 8   | 29  | 20  | 0  | 57    |
| EDMONTON         | 2   | 2   | 4   | 0  | 8     | EDMONTON         | 33  | 26  | 21  | 0  | 80    |

## INDIVIDUAL SCORING:

| FLYERS                   | GP | G | A | TP | +/- | PIM | PP | SH | EDMONTON            | GP | G | A | TP | +/- | PIM | PP | SH |
|--------------------------|----|---|---|----|-----|-----|----|----|---------------------|----|---|---|----|-----|-----|----|----|
| SCOTT LAUGHTON           | 2  | 1 | 0 | 1  | 0   | 0   | 0  | 0  | TAYLOR HALL         | 2  | 2 | 2 | 4  | 4   | 2   | 0  | 0  |
| RYAN WHITE               | 2  | 1 | 0 | 1  | 0   | 0   | 0  | 0  | RYAN NUGENT-HOPKINS | 1  | 2 | 0 | 2  | 2   | 0   | 1  | 0  |
| RADKO GUDAS              | 2  | 0 | 1 | 1  | 0   | 14  | 0  | 0  | LEON DRAISAITL      | 2  | 0 | 2 | 2  | 3   | 2   | 0  | 0  |
| MATT READ                | 2  | 0 | 1 | 1  | 0   | 0   | 0  | 0  | MATT HENDRICKS      | 2  | 1 | 0 | 1  | 1   | 0   | 0  | 0  |
| WAYNE SIMMONDS           | 2  | 0 | 1 | 1  | -4  | 4   | 0  | 0  | NAIL YAKUPOV        | 2  | 1 | 0 | 1  | 0   | 0   | 0  | 0  |
| SAM GAGNER               | 2  | 0 | 0 | 0  | -2  | 0   | 0  | 0  | LAURI KORPIKOSKI    | 1  | 1 | 0 | 1  | 1   | 0   | 0  | 1  |
| CLAUDE GIROUX            | 2  | 0 | 0 | 0  | -4  | 0   | 0  | 0  | PATRICK MAROON      | 1  | 1 | 0 | 1  | 2   | 2   | 0  | 0  |
| MICHAEL RAFFL            | 2  | 0 | 0 | 0  | 0   | 0   | 0  | 0  | BRANDON DAVIDSON    | 2  | 0 | 1 | 1  | 4   | 0   | 0  | 0  |
| BRAYDEN SCHENN           | 2  | 0 | 0 | 0  | -4  | 0   | 0  | 0  | MARK LETESTU        | 2  | 0 | 1 | 1  | 2   | 0   | 0  | 0  |
| NICK SCHULTZ             | 2  | 0 | 0 | 0  | 0   | 2   | 0  | 0  | CONNOR MCDAVID      | 2  | 0 | 1 | 1  | 0   | 0   | 0  | 0  |
| MARK STREIT              | 2  | 0 | 0 | 0  | -3  | 0   | 0  | 0  | ANDREJ SEKERA       | 2  | 0 | 1 | 1  | 1   | 0   | 0  | 0  |
| CHRIS VANDEVELDE         | 2  | 0 | 0 | 0  | 1   | 0   | 0  | 0  | JORDAN EBERLE       | 1  | 0 | 1 | 1  | 1   | 0   | 0  | 0  |
| PIERRE-EDOUARD BELLEMARE | 1  | 0 | 0 | 0  | 0   | 0   | 0  | 0  | ERIC GRUBA          | 1  | 0 | 1 | 1  | 0   | 0   | 0  | 0  |
| NICK COUSINS             | 1  | 0 | 0 | 0  | 0   | 0   | 0  | 0  | ADAM PARDY          | 1  | 0 | 1 | 1  | 3   | 2   | 0  | 0  |
| SEAN COUTURIER           | 1  | 0 | 0 | 0  | 0   | 0   | 0  | 0  | ANTON LANDER        | 2  | 0 | 0 | 0  | 0   | 2   | 0  | 0  |
| MICHAEL DEL ZOTTO        | 1  | 0 | 0 | 0  | 0   | 2   | 0  | 0  | DARNELL NURSE       | 2  | 0 | 0 | 0  | 0   | 2   | 0  | 0  |
| SHAYNE GOSTISBEHERE      | 1  | 0 | 0 | 0  | -3  | 0   | 0  | 0  | ADAM CLENDENING     | 1  | 0 | 0 | 0  | 0   | 2   | 0  | 0  |
| VINCENT LECAVALIER       | 1  | 0 | 0 | 0  | 0   | 0   | 0  | 0  | ADAM CRACKNELL      | 1  | 0 | 0 | 0  | 0   | 0   | 0  | 0  |
| ANDREW MACDONALD         | 1  | 0 | 0 | 0  | -2  | 0   | 0  | 0  | MARK FAYNE          | 1  | 0 | 0 | 0  | 2   | 0   | 0  | 0  |
| BRANDON MANNING          | 1  | 0 | 0 | 0  | 1   | 4   | 0  | 0  | LUKE GAZDIC         | 1  | 0 | 0 | 0  | 0   | 0   | 0  | 0  |
| EVGENY MEDVEDEV          | 1  | 0 | 0 | 0  | 0   | 0   | 0  | 0  | ZACK KASSIAN        | 1  | 0 | 0 | 0  | 0   | 20  | 0  | 0  |
| LUKE SCHENN              | 1  | 0 | 0 | 0  | 0   | 0   | 0  | 0  | OSCAR KLEFBOM       | 1  | 0 | 0 | 0  | 2   | 0   | 0  | 0  |
| R.J. UMBERGER            | 1  | 0 | 0 | 0  | 1   | 0   | 0  | 0  | IIRO PAKARINEN      | 1  | 0 | 0 | 0  | 0   | 0   | 0  | 0  |
| JAKUB VORACEK            | 1  | 0 | 0 | 0  | OT  | 0   | 0  | 0  | BENOIT POULIOT      | 1  | 0 | 0 | 0  | 0   | 0   | 0  | 0  |
|                          |    |   |   |    |     |     |    |    | TEDDY PURCELL       | 1  | 0 | 0 | 0  | 1   | 0   | 0  | 0  |
|                          |    |   |   |    |     |     |    |    | GRIFFIN REINHART    | 1  | 0 | 0 | 0  | 0   | 0   | 0  | 0  |

## GOALTENDING RECORD:

| FLYERS             | GP       | MIN        | GA       | AVG         | EN       | SO       | W        | L        | OT       | SHOTS     | SAVE %      |
|--------------------|----------|------------|----------|-------------|----------|----------|----------|----------|----------|-----------|-------------|
| MICHAEL NEUVIRTH   | 2        | 118        | 7        | 3.55        | 1        | 0        | 0        | 2        | 0        | 79        | .911        |
| <b>TEAM TOTALS</b> | <b>2</b> | <b>118</b> | <b>7</b> | <b>3.55</b> | <b>1</b> | <b>0</b> | <b>0</b> | <b>2</b> | <b>0</b> | <b>79</b> | <b>.911</b> |
| EDMONTON           | GP       | MIN        | GA       | AVG         | EN       | SO       | W        | L        | OT       | SHOTS     | SAVE %      |
| CAM TALBOT         | 1        | 60         | 0        | 0.00        | 0        | 1        | 1        | 0        | 0        | 35        | 1.000       |
| ANDERS NILSSON     | 1        | 60         | 2        | 2.01        | 0        | 0        | 1        | 0        | 0        | 22        | .909        |
| <b>TEAM TOTALS</b> | <b>2</b> | <b>120</b> | <b>2</b> | <b>1.00</b> | <b>0</b> | <b>1</b> | <b>2</b> | <b>0</b> | <b>0</b> | <b>57</b> | <b>.965</b> |

## POWER PLAY:

|        |   |     |   |       |          |   |     |   |       |
|--------|---|-----|---|-------|----------|---|-----|---|-------|
| FLYERS | 0 | FOR | 9 | 0.00% | EDMONTON | 1 | FOR | 6 | 16.7% |
| HOME   | 0 | FOR | 7 | 0.00% | HOME     | 1 | FOR | 5 | 20.0% |
| AWAY   | 0 | FOR | 2 | 0.00% | AWAY     | 0 | FOR | 1 | 0.00% |

## PENALTY KILLING

|        |   |     |   |        |          |   |     |   |        |
|--------|---|-----|---|--------|----------|---|-----|---|--------|
| FLYERS | 5 | FOR | 6 | 83.3%  | EDMONTON | 9 | FOR | 9 | 100.0% |
| HOME   | 1 | FOR | 1 | 100.0% | HOME     | 2 | FOR | 2 | 100.0% |
| AWAY   | 4 | FOR | 5 | 80.0%  | AWAY     | 7 | FOR | 7 | 100.0% |



# vs. FLORIDA PANTHERS

| - 2015-16 RESULTS - |          |          |
|---------------------|----------|----------|
| W                   | L        | OTL      |
| <b>1</b>            | <b>1</b> | <b>1</b> |

| DATE     | GAME NO. | FLYERS                     | FLYERS GOALSCORERS | GOALTENDERS                  | WINNING GOAL |
|----------|----------|----------------------------|--------------------|------------------------------|--------------|
| 10-10-15 | 2        | FLYERS 1 AT FLORIDA 7      | 32P                | MASON, NEUVIRTH(L)/LUONGO(W) | BJUGSTAD     |
| 10-12-15 | 3        | FLORIDA 0 AT FLYERS 1      | 10                 | NEUVIRTH (W)/ LUONGO (L)     | B. SCHENN    |
| 3-12-16  | 67       | FLYERS 4 AT FLORIDA 5 (SO) | 52,25P,12,53       | MASON (L)/ LUONGO (W)        | BJUGSTAD     |

|                | GP | W | L | OT | PTS | GF | GA | SO | PPG | SHG | PIM |
|----------------|----|---|---|----|-----|----|----|----|-----|-----|-----|
| <b>FLYERS</b>  | 3  | 1 | 1 | 1  | 3   | 6  | 12 | 0  | 2   | 0   | 47  |
| <b>FLORIDA</b> | 3  | 2 | 1 | 0  | 4   | 12 | 6  | 1  | 4   | 0   | 37  |

| GOALS BY PERIOD: | 1ST | 2ND | 3RD | OT | TOTAL | SHOTS BY PERIOD: | 1ST | 2ND | 3RD | OT | TOTAL |
|------------------|-----|-----|-----|----|-------|------------------|-----|-----|-----|----|-------|
| <b>FLYERS</b>    | 2   | 2   | 2   | 0  | 6     | <b>FLYERS</b>    | 30  | 38  | 28  | 2  | 98    |
| <b>FLORIDA</b>   | 5   | 2   | 4   | 0  | 11    | <b>FLORIDA</b>   | 34  | 21  | 34  | 1  | 90    |

## INDIVIDUAL SCORING:

| FLYERS                   | GP | G | A | P | +/- | PIM | PP | SH | FLORIDA            | GP | G | A | P | +/- | PIM | PP | SH |
|--------------------------|----|---|---|---|-----|-----|----|----|--------------------|----|---|---|---|-----|-----|----|----|
| SAM GAGNER               | 2  | 0 | 3 | 3 | 2   | 0   | 0  | 0  | VINCENT TROCHECK   | 3  | 1 | 4 | 5 | 3   | 2   | 0  | 0  |
| MICHAEL RAFFL            | 3  | 1 | 1 | 2 | 0   | 8   | 0  | 0  | REILLY SMITH       | 3  | 4 | 0 | 4 | 2   | 0   | 2  | 0  |
| SEAN COUTURIER           | 3  | 0 | 2 | 2 | 1   | 2   | 0  | 1  | JAROMIR JAGR       | 3  | 2 | 2 | 4 | 2   | 0   | 0  | 0  |
| BRAYDON SCHENN           | 3  | 1 | 0 | 1 | 0   | 0   | 0  | 0  | ALEKSANDER BARKOV  | 3  | 1 | 2 | 3 | 0   | 2   | 1  | 0  |
| MARK STREIT              | 3  | 1 | 0 | 1 | 0   | 0   | 1  | 0  | JUSSI JOKINEN      | 3  | 1 | 2 | 3 | 3   | 0   | 0  | 0  |
| RYAN WHITE               | 3  | 1 | 0 | 1 | -2  | 7   | 1  | 0  | NICK BJUGSTAD      | 3  | 1 | 1 | 2 | 0   | 0   | 1  | 0  |
| NICK COUSINS             | 1  | 1 | 0 | 1 | 1   | 0   | 0  | 0  | JONATHAN HUBERDEAU | 3  | 1 | 1 | 2 | 1   | 0   | 0  | 0  |
| SHAYNE GOSTISBEHERE      | 1  | 1 | 0 | 1 | 1   | 0   | 0  | 0  | AARON EKBLAD       | 3  | 0 | 2 | 2 | 0   | 0   | 0  | 0  |
| CLAUDE GIROUX            | 3  | 0 | 1 | 1 | -2  | 0   | 0  | 0  | BRANDON PIRRI      | 2  | 0 | 2 | 2 | 0   | 0   | 0  | 0  |
| EVGENY MEDVEDEV          | 3  | 0 | 1 | 1 | 0   | 4   | 0  | 0  | BRIAN CAMPBELL     | 3  | 0 | 1 | 1 | 1   | 0   | 0  | 0  |
| MATT READ                | 3  | 0 | 1 | 1 | 0   | 0   | 0  | 0  | DMITRY KULIKOV     | 3  | 0 | 1 | 1 | 1   | 2   | 0  | 0  |
| WAYNE SIMMONDS           | 3  | 0 | 1 | 1 | 0   | 6   | 0  | 0  | WILLIE MITCHELL    | 2  | 0 | 1 | 1 | 1   | 0   | 0  | 0  |
| PIERRE-EDOUARD BELLEMARE | 3  | 0 | 0 | 0 | -3  | 2   | 0  | 0  | JAKUB KINDL        | 1  | 0 | 1 | 1 | 0   | 0   | 0  | 0  |
| SCOTT LAUGHTON           | 3  | 0 | 0 | 0 | 1   | 4   | 0  | 0  | ERIK GUDBRANSON    | 3  | 0 | 0 | 0 | 1   | 2   | 0  | 0  |
| BRANDON MANNING          | 3  | 0 | 0 | 0 | 0   | 4   | 0  | 0  | DEREK MACKENZIE    | 3  | 0 | 0 | 0 | 0   | 6   | 0  | 0  |
| NICK SCHULTZ             | 3  | 0 | 0 | 0 | -3  | 0   | 0  | 0  | ALEX PETROVIC      | 3  | 0 | 0 | 0 | 2   | 6   | 0  | 0  |
| CHRIS VANDEVELDE         | 3  | 0 | 0 | 0 | -3  | 0   | 0  | 0  | DAVE BOLLAND       | 2  | 0 | 0 | 0 | 1   | 0   | 0  | 0  |
| MICHAEL DEL ZOTTO        | 2  | 0 | 0 | 0 | 0   | 0   | 0  | 0  | CONNOR BRICKLEY    | 2  | 0 | 0 | 0 | 0   | 6   | 0  | 0  |
| RADKO GUDAS              | 2  | 0 | 0 | 0 | 0   | 6   | 0  | 0  | SHAWN THORNTON     | 2  | 0 | 0 | 0 | 0   | 9   | 0  | 0  |
| JAKUB VORACEK            | 2  | 0 | 0 | 0 | 0   | 0   | 0  | 0  | JIRI HUDLER        | 1  | 0 | 0 | 0 | 0   | 0   | 0  | 0  |
| LUKE SCHENN              | 1  | 0 | 0 | 0 | -3  | 4   | 0  | 0  | KYLE RAU           | 1  | 0 | 0 | 0 | 0   | 0   | 0  | 0  |
| R.J. UMBERGER            | 1  | 0 | 0 | 0 | 0   | 0   | 0  | 0  | LOGAN SHAW         | 1  | 0 | 0 | 0 | 0   | 0   | 0  | 0  |
|                          |    |   |   |   |     |     |    |    | GARRETT WILSON     | 1  | 0 | 0 | 0 | 0   | 2   | 0  | 0  |

## GOALTENDING RECORD:

| FLYERS             | GP       | MIN        | GA        | AVG         | EN       | SO       | W        | L        | OT       | SHOTS     | SAVE %      |
|--------------------|----------|------------|-----------|-------------|----------|----------|----------|----------|----------|-----------|-------------|
| MICHAEL NEUVIRTH   | 2        | 113        | 3         | 1.59        | 0        | 1        | 1        | 0        | 0        | 53        | .943        |
| STEVE MASON        | 2        | 72         | 8         | 6.70        | 0        | 0        | 0        | 1        | 1        | 37        | .784        |
| <b>TEAM TOTALS</b> | <b>4</b> | <b>185</b> | <b>11</b> | <b>3.57</b> | <b>0</b> | <b>1</b> | <b>1</b> | <b>1</b> | <b>1</b> | <b>90</b> | <b>.878</b> |

| FLORIDA            | GP       | MIN        | GA       | AVG         | EN       | SO       | W        | L        | OT       | SHOTS     | SAVE %      |
|--------------------|----------|------------|----------|-------------|----------|----------|----------|----------|----------|-----------|-------------|
| ROBERTO LUONGO     | 3        | 184        | 6        | 1.96        | 0        | 0        | 2        | 1        | 0        | 98        | .939        |
| <b>TEAM TOTALS</b> | <b>3</b> | <b>184</b> | <b>6</b> | <b>1.96</b> | <b>0</b> | <b>0</b> | <b>2</b> | <b>1</b> | <b>0</b> | <b>98</b> | <b>.939</b> |

## POWER PLAY

|               |   |     |    |       |                |   |     |    |       |
|---------------|---|-----|----|-------|----------------|---|-----|----|-------|
| <b>FLYERS</b> | 2 | FOR | 12 | 16.7% | <b>FLORIDA</b> | 4 | FOR | 16 | 25.0% |
| HOME          | 0 | FOR | 3  | 0.00% | HOME           | 4 | FOR | 10 | 40.0% |
| AWAY          | 2 | FOR | 9  | 22.2% | AWAY           | 0 | FOR | 6  | 0.00% |

## PENALTY KILLING

|               |    |     |    |        |                |    |     |    |        |
|---------------|----|-----|----|--------|----------------|----|-----|----|--------|
| <b>FLYERS</b> | 12 | FOR | 16 | 75.0%  | <b>FLORIDA</b> | 10 | FOR | 12 | 83.3%  |
| HOME          | 6  | FOR | 6  | 100.0% | HOME           | 7  | FOR | 9  | 77.8%  |
| AWAY          | 6  | FOR | 10 | 60.0%  | AWAY           | 3  | FOR | 3  | 100.0% |



# vs. LOS ANGELES KINGS

| - 2015-16 RESULTS - |          |          |
|---------------------|----------|----------|
| W                   | L        | OTL      |
| <b>0</b>            | <b>1</b> | <b>1</b> |

|             |                 |                           |                         |                     |
|-------------|-----------------|---------------------------|-------------------------|---------------------|
| <b>DATE</b> | <b>GAME NO.</b> | <b>FLYERS GOALSCORERS</b> | <b>GOALTENDERS</b>      | <b>WINNING GOAL</b> |
| 11-17-15    | 18              | 53P,28                    | MASON(L)/QUICK(W)       | KOPITAR             |
| 1-2-16      | 37              | 10P                       | NEUVIRTH (L)/ QUICK (W) | DOUGHTY             |

|                    |           |          |          |           |            |           |           |           |            |            |            |
|--------------------|-----------|----------|----------|-----------|------------|-----------|-----------|-----------|------------|------------|------------|
|                    | <b>GP</b> | <b>W</b> | <b>L</b> | <b>OT</b> | <b>PTS</b> | <b>GF</b> | <b>GA</b> | <b>SO</b> | <b>PPG</b> | <b>SHG</b> | <b>PIM</b> |
| <b>FLYERS</b>      | 2         | 0        | 1        | 1         | 1          | 3         | 5         | 0         | 2          | 0          | 8          |
| <b>LOS ANGELES</b> | 2         | 2        | 0        | 0         | 4          | 5         | 3         | 0         | 2          | 0          | 8          |

|                         |            |            |            |           |              |                         |            |            |            |           |              |
|-------------------------|------------|------------|------------|-----------|--------------|-------------------------|------------|------------|------------|-----------|--------------|
| <b>GOALS BY PERIOD:</b> | <b>1ST</b> | <b>2ND</b> | <b>3RD</b> | <b>OT</b> | <b>TOTAL</b> | <b>SHOTS BY PERIOD:</b> | <b>1ST</b> | <b>2ND</b> | <b>3RD</b> | <b>OT</b> | <b>TOTAL</b> |
| <b>FLYERS</b>           | 1          | 0          | 2          | 0         | 3            | <b>FLYERS</b>           | 21         | 18         | 24         | 5         | 68           |
| <b>LOS ANGELES</b>      | 3          | 0          | 1          | 0         | 4            | <b>LOS ANGELES</b>      | 26         | 19         | 22         | 5         | 72           |

## INDIVIDUAL SCORING:

| FLYERS                   | GP | G | A | P | +/- | PIM | PP | SH | KINGS             | GP | G | A | P | +/- | PIM | PP | SH |
|--------------------------|----|---|---|---|-----|-----|----|----|-------------------|----|---|---|---|-----|-----|----|----|
| JAKUB VORACEK            | 2  | 0 | 3 | 3 | 1   | 0   | 0  | 0  | JAKE MUZZIN       | 2  | 0 | 2 | 2 | 1   | 6   | 0  | 0  |
| CLAUDE GIRoux            | 2  | 1 | 1 | 2 | 0   | 2   | 0  | 0  | DREW DOUGHTY      | 2  | 1 | 0 | 1 | 1   | 2   | 1  | 0  |
| SHAYNE GOSTISBEHERE      | 2  | 1 | 0 | 1 | 0   | 2   | 1  | 0  | MILAN LUCIC       | 2  | 1 | 0 | 1 | 1   | 0   | 0  | 0  |
| BRAYDEN SCHENN           | 2  | 1 | 0 | 1 | 1   | 0   | 1  | 0  | JAMIE MCBAIN      | 2  | 1 | 0 | 1 | 0   | 0   | 1  | 0  |
| MICHAEL DEL ZOTTO        | 2  | 0 | 1 | 1 | 0   | 0   | 0  | 0  | DWIGHT KING       | 1  | 1 | 0 | 1 | 1   | 0   | 0  | 0  |
| WAYNE SIMMONDS           | 2  | 0 | 1 | 1 | 0   | 0   | 0  | 0  | MARIAN GABORIK    | 2  | 0 | 1 | 1 | 0   | 0   | 0  | 0  |
| PIERRE-EDOUARD BELLEMARE | 2  | 0 | 0 | 0 | 0   | 0   | 0  | 0  | ANZE KOPITAR      | 2  | 0 | 1 | 1 | 0   | 0   | 0  | 0  |
| SEAN COUTURIER           | 2  | 0 | 0 | 0 | 0   | 0   | 0  | 0  | ALEC MARTINEZ     | 2  | 0 | 1 | 1 | 0   | 2   | 0  | 0  |
| RADKO GUDAS              | 2  | 0 | 0 | 0 | 0   | 0   | 0  | 0  | TANNER PEARSON    | 2  | 0 | 1 | 1 | 0   | 2   | 0  | 0  |
| SCOTT LAUGHTON           | 2  | 0 | 0 | 0 | 0   | 0   | 0  | 0  | TYLER TOFFOLI     | 2  | 0 | 1 | 1 | 1   | 0   | 0  | 0  |
| MICHAEL RAFFL            | 2  | 0 | 0 | 0 | 0   | 0   | 0  | 0  | ANDY ANDREOFF     | 2  | 0 | 0 | 0 | 0   | 0   | 0  | 0  |
| LUKE SCHENN              | 2  | 0 | 0 | 0 | 0   | 0   | 0  | 0  | DUSTIN BROWN      | 2  | 0 | 0 | 0 | 0   | 0   | 0  | 0  |
| NICK SCHULTZ             | 2  | 0 | 0 | 0 | 0   | 2   | 0  | 0  | TREVOR LEWIS      | 2  | 0 | 0 | 0 | 1   | 0   | 0  | 0  |
| CHRIS VANDEVELDE         | 2  | 0 | 0 | 0 | 0   | 0   | 0  | 0  | BRAYDEN MCNABB    | 2  | 0 | 0 | 0 | 0   | 0   | 0  | 0  |
| SAM GAGNER               | 1  | 0 | 0 | 0 | 0   | 0   | 0  | 0  | JORDAN NOLAN      | 2  | 0 | 0 | 0 | 0   | 2   | 0  | 0  |
| TAYLOR LEIER             | 1  | 0 | 0 | 0 | 0   | 0   | 0  | 0  | NICK SHORE        | 2  | 0 | 0 | 0 | 0   | 0   | 0  | 0  |
| BRANDON MANNING          | 1  | 0 | 0 | 0 | 0   | 0   | 0  | 0  | JEFF CARTER       | 1  | 0 | 0 | 0 | 1   | 0   | 0  | 0  |
| EVGENY MEDVEDEV          | 1  | 0 | 0 | 0 | 0   | 2   | 0  | 0  | KYLE CLIFFORD     | 1  | 0 | 0 | 0 | 0   | 2   | 0  | 0  |
| MATT READ                | 1  | 0 | 0 | 0 | 0   | 0   | 0  | 0  | CHRISTIAN EHRHOFF | 1  | 0 | 0 | 0 | 0   | 0   | 0  | 0  |
| MARK STREIT              | 1  | 0 | 0 | 0 | 0   | 0   | 0  | 0  | DEREK FORBORT     | 1  | 0 | 0 | 0 | 0   | 2   | 0  | 0  |
| R.J. UMBERGER            | 1  | 0 | 0 | 0 | 0   | 0   | 0  | 0  | MICHAEL MERSCH    | 1  | 0 | 0 | 0 | 0   | 0   | 0  | 0  |
| RYAN WHITE               | 1  | 0 | 0 | 0 | 0   | 2   | 0  | 0  |                   |    |   |   |   |     |     |    |    |

## GOALTENDING RECORD:

| FLYERS             | GP       | MIN        | GA       | AVG         | EN       | SO       | W        | L        | OT       | SHOTS     | SAVE %      |
|--------------------|----------|------------|----------|-------------|----------|----------|----------|----------|----------|-----------|-------------|
| STEVE MASON        | 1        | 65         | 2        | 1.85        | 0        | 0        | 0        | 0        | 1        | 40        | .950        |
| MICHAEL NEUVIRTH   | 1        | 58         | 2        | 2.06        | 0        | 0        | 0        | 1        | 0        | 32        | .938        |
| <b>TEAM TOTALS</b> | <b>2</b> | <b>123</b> | <b>4</b> | <b>1.95</b> | <b>0</b> | <b>0</b> | <b>0</b> | <b>1</b> | <b>1</b> | <b>72</b> | <b>.944</b> |

| LOS ANGELES        | GP       | MIN        | GA       | AVG         | EN       | SO       | W        | L        | OT       | SHOTS     | SAVE %      |
|--------------------|----------|------------|----------|-------------|----------|----------|----------|----------|----------|-----------|-------------|
| JONATHAN QUICK     | 2        | 125        | 3        | 1.44        | 0        | 0        | 2        | 0        | 0        | 68        | .956        |
| <b>TEAM TOTALS</b> | <b>2</b> | <b>125</b> | <b>3</b> | <b>1.44</b> | <b>0</b> | <b>0</b> | <b>2</b> | <b>0</b> | <b>0</b> | <b>68</b> | <b>.956</b> |

### POWER PLAY:

|               |   |     |   |       |                    |   |     |   |       |
|---------------|---|-----|---|-------|--------------------|---|-----|---|-------|
| <b>FLYERS</b> | 2 | FOR | 9 | 22.2% | <b>LOS ANGELES</b> | 2 | FOR | 5 | 40.0% |
| HOME          | 1 | FOR | 5 | 20.0% | HOME               | 1 | FOR | 3 | 33.3% |
| AWAY          | 1 | FOR | 4 | 25.0% | AWAY               | 1 | FOR | 2 | 50.0% |

### PENALTY KILLING

|               |   |     |   |       |                    |   |     |   |       |
|---------------|---|-----|---|-------|--------------------|---|-----|---|-------|
| <b>FLYERS</b> | 3 | FOR | 5 | 60.0% | <b>LOS ANGELES</b> | 7 | FOR | 9 | 77.8% |
| HOME          | 1 | FOR | 2 | 50.0% | HOME               | 3 | FOR | 4 | 75.0% |
| AWAY          | 2 | FOR | 3 | 66.7% | AWAY               | 4 | FOR | 5 | 80.0% |



# vs. MINNESOTA WILD

| - 2015-16 RESULTS - |          |          |
|---------------------|----------|----------|
| W                   | L        | OTL      |
| <b>2</b>            | <b>0</b> | <b>0</b> |

| DATE    | GAME NO. | FLYERS 4 AT MINNESOTA 3 (OT) | FLYERS GOALSCORERS | GOALTENDERS              | WINNING GOAL |
|---------|----------|------------------------------|--------------------|--------------------------|--------------|
| 1-7-16  | 39       | FLYERS 4 AT MINNESOTA 3 (OT) | 14,15,25,15        | MASON (W)/DUBNYK (L)     | DEL ZOTTO    |
| 2-25-16 | 60       | MINNESOTA 2 AT FLYERS 3      | 89,32P,78          | NEUVIRTH (W)/ DUBNYK (L) | BELLEMARE    |

|           | GP | W | L | OT | PTS | GF | GA | SO | PPG | SHG | PIM |
|-----------|----|---|---|----|-----|----|----|----|-----|-----|-----|
| FLYERS    | 2  | 2 | 0 | 1  | 4   | 7  | 5  | 0  | 1   | 0   | 10  |
| MINNESOTA | 2  | 0 | 1 | 1  | 0   | 5  | 7  | 0  | 1   | 0   | 8   |

| GOALS BY PERIOD: | 1ST | 2ND | 3RD | OT | TOTAL | SHOTS BY PERIOD: | 1ST | 2ND | 3RD | OT | TOTAL |
|------------------|-----|-----|-----|----|-------|------------------|-----|-----|-----|----|-------|
| FLYERS           | 2   | 3   | 1   | 1  | 7     | FLYERS           | 29  | 22  | 12  | 4  | 67    |
| MINNESOTA        | 1   | 3   | 1   | 0  | 5     | MINNESOTA        | 20  | 16  | 19  | 5  | 60    |

## INDIVIDUAL SCORING:

| FLYERS                   | GP | G | A | P | +/- | PIM | PP | SH | WILD              | GP | G | A | P | +/- | PIM | PP | SH |
|--------------------------|----|---|---|---|-----|-----|----|----|-------------------|----|---|---|---|-----|-----|----|----|
| BRAYDEN SCHENN           | 2  | 0 | 3 | 3 | 2   | 0   | 0  | 0  | THOMAS VANEK      | 2  | 1 | 1 | 2 | 1   | 0   | 1  | 0  |
| MICHAEL DEL ZOTTO        | 1  | 2 | 0 | 2 | 0   | 0   | 0  | 0  | MIKAEL GRANLUND   | 2  | 1 | 0 | 1 | 0   | 0   | 0  | 0  |
| PIERRE-EDOUARD BELLEMARE | 2  | 1 | 1 | 2 | 0   | 0   | 0  | 0  | MARCO SCANDELLA   | 2  | 1 | 0 | 1 | 0   | 0   | 0  | 0  |
| RYAN WHITE               | 2  | 1 | 1 | 2 | 0   | 0   | 0  | 0  | ZACH PARISE       | 1  | 1 | 0 | 1 | 1   | 0   | 0  | 0  |
| CHRIS VANDEVELDE         | 2  | 0 | 2 | 2 | 0   | 0   | 0  | 0  | JASON ZUCKER      | 1  | 1 | 0 | 1 | 1   | 0   | 0  | 0  |
| JAKUB VORACEK            | 2  | 0 | 2 | 2 | 0   | 0   | 0  | 0  | NINO NIEDERREITER | 2  | 0 | 1 | 1 | 0   | 2   | 0  | 0  |
| SEAN COUTURIER           | 2  | 1 | 0 | 1 | 1   | 4   | 0  | 0  | CHRIS PORTER      | 2  | 0 | 1 | 1 | 0   | 0   | 0  | 0  |
| MARK STREIT              | 2  | 1 | 0 | 1 | 0   | 2   | 1  | 0  | JARED SPURGEON    | 2  | 0 | 1 | 1 | 0   | 0   | 0  | 0  |
| SAM GAGNER               | 1  | 1 | 0 | 1 | 0   | 0   | 0  | 0  | MIKE REILLY       | 1  | 0 | 1 | 1 | 0   | 0   | 0  | 0  |
| MICHAEL RAFFL            | 2  | 0 | 1 | 1 | 1   | 0   | 0  | 0  | RYAN CARTER       | 2  | 0 | 0 | 0 | -2  | 4   | 0  | 0  |
| MATT READ                | 2  | 0 | 1 | 1 | 0   | 0   | 0  | 0  | CHARLIE COYLE     | 2  | 0 | 0 | 0 | -2  | 0   | 0  | 0  |
| CLAUDE GIROUX            | 1  | 0 | 1 | 1 | 0   | 0   | 0  | 0  | MATT DUMBA        | 2  | 0 | 0 | 0 | -2  | 0   | 0  | 0  |
| EVGENY MEDVEDEV          | 1  | 0 | 1 | 1 | 3   | 0   | 0  | 0  | ERIK HAULA        | 2  | 0 | 0 | 0 | 0   | 0   | 0  | 0  |
| SHAYNE GOSTISBEHERE      | 2  | 0 | 0 | 0 | 3   | 0   | 0  | 0  | MIKKO KOIVU       | 2  | 0 | 0 | 0 | 1   | 2   | 0  | 0  |
| RADKO GUDAS              | 2  | 0 | 0 | 0 | -3  | 0   | 0  | 0  | JASON POMINVILLE  | 2  | 0 | 0 | 0 | 0   | 0   | 0  | 0  |
| SCOTT LAUGHTON           | 2  | 0 | 0 | 0 | 1   | 0   | 0  | 0  | JARRET STOLL      | 2  | 0 | 0 | 0 | -2  | 0   | 0  | 0  |
| NICK SCHULTZ             | 2  | 0 | 0 | 0 | 0   | 2   | 0  | 0  | RYAN SUTER        | 2  | 0 | 0 | 0 | 1   | 0   | 0  | 0  |
| WAYNE SIMMONDS           | 2  | 0 | 0 | 0 | 0   | 2   | 0  | 0  | JONAS BRODIN      | 1  | 0 | 0 | 0 | -3  | 0   | 0  | 0  |
| NICK COUSINS             | 1  | 0 | 0 | 0 | 0   | 0   | 0  | 0  | CHRISTIAN FOLIN   | 1  | 0 | 0 | 0 | 0   | 0   | 0  | 0  |
| ANDREW MACDONALD         | 1  | 0 | 0 | 0 | 1   | 0   | 0  | 0  | JUSTIN FONTAINE   | 1  | 0 | 0 | 0 | 0   | 0   | 0  | 0  |
| BRANDON MANNING          | 1  | 0 | 0 | 0 | 0   | 0   | 0  | 0  | JORDAN SCHROEDER  | 1  | 0 | 0 | 0 | 0   | 0   | 0  | 0  |
| R.J. UMBERGER            | 1  | 0 | 0 | 0 | 0   | 0   | 0  | 0  | TYSON STRACHAN    | 1  | 0 | 0 | 0 | 1   | 0   | 0  | 0  |

## GOALTENDING RECORD:

| FLYERS             | GP       | MIN        | GA       | AVG         | EN       | SO       | W        | L        | OT       | SHOTS     | SAVE %      |
|--------------------|----------|------------|----------|-------------|----------|----------|----------|----------|----------|-----------|-------------|
| MICHAEL NEUVIRTH   | 1        | 60         | 2        | 2.00        | 0        | 0        | 1        | 0        | 0        | 26        | .923        |
| STEVE MASON        | 1        | 64         | 3        | 2.80        | 0        | 0        | 1        | 0        | 0        | 34        | .912        |
| <b>TEAM TOTALS</b> | <b>2</b> | <b>124</b> | <b>5</b> | <b>2.42</b> | <b>0</b> | <b>0</b> | <b>2</b> | <b>0</b> | <b>0</b> | <b>60</b> | <b>.917</b> |
| MINNESOTA          | GP       | MIN        | GA       | AVG         | EN       | SO       | W        | L        | OT       | SHOTS     | SAVE %      |
| DEVAN DUBNYK       | 2        | 123        | 7        | 3.42        | 0        | 0        | 0        | 1        | 1        | 67        | .896        |
| <b>TEAM TOTALS</b> | <b>2</b> | <b>123</b> | <b>7</b> | <b>3.42</b> | <b>0</b> | <b>0</b> | <b>0</b> | <b>1</b> | <b>1</b> | <b>67</b> | <b>.896</b> |

## POWER PLAY:

|        |   |     |   |        |           |   |     |   |       |
|--------|---|-----|---|--------|-----------|---|-----|---|-------|
| FLYERS | 1 | FOR | 3 | 33.3%  | MINNESOTA | 1 | FOR | 4 | 25.0% |
| HOME   | 1 | FOR | 1 | 100.0% | HOME      | 0 | FOR | 1 | 0.00% |
| AWAY   | 0 | FOR | 2 | 0.00%  | AWAY      | 1 | FOR | 3 | 33.3% |

## PENALTY KILLING

|        |   |     |   |        |           |   |     |   |        |
|--------|---|-----|---|--------|-----------|---|-----|---|--------|
| FLYERS | 3 | FOR | 4 | 75.0%  | MINNESOTA | 2 | FOR | 3 | 66.7%  |
| HOME   | 2 | FOR | 3 | 66.7%  | HOME      | 2 | FOR | 2 | 100.0% |
| AWAY   | 1 | FOR | 1 | 100.0% | AWAY      | 0 | FOR | 1 | 0.00%  |



# vs. MONTREAL CANADIENS

| - 2015-16 RESULTS - |          |          |
|---------------------|----------|----------|
| W                   | L        | OTL      |
| <b>2</b>            | <b>0</b> | <b>1</b> |

| DATE    | GAME NO. | FLYERS GOALSCORERS                      | GOALTENDERS              | WINNING GOAL |
|---------|----------|---|--------------------------|--------------|
| 1-5-16  | 38       | MONTREAL 3 AT FLYERS 4<br>10,53,17P,14  | NEUVIRTH(W)/SCRIVENS(L)  | COUTURIER    |
| 2-2-16  | 48       | MONTREAL 2 AT FLYERS 4<br>17P,10P,17,24 | MASON(W)/ CONDON (L)     | SIMMONDS     |
| 2-19-16 | 57       | FLYERS 2 AT MONTREAL 3<br>52,12         | NEUVIRTH (L)/ CONDON (W) | BYRON        |

|                 | GP       | W        | L        | OT       | PTS      | GF        | GA        | SO       | PPG      | SHG      | PIM       |
|-----------------|----------|----------|----------|----------|----------|-----------|-----------|----------|----------|----------|-----------|
| <b>FLYERS</b>   | <b>3</b> | <b>2</b> | <b>0</b> | <b>1</b> | <b>5</b> | <b>10</b> | <b>8</b>  | <b>0</b> | <b>3</b> | <b>0</b> | <b>41</b> |
| <b>MONTREAL</b> | <b>3</b> | <b>1</b> | <b>2</b> | <b>1</b> | <b>2</b> | <b>8</b>  | <b>10</b> | <b>0</b> | <b>2</b> | <b>0</b> | <b>24</b> |

| GOALS BY PERIOD: | 1ST      | 2ND      | 3RD      | OT       | TOTAL     | SHOTS BY PERIOD: | 1ST       | 2ND       | 3RD       | OT       | TOTAL      |
|------------------|----------|----------|----------|----------|-----------|------------------|-----------|-----------|-----------|----------|------------|
| <b>FLYERS</b>    | <b>4</b> | <b>2</b> | <b>4</b> | <b>0</b> | <b>10</b> | <b>FLYERS</b>    | <b>37</b> | <b>39</b> | <b>25</b> | <b>3</b> | <b>104</b> |
| <b>MONTREAL</b>  | <b>3</b> | <b>2</b> | <b>2</b> | <b>0</b> | <b>7</b>  | <b>MONTREAL</b>  | <b>29</b> | <b>27</b> | <b>28</b> | <b>3</b> | <b>87</b>  |

## INDIVIDUAL SCORING:

| FLYERS                   | GP | G | A | P | +/- | PIM | PP | SH | CANADIENS            | GP | G | A | P | +/- | PIM | PP | SH |
|--------------------------|----|---|---|---|-----|-----|----|----|----------------------|----|---|---|---|-----|-----|----|----|
| BRAYDEN SCHENN           | 3  | 2 | 3 | 5 | 0   | 0   | 1  | 0  | P.K. SUBBAN          | 3  | 0 | 3 | 3 | 0   | 2   | 0  | 0  |
| SHAYNE GOSTISBEHERE      | 3  | 1 | 3 | 4 | 1   | 2   | 0  | 0  | ALEX GALCHENYUK      | 3  | 1 | 1 | 2 | -3  | 0   | 0  | 0  |
| WAYNE SIMMONDS           | 3  | 3 | 0 | 3 | 0   | 0   | 2  | 0  | ANDREI MARKOV        | 3  | 1 | 1 | 2 | -2  | 0   | 1  | 0  |
| SEAN COUTURIER           | 2  | 1 | 2 | 3 | 2   | 2   | 0  | 0  | MAX PACIORETTY       | 3  | 1 | 1 | 2 | 0   | 2   | 1  | 0  |
| JAKUB VORACEK            | 3  | 0 | 3 | 3 | 1   | 2   | 0  | 0  | DALE WEISE           | 2  | 1 | 1 | 2 | 1   | 2   | 0  | 0  |
| SCOTT LAUGHTON           | 3  | 0 | 2 | 2 | 0   | 0   | 0  | 0  | DANIEL CARR          | 1  | 1 | 1 | 2 | 0   | 0   | 0  | 0  |
| R.J. UMBERGER            | 2  | 0 | 2 | 2 | 1   | 0   | 0  | 0  | BRENDAN GALLAGHER    | 3  | 1 | 0 | 1 | 0   | 2   | 0  | 0  |
| MICHAEL RAFFL            | 3  | 1 | 0 | 1 | 2   | 0   | 0  | 0  | JEFF PETRY           | 2  | 1 | 0 | 1 | 0   | 2   | 0  | 0  |
| MATT READ                | 3  | 1 | 0 | 1 | 0   | 2   | 0  | 0  | NATHAN BEAULIEU      | 3  | 0 | 1 | 1 | 0   | 2   | 0  | 0  |
| NICK COUSINS             | 1  | 1 | 0 | 1 | 1   | 0   | 0  | 0  | LARS ELLER           | 3  | 0 | 1 | 1 | -2  | 0   | 0  | 0  |
| CLAUDE GIROUX            | 3  | 0 | 1 | 1 | -2  | 6   | 0  | 0  | DEVANTE SMITH-PELLEY | 3  | 0 | 1 | 1 | 0   | 0   | 0  | 0  |
| NICK SCHULTZ             | 3  | 0 | 1 | 1 | 1   | 2   | 0  | 0  | MARK BARBERIO        | 2  | 0 | 1 | 1 | 0   | 2   | 0  | 0  |
| CHRIS VANDEVELDE         | 3  | 0 | 1 | 1 | 1   | 2   | 0  | 0  | DAVID DESHARNAIS     | 2  | 0 | 1 | 1 | 0   | 0   | 0  | 0  |
| EVGENY MEDVEDEV          | 2  | 0 | 1 | 1 | 1   | 0   | 0  | 0  | ALEXEI EMELIN        | 2  | 0 | 1 | 1 | 2   | 4   | 0  | 0  |
| PIERRE-EDOUARD BELLEMARE | 3  | 0 | 0 | 0 | 0   | 0   | 0  | 0  | TORREY MITCHELL      | 3  | 0 | 0 | 0 | 1   | 0   | 0  | 0  |
| RADKO GUDAS              | 3  | 0 | 0 | 0 | 1   | 15  | 0  | 0  | TOMAS PLEKANEC       | 3  | 0 | 0 | 0 | 0   | 2   | 0  | 0  |
| MARK STREIT              | 3  | 0 | 0 | 0 | 0   | 0   | 0  | 0  | PAUL BYRON           | 2  | 0 | 0 | 0 | 1   | 0   | 0  | 0  |
| RYAN WHITE               | 3  | 0 | 0 | 0 | 0   | 8   | 0  | 0  | TOMAS FLEISCHMANN    | 2  | 0 | 0 | 0 | 0   | 2   | 0  | 0  |
| MICHAEL DEL ZOTTO        | 2  | 0 | 0 | 0 | 0   | 0   | 0  | 0  | BRIAN FLYNN          | 2  | 0 | 0 | 0 | 0   | 0   | 0  | 0  |
| SAM GAGNER               | 1  | 0 | 0 | 0 | 0   | 0   | 0  | 0  | TOM GILBERT          | 2  | 0 | 0 | 0 | 0   | 0   | 0  | 0  |
| ANDREW MACDONALD         | 1  | 0 | 0 | 0 | 1   | 0   | 0  | 0  | LUCAS LESSIO         | 2  | 0 | 0 | 0 | 1   | 0   | 0  | 0  |
| LUKE SCHENN              | 1  | 0 | 0 | 0 | 0   | 0   | 0  | 0  | SVEN ANDRIGHETTO     | 1  | 0 | 0 | 0 | 0   | 2   | 0  | 0  |
|                          |    |   |   |   |     |     |    |    | JACOB DE LA ROSE     | 1  | 0 | 0 | 0 | 1   | 0   | 0  | 0  |
|                          |    |   |   |   |     |     |    |    | GREG PATERYN         | 1  | 0 | 0 | 0 | 0   | 0   | 0  | 0  |

## GOALTENDING RECORD:

| FLYERS             | GP       | MIN        | GA       | AVG         | EN       | SO       | W        | L        | OT       | SHOTS     | SAVE %      |
|--------------------|----------|------------|----------|-------------|----------|----------|----------|----------|----------|-----------|-------------|
| STEVE MASON        | 1        | 59         | 2        | 2.02        | 0        | 0        | 1        | 0        | 0        | 32        | .938        |
| MICHAEL NEUVIRTH   | 2        | 125        | 5        | 2.40        | 0        | 0        | 1        | 0        | 1        | 55        | .909        |
| <b>TEAM TOTALS</b> | <b>3</b> | <b>184</b> | <b>7</b> | <b>2.28</b> | <b>0</b> | <b>0</b> | <b>2</b> | <b>0</b> | <b>1</b> | <b>87</b> | <b>.919</b> |

| MONTREAL           | GP       | MIN        | GA       | AVG         | EN       | SO       | W        | L        | OT       | SHOTS      | SAVE %      |
|--------------------|----------|------------|----------|-------------|----------|----------|----------|----------|----------|------------|-------------|
| MIKE CONDON        | 2        | 124        | 5        | 2.43        | 0        | 0        | 1        | 1        | 0        | 72         | .931        |
| BEN SCRIVENS       | 1        | 57         | 4        | 4.20        | 1        | 0        | 0        | 1        | 0        | 31         | .871        |
| <b>TEAM TOTALS</b> | <b>3</b> | <b>181</b> | <b>9</b> | <b>2.98</b> | <b>1</b> | <b>0</b> | <b>1</b> | <b>2</b> | <b>0</b> | <b>103</b> | <b>.912</b> |

### POWER PLAY:

|               |          |            |           |              |                 |          |            |           |              |
|---------------|----------|------------|-----------|--------------|-----------------|----------|------------|-----------|--------------|
| <b>FLYERS</b> | <b>3</b> | <b>FOR</b> | <b>10</b> | <b>30.0%</b> | <b>MONTREAL</b> | <b>2</b> | <b>FOR</b> | <b>12</b> | <b>16.7%</b> |
| HOME          | 3        | FOR        | 7         | 42.9%        | HOME            | 2        | FOR        | 8         | 25.0%        |
| AWAY          | 0        | FOR        | 3         | 0.00%        | AWAY            | 0        | FOR        | 4         | 0.00%        |

### PENALTY KILLING

|               |           |            |           |              |                 |          |            |           |              |
|---------------|-----------|------------|-----------|--------------|-----------------|----------|------------|-----------|--------------|
| <b>FLYERS</b> | <b>10</b> | <b>FOR</b> | <b>12</b> | <b>83.3%</b> | <b>MONTREAL</b> | <b>7</b> | <b>FOR</b> | <b>10</b> | <b>70.0%</b> |
| HOME          | 4         | FOR        | 4         | 100.0%       | HOME            | 3        | FOR        | 3         | 100.0%       |
| AWAY          | 6         | FOR        | 8         | 75.0%        | AWAY            | 4        | FOR        | 7         | 57.1%        |



# vs. NASHVILLE PREDATORS

| - 2015-16 RESULTS - |          |          |
|---------------------|----------|----------|
| W                   | L        | OTL      |
| <b>2</b>            | <b>0</b> | <b>0</b> |

| DATE     | GAME NO. | FLYERS GOALSCORERS                            | GOALTENDERS           | WINNING GOAL |
|----------|----------|---|-----------------------|--------------|
| 11-27-15 | 23       | NASHVILLE 2 AT FLYERS 3 (OT)<br>15:36,53P     | NEUVIRTH(W)/ RINNE(L) | GOSTISBEHERE |
| 2-4-16   | 49       | FLYERS 6 AT NASHVILLE 3<br>24,10,17,28,17P,28 | MASON(W)/ RINNE (L)   | GIROUX       |

|           | GP | W | L | OT | PTS | GF | GA | SO | PPG | SHG | PIM |
|-----------|----|---|---|----|-----|----|----|----|-----|-----|-----|
| FLYERS    | 2  | 2 | 0 | 0  | 4   | 9  | 5  | 0  | 2   | 0   | 23  |
| NASHVILLE | 2  | 0 | 2 | 1  | 0   | 5  | 9  | 0  | 1   | 0   | 13  |

| GOALS BY PERIOD: | 1ST | 2ND | 3RD | OT | TOTAL | SHOTS BY PERIOD: | 1ST | 2ND | 3RD | OT | TOTAL |
|------------------|-----|-----|-----|----|-------|------------------|-----|-----|-----|----|-------|
| FLYERS           | 3   | 2   | 3   | 1  | 9     | FLYERS           | 15  | 18  | 16  | 6  | 55    |
| NASHVILLE        | 1   | 2   | 2   | 0  | 5     | NASHVILLE        | 22  | 21  | 31  | 1  | 75    |

## INDIVIDUAL SCORING:

| FLYERS                   | GP | G | A | P | +/- | PIM | PP | SH | NASHVILLE        | GP | G | A | P | +/- | PIM | PP | SH |
|--------------------------|----|---|---|---|-----|-----|----|----|------------------|----|---|---|---|-----|-----|----|----|
| CLAUDE GIROUX            | 2  | 2 | 3 | 5 | 2   | 0   | 0  | 0  | ROMAN JOSI       | 2  | 0 | 3 | 3 | 0   | 0   | 0  | 0  |
| WAYNE SIMMONDS           | 2  | 2 | 1 | 3 | 2   | 2   | 1  | 0  | FILIP FORSBERG   | 2  | 1 | 1 | 2 | 0   | 0   | 0  | 0  |
| SCOTT LAUGHTON           | 2  | 0 | 3 | 3 | 2   | 0   | 0  | 0  | SHEA WEBER       | 2  | 1 | 1 | 2 | 0   | 0   | 1  | 0  |
| JAKUB VORACEK            | 2  | 0 | 3 | 3 | 2   | 2   | 0  | 0  | RYAN JOHANSEN    | 1  | 1 | 1 | 2 | 2   | 0   | 0  | 0  |
| SHAYNE GOSTISBEHERE      | 2  | 1 | 1 | 2 | 0   | 2   | 1  | 0  | JAMES NEAL       | 2  | 0 | 2 | 2 | 3   | 0   | 0  | 0  |
| BRAYDEN SCHENN           | 2  | 1 | 1 | 2 | 2   | 0   | 0  | 0  | MIKE RIBEIRO     | 2  | 0 | 2 | 2 | 0   | 0   | 0  | 0  |
| MICHAEL DEL ZOTTO        | 2  | 1 | 0 | 1 | 1   | 0   | 0  | 0  | MIKE FISHER      | 2  | 1 | 0 | 1 | 1   | 0   | 0  | 0  |
| MATT READ                | 2  | 1 | 0 | 1 | 0   | 2   | 0  | 0  | CALLE JARNKROK   | 2  | 1 | 0 | 1 | -2  | 0   | 0  | 0  |
| COLIN MCDONALD           | 1  | 1 | 0 | 1 | 1   | 5   | 0  | 0  | MATTIAS EKHOLM   | 2  | 0 | 0 | 0 | 0   | 0   | 0  | 0  |
| SEAN COUTURIER           | 2  | 0 | 1 | 1 | 0   | 0   | 0  | 0  | RYAN ELLIS       | 2  | 0 | 0 | 0 | -3  | 0   | 0  | 0  |
| EVGENY MEDVEDEV          | 2  | 0 | 1 | 1 | 1   | 2   | 0  | 0  | BARRET JACKMAN   | 2  | 0 | 0 | 0 | -2  | 5   | 0  | 0  |
| NICK SCHULTZ             | 2  | 0 | 1 | 1 | 1   | 0   | 0  | 0  | CRAIG SMITH      | 2  | 0 | 0 | 0 | 0   | 4   | 0  | 0  |
| SAM GAGNER               | 1  | 0 | 1 | 1 | 1   | 2   | 0  | 0  | AUSTIN WATSON    | 2  | 0 | 0 | 0 | -2  | 0   | 0  | 0  |
| PIERRE-EDOUARD BELLEMARE | 2  | 0 | 0 | 0 | 0   | 0   | 0  | 0  | VIKTOR ARVIDSSON | 1  | 0 | 0 | 0 | -2  | 0   | 0  | 0  |
| RADKO GUDAS              | 2  | 0 | 0 | 0 | 1   | 6   | 0  | 0  | CODY BASS        | 1  | 0 | 0 | 0 | 0   | 0   | 0  | 0  |
| MICHAEL RAFFL            | 2  | 0 | 0 | 0 | 1   | 0   | 0  | 0  | ANTHONY BITETTO  | 1  | 0 | 0 | 0 | 0   | 0   | 0  | 0  |
| CHRIS VANDEVELDE         | 2  | 0 | 0 | 0 | 0   | 0   | 0  | 0  | GABRIEL BOURQUE  | 1  | 0 | 0 | 0 | 0   | 0   | 0  | 0  |
| NICK COUSINS             | 1  | 0 | 0 | 0 | 1   | 0   | 0  | 0  | PAUL GAUSTAD     | 1  | 0 | 0 | 0 | 0   | 2   | 0  | 0  |
| LUKE SCHENN              | 1  | 0 | 0 | 0 | 0   | 0   | 0  | 0  | CODY HODGSON     | 1  | 0 | 0 | 0 | 0   | 0   | 0  | 0  |
| MARK STREIT              | 1  | 0 | 0 | 0 | 3   | 0   | 0  | 0  | SETH JONES       | 1  | 0 | 0 | 0 | 1   | 0   | 0  | 0  |
| RYAN WHITE               | 1  | 0 | 0 | 0 | 0   | 0   | 0  | 0  | ERIC NYSTROM     | 1  | 0 | 0 | 0 | -2  | 0   | 0  | 0  |
|                          |    |   |   |   |     |     |    |    | MIKKA SALOMAKI   | 1  | 0 | 0 | 0 | 0   | 0   | 0  | 0  |
|                          |    |   |   |   |     |     |    |    | COLTON SISSONS   | 1  | 0 | 0 | 0 | 0   | 0   | 0  | 0  |
|                          |    |   |   |   |     |     |    |    | COLIN WILSON     | 1  | 0 | 0 | 0 | 0   | 2   | 0  | 0  |

## GOALTENDING RECORD:

| FLYERS             | GP       | MIN        | GA       | AVG         | EN       | SO       | W        | L        | OT       | SHOTS     | SAVE %      |
|--------------------|----------|------------|----------|-------------|----------|----------|----------|----------|----------|-----------|-------------|
| MICHAEL NEUVIRTH   | 1        | 64         | 2        | 1.87        | 0        | 0        | 1        | 0        | 0        | 35        | .943        |
| STEVE MASON        | 1        | 60         | 3        | 3.00        | 0        | 0        | 1        | 0        | 0        | 40        | .925        |
| <b>TEAM TOTALS</b> | <b>2</b> | <b>124</b> | <b>5</b> | <b>2.41</b> | <b>0</b> | <b>0</b> | <b>2</b> | <b>0</b> | <b>0</b> | <b>75</b> | <b>.933</b> |

| NASHVILLE          | GP       | MIN        | GA       | AVG         | EN       | SO       | W        | L        | OT       | SHOTS     | SAVE %      |
|--------------------|----------|------------|----------|-------------|----------|----------|----------|----------|----------|-----------|-------------|
| PEKKA RINNE        | 2        | 123        | 9        | 4.39        | 0        | 0        | 0        | 1        | 1        | 55        | .836        |
| <b>TEAM TOTALS</b> | <b>2</b> | <b>123</b> | <b>9</b> | <b>4.39</b> | <b>0</b> | <b>0</b> | <b>0</b> | <b>1</b> | <b>1</b> | <b>55</b> | <b>.836</b> |

## POWER PLAY:

| FLYERS | 2 | FOR | 5 | 40.0% | NASHVILLE | 1 | FOR | 9 | 11.1% |
|--------|---|-----|---|-------|-----------|---|-----|---|-------|
| HOME   | 1 | FOR | 2 | 50.0% | HOME      | 1 | FOR | 7 | 14.3% |
| AWAY   | 1 | FOR | 3 | 33.3% | AWAY      | 0 | FOR | 2 | 0.00% |

## PENALTY KILLING

| FLYERS | 8 | FOR | 9 | 88.9%  | NASHVILLE | 3 | FOR | 5 | 60.0% |
|--------|---|-----|---|--------|-----------|---|-----|---|-------|
| HOME   | 2 | FOR | 2 | 100.0% | HOME      | 2 | FOR | 3 | 66.7% |
| AWAY   | 6 | FOR | 7 | 85.7%  | AWAY      | 1 | FOR | 2 | 50.0% |



# vs. NEW JERSEY DEVILS

| - 2015-16 RESULTS - |          |          |
|---------------------|----------|----------|
| W                   | L        | O/TL     |
| <b>2</b>            | <b>1</b> | <b>1</b> |

| DATE     | GAME NO. | NEW JERSEY 4 AT FLYERS 1      | FLYERS GOALSCORERS  | GOALTENDERS                 | WINNING GOAL |
|----------|----------|-------------------------------|---------------------|-----------------------------|--------------|
| 10-29-15 | 9        | NEW JERSEY 4 AT FLYERS 1      | 22                  | MASON(L)/SCHNEIDER(W)       | PALMIERI     |
| 12-4-15  | 26       | FLYERS 4 AT NEW JERSEY 3 (OT) | 17P,28P,78,24       | NEUVIRTH(W)/ SCHNEIDER (L)  | READ         |
| 2-13-16  | 54       | NEW JERSEY 2 AT FLYERS 1 (OT) | 53P                 | NEUVIRTH (L)/ SCHNEIDER (W) | HENRIQUE     |
| 2-16-16  | 56       | FLYERS 6 AT NEW JERSEY 3      | 53,10P,17P,52,93,25 | NEUVIRTH (W)/ SCHNEIDER(L)  | COUSINS      |

|                   | GP | W | L | OT | PTS | GF | GA | SO | PPG | SHG | PIM |
|-------------------|----|---|---|----|-----|----|----|----|-----|-----|-----|
| <b>FLYERS</b>     | 4  | 2 | 1 | 1  | 4   | 12 | 12 | 0  | 5   | 0   | 55  |
| <b>NEW JERSEY</b> | 4  | 2 | 1 | 1  | 4   | 12 | 12 | 0  | 6   | 0   | 51  |

| GOALS BY PERIOD:  | 1ST | 2ND | 3RD | OT | TOTAL | SHOTS BY PERIOD:  | 1ST | 2ND | 3RD | OT | TOTAL |
|-------------------|-----|-----|-----|----|-------|-------------------|-----|-----|-----|----|-------|
| <b>FLYERS</b>     | 2   | 3   | 6   | 1  | 12    | <b>FLYERS</b>     | 26  | 46  | 36  | 3  | 111   |
| <b>NEW JERSEY</b> | 3   | 1   | 7   | 1  | 12    | <b>NEW JERSEY</b> | 34  | 32  | 29  | 4  | 99    |

## INDIVIDUAL SCORING:

| FLYERS                   | GP | G | A | P | +/- | PIM | PP | SH | DEVILS             | GP | G | A | P | +/- | PIM | PP | SH |
|--------------------------|----|---|---|---|-----|-----|----|----|--------------------|----|---|---|---|-----|-----|----|----|
| CLAUDE GIROUX            | 4  | 1 | 5 | 6 | 0   | 0   | 1  | 0  | KYLE PALMIERI      | 4  | 3 | 3 | 6 | 0   | 4   | 0  | 0  |
| BRAYDEN SCHENN           | 4  | 1 | 3 | 4 | 0   | 4   | 1  | 0  | TRAVIS ZAJAC       | 3  | 2 | 1 | 3 | 0   | 2   | 2  | 0  |
| WAYNE SIMMONDS           | 4  | 2 | 1 | 3 | 0   | 4   | 2  | 0  | TYLER KENNEDY      | 3  | 1 | 1 | 2 | 0   | 2   | 1  | 0  |
| SHAYNE GOSTISBEHERE      | 3  | 2 | 1 | 3 | 0   | 2   | 1  | 0  | MICHAEL CAMMALLERI | 2  | 1 | 1 | 2 | 2   | 0   | 1  | 0  |
| JAKUB VORACEK            | 4  | 1 | 2 | 3 | 0   | 2   | 0  | 0  | JACOB JOSEFSON     | 4  | 0 | 2 | 2 | 0   | 0   | 0  | 0  |
| PIERRE-EDOUARD BELLEMARE | 3  | 1 | 1 | 2 | 1   | 4   | 0  | 0  | JOHN MOORE         | 4  | 0 | 2 | 2 | -3  | 2   | 0  | 0  |
| RYAN WHITE               | 3  | 1 | 1 | 2 | 2   | 2   | 0  | 0  | ANDY GREENE        | 4  | 1 | 0 | 1 | 0   | 6   | 0  | 0  |
| CHRIS VANDELVELDE        | 4  | 0 | 2 | 2 | 3   | 4   | 0  | 0  | ADAM HENRIQUE      | 4  | 1 | 0 | 1 | 0   | 0   | 1  | 0  |
| R.J. UMBERGER            | 3  | 0 | 2 | 2 | 0   | 0   | 0  | 0  | JORDIN TOOTOO      | 4  | 1 | 0 | 1 | 0   | 2   | 0  | 0  |
| NICK COUSINS             | 3  | 1 | 0 | 1 | 0   | 2   | 0  | 0  | JOSEPH BLANDISI    | 2  | 1 | 0 | 1 | 0   | 4   | 1  | 0  |
| MATT READ                | 3  | 1 | 0 | 1 | -3  | 0   | 0  | 0  | STEFAN MATTEAU     | 1  | 1 | 0 | 1 | 0   | 0   | 0  | 0  |
| LUKE SCHENN              | 2  | 1 | 0 | 1 | 0   | 0   | 0  | 0  | DAVID SCHLEMMKO    | 4  | 0 | 1 | 1 | 0   | 0   | 0  | 0  |
| MICHAEL DEL ZOTTO        | 3  | 0 | 1 | 1 | 0   | 0   | 0  | 0  | LEE STEPNIAK       | 4  | 0 | 1 | 1 | 0   | 0   | 0  | 0  |
| EVGENY MEDVEDEV          | 3  | 0 | 1 | 1 | 0   | 2   | 0  | 0  | REID BOUCHER       | 2  | 0 | 1 | 1 | -2  | 0   | 0  | 0  |
| VINCENT LÉCAVALIER       | 1  | 0 | 1 | 1 | 1   | 0   | 0  | 0  | SETH HELGESON      | 2  | 0 | 1 | 1 | 0   | 0   | 0  | 0  |
| MICHAEL RAFFL            | 4  | 0 | 0 | 0 | 0   | 0   | 0  | 0  | PATRIK ELIAS       | 1  | 0 | 1 | 1 | 1   | 0   | 0  | 0  |
| NICK SCHULTZ             | 4  | 0 | 0 | 0 | 0   | 6   | 0  | 0  | ERIC GELINAS       | 1  | 0 | 1 | 1 | 0   | 0   | 0  | 0  |
| SAM GAGNER               | 3  | 0 | 0 | 0 | -2  | 0   | 0  | 0  | STEPHEN GIONTA     | 4  | 0 | 0 | 0 | 0   | 0   | 0  | 0  |
| BRANDON MANNING          | 3  | 0 | 0 | 0 | 1   | 0   | 0  | 0  | SERGEY KALININ     | 4  | 0 | 0 | 0 | 0   | 4   | 0  | 0  |
| MARK STREIT              | 3  | 0 | 0 | 0 | 1   | 0   | 0  | 0  | ADAM LARSSON       | 4  | 0 | 0 | 0 | 2   | 2   | 0  | 0  |
| RADKO GUDAS              | 2  | 0 | 0 | 0 | 0   | 12  | 0  | 0  | DAMON SEVERSON     | 4  | 0 | 0 | 0 | 0   | 0   | 0  | 0  |
| SCOTT LAUGHTON           | 2  | 0 | 0 | 0 | 0   | 7   | 0  | 0  | BOBBY FARNHAM      | 3  | 0 | 0 | 0 | 1   | 21  | 0  | 0  |
| SEAN COUTURIER           | 1  | 0 | 0 | 0 | 0   | 0   | 0  | 0  | JON MERRILL        | 2  | 0 | 0 | 0 | 1   | 2   | 0  | 0  |
| ANDREW MACDONALD         | 1  | 0 | 0 | 0 | 3   | 2   | 0  | 0  | BRIAN O'NEILL      | 1  | 0 | 0 | 0 | 0   | 0   | 0  | 0  |
| COLIN MCDONALD           | 1  | 0 | 0 | 0 | 0   | 2   | 0  | 0  | JIRI TLUSTY        | 1  | 0 | 0 | 0 | 0   | 0   | 0  | 0  |
| JORDAN WEAL              | 1  | 0 | 0 | 0 | 0   | 0   | 0  | 0  |                    |    |   |   |   |     |     |    |    |

## GOALTEENDING RECORD:

| FLYERS             | GP       | MIN        | GA        | AVG         | EN       | SO       | W        | L        | OT       | SHOTS     | SAVE %      |
|--------------------|----------|------------|-----------|-------------|----------|----------|----------|----------|----------|-----------|-------------|
| MICHAEL NEUVIRTH   | 3        | 186        | 8         | 2.58        | 0        | 0        | 2        | 0        | 1        | 66        | .879        |
| STEVE MASON        | 1        | 57         | 3         | 3.15        | 1        | 0        | 0        | 1        | 0        | 32        | .906        |
| <b>TEAM TOTALS</b> | <b>4</b> | <b>243</b> | <b>11</b> | <b>2.72</b> | <b>0</b> | <b>0</b> | <b>2</b> | <b>1</b> | <b>1</b> | <b>98</b> | <b>.887</b> |

| NEW JERSEY         | GP       | MIN        | GA        | AVG         | EN       | SO       | W        | L        | OT       | SHOTS      | SAVE %      |
|--------------------|----------|------------|-----------|-------------|----------|----------|----------|----------|----------|------------|-------------|
| CORY SCHNEIDER     | 4        | 246        | 11        | 2.68        | 1        | 0        | 2        | 1        | 1        | 110        | .900        |
| <b>TEAM TOTALS</b> | <b>4</b> | <b>246</b> | <b>11</b> | <b>2.68</b> | <b>1</b> | <b>0</b> | <b>2</b> | <b>1</b> | <b>1</b> | <b>110</b> | <b>.900</b> |

### POWER PLAY:

| FLYERS | 5 FOR | 13 | 38.5% | NEW JERSEY | 6 FOR | 18 | 33.3% |
|--------|-------|----|-------|------------|-------|----|-------|
| HOME   | 1 FOR | 6  | 16.7% | HOME       | 2 FOR | 11 | 18.2% |
| AWAY   | 4 FOR | 7  | 57.1% | AWAY       | 4 FOR | 7  | 57.1% |

### PENALTY KILLING

| FLYERS | 12 FOR | 18 | 66.7% | NEW JERSEY | 8 FOR | 13 | 61.5% |
|--------|--------|----|-------|------------|-------|----|-------|
| HOME   | 3 FOR  | 7  | 42.9% | HOME       | 3 FOR | 7  | 42.9% |
| AWAY   | 9 FOR  | 11 | 81.8% | AWAY       | 5 FOR | 6  | 83.3% |



# Vs. NEW YORK ISLANDERS

## - 2015-16 RESULTS -

| W        | L        | OTL      |
|----------|----------|----------|
| <b>3</b> | <b>1</b> | <b>1</b> |

| DATE     | GAME NO. | FLYERS                      | FLYERS GOALSCORERS | GOALTENDERS                   | WINNING GOAL |
|----------|----------|-----------------------------|--------------------|-------------------------------|--------------|
| 11-25-15 | 22       | FLYERS 1 AT NEW YORK 3      | 28P                | MASON(L)/HALAK(W)             | OKPOSO       |
| 12-8-15  | 28       | NEW YORK 4 AT FLYERS 3 (SO) | 78S,25,28          | MASON, NEUVIRTH(W)/ HALAK (L) | OKPOSO       |
| 1-9-16   | 40       | NEW YORK 0 AT FLYERS 4      | 12,82,24,14        | MASON (W)/ HALAK (L)          | RAFFL        |
| 3-21-16  | 71       | FLYERS 4 AT NEW YORK 1      | 52,23,89,28        | MASON (W)/ GREISS (L)         | MANNING      |
| 4-10-16  | 82       | FLYERS 5 AT NEW YORK 2      | 53P,82P,12,21,20P  | NEUVIRTH (L)/ CONDON (W)      | RAFFL        |

|                 | GP | W | L | OT | PTS | GF | GA | SO | PPG | SHG | PIM |
|-----------------|----|---|---|----|-----|----|----|----|-----|-----|-----|
| <b>FLYERS</b>   | 5  | 3 | 1 | 1  | 7   | 17 | 10 | 1  | 4   | 1   | 51  |
| <b>NEW YORK</b> | 5  | 2 | 3 | 0  | 4   | 10 | 17 | 0  | 1   | 1   | 55  |

| GOALS BY PERIOD: | 1ST | 2ND | 3RD | OT | TOTAL | SHOTS BY PERIOD: | 1ST | 2ND | 3RD | OT | TOTAL |
|------------------|-----|-----|-----|----|-------|------------------|-----|-----|-----|----|-------|
| <b>FLYERS</b>    | 4   | 6   | 7   | 0  | 17    | <b>FLYERS</b>    | 49  | 54  | 45  | 1  | 149   |
| <b>NEW YORK</b>  | 5   | 3   | 1   | 0  | 9     | <b>NEW YORK</b>  | 35  | 38  | 49  | 1  | 123   |

### INDIVIDUAL SCORING:

| FLYERS                   | GP | G | A | P | +/- | PIM | PP | SH | ISLANDERS         | GP | G | A | P | +/- | PIM | PP | SH |
|--------------------------|----|---|---|---|-----|-----|----|----|-------------------|----|---|---|---|-----|-----|----|----|
| MICHAEL RAFFL            | 5  | 2 | 4 | 6 | 4   | 0   | 0  | 0  | FRANS NIELSEN     | 4  | 3 | 0 | 3 | 3   | 2   | 0  | 0  |
| CLAUDE GIROUX            | 4  | 3 | 1 | 4 | -2  | 15  | 1  | 0  | KYLE OKPOSO       | 4  | 2 | 1 | 3 | 1   | 0   | 0  | 0  |
| SCOTT LAUGHTON           | 5  | 1 | 3 | 4 | 4   | 4   | 0  | 0  | CALVIN DE HAAN    | 5  | 0 | 3 | 3 | 0   | 0   | 0  | 0  |
| MATT READ                | 5  | 1 | 3 | 4 | 4   | 0   | 0  | 0  | NICK LEDDY        | 4  | 0 | 2 | 0 | 11  | 0   | 0  | 0  |
| BRAYDEN SCHENN           | 5  | 0 | 4 | 4 | 1   | 0   | 0  | 0  | ANDERS LEE        | 4  | 0 | 2 | 2 | 0   | 7   | 0  | 0  |
| SEAN COUTURIER           | 4  | 1 | 2 | 3 | 4   | 2   | 0  | 0  | RYAN PULOCK       | 1  | 0 | 2 | 2 | 0   | 0   | 0  | 0  |
| NICK COUSINS             | 2  | 1 | 2 | 3 | 1   | 0   | 0  | 0  | NIKOLAY KULEMIN   | 5  | 1 | 0 | 1 | 0   | 0   | 0  | 0  |
| JAKUB VORACEK            | 5  | 0 | 3 | 3 | -2  | 4   | 0  | 0  | MATT MARTIN       | 5  | 1 | 0 | 1 | 1   | 9   | 0  | 0  |
| EVGENY MEDVEDEV          | 3  | 2 | 0 | 2 | 1   | 4   | 1  | 0  | BROCK NELSON      | 5  | 1 | 0 | 1 | -4  | 2   | 1  | 0  |
| BRANDON MANNING          | 5  | 1 | 1 | 2 | 1   | 7   | 0  | 0  | CASEY CIZIKAS     | 4  | 1 | 0 | 1 | 1   | 2   | 0  | 1  |
| SHAYNE GOSTISBEHERE      | 4  | 1 | 1 | 2 | 2   | 2   | 1  | 0  | JOSH BAILEY       | 5  | 0 | 1 | 1 | -3  | 4   | 0  | 0  |
| R.J. UMBERGER            | 3  | 1 | 1 | 2 | 2   | 2   | 1  | 0  | CAL CLUTTERBUCK   | 5  | 0 | 1 | 1 | 0   | 2   | 0  | 0  |
| MARK STREIT              | 2  | 0 | 2 | 2 | 1   | 0   | 0  | 0  | JOHN TAVARES      | 4  | 0 | 1 | 1 | 0   | 2   | 0  | 0  |
| PIERRE-EDOUARD BELLEMARE | 5  | 1 | 0 | 1 | -2  | 0   | 0  | 1  | JOHNNY BOYCHUK    | 3  | 0 | 1 | 1 | 0   | 0   | 0  | 0  |
| RYAN WHITE               | 4  | 1 | 0 | 1 | 0   | 0   | 0  | 0  | TRAVIS HAMONIC    | 3  | 0 | 1 | 1 | 2   | 2   | 0  | 0  |
| SAM GAGNER               | 2  | 1 | 0 | 1 | 1   | 0   | 0  | 0  | THOMAS HICKEY     | 4  | 0 | 0 | 0 | -3  | 0   | 0  | 0  |
| RADKO GUDAS              | 4  | 0 | 1 | 1 | 2   | 2   | 0  | 0  | RYAN STROME       | 4  | 0 | 0 | 0 | -5  | 0   | 0  | 0  |
| WAYNE SIMMONDS           | 4  | 0 | 1 | 1 | -2  | 5   | 0  | 0  | MIKHAIL GRABOVSKI | 3  | 0 | 0 | 0 | -3  | 2   | 0  | 0  |
| MICHAEL DEL ZOTTO        | 3  | 0 | 1 | 1 | 4   | 0   | 0  | 0  | BRIAN STRAIT      | 3  | 0 | 0 | 0 | -2  | 0   | 0  | 0  |
| ANDREW MACDONALD         | 3  | 0 | 1 | 1 | 5   | 2   | 0  | 0  | MAREK ZIDLICKY    | 3  | 0 | 0 | 0 | 0   | 2   | 0  | 0  |
| NICK SCHULTZ             | 5  | 0 | 0 | 0 | -2  | 2   | 0  | 0  | STEVE BERNIER     | 2  | 0 | 0 | 0 | 0   | 0   | 0  | 0  |
| CHRIS VANDELDELDE        | 4  | 0 | 0 | 0 | -3  | 0   | 0  | 0  | SCOTT MAYFIELD    | 2  | 0 | 0 | 0 | -2  | 0   | 0  | 0  |
| TAYLOR LEIER             | 1  | 0 | 0 | 0 | 0   | 0   | 0  | 0  | ADAM PELECH       | 2  | 0 | 0 | 0 | -2  | 0   | 0  | 0  |
| COLIN MCDONALD           | 1  | 0 | 0 | 0 | 0   | 0   | 0  | 0  | SHANE PRINCE      | 2  | 0 | 0 | 0 | -3  | 0   | 0  | 0  |
| LUKE SCHENN              | 1  | 0 | 0 | 0 | 0   | 0   | 0  | 0  | ERIC BOULTON      | 1  | 0 | 0 | 0 | 0   | 0   | 0  | 0  |
| JORDAN WEAL              | 1  | 0 | 0 | 0 | 0   | 0   | 0  | 0  | ROSS JOHNSTON     | 1  | 0 | 0 | 0 | 0   | 4   | 0  | 0  |
|                          |    |   |   |   |     |     |    |    | BRACKEN KEARNS    | 1  | 0 | 0 | 0 | 0   | 4   | 0  | 0  |
|                          |    |   |   |   |     |     |    |    | ALAN QUINE        | 1  | 0 | 0 | 0 | 0   | 0   | 0  | 0  |

### GOALTENDING RECORD:

| FLYERS             | GP       | MIN        | GA       | AVG         | EN       | SO       | W        | L        | OT       | SHOTS      | SAVE %      |
|--------------------|----------|------------|----------|-------------|----------|----------|----------|----------|----------|------------|-------------|
| STEVE MASON        | 4        | 200        | 6        | 1.80        | 1        | 1        | 2        | 1        | 0        | 89         | .933        |
| MICHEL NEUVIRTH    | 2        | 104        | 2        | 1.16        | 0        | 0        | 1        | 0        | 1        | 33         | .939        |
| <b>TEAM TOTALS</b> | <b>6</b> | <b>304</b> | <b>8</b> | <b>1.58</b> | <b>1</b> | <b>1</b> | <b>3</b> | <b>1</b> | <b>1</b> | <b>122</b> | <b>.934</b> |

| NEW YORK           | GP       | MIN        | GA        | AVG         | EN       | SO       | W        | L        | OT       | SHOTS      | SAVE %      |
|--------------------|----------|------------|-----------|-------------|----------|----------|----------|----------|----------|------------|-------------|
| JAROSLAV HALAK     | 3        | 185        | 8         | 2.59        | 0        | 0        | 2        | 1        | 0        | 95         | .916        |
| THOMAS GREISS      | 2        | 77         | 5         | 3.88        | 1        | 0        | 0        | 1        | 0        | 35         | .857        |
| CHRISTOPHER GIBSON | 1        | 40         | 3         | 4.50        | 0        | 0        | 0        | 1        | 0        | 18         | .833        |
| <b>TEAM TOTALS</b> | <b>6</b> | <b>302</b> | <b>16</b> | <b>3.18</b> | <b>1</b> | <b>0</b> | <b>2</b> | <b>3</b> | <b>0</b> | <b>148</b> | <b>.891</b> |

### POWER PLAY:

| FLYERS | 4 | FOR | 20 | 20.0% | NEW YORK | 1 | FOR | 13 | 7.7%  |
|--------|---|-----|----|-------|----------|---|-----|----|-------|
| HOME   | 0 | FOR | 7  | 0.00% | HOME     | 0 | FOR | 9  | 0.00% |
| AWAY   | 4 | FOR | 13 | 30.8% | AWAY     | 1 | FOR | 4  | 25.0% |

### PENALTY KILLING

| FLYERS | 12 | FOR | 13 | 92.3%  | NEW YORK | 16 | FOR | 20 | 80.0%  |
|--------|----|-----|----|--------|----------|----|-----|----|--------|
| HOME   | 3  | FOR | 4  | 75.0%  | HOME     | 9  | FOR | 13 | 69.2%  |
| AWAY   | 9  | FOR | 9  | 100.0% | AWAY     | 7  | FOR | 7  | 100.0% |





# vs. NEW YORK RANGERS

| - 2015-16 RESULTS - |          |          |
|---------------------|----------|----------|
| W                   | L        | OTL      |
| <b>2</b>            | <b>1</b> | <b>2</b> |

| DATE     | GAME NO. | FLYERS GOALSCORERS          | GOALTENDERS | WINNING GOAL             |            |
|----------|----------|-----------------------------|-------------|--------------------------|------------|
| 10-24-15 | 7        | NEW YORK 2 AT FLYERS 3 (SO) | 32,21       | MASON(W)/LUNDQVIST(L)    | GIROUX     |
| 11-28-15 | 24       | FLYERS 3 AT NEW YORK 0      | 17,14,17    | MASON(W)/ RAANTA (L)     | SIMMONDS   |
| 1-16-16  | 42       | NEW YORK 3 AT FLYERS 2 (SO) | 10,17P      | MASON (L)/ LUNDQVIST (W) | ZUCCARELLO |
| 2-6-16   | 50       | NEW YORK 3 AT FLYERS 2 (SO) | 53P,25      | MASON (L)/ LUNDQVIST (W) | ZUCCARELLO |
| 2-14-16  | 55       | FLYERS 1 AT NEW YORK 3      | 10P         | MASON (L)/ LUNDQVIST (W) | STEPAN     |

|                 | GP       | W        | L        | OT       | PTS      | GF        | GA        | SO       | PPG      | SHG      | PIM       |
|-----------------|----------|----------|----------|----------|----------|-----------|-----------|----------|----------|----------|-----------|
| <b>FLYERS</b>   | <b>5</b> | <b>2</b> | <b>1</b> | <b>2</b> | <b>6</b> | <b>11</b> | <b>11</b> | <b>1</b> | <b>3</b> | <b>0</b> | <b>86</b> |
| <b>NEW YORK</b> | <b>5</b> | <b>3</b> | <b>1</b> | <b>1</b> | <b>7</b> | <b>11</b> | <b>11</b> | <b>0</b> | <b>3</b> | <b>0</b> | <b>62</b> |

| GOALS BY PERIOD: | 1ST      | 2ND      | 3RD      | OT       | TOTAL     | SHOTS BY PERIOD: | 1ST       | 2ND       | 3RD       | OT       | TOTAL      |
|------------------|----------|----------|----------|----------|-----------|------------------|-----------|-----------|-----------|----------|------------|
| <b>FLYERS</b>    | <b>2</b> | <b>3</b> | <b>5</b> | <b>0</b> | <b>10</b> | <b>FLYERS</b>    | <b>44</b> | <b>68</b> | <b>48</b> | <b>8</b> | <b>168</b> |
| <b>NEW YORK</b>  | <b>3</b> | <b>2</b> | <b>4</b> | <b>0</b> | <b>9</b>  | <b>NEW YORK</b>  | <b>55</b> | <b>45</b> | <b>45</b> | <b>7</b> | <b>152</b> |

## INDIVIDUAL SCORING:

| FLYERS                   | GP | G | A | P | +/- | PIM | PP | SH | NY RANGERS      | GP | G | A | P | +/- | PIM | PP | SH |
|--------------------------|----|---|---|---|-----|-----|----|----|-----------------|----|---|---|---|-----|-----|----|----|
| WAYNE SIMMONDS           | 5  | 3 | 2 | 5 | 4   | 27  | 1  | 0  | DERICK BRASSARD | 5  | 2 | 1 | 3 | 0   | 0   | 1  | 0  |
| SHAYNE GOSTISBEHERE      | 4  | 1 | 2 | 3 | 0   | 2   | 1  | 0  | CHRIS KREIDER   | 5  | 2 | 1 | 3 | 2   | 2   | 0  | 0  |
| JAKUB VORACEK            | 5  | 0 | 3 | 3 | -3  | 6   | 0  | 0  | DEREK STEPAN    | 4  | 2 | 1 | 3 | 1   | 4   | 1  | 0  |
| BRAYDEN SCHENN           | 5  | 2 | 0 | 2 | 1   | 2   | 1  | 0  | KEITH YANDLE    | 5  | 1 | 2 | 3 | 1   | 2   | 0  | 0  |
| SCOTT LAUGHTON           | 5  | 1 | 1 | 2 | 0   | 4   | 0  | 0  | DAN GIRARDI     | 5  | 0 | 3 | 3 | 3   | 0   | 0  | 0  |
| SEAN COUTURIER           | 2  | 1 | 1 | 2 | 3   | 0   | 0  | 0  | MATS ZUCCARELLO | 5  | 0 | 3 | 3 | 0   | 6   | 0  | 0  |
| CLAUDE GIROUX            | 5  | 0 | 2 | 2 | 0   | 0   | 0  | 0  | J.T. MILLER     | 5  | 2 | 0 | 2 | -2  | 2   | 1  | 0  |
| MARK STREIT              | 4  | 1 | 0 | 1 | 0   | 2   | 0  | 0  | JESPER FAST     | 5  | 0 | 1 | 1 | 0   | 2   | 0  | 0  |
| RYAN WHITE               | 4  | 1 | 0 | 1 | 0   | 5   | 0  | 0  | KEVIN HAYES     | 5  | 0 | 1 | 1 | 0   | 0   | 0  | 0  |
| MICHAEL RAFFL            | 5  | 0 | 1 | 1 | 0   | 2   | 0  | 0  | OSCAR LINDBERG  | 5  | 0 | 1 | 1 | 0   | 7   | 0  | 0  |
| MATT READ                | 5  | 0 | 1 | 1 | 3   | 5   | 0  | 0  | DAN BOYLE       | 4  | 0 | 1 | 1 | 1   | 2   | 0  | 0  |
| CHRIS VANDEVELDE         | 5  | 0 | 1 | 1 | 0   | 2   | 0  | 0  | RYAN MCDONAGH   | 4  | 0 | 1 | 1 | -3  | 4   | 0  | 0  |
| MICHAEL DEL ZOTTO        | 4  | 0 | 1 | 1 | 1   | 2   | 0  | 0  | RICK NASH       | 3  | 0 | 1 | 1 | 1   | 0   | 0  | 0  |
| SAM GAGNER               | 2  | 0 | 1 | 1 | 1   | 0   | 0  | 0  | KEVIN KLEIN     | 5  | 0 | 0 | 0 | -5  | 2   | 0  | 0  |
| PIERRE-EDOUARD BELLEMARE | 5  | 0 | 0 | 0 | 0   | 2   | 0  | 0  | DOMINIC MOORE   | 5  | 0 | 0 | 0 | 0   | 4   | 0  | 0  |
| RADKO GUDAS              | 5  | 0 | 0 | 0 | 1   | 4   | 0  | 0  | MARC STAAL      | 5  | 0 | 0 | 0 | 1   | 0   | 0  | 0  |
| EVGENY MEDVEDEV          | 5  | 0 | 0 | 0 | 1   | 2   | 0  | 0  | VIKTOR STALBERG | 5  | 0 | 0 | 0 | 0   | 2   | 0  | 0  |
| NICK SCHULTZ             | 5  | 0 | 0 | 0 | 1   | 2   | 0  | 0  | TANNER GLASS    | 3  | 0 | 0 | 0 | 0   | 7   | 0  | 0  |
| NICK COUSINS             | 3  | 0 | 0 | 0 | 0   | 0   | 0  | 0  | DYLAN MCILRATH  | 2  | 0 | 0 | 0 | 0   | 14  | 0  | 0  |
| R.J. UMBERGER            | 3  | 0 | 0 | 0 | 0   | 0   | 0  | 0  | DANIEL PAILLE   | 2  | 0 | 0 | 0 | 0   | 0   | 0  | 0  |
| ANDREW MACDONALD         | 1  | 0 | 0 | 0 | -2  | 0   | 0  | 0  | JARRET STOLL    | 2  | 0 | 0 | 0 | 0   | 2   | 0  | 0  |
| BRANDON MANNING          | 1  | 0 | 0 | 0 | 0   | 0   | 0  | 0  | EMERSON ETEM    | 1  | 0 | 0 | 0 | 0   | 0   | 0  | 0  |
| COLIN MCDONALD           | 1  | 0 | 0 | 0 | 0   | 0   | 0  | 0  |                 |    |   |   |   |     |     |    |    |
| LUKE SCHENN              | 1  | 0 | 0 | 0 | 1   | 17  | 0  | 0  |                 |    |   |   |   |     |     |    |    |

## GOALTENDING RECORD:

| FLYERS             | GP       | MIN        | GA       | AVG         | EN       | SO       | W        | L        | OT       | SHOTS      | SAVE %      |
|--------------------|----------|------------|----------|-------------|----------|----------|----------|----------|----------|------------|-------------|
| STEVE MASON        | 5        | 310        | 9        | 1.74        | 0        | 1        | 2        | 1        | 2        | 152        | .941        |
| <b>TEAM TOTALS</b> | <b>5</b> | <b>310</b> | <b>9</b> | <b>1.74</b> | <b>0</b> | <b>1</b> | <b>2</b> | <b>1</b> | <b>2</b> | <b>152</b> | <b>.941</b> |

| RANGERS            | GP       | MIN        | GA       | AVG         | EN       | SO       | W        | L        | OT       | SHOTS      | SAVE %      |
|--------------------|----------|------------|----------|-------------|----------|----------|----------|----------|----------|------------|-------------|
| HENRIK LUNDQVIST   | 4        | 254        | 7        | 1.65        | 0        | 0        | 3        | 0        | 1        | 134        | .948        |
| ANTTI RAANTA       | 1        | 57         | 2        | 2.11        | 1        | 0        | 0        | 1        | 0        | 33         | .939        |
| <b>TEAM TOTALS</b> | <b>5</b> | <b>311</b> | <b>9</b> | <b>1.74</b> | <b>1</b> | <b>0</b> | <b>3</b> | <b>1</b> | <b>1</b> | <b>167</b> | <b>.946</b> |

## POWER PLAY:

| FLYERS | 3 | FOR | 16 | 18.8% | NEW YORK | 3 | FOR | 15 | 20.0% |
|--------|---|-----|----|-------|----------|---|-----|----|-------|
| HOME   | 2 | FOR | 9  | 22.2% | HOME     | 1 | FOR | 6  | 16.7% |
| AWAY   | 1 | FOR | 7  | 14.3% | AWAY     | 2 | FOR | 9  | 22.2% |

## PENALTY KILLING

| FLYERS | 12 | FOR | 15 | 80.0% | NEW YORK | 13 | FOR | 16 | 81.2% |
|--------|----|-----|----|-------|----------|----|-----|----|-------|
| HOME   | 7  | FOR | 9  | 77.8% | HOME     | 6  | FOR | 7  | 85.7% |
| AWAY   | 5  | FOR | 6  | 83.3% | AWAY     | 7  | FOR | 9  | 77.8% |



# vs. OTTAWA SENATORS

| - 2015-16 RESULTS - |          |          |
|---------------------|----------|----------|
| W                   | L        | OTL      |
| <b>2</b>            | <b>1</b> | <b>0</b> |

| DATE     | GAME NO. | FLYERS 0 AT OTTAWA 4 | FLYERS GOALSCORERS | GOALTENDERS            | WINNING GOAL |
|----------|----------|----------------------|--------------------|------------------------|--------------|
| 11-21-15 | 20       | FLYERS 4 AT OTTAWA 2 | 53,82,17,14        | MASON(L)/ANDERSON(W)   | ZIBANEJAD    |
| 12-1-15  | 25       | OTTAWA 2 AT FLYERS 3 | 17P,14P,17P        | MASON(W)/ ANDERSON (L) | SIMMONDS     |
| 4-2-16   | 77       |                      |                    | MASON(W)/ HAMMOND (L)  | SIMMONDS     |

| FLYERS | GP | W | L | OT | PTS | GF | GA | SO | PPG | SHG | PIM |
|--------|----|---|---|----|-----|----|----|----|-----|-----|-----|
| OTTAWA | 3  | 1 | 1 | 1  | 3   | 3  | 5  | 0  | 1   | 0   | 25  |
| OTTAWA | 3  | 2 | 0 | 1  | 5   | 5  | 3  | 0  | 1   | 0   | 25  |

| GOALS BY PERIOD: | 1ST | 2ND | 3RD | OT | TOTAL | SHOTS BY PERIOD: | 1ST | 2ND | 3RD | OT | TOTAL |
|------------------|-----|-----|-----|----|-------|------------------|-----|-----|-----|----|-------|
| FLYERS           | 1   | 4   | 2   | 0  | 7     | FLYERS           | 27  | 44  | 34  | 0  | 105   |
| OTTAWA           | 2   | 4   | 2   | 0  | 8     | OTTAWA           | 24  | 38  | 29  | 0  | 91    |

## INDIVIDUAL SCORING:

| FLYERS                   | GP | G | A | P | +/- | PIM | PP | SH | OTTAWA              | GP | G | A | P | +/- | PIM | PP | SH |
|--------------------------|----|---|---|---|-----|-----|----|----|---------------------|----|---|---|---|-----|-----|----|----|
| WAYNE SIMMONDS           | 3  | 3 | 2 | 5 | 1   | 5   | 2  | 0  | MIKE HOFFMAN        | 3  | 3 | 2 | 5 | 3   | 2   | 1  | 0  |
| SEAN COUTURIER           | 3  | 2 | 2 | 4 | 2   | 2   | 1  | 0  | BOBBY RYAN          | 3  | 0 | 4 | 4 | 2   | 0   | 0  | 0  |
| BRAYDEN SCHENN           | 3  | 0 | 3 | 3 | 0   | 0   | 0  | 0  | CODY CECI           | 3  | 0 | 3 | 3 | 4   | 4   | 0  | 0  |
| JAKUB VORACEK            | 3  | 0 | 2 | 2 | 0   | 0   | 0  | 0  | MIKA ZIBANEJAD      | 3  | 2 | 0 | 2 | 1   | 0   | 0  | 0  |
| SHAYNE GOSTISBEHERE      | 3  | 1 | 0 | 1 | 0   | 0   | 0  | 0  | ZACK SMITH          | 3  | 1 | 1 | 2 | 1   | 0   | 0  | 0  |
| EVEGNY MEDVEDEV          | 1  | 1 | 0 | 1 | 0   | 0   | 0  | 0  | KYLE TURRIS         | 2  | 1 | 1 | 2 | 2   | 0   | 0  | 0  |
| CLAUDE GIROUX            | 3  | 0 | 1 | 1 | 0   | 0   | 0  | 0  | ERIK KARLSSON       | 3  | 0 | 2 | 2 | 0   | 0   | 0  | 0  |
| BRANDON MANNING          | 3  | 0 | 1 | 1 | 2   | 7   | 0  | 0  | MILAN MICHALEK      | 2  | 1 | 0 | 1 | 1   | 2   | 0  | 0  |
| MICHAEL DEL ZOTTO        | 2  | 0 | 1 | 1 | 0   | 2   | 0  | 0  | CURTIS LAZAR        | 3  | 0 | 1 | 1 | 0   | 0   | 0  | 0  |
| PIERRE-EDOUARD BELLEMARE | 3  | 0 | 0 | 0 | -4  | 0   | 0  | 0  | ALEX CHIASSON       | 3  | 0 | 0 | 0 | 0   | 7   | 0  | 0  |
| RADKO GUDAS              | 3  | 0 | 0 | 0 | -3  | 6   | 0  | 0  | CHRIS NEIL          | 3  | 0 | 0 | 0 | 0   | 29  | 0  | 0  |
| MICHAEL RAFFL            | 3  | 0 | 0 | 0 | 1   | 0   | 0  | 0  | JEAN-GABRIEL PAGEAU | 3  | 0 | 0 | 0 | 0   | 0   | 0  | 0  |
| MATT READ                | 3  | 0 | 0 | 0 | 0   | 2   | 0  | 0  | CHRIS WIDEMAN       | 3  | 0 | 0 | 0 | 0   | 6   | 0  | 0  |
| CHRIS VANDEVELDE         | 3  | 0 | 0 | 0 | -4  | 0   | 0  | 0  | MARK BOROWIECKI     | 2  | 0 | 0 | 0 | -2  | 9   | 0  | 0  |
| NICK COUSINS             | 2  | 0 | 0 | 0 | 0   | 2   | 0  | 0  | JARED COWEN         | 2  | 0 | 0 | 0 | 3   | 0   | 0  | 0  |
| SAM GAGNER               | 2  | 0 | 0 | 0 | 0   | 17  | 0  | 0  | MARC METHOP         | 2  | 0 | 0 | 0 | 0   | 0   | 0  | 0  |
| SCOTT LAUGHTON           | 2  | 0 | 0 | 0 | 0   | 0   | 0  | 0  | MATT PUEMPEL        | 2  | 0 | 0 | 0 | 1   | 0   | 0  | 0  |
| LUKE SCHENN              | 2  | 0 | 0 | 0 | -3  | 0   | 0  | 0  | MARK STONE          | 2  | 0 | 0 | 0 | 0   | 2   | 0  | 0  |
| NICK SCHULTZ             | 2  | 0 | 0 | 0 | -2  | 0   | 0  | 0  | FREDRIK CLAESSON    | 1  | 0 | 0 | 0 | 0   | 0   | 0  | 0  |
| TAYLOR LEIER             | 1  | 0 | 0 | 0 | 0   | 0   | 0  | 0  | RYAN DZINGEL        | 1  | 0 | 0 | 0 | 0   | 0   | 0  | 0  |
| ANDREW MACDONALD         | 1  | 0 | 0 | 0 | 0   | 0   | 0  | 0  | SCOTT GOMEZ         | 1  | 0 | 0 | 0 | 0   | 0   | 0  | 0  |
| COLIN MCDONALD           | 1  | 0 | 0 | 0 | 0   | 0   | 0  | 0  | BEN HARPUR          | 1  | 0 | 0 | 0 | 0   | 0   | 0  | 0  |
| MARK STREIT              | 1  | 0 | 0 | 0 | 0   | 0   | 0  | 0  | MICHAEL KOSTKA      | 1  | 0 | 0 | 0 | 1   | 0   | 0  | 0  |
| RYAN WHITE               | 1  | 0 | 0 | 0 | 0   | 0   | 0  | 0  | NICK PAUL           | 1  | 0 | 0 | 0 | 0   | 0   | 0  | 0  |
|                          |    |   |   |   |     |     |    |    | SHANE PRINCE        | 1  | 0 | 0 | 0 | 0   | 2   | 0  | 0  |

## GOALTENDING RECORD:

| FLYERS      | GP | MIN | GA | AVG  | EN | SO | W | L | OT | SHOTS | SAVE % |
|-------------|----|-----|----|------|----|----|---|---|----|-------|--------|
| STEVE MASON | 3  | 179 | 8  | 2.67 | 0  | 0  | 2 | 1 | 0  | 91    | .912   |
| TEAM TOTALS | 3  | 179 | 8  | 2.67 | 0  | 0  | 2 | 1 | 0  | 91    | .912   |

| OTTAWA         | GP | MIN | GA | AVG  | EN | SO | W | L | OT | SHOTS | SAVE % |
|----------------|----|-----|----|------|----|----|---|---|----|-------|--------|
| CRAIG ANDERSON | 2  | 119 | 3  | 1.52 | 1  | 1  | 1 | 1 | 0  | 68    | .956   |
| ANDREW HAMMOND | 1  | 59  | 3  | 3.05 | 0  | 0  | 0 | 1 | 0  | 36    | .917   |
| TEAM TOTALS    | 3  | 178 | 6  | 2.02 | 0  | 1  | 1 | 2 | 0  | 104   | .942   |

## POWER PLAY:

| FLYERS | 3 FOR | 12 | 25.0% | OTTAWA | 1 FOR | 6 | 16.7%  |
|--------|-------|----|-------|--------|-------|---|--------|
| HOME   | 3 FOR | 4  | 75.0% | HOME   | 0 FOR | 5 | 0.0%   |
| AWAY   | 0 FOR | 8  | 0.00% | AWAY   | 1 FOR | 1 | 100.0% |

## PENALTY KILLING

| FLYERS | 5 FOR | 6 | 83.3%  | OTTAWA | 9 FOR | 12 | 75.0%  |
|--------|-------|---|--------|--------|-------|----|--------|
| HOME   | 0 FOR | 1 | 0.00%  | HOME   | 8 FOR | 8  | 100.0% |
| AWAY   | 5 FOR | 5 | 100.0% | AWAY   | 1 FOR | 4  | 25.0%  |



# Vs. PITTSBURGH PENGUINS

| - 2015-16 RESULTS - |          |          |
|---------------------|----------|----------|
| W                   | L        | OTL      |
| <b>1</b>            | <b>3</b> | <b>0</b> |

| DATE    | GAME NO. | FLYERS                   | PENGUINS | GOALSCORERS | GOALTENDERS                    | WINNING GOAL |
|---------|----------|--------------------------|----------|-------------|--------------------------------|--------------|
| 1-21-16 | 45       | FLYERS 3 AT PENGUINS 4   |          | 10P,93P,28P | MASON (L)/FLEURY(W)            | KESSEL       |
| 3-19-16 | 70       | PENGUINS 4 AT FLYERS 1   |          | 3           | MASON(L)/ FLEURY (W)           | HAGELAN      |
| 4-3-16  | 78       | FLYERS 2 AT PITTSBURGH 3 |          | 17,93       | MASON (L)/ MURRAY (W)          | HORNQVIST    |
| 4-9-16  | 81       | PITTSBURGH 1 AT FLYERS 3 |          | 17,17,78    | MASON (W)/ ZATKOFF, MURRAY (L) | SIMMONDS     |

|                   | GP | W | L | OT | PTS | GF | GA | SO | PPG | SHG | PIM |
|-------------------|----|---|---|----|-----|----|----|----|-----|-----|-----|
| <b>FLYERS</b>     | 4  | 1 | 3 | 0  | 2   | 9  | 15 | 0  | 3   | 0   | 24  |
| <b>PITTSBURGH</b> | 4  | 3 | 1 | 0  | 6   | 15 | 9  | 0  | 3   | 1   | 43  |

| GOALS BY PERIOD:  | 1ST | 2ND | 3RD | OT | TOTAL | SHOTS BY PERIOD:  | 1ST | 2ND | 3RD | OT | TOTAL |
|-------------------|-----|-----|-----|----|-------|-------------------|-----|-----|-----|----|-------|
| <b>FLYERS</b>     | 3   | 3   | 3   | 0  | 9     | <b>FLYERS</b>     | 35  | 40  | 40  | 0  | 115   |
| <b>PITTSBURGH</b> | 3   | 7   | 5   | 0  | 15    | <b>PITTSBURGH</b> | 46  | 47  | 45  | 0  | 138   |

## INDIVIDUAL SCORING:

| FLYERS                   | GP | G | A | TP | +/ | PIM | PP | SH | PITTSBURGH       | GP | G | A | TP | +/ | PIM | PP | SH |
|--------------------------|----|---|---|----|----|-----|----|----|------------------|----|---|---|----|----|-----|----|----|
| WAYNE SIMMONDS           | 4  | 3 | 1 | 4  | 0  | 2   | 0  | 0  | SIDNEY CROSBY    | 3  | 2 | 3 | 5  | 4  | 2   | 1  | 0  |
| JAKUB VORACEK            | 4  | 2 | 2 | 4  | 0  | 2   | 1  | 0  | PHIL KESSEL      | 4  | 2 | 2 | 4  | 2  | 0   | 1  | 0  |
| CLAUDE GIROUX            | 4  | 1 | 3 | 4  | 0  | 0   | 1  | 0  | CARL HAGELIN     | 4  | 2 | 2 | 4  | 4  | 0   | 0  | 0  |
| SHAYNE GOSTISBEHERE      | 4  | 0 | 4 | 4  | -1 | 2   | 0  | 0  | PATRIC HORNQVIST | 4  | 1 | 3 | 4  | 3  | 0   | 0  | 0  |
| BRAYDEN SCHEEN           | 4  | 1 | 1 | 2  | -3 | 2   | 1  | 0  | CHRIS KUNITZ     | 4  | 1 | 3 | 4  | 2  | 0   | 0  | 0  |
| RADKO GUDAS              | 4  | 1 | 0 | 1  | -3 | 4   | 0  | 0  | NICK BONINO      | 3  | 1 | 3 | 4  | 3  | 2   | 0  | 0  |
| PIERRE-EDOUARD BELLEMARE | 4  | 1 | 0 | 1  | -2 | 0   | 0  | 0  | ERIC FEHR        | 4  | 2 | 1 | 3  | 0  | 0   | 0  | 1  |
| MARK STREIT              | 4  | 0 | 1 | 1  | -2 | 0   | 0  | 0  | KRIS LETANG      | 3  | 1 | 2 | 3  | 5  | 0   | 0  | 0  |
| ANDREW MACDONALD         | 3  | 0 | 1 | 1  | 0  | 0   | 0  | 0  | TREVOR DALEY     | 4  | 2 | 0 | 2  | 2  | 2   | 1  | 0  |
| SEAN COUTURIER           | 3  | 0 | 1 | 1  | -3 | 0   | 0  | 0  | MATT CULLEN      | 4  | 0 | 2 | 2  | -1 | 0   | 0  | 0  |
| NICK SCHULTZ             | 4  | 0 | 0 | 0  | -1 | 2   | 0  | 0  | BEAU BENNETT     | 1  | 1 | 0 | 1  | 1  | 0   | 0  | 0  |
| SAM GAGNER               | 4  | 0 | 0 | 0  | -3 | 0   | 0  | 0  | TOM KUHNHACKL    | 4  | 0 | 1 | 1  | -2 | 0   | 0  | 0  |
| MICHAEL RAFFL            | 4  | 0 | 0 | 0  | -4 | 4   | 0  | 0  | CONOR SHEARY     | 4  | 0 | 1 | 1  | 1  | 2   | 0  | 0  |
| MATT READ                | 4  | 0 | 0 | 0  | -1 | 0   | 0  | 0  | BEN LOVEJOY      | 3  | 0 | 1 | 1  | -1 | 2   | 0  | 0  |
| RYAN WHITE               | 4  | 0 | 0 | 0  | -3 | 2   | 0  | 0  | JUSTIN SCHULTZ   | 3  | 0 | 1 | 1  | 1  | 0   | 0  | 0  |
| BRANDON MANNING          | 3  | 0 | 0 | 0  | -2 | 0   | 0  | 0  | OLLI MAATTA      | 2  | 0 | 1 | 1  | 3  | 0   | 0  | 0  |
| CHRIS VANDELVEDE         | 3  | 0 | 0 | 0  | 0  | 4   | 0  | 0  | BRIAN DUMOULIN   | 4  | 0 | 0 | 0  | -2 | 4   | 0  | 0  |
| NICK COUSINS             | 3  | 0 | 0 | 0  | -1 | 0   | 0  | 0  | IAN COLE         | 4  | 0 | 0 | 0  | 3  | 4   | 0  | 0  |
| SCOTT LAUGHTON           | 2  | 0 | 0 | 0  | -1 | 0   | 0  | 0  | OSKAR SUNDOQVIST | 3  | 0 | 0 | 0  | -1 | 2   | 0  | 0  |
| MICHAEL DEL ZOTTO        | 1  | 0 | 0 | 0  | -2 | 0   | 0  | 0  | BRYAN RUST       | 2  | 0 | 0 | 0  | -1 | 2   | 0  | 0  |
| EVGENY MEDVEDEV          | 1  | 0 | 0 | 0  | 0  | 0   | 0  | 0  | EVGENI MALKIN    | 1  | 0 | 0 | 0  | 1  | 2   | 0  | 0  |
| R.J. UMBERGER            | 1  | 0 | 0 | 0  | 0  | 0   | 0  | 0  | DERRICK POULIOT  | 1  | 0 | 0 | 0  | 1  | 0   | 0  | 0  |
|                          |    |   |   |    |    |     |    |    | KAELE MOULLIERAT | 1  | 0 | 0 | 0  | 0  | 2   | 0  | 0  |
|                          |    |   |   |    |    |     |    |    | KEVIN PORTER     | 1  | 0 | 0 | 0  | 0  | 0   | 0  | 0  |
|                          |    |   |   |    |    |     |    |    | TOM SESTITO      | 1  | 0 | 0 | 0  | 0  | 17  | 0  | 0  |

## GOALTENDING RECORD:

| FLYERS             | GP       | MIN        | GA        | AVG         | EN       | SO       | W        | L        | OT       | SHOTS      | SAVE %      |
|--------------------|----------|------------|-----------|-------------|----------|----------|----------|----------|----------|------------|-------------|
| STEVE MASON        | 4        | 238        | 13        | 3.28        | 2        | 0        | 1        | 3        | 0        | 136        | .904        |
| <b>TEAM TOTALS</b> | <b>4</b> | <b>238</b> | <b>13</b> | <b>3.28</b> | <b>2</b> | <b>0</b> | <b>1</b> | <b>3</b> | <b>0</b> | <b>136</b> | <b>.904</b> |

| PITTSBURGH         | GP       | MIN        | GA       | AVG         | EN       | SO       | W        | L        | OT       | SHOTS      | SAVE %      |
|--------------------|----------|------------|----------|-------------|----------|----------|----------|----------|----------|------------|-------------|
| MARC-ANDRE FLEURY  | 2        | 120        | 4        | 2.00        | 0        | 0        | 2        | 0        | 0        | 49         | .918        |
| MATT MURRAY        | 2        | 77         | 2        | 1.55        | 0        | 0        | 1        | 0        | 0        | 41         | .951        |
| JEFF ZATKOFF       | 1        | 42         | 2        | 2.85        | 1        | 0        | 0        | 1        | 0        | 24         | .917        |
| <b>TEAM TOTALS</b> | <b>5</b> | <b>239</b> | <b>8</b> | <b>2.01</b> | <b>1</b> | <b>0</b> | <b>3</b> | <b>1</b> | <b>0</b> | <b>114</b> | <b>.927</b> |

### POWER PLAY:

|               |   |     |    |       |                   |   |     |    |       |
|---------------|---|-----|----|-------|-------------------|---|-----|----|-------|
| <b>FLYERS</b> | 3 | FOR | 14 | 21.4% | <b>PITTSBURGH</b> | 3 | FOR | 10 | 30.0% |
| HOME          | 0 | FOR | 6  | 0.00% | HOME              | 4 | FOR | 8  | 50.0% |
| AWAY          | 3 | FOR | 8  | 37.5% | AWAY              | 0 | FOR | 4  | 0.00% |

### PENALTY KILLING

|               |   |     |    |        |                   |    |     |    |        |
|---------------|---|-----|----|--------|-------------------|----|-----|----|--------|
| <b>FLYERS</b> | 7 | FOR | 10 | 70.0%  | <b>PITTSBURGH</b> | 11 | FOR | 14 | 78.6%  |
| HOME          | 4 | FOR | 4  | 100.0% | HOME              | 5  | FOR | 8  | 62.5%  |
| AWAY          | 4 | FOR | 8  | 50.0%  | AWAY              | 6  | FOR | 6  | 100.0% |



# vs. SAN JOSE SHARKS

| - 2015-16 RESULTS - |          |          |
|---------------------|----------|----------|
| W                   | L        | OTL      |
| <b>0</b>            | <b>1</b> | <b>1</b> |

|             |                 |                             |                     |                     |
|-------------|-----------------|-----------------------------|---------------------|---------------------|
| <b>DATE</b> | <b>GAME NO.</b> | <b>FLYERS GOALSCORERS</b>   | <b>GOALTENDERS</b>  | <b>WINNING GOAL</b> |
| 11-19-15    | 19              | SAN JOSE 1 AT FLYERS 0 (OT) | MASON(L)/JONES(W)   | KARLSSON            |
| 12-30-15    | 36              | FLYERS 2 AT SAN JOSE 4      | MASON(L)/ JONES (W) | PAVELSKI            |

|                 | GP | W | L | OT | PTS | GF | GA | SO | PPG | SHG | PIM |
|-----------------|----|---|---|----|-----|----|----|----|-----|-----|-----|
| <b>FLYERS</b>   | 2  | 0 | 1 | 1  | 1   | 2  | 5  | 0  | 0   | 0   | 39  |
| <b>SAN JOSE</b> | 2  | 2 | 0 | 1  | 5   | 5  | 1  | 1  | 2   | 0   | 19  |

| GOALS BY PERIOD: | 1ST | 2ND | 3RD | OT | TOTAL | SHOTS BY PERIOD: | 1ST | 2ND | 3RD | OT | TOTAL |
|------------------|-----|-----|-----|----|-------|------------------|-----|-----|-----|----|-------|
| <b>FLYERS</b>    | 0   | 1   | 1   | 0  | 2     | <b>FLYERS</b>    | 9   | 25  | 15  | 4  | 53    |
| <b>SAN JOSE</b>  | 0   | 1   | 3   | 1  | 5     | <b>SAN JOSE</b>  | 19  | 16  | 17  | 2  | 54    |

## INDIVIDUAL SCORING:

| FLYERS                   | GP | G | A | TP | +/- | PIM | PP | SH | SAN JOSE            | GP | G | A | TP | +/- | PIM | PP | SH |
|--------------------------|----|---|---|----|-----|-----|----|----|---------------------|----|---|---|----|-----|-----|----|----|
| SEAN COUTURIER           | 2  | 1 | 0 | 1  | 0   | 2   | 0  | 0  | JOE PAVELSKI        | 2  | 2 | 0 | 2  | 0   | 0   | 1  | 0  |
| CLAUDE GIROUX            | 2  | 1 | 0 | 1  | 0   | 0   | 0  | 0  | JOE THORNTON        | 2  | 1 | 1 | 2  | 0   | 4   | 1  | 0  |
| WAYNE SIMMONDS           | 2  | 0 | 1 | 1  | 1   | 4   | 0  | 0  | PATRICK MARLEAU     | 2  | 0 | 2 | 2  | 0   | 0   | 0  | 0  |
| PIERRE-EDOUARD BELLEMARE | 2  | 0 | 0 | 0  | 0   | 0   | 0  | 0  | LOGAN COUTURE       | 1  | 0 | 2 | 2  | 0   | 0   | 0  | 0  |
| SHAYNE GOSTISBEHERE      | 2  | 0 | 0 | 0  | 0   | 4   | 0  | 0  | BRENT BURNS         | 2  | 1 | 0 | 1  | 0   | 0   | 1  | 0  |
| RADKO GUDAS              | 2  | 0 | 0 | 0  | 0   | 4   | 0  | 0  | MELKER KARLSSON     | 2  | 1 | 0 | 1  | 0   | 0   | 0  | 0  |
| SCOTT LAUGHTON           | 2  | 0 | 0 | 0  | 0   | 0   | 0  | 0  | JUSTIN BRAUN        | 2  | 0 | 1 | 1  | 0   | 0   | 0  | 0  |
| MICHAEL RAFFL            | 2  | 0 | 0 | 0  | 1   | 0   | 0  | 0  | JOONAS DONSKOI      | 2  | 0 | 1 | 1  | 2   | 0   | 0  | 0  |
| MATT READ                | 2  | 0 | 0 | 0  | 0   | 0   | 0  | 0  | TOMAS HERTL         | 2  | 0 | 1 | 1  | 1   | 0   | 0  | 0  |
| BRAYDEN SCHENN           | 2  | 0 | 0 | 0  | 1   | 0   | 0  | 0  | PAUL MARTIN         | 2  | 0 | 1 | 1  | 0   | 0   | 0  | 0  |
| LUKE SCHENN              | 2  | 0 | 0 | 0  | 1   | 0   | 0  | 0  | MARC-EDOUARD VLASIC | 2  | 0 | 1 | 1  | 0   | 0   | 0  | 0  |
| NICK SCHULTZ             | 2  | 0 | 0 | 0  | 0   | 4   | 0  | 0  | BRENDEN DILLON      | 2  | 0 | 0 | 0  | 0   | 0   | 0  | 0  |
| CHRIS VANDEVELDE         | 2  | 0 | 0 | 0  | 0   | 5   | 0  | 0  | MATT NIETO          | 2  | 0 | 0 | 0  | 0   | 2   | 0  | 0  |
| JAKUB VORACEK            | 2  | 0 | 0 | 0  | 1   | 2   | 0  | 0  | CHRIS TIERNEY       | 2  | 0 | 0 | 0  | 0   | 2   | 0  | 0  |
| MICHAEL DEL ZOTTO        | 1  | 0 | 0 | 0  | 0   | 0   | 0  | 0  | JOEL WARD           | 2  | 0 | 0 | 0  | 0   | 2   | 0  | 0  |
| SAM GAGNER               | 1  | 0 | 0 | 0  | 0   | 0   | 0  | 0  | TOMMY WINGELS       | 2  | 0 | 0 | 0  | 0   | 0   | 9  | 0  |
| TAYLOR LEIER             | 1  | 0 | 0 | 0  | 0   | 0   | 0  | 0  | MIKE BROWN          | 1  | 0 | 0 | 0  | 0   | 0   | 0  | 0  |
| BRANDON MANNING          | 1  | 0 | 0 | 0  | 0   | 0   | 0  | 0  | DYLAN DEMELO        | 1  | 0 | 0 | 0  | 0   | 0   | 0  | 0  |
| EVGENY MEDVEDEV          | 1  | 0 | 0 | 0  | 1   | 2   | 0  | 0  | MICHAEL HALEY       | 1  | 0 | 0 | 0  | 0   | 0   | 0  | 0  |
| MARK STREIT              | 1  | 0 | 0 | 0  | 0   | 0   | 0  | 0  | MIRCO MUELLER       | 1  | 0 | 0 | 0  | 0   | 0   | 0  | 0  |
| R.J. UMBERGER            | 1  | 0 | 0 | 0  | 0   | 2   | 0  | 0  | DAINIUS ZUBRUS      | 1  | 0 | 0 | 0  | 0   | 0   | 0  | 0  |
| RYAN WHITE               | 1  | 0 | 0 | 0  | 0   | 10  | 0  | 0  |                     |    |   |   |    |     |     |    |    |

## GOALTENDING RECORD:

| FLYERS             | GP       | MIN        | GA       | AVG         | EN       | SO       | W        | L        | OT       | SHOTS     | SAVE %      |
|--------------------|----------|------------|----------|-------------|----------|----------|----------|----------|----------|-----------|-------------|
| STEVE MASON        | 2        | 124        | 5        | 2.42        | 0        | 0        | 0        | 1        | 1        | 54        | .907        |
| <b>TEAM TOTALS</b> | <b>2</b> | <b>124</b> | <b>5</b> | <b>2.42</b> | <b>0</b> | <b>0</b> | <b>0</b> | <b>1</b> | <b>1</b> | <b>54</b> | <b>.907</b> |

| SAN JOSE           | GP       | MIN        | GA       | AVG         | EN       | SO       | W        | L        | OT       | SHOTS     | SAVE %      |
|--------------------|----------|------------|----------|-------------|----------|----------|----------|----------|----------|-----------|-------------|
| MARTIN JONES       | 2        | 124        | 2        | 0.97        | 0        | 1        | 2        | 0        | 0        | 53        | .962        |
| <b>TEAM TOTALS</b> | <b>2</b> | <b>124</b> | <b>2</b> | <b>0.97</b> | <b>0</b> | <b>1</b> | <b>2</b> | <b>0</b> | <b>0</b> | <b>53</b> | <b>.962</b> |

## POWER PLAY:

| FLYERS | 0 FOR | 5 | 0.0%  | SAN JOSE | 3 FOR | 10 | 30.0% |
|--------|-------|---|-------|----------|-------|----|-------|
| HOME   | 0 FOR | 2 | 0.00% | HOME     | 3 FOR | 6  | 50.0% |
| AWAY   | 0 FOR | 3 | 0.00% | AWAY     | 0 FOR | 4  | 0.00% |

## PENALTY KILLING

| FLYERS | 7 FOR | 10 | 70.0%  | SAN JOSE | 5 FOR | 5 | 100.0% |
|--------|-------|----|--------|----------|-------|---|--------|
| HOME   | 4 FOR | 4  | 100.0% | HOME     | 3 FOR | 3 | 100.0% |
| AWAY   | 3 FOR | 6  | 50.0%  | AWAY     | 2 FOR | 2 | 100.0% |



# vs. ST LOUIS BLUES

| - 2015-16 RESULTS - |          |          |
|---------------------|----------|----------|
| W                   | L        | OTL      |
| <b>2</b>            | <b>0</b> | <b>0</b> |

| DATE     | GAME NO. | FLYERS                  | FLYERS GOALSCORERS | GOALTENDERS            | WINNING GOAL |
|----------|----------|-------------------------|--------------------|------------------------|--------------|
| 12-10-15 | 29       | FLYERS 4 AT ST. LOUIS 2 | 76S,17,17P,82      | NEUVIRTH(W)/ELLIOTT(L) | GIROUX       |
| 12-21-15 | 34       | ST. LOUIS 3 AT FLYERS 4 | 12,24,28,25        | MASON(W)/ ALLEN (L)    | MEDVEDEV     |

|           | GP | W | L | OT | PTS | GF | GA | SO | PPG | SHG | PIM |
|-----------|----|---|---|----|-----|----|----|----|-----|-----|-----|
| FLYERS    | 2  | 2 | 0 | 0  | 4   | 8  | 5  | 0  | 1   | 1   | 12  |
| ST. LOUIS | 2  | 0 | 2 | 0  | 0   | 5  | 8  | 0  | 2   | 0   | 10  |

| GOALS BY PERIOD: | 1ST | 2ND | 3RD | OT | TOTAL | SHOTS BY PERIOD: | 1ST | 2ND | 3RD | OT | TOTAL |
|------------------|-----|-----|-----|----|-------|------------------|-----|-----|-----|----|-------|
| FLYERS           | 0   | 5   | 3   | 0  | 8     | FLYERS           | 18  | 26  | 16  | 0  | 60    |
| ST. LOUIS        | 2   | 2   | 1   | 0  | 5     | ST. LOUIS        | 25  | 22  | 19  | 0  | 66    |

## INDIVIDUAL SCORING:

| FLYERS                   | GP | G | A | TP | +/- | PIM | PP | SH | ST LOUIS           | GP | G | A | TP | +/- | PIM | PP | SH |
|--------------------------|----|---|---|----|-----|-----|----|----|--------------------|----|---|---|----|-----|-----|----|----|
| WAYNE SIMMONDS           | 2  | 2 | 1 | 3  | 2   | 2   | 1  | 0  | ROBBY FABRI        | 2  | 2 | 0 | 2  | 1   | 0   | 0  | 0  |
| CLAUDE GIROUX            | 2  | 1 | 2 | 3  | 2   | 2   | 0  | 0  | KEVIN SHATTENKIRK  | 2  | 1 | 1 | 2  | -3  | 0   | 1  | 0  |
| CHRIS VANDELDE           | 2  | 1 | 1 | 2  | 0   | 0   | 0  | 1  | DMITRIJ JASKIN     | 2  | 0 | 2 | 2  | 1   | 0   | 0  | 0  |
| RYAN WHITE               | 2  | 1 | 1 | 2  | 1   | 0   | 0  | 0  | PAUL STASTNY       | 2  | 0 | 2 | 2  | -3  | 0   | 0  | 0  |
| SHAYNE GOSTISBEHERE      | 2  | 0 | 2 | 2  | 0   | 0   | 0  | 0  | DAVID BACKES       | 2  | 1 | 0 | 1  | -4  | 0   | 1  | 0  |
| BRAYDEN SCHENN           | 2  | 0 | 2 | 2  | 1   | 2   | 0  | 0  | MAGNUS PAAJARVI    | 2  | 1 | 0 | 1  | -3  | 2   | 0  | 0  |
| JAKUB VORACEK            | 2  | 0 | 2 | 2  | 1   | 2   | 0  | 0  | ALEXANDER STEEN    | 2  | 0 | 1 | 1  | -2  | 0   | 0  | 0  |
| EVGENY MEDVEDEV          | 2  | 1 | 0 | 1  | 1   | 0   | 0  | 0  | VLADIMIR TARASENKO | 2  | 0 | 1 | 1  | -5  | 2   | 0  | 0  |
| MICHAEL RAFFL            | 2  | 1 | 0 | 1  | 0   | 0   | 0  | 0  | JAY BOUWMEESTER    | 2  | 0 | 0 | 0  | 0   | 0   | 0  | 0  |
| MATT READ                | 2  | 1 | 0 | 1  | 2   | 0   | 0  | 0  | TROY BROUWER       | 2  | 0 | 0 | 0  | 0   | 0   | 0  | 0  |
| PIERRE-EDOUARD BELLEMARE | 2  | 0 | 1 | 1  | 0   | 2   | 0  | 0  | CARL GUNNARSSON    | 2  | 0 | 0 | 0  | 0   | 0   | 0  | 0  |
| MICHAEL DEL ZOTTO        | 2  | 0 | 1 | 1  | 1   | 0   | 0  | 0  | JORI LEHTERA       | 2  | 0 | 0 | 0  | 1   | 4   | 0  | 0  |
| NICK SCHULTZ             | 2  | 0 | 1 | 1  | 2   | 0   | 0  | 0  | COLTON PARAYKO     | 2  | 0 | 0 | 0  | 0   | 0   | 0  | 0  |
| SEAN COUTURIER           | 2  | 0 | 0 | 0  | 2   | 0   | 0  | 0  | ALEX PIETRANGELO   | 2  | 0 | 0 | 0  | 0   | 0   | 0  | 0  |
| RADKO GUDAS              | 2  | 0 | 0 | 0  | 4   | 2   | 0  | 0  | RYAN REAVES        | 2  | 0 | 0 | 0  | 0   | 0   | 0  | 0  |
| SCOTT LAUGHTON           | 2  | 0 | 0 | 0  | 0   | 0   | 0  | 0  | SCOTTIE UPSHALL    | 2  | 0 | 0 | 0  | 0   | 0   | 0  | 0  |
| R.J. UMBERGER            | 2  | 0 | 0 | 0  | 0   | 0   | 0  | 0  | KYLE BRODZIAK      | 1  | 0 | 0 | 0  | 0   | 0   | 0  | 0  |
| BRANDON MANNING          | 1  | 0 | 0 | 0  | 0   | 0   | 0  | 0  | JOEL EDMUNDSON     | 1  | 0 | 0 | 0  | 0   | 2   | 0  | 0  |
| LUKE SCHENN              | 1  | 0 | 0 | 0  | 1   | 0   | 0  | 0  | SCOTT GOMEZ        | 1  | 0 | 0 | 0  | 0   | 0   | 0  | 0  |
|                          |    |   |   |    |     |     |    |    | PETTERI LINDBOHM   | 1  | 0 | 0 | 0  | -2  | 0   | 0  | 0  |

## GOALTENDING RECORD:

| FLYERS             | GP       | MIN        | GA       | AVG         | EN       | SO       | W        | L        | OT       | SHOTS     | SAVE %      |
|--------------------|----------|------------|----------|-------------|----------|----------|----------|----------|----------|-----------|-------------|
| MICHAL NEUVIRTH    | 1        | 60         | 2        | 2.00        | 0        | 0        | 1        | 0        | 0        | 37        | .946        |
| STEVE MASON        | 1        | 60         | 3        | 3.00        | 0        | 0        | 1        | 0        | 0        | 29        | .897        |
| <b>TEAM TOTALS</b> | <b>2</b> | <b>120</b> | <b>5</b> | <b>2.50</b> | <b>0</b> | <b>0</b> | <b>2</b> | <b>0</b> | <b>0</b> | <b>66</b> | <b>.924</b> |

| ST. LOUIS          | GP       | MIN        | GA       | AVG         | EN       | SO       | W        | L        | OT       | SHOTS     | SAVE %      |
|--------------------|----------|------------|----------|-------------|----------|----------|----------|----------|----------|-----------|-------------|
| BRIAN ELLIOTT      | 1        | 58         | 3        | 3.12        | 1        | 0        | 0        | 1        | 0        | 28        | .893        |
| JAKE ALLEN         | 1        | 59         | 4        | 4.09        | 0        | 0        | 0        | 1        | 0        | 31        | .871        |
| <b>TEAM TOTALS</b> | <b>2</b> | <b>117</b> | <b>7</b> | <b>3.59</b> | <b>1</b> | <b>0</b> | <b>0</b> | <b>2</b> | <b>0</b> | <b>59</b> | <b>.881</b> |

### POWER PLAY:

| FLYERS | 1 | FOR | 4 | 25.0% | ST. LOUIS | 2 | FOR | 4 | 50.0% |
|--------|---|-----|---|-------|-----------|---|-----|---|-------|
| HOME   | 1 | FOR | 3 | 33.3% | HOME      | 1 | FOR | 2 | 50.0% |
| AWAY   | 0 | FOR | 1 | 0.00% | AWAY      | 1 | FOR | 2 | 50.0% |

### PENALTY KILLING

| FLYERS | 2 | FOR | 4 | 50.0% | ST. LOUIS | 3 | FOR | 4 | 75.0%  |
|--------|---|-----|---|-------|-----------|---|-----|---|--------|
| HOME   | 1 | FOR | 2 | 50.0% | HOME      | 1 | FOR | 1 | 100.0% |
| AWAY   | 1 | FOR | 2 | 50.0% | AWAY      | 2 | FOR | 3 | 66.7%  |



# Vs. TAMPA BAY LIGHTNING

| - 2015-16 RESULTS - |          |          |
|---------------------|----------|----------|
| W                   | L        | OTL      |
| <b>2</b>            | <b>0</b> | <b>1</b> |

| DATE     | GAME NO. | FLYERS 2 AT TAMPA BAY 3 | FLYERS GOALSCORERS | GOALTENDERS              | WINNING GOAL |
|----------|----------|-------------------------|--------------------|--------------------------|--------------|
| 10-8-15* | 1        | FLYERS 2 AT TAMPA BAY 3 | 24,10P             | MASON (OT)/BISHOP (W)    | GARRISON     |
| 3-7-16   | 65       | TAMPA BAY 2 AT FLYERS 4 | 53,53P,10,17       | VASILEVSKIY(L)/MASON (W) | SCHENN       |
| 3-11-16  | 66       | FLYERS 3 AT TAMPA BAY 1 | 89P,24P,10         | MASON (W)/BISHOP (L)     | READ         |

|           | GP | W | L | OT | PTS | GF | GA | SO | PPG | SHG | PIM |
|-----------|----|---|---|----|-----|----|----|----|-----|-----|-----|
| FLYERS    | 3  | 2 | 0 | 1  | 4   | 9  | 6  | 0  | 4   | 0   | 14  |
| TAMPA BAY | 3  | 1 | 2 | 0  | 2   | 6  | 9  | 0  | 1   | 0   | 24  |

| GOALS BY PERIOD: | 1ST | 2ND | 3RD | OT | TOTAL | SHOTS BY PERIOD: | 1ST | 2ND | 3RD | OT | TOTAL |
|------------------|-----|-----|-----|----|-------|------------------|-----|-----|-----|----|-------|
| FLYERS           | 1   | 5   | 3   | 0  | 9     | FLYERS           | 29  | 34  | 22  | 3  | 88    |
| TAMPA BAY        | 1   | 2   | 2   | 1  | 6     | TAMPA BAY        | 20  | 26  | 18  | 5  | 69    |

## INDIVIDUAL SCORING:

| FLYERS                   | GP | G | A | P | +/- | PIM | PP | SH | TAMPA BAY             | GP | G | A | P | +/- | PIM | PP | SH |
|--------------------------|----|---|---|---|-----|-----|----|----|-----------------------|----|---|---|---|-----|-----|----|----|
| BRAYDEN SCHENN           | 3  | 3 | 1 | 4 | 2   | 0   | 1  | 0  | JASON JONATHAN DROUIN | 3  | 2 | 0 | 2 | 1   | 2   | 0  | 0  |
| WAYNE SIMMONDS           | 3  | 1 | 2 | 3 | 2   | 0   | 0  | 0  | RYAN CALLAHAN         | 3  | 1 | 1 | 2 | 0   | 0   | 1  | 0  |
| MATT READ                | 3  | 2 | 0 | 2 | 0   | 2   | 1  | 1  | ONDREJ PALAT          | 3  | 1 | 1 | 2 | 0   | 0   | 0  | 0  |
| SHAYNE GOSTISBEHERE      | 2  | 2 | 0 | 2 | 1   | 2   | 1  | 0  | TYLER JOHNSON         | 3  | 0 | 2 | 2 | 3   | 0   | 0  | 0  |
| SEAN COUTURIER           | 3  | 0 | 2 | 2 | -4  | 2   | 0  | 0  | JONATHAN DROUIN       | 1  | 0 | 2 | 2 | 1   | 0   | 0  | 0  |
| CLAUDE GIROUX            | 3  | 0 | 2 | 2 | 2   | 2   | 0  | 0  | BRIAN BOYLE           | 3  | 1 | 0 | 1 | 0   | 0   | 0  | 0  |
| R.J. UMBERGER            | 1  | 0 | 2 | 2 | 1   | 0   | 0  | 0  | VLADISLAV NAMESTNIKOV | 3  | 1 | 0 | 1 | 0   | 2   | 0  | 0  |
| SAM GAGNER               | 2  | 1 | 0 | 1 | 0   | 0   | 1  | 0  | VALTERI FILPPULA      | 3  | 0 | 1 | 1 | 0   | 2   | 0  | 0  |
| SCOTT LAUGHTON           | 3  | 0 | 1 | 1 | 1   | 0   | 0  | 0  | VICTOR HEDMAN         | 3  | 0 | 1 | 1 | 0   | 0   | 0  | 0  |
| BRANDON MANNING          | 3  | 0 | 1 | 1 | 1   | 0   | 0  | 0  | ALEX KILLORN          | 3  | 0 | 1 | 1 | 0   | 2   | 0  | 0  |
| MICHAEL RAFFL            | 3  | 0 | 1 | 1 | 0   | 0   | 0  | 0  | NIKITA KUCHEROV       | 3  | 0 | 1 | 1 | 1   | 0   | 0  | 0  |
| MARK STREIT              | 3  | 0 | 1 | 1 | 0   | 0   | 0  | 0  | ANTON STRALMAN        | 3  | 0 | 1 | 1 | 0   | 2   | 0  | 0  |
| ANDREW MACDONALD         | 2  | 0 | 1 | 1 | 0   | 0   | 0  | 0  | SLATER KOEKKOEK       | 1  | 0 | 1 | 1 | 1   | 0   | 0  | 0  |
| EVGENY MEDVEDEV          | 1  | 0 | 1 | 1 | 0   | 2   | 0  | 0  | J.T. BROWN            | 3  | 0 | 0 | 0 | 0   | 2   | 0  | 0  |
| PIERRE-EDOUARD BELLEMARE | 3  | 0 | 0 | 0 | 1   | 0   | 0  | 0  | STEVEN STAMKOS        | 3  | 0 | 0 | 0 | 0   | 6   | 0  | 0  |
| NICK SCHULTZ             | 3  | 0 | 0 | 0 | 0   | 2   | 0  | 0  | MATTHEW CARLE         | 2  | 0 | 0 | 0 | 2   | 0   | 0  | 0  |
| CHRIS VANDELDE           | 3  | 0 | 0 | 0 | 0   | 0   | 0  | 0  | BRAYDON COBURN        | 2  | 0 | 0 | 0 | 0   | 0   | 0  | 0  |
| RYAN WHITE               | 3  | 0 | 0 | 0 | 0   | 0   | 0  | 0  | ERIK CONDRA           | 2  | 0 | 0 | 0 | 0   | 2   | 0  | 0  |
| NICK COUSINS             | 2  | 0 | 0 | 0 | 0   | 0   | 0  | 0  | NIKITA NESTEROV       | 2  | 0 | 0 | 0 | -3  | 4   | 0  | 0  |
| RADKO GUDAS              | 2  | 0 | 0 | 0 | 0   | 2   | 0  | 0  | CEDRIC PAQUETTE       | 2  | 0 | 0 | 0 | 0   | 0   | 0  | 0  |
| MICHAEL DEL ZOTTO        | 1  | 0 | 0 | 0 | 0   | 0   | 0  | 0  | ANDREJ SUSTR          | 2  | 0 | 0 | 0 | 0   | 0   | 0  | 0  |
| LUKE SCHENN              | 1  | 0 | 0 | 0 | 1   | 0   | 0  | 0  | JONATHAN MARCHESSAULT | 1  | 0 | 0 | 0 | 0   | 0   | 0  | 0  |
| JAKUB VORACEK            | 1  | 0 | 0 | 0 | 0   | 0   | 0  | 0  |                       |    |   |   |   |     |     |    |    |

## GOALTENDING RECORD:

| FLYERS      | GP | MIN | GA | AVG  | EN | SO | W | L | OT | SHOTS | SAVE % |
|-------------|----|-----|----|------|----|----|---|---|----|-------|--------|
| STEVE MASON | 3  | 181 | 6  | 1.99 | 0  | 0  | 2 | 0 | 1  | 69    | .913   |
| TEAM TOTALS | 3  | 181 | 6  | 1.99 | 0  | 0  | 2 | 0 | 1  | 69    | .913   |

| TAMPA BAY          | GP | MIN | GA | AVG  | EN | SO | W | L | OT | SHOTS | SAVE % |
|--------------------|----|-----|----|------|----|----|---|---|----|-------|--------|
| BEN BISHOP         | 2  | 118 | 5  | 2.54 | 0  | 0  | 1 | 1 | 0  | 47    | .894   |
| ANDREI VASILEVSKIY | 1  | 60  | 3  | 3.02 | 1  | 0  | 0 | 1 | 0  | 39    | .923   |
| TEAM TOTALS        | 3  | 178 | 8  | 2.69 | 0  | 0  | 1 | 2 | 0  | 86    | .906   |

## POWER PLAY:

| FLYERS | 4 FOR | 11 | 36.4% | TAMPA BAY | 1 FOR | 6 | 16.7% |
|--------|-------|----|-------|-----------|-------|---|-------|
| HOME   | 1 FOR | 5  | 20.0% | HOME      | 1 FOR | 4 | 25.0% |
| AWAY   | 3 FOR | 6  | 50.0% | AWAY      | 0 FOR | 2 | 0.00% |

## PENALTY KILLING

| FLYERS | 5 FOR | 6 | 83.3%  | TAMPA BAY | 7 FOR | 11 | 63.6% |
|--------|-------|---|--------|-----------|-------|----|-------|
| HOME   | 2 FOR | 2 | 100.0% | HOME      | 3 FOR | 6  | 50.0% |
| AWAY   | 3 FOR | 4 | 75.0%  | AWAY      | 4 FOR | 5  | 80.0% |



# vs. TORONTO MAPLE LEAFS

| - 2015-16 RESULTS - |          |          |
|---------------------|----------|----------|
| W                   | L        | O/TL     |
| <b>1</b>            | <b>1</b> | <b>1</b> |

| DATE    | GAME NO. | FLYERS GOALSCORERS                           | GOALTENDERS                            | WINNING GOAL |
|---------|----------|--|--|--------------|
| 1-19-16 | 44       | TORONTO 3 AT FLYERS 2<br>24P,53              | MASON(L)/REIMER(W)                     | HUNWICK      |
| 2-20-16 | 58       | FLYERS 5 AT TORONTO 4 (OT)<br>89,93,10,24,53 | MASON, NEUVIRTH(W)/REIMER, BERNIER (L) | GOSTISBEHERE |
| 4-7-16  | 80       | TORONTO 4 AT FLYERS 3 (OT)<br>10,47,17       | MASON (L)/ BERNIER (W)                 | GARDINER     |

|                | GP       | W        | L        | OT       | PTS      | GF        | GA        | SO       | PPG      | SHG      | PIM       |
|----------------|----------|----------|----------|----------|----------|-----------|-----------|----------|----------|----------|-----------|
| <b>FLYERS</b>  | <b>3</b> | <b>1</b> | <b>1</b> | <b>1</b> | <b>2</b> | <b>10</b> | <b>11</b> | <b>0</b> | <b>1</b> | <b>0</b> | <b>21</b> |
| <b>TORONTO</b> | <b>3</b> | <b>2</b> | <b>0</b> | <b>1</b> | <b>4</b> | <b>11</b> | <b>10</b> | <b>0</b> | <b>1</b> | <b>0</b> | <b>23</b> |

| GOALS BY PERIOD: | 1ST      | 2ND      | 3RD      | OT       | TOTAL     | SHOTS BY PERIOD: | 1ST       | 2ND       | 3RD       | OT       | TOTAL      |
|------------------|----------|----------|----------|----------|-----------|------------------|-----------|-----------|-----------|----------|------------|
| <b>FLYERS</b>    | <b>3</b> | <b>2</b> | <b>4</b> | <b>1</b> | <b>10</b> | <b>FLYERS</b>    | <b>36</b> | <b>34</b> | <b>34</b> | <b>1</b> | <b>105</b> |
| <b>TORONTO</b>   | <b>4</b> | <b>3</b> | <b>3</b> | <b>1</b> | <b>11</b> | <b>TORONTO</b>   | <b>28</b> | <b>27</b> | <b>28</b> | <b>2</b> | <b>85</b>  |

## INDIVIDUAL SCORING:

| FLYERS                   | GP | G | A | TP | +/- | PIM | PP | SH | TORONTO           | GP | G | A  | TP | +/- | PIM | PP | SH |
|--------------------------|----|---|---|----|-----|-----|----|----|-------------------|----|---|----|----|-----|-----|----|----|
| SHAYNE GOSTISBEHERE      | 3  | 2 | 1 | 3  | 2   | 0   | 0  | 0  | WILLIAM NYLANDER  | 1  | 1 | 2  | 3  | 2   | 0   | 0  | 0  |
| BRAYDEN SCHENN           | 3  | 2 | 1 | 3  | 3   | 5   | 0  | 0  | HAZEM KADRI       | 2  | 0 | 3  | 3  | 0   | 2   | 0  | 0  |
| WAYNE SIMMONDS           | 3  | 1 | 2 | 3  | 1   | 2   | 0  | 0  | ROMAN POLAK       | 2  | 1 | 1  | 2  | 2   | 2   | 0  | 0  |
| MATT READ                | 3  | 2 | 0 | 2  | -2  | 0   | 1  | 0  | COLIN GREENING    | 2  | 1 | 1  | 2  | 2   | 0   | 0  | 0  |
| JAKUB VORACEK            | 3  | 1 | 1 | 2  | -1  | 2   | 0  | 0  | PETER HOLLAND     | 1  | 1 | 1  | 2  | -2  | 2   | 0  | 0  |
| SAM GAGNER               | 3  | 1 | 1 | 2  | 3   | 0   | 0  | 0  | NICK SPALING      | 1  | 1 | 1  | 2  | 0   | 0   | 0  | 0  |
| MICHAEL RAFFEL           | 3  | 0 | 2 | 2  | -1  | 0   | 0  | 0  | PA PARENTEAU      | 3  | 0 | 2  | 2  | -1  | 0   | 0  | 0  |
| SCOTT LAUGHTON           | 3  | 0 | 2 | 2  | -1  | 0   | 0  | 0  | BRAD BOYES        | 3  | 0 | 2  | 2  | 1   | 0   | 0  | 0  |
| SEAN COUTURIER           | 2  | 0 | 2 | 2  | -1  | 0   | 0  | 0  | JAKE GARDINER     | 3  | 0 | 1  | 0  | 0   | 0   | 1  | 0  |
| ANDREW MACDONALD         | 2  | 1 | 0 | 1  | 1   | 2   | 0  | 0  | MICHAEL GRABNER   | 3  | 1 | 0  | 1  | 0   | 0   | 0  | 0  |
| MARK STREIT              | 3  | 0 | 1 | 1  | 0   | 0   | 0  | 0  | BYRON FROESE      | 3  | 1 | 0  | 1  | 1   | 0   | 0  | 0  |
| RADKO GUDAS              | 3  | 0 | 1 | 1  | -2  | 0   | 0  | 0  | SHAWN MATTHIAS    | 2  | 1 | 0  | 1  | 0   | 0   | 0  | 0  |
| PIERRE-EDOUARD BELLEMARE | 3  | 0 | 1 | 1  | 0   | 6   | 0  | 0  | MATT HUNWICK      | 1  | 1 | 0  | 1  | 1   | 0   | 0  | 0  |
| CHRIS VANDEVELDE         | 3  | 0 | 1 | 1  | -1  | 0   | 0  | 0  | JEFFREY LUPUL     | 1  | 1 | 0  | 1  | 0   | 1   | 2  | 0  |
| EVGENY MEDVEDEV          | 3  | 0 | 1 | 1  | -1  | 0   | 0  | 0  | MARTIN MARINCIN   | 3  | 0 | 1  | 1  | 0   | 2   | 0  | 0  |
| NICK SCHULTZ             | 2  | 0 | 0 | 0  | -1  | 0   | 0  | 0  | TYLER BOZAK       | 2  | 0 | 1  | 1  | 0   | 0   | 0  | 0  |
| RYAN WHITE               | 3  | 0 | 0 | 0  | 0   | 4   | 0  | 0  | RICH CLUNE        | 2  | 0 | 1  | 1  | 1   | 0   | 0  | 0  |
| CLAUDE GIRoux            | 2  | 0 | 0 | 0  | -1  | 0   | 0  | 0  | DION PHANEUF      | 1  | 0 | -1 | 1  | 0   | 5   | 0  | 0  |
| R.J. UMBERGER            | 2  | 0 | 0 | 0  | -3  | 0   | 0  | 0  | TOBIAS LINDBERG   | 1  | 0 | -1 | 1  | 2   | 4   | 0  | 0  |
| MICHAEL DEL ZOTTO        | 1  | 0 | 0 | 0  | -1  | 0   | 0  | 0  | MORGAN RIELLY     | 3  | 0 | 0  | 0  | -1  | 2   | 0  | 0  |
| BRANDON MANNING          | 1  | 0 | 0 | 0  | -1  | 0   | 0  | 0  | FRANK CORRADO     | 2  | 0 | 0  | 0  | -1  | 0   | 0  | 0  |
| NICK COUSINS             | 1  | 0 | 0 | 0  | -1  | 0   | 0  | 0  | DANIEL WINNIK     | 2  | 0 | 0  | 0  | 0   | 0   | 0  | 0  |
|                          |    |   |   |    |     |     |    |    | BROOKS LAICH      | 1  | 0 | 0  | 0  | -2  | 0   | 0  | 0  |
|                          |    |   |   |    |     |     |    |    | LEO KOMAROV       | 1  | 0 | 0  | 0  | 1   | 0   | 0  | 0  |
|                          |    |   |   |    |     |     |    |    | MARK ARCIBELLO    | 1  | 0 | 0  | 0  | -1  | 0   | 0  | 0  |
|                          |    |   |   |    |     |     |    |    | FREDERIK GAUTHIER | 1  | 0 | 0  | 0  | 0   | 0   | 0  | 0  |
|                          |    |   |   |    |     |     |    |    | VIKTOR LOOV       | 1  | 0 | 0  | 0  | 2   | 0   | 0  | 0  |
|                          |    |   |   |    |     |     |    |    | ANDREW CAMPBELL   | 1  | 0 | 0  | 0  | 0   | 0   | 0  | 0  |
|                          |    |   |   |    |     |     |    |    | TJ BRENNAN        | 1  | 0 | 0  | 0  | 0   | 0   | 0  | 0  |
|                          |    |   |   |    |     |     |    |    | KASPERI KAPANEN   | 1  | 0 | 0  | 0  | 0   | 0   | 0  | 0  |
|                          |    |   |   |    |     |     |    |    | SAM CARRICK       | 1  | 0 | 0  | 0  | 0   | 2   | 0  | 0  |

## GOALTENDING RECORD:

| FLYERS             | GP       | MIN        | GA        | AVG         | EN       | SO       | W        | L        | OT       | SHOTS     | SAVE %      |
|--------------------|----------|------------|-----------|-------------|----------|----------|----------|----------|----------|-----------|-------------|
| MICHAEL NEUVIRTH   | 1        | 17         | 1         | 3.53        | 0        | 0        | 1        | 0        | 0        | 10        | .900        |
| STEVE MASON        | 3        | 166        | 10        | 3.62        | 0        | 0        | 0        | 1        | 1        | 75        | .867        |
| <b>TEAM TOTALS</b> | <b>4</b> | <b>183</b> | <b>11</b> | <b>3.61</b> | <b>0</b> | <b>0</b> | <b>1</b> | <b>1</b> | <b>1</b> | <b>85</b> | <b>.870</b> |

| TORONTO            | GP       | MIN        | GA        | AVG         | EN       | SO       | W        | L        | OT       | SHOTS      | SAVE %      |
|--------------------|----------|------------|-----------|-------------|----------|----------|----------|----------|----------|------------|-------------|
| JAMES REIMER       | 2        | 99         | 4         | 2.41        | 0        | 0        | 1        | 0        | 1        | 48         | .917        |
| JONATHAN BERNIER   | 2        | 84         | 6         | 4.30        | 0        | 0        | 1        | 0        | 0        | 57         | .895        |
| <b>TEAM TOTALS</b> | <b>4</b> | <b>183</b> | <b>10</b> | <b>3.28</b> | <b>0</b> | <b>0</b> | <b>2</b> | <b>0</b> | <b>1</b> | <b>105</b> | <b>.904</b> |

## POWER PLAY:

| FLYERS | 1 | FOR | 8 | 12.5% | TORONTO | 1 | FOR | 7 | 14.3% |
|--------|---|-----|---|-------|---------|---|-----|---|-------|
| HOME   | 1 | FOR | 7 | 14.3% | HOME    | 0 | FOR | 2 | 0.00% |
| AWAY   | 0 | FOR | 1 | 0.00% | AWAY    | 1 | FOR | 5 | 20.0% |

## PENALTY KILLING

| FLYERS | 6 | FOR | 7 | 85.7%  | TORONTO | 7 | FOR | 8 | 87.5%  |
|--------|---|-----|---|--------|---------|---|-----|---|--------|
| HOME   | 4 | FOR | 5 | 80.0%  | HOME    | 1 | FOR | 1 | 100.0% |
| AWAY   | 2 | FOR | 2 | 100.0% | AWAY    | 6 | FOR | 7 | 85.7%  |



# vs. VANCOUVER CANUCKS

| - 2015-16 RESULTS - |          |          |
|---------------------|----------|----------|
| W                   | L        | OTL      |
| <b>1</b>            | <b>1</b> | <b>0</b> |

| DATE     | GAME NO. | FLYERS 1 AT VACUOVER 4  | FLYERS GOALSCORERS | MASON(W)/ MILLER(L)  | GOALTENDERS | WINNING GOAL |
|----------|----------|-------------------------|--------------------|----------------------|-------------|--------------|
| 11-2-15  | 11       | FLYERS 1 AT VACUOVER 4  | 28                 | MASON(W)/ MILLER(L)  |             | HORVAT       |
| 12-17-15 | 32       | VANCOUVER 0 AT FLYERS 2 | 12,14              | MASON(W)/ CONDON (L) |             | RAFFL        |

|           | GP | W | L | OT | PTS | GF | GA | SO | PPG | SHG | PIM |
|-----------|----|---|---|----|-----|----|----|----|-----|-----|-----|
| FLYERS    | 2  | 1 | 1 | 0  | 2   | 3  | 4  | 1  | 0   | 0   | 14  |
| VANCOUVER | 2  | 1 | 1 | 0  | 2   | 4  | 3  | 0  | 0   | 0   | 18  |

| GOALS BY PERIOD: | 1ST | 2ND | 3RD | OT | TOTAL | SHOTS BY PERIOD: | 1ST | 2ND | 3RD | OT | TOTAL |
|------------------|-----|-----|-----|----|-------|------------------|-----|-----|-----|----|-------|
| FLYERS           | 1   | 1   | 1   | 0  | 3     | FLYERS           | 23  | 22  | 14  | 0  | 59    |
| VANCOUVER        | 1   | 1   | 2   | 0  | 4     | VANCOUVER        | 22  | 29  | 19  | 0  | 70    |

## INDIVIDUAL SCORING:

| FLYERS                   | GP | G | A | TP | +/- | PIM | PP | SH | VANCOUVER         | GP | G | A | TP | +/- | PIM | PP | SH |
|--------------------------|----|---|---|----|-----|-----|----|----|-------------------|----|---|---|----|-----|-----|----|----|
| JAKUB VORACEK            | 2  | 0 | 2 | 2  | 0   | 0   | 0  | 0  | BO HORVAT         | 2  | 1 | 1 | 2  | 0   | 0   | 0  | 0  |
| CLAUDE GIROUX            | 2  | 1 | 0 | 1  | 0   | 4   | 0  | 0  | MATT BARTKOWSKI   | 2  | 1 | 0 | 1  | 2   | 2   | 0  | 0  |
| MICHAEL RAFFL            | 2  | 1 | 0 | 1  | 1   | 0   | 0  | 0  | JANNIK HANSEN     | 2  | 1 | 0 | 1  | 1   | 2   | 0  | 0  |
| SEAN COUTURIER           | 1  | 1 | 0 | 1  | 2   | 0   | 0  | 0  | JAKE VIRTANEN     | 1  | 1 | 0 | 1  | 1   | 2   | 0  | 0  |
| MATT READ                | 2  | 0 | 1 | 1  | 0   | 0   | 0  | 0  | SVEN BAERTSCHI    | 2  | 0 | 1 | 1  | 1   | 0   | 0  | 0  |
| NICK SCHULTZ             | 2  | 0 | 1 | 1  | 0   | 0   | 0  | 0  | BEN HUTTON        | 2  | 0 | 1 | 1  | 0   | 0   | 0  | 0  |
| WAYNE SIMMONDS           | 2  | 0 | 1 | 1  | -2  | 0   | 0  | 0  | HENRIK SEDIN      | 2  | 0 | 1 | 1  | 0   | 0   | 0  | 0  |
| EVGENY MEDVEDEV          | 1  | 0 | 1 | 1  | 2   | 0   | 0  | 0  | CHRISTOPHER TANEV | 2  | 0 | 1 | 1  | 0   | 0   | 0  | 0  |
| MICHAEL DEL ZOTTO        | 2  | 0 | 0 | 0  | 0   | 2   | 0  | 0  | RADIM VRBATA      | 2  | 0 | 1 | 1  | 0   | 2   | 0  | 0  |
| RADKO GUDAS              | 2  | 0 | 0 | 0  | -2  | 0   | 0  | 0  | ALEXANDRE BURROWS | 2  | 0 | 0 | 0  | 1   | 0   | 0  | 0  |
| SCOTT LAUGHTON           | 2  | 0 | 0 | 0  | -3  | 0   | 0  | 0  | ADAM CRACKNELL    | 2  | 0 | 0 | 0  | 1   | 0   | 0  | 0  |
| BRANDON MANNING          | 2  | 0 | 0 | 0  | 0   | 2   | 0  | 0  | DEREK DORSETT     | 2  | 0 | 0 | 0  | 0   | 4   | 0  | 0  |
| BRAYDEN SCHENN           | 2  | 0 | 0 | 0  | 0   | 0   | 0  | 0  | ALEXANDER EDLER   | 2  | 0 | 0 | 0  | 0   | 0   | 0  | 0  |
| R.J. UMBERGER            | 2  | 0 | 0 | 0  | 0   | 0   | 0  | 0  | JARED MCCANN      | 2  | 0 | 0 | 0  | 0   | 0   | 0  | 0  |
| CHRIS VANDEVELDE         | 2  | 0 | 0 | 0  | 1   | 0   | 0  | 0  | DANIEL SEDIN      | 2  | 0 | 0 | 0  | -2  | 2   | 0  | 0  |
| RYAN WHITE               | 2  | 0 | 0 | 0  | 0   | 4   | 0  | 0  | YANNICK WEBER     | 2  | 0 | 0 | 0  | 0   | 2   | 0  | 0  |
| PIERRE-EDOUARD BELLEMARE | 1  | 0 | 0 | 0  | 0   | 0   | 0  | 0  | ALEX BIEGA        | 1  | 0 | 0 | 0  | 0   | 2   | 0  | 0  |
| SAM GAGNER               | 1  | 0 | 0 | 0  | 0   | 2   | 0  | 0  | DAN HAMHUIS       | 1  | 0 | 0 | 0  | 2   | 0   | 0  | 0  |
| SHAYNE GOSTISBEHERE      | 1  | 0 | 0 | 0  | 0   | 0   | 0  | 0  | CHRIS HIGGINS     | 1  | 0 | 0 | 0  | 0   | 0   | 0  | 0  |
| VINCENT LECALVALIER      | 1  | 0 | 0 | 0  | 0   | 0   | 0  | 0  | BRANDON PRUST     | 1  | 0 | 0 | 0  | 0   | 0   | 0  | 0  |
| LUKE SCHENN              | 1  | 0 | 0 | 0  | 0   | 0   | 0  | 0  | BRANDON SUTTER    | 1  | 0 | 0 | 0  | 1   | 0   | 0  | 0  |
| MARK STREIT              | 1  | 0 | 0 | 0  | 0   | 0   | 0  | 0  |                   |    |   |   |    |     |     |    |    |

## GOALTENDING RECORD:

| FLYERS      | GP | MIN | GA | AVG  | EN | SO | W | L | OT | SHOTS | SAVE % |
|-------------|----|-----|----|------|----|----|---|---|----|-------|--------|
| STEVE MASON | 2  | 119 | 3  | 1.51 | 1  | 1  | 1 | 1 | 0  | 69    | .957   |
| TEAM TOTALS | 2  | 119 | 3  | 1.51 | 1  | 1  | 1 | 1 | 0  | 69    | .957   |

| VANCOUVER       | GP | MIN | GA | AVG  | EN | SO | W | L | OT | SHOTS | SAVE % |
|-----------------|----|-----|----|------|----|----|---|---|----|-------|--------|
| RYAN MILLER     | 1  | 60  | 1  | 1.00 | 0  | 0  | 1 | 0 | 0  | 28    | .964   |
| JACOB MARKSTROM | 1  | 58  | 2  | 2.08 | 0  | 0  | 0 | 1 | 0  | 31    | .935   |
| TEAM TOTALS     | 2  | 118 | 3  | 1.52 | 0  | 0  | 1 | 1 | 0  | 59    | .949   |

## POWER PLAY:

|        |   |     |   |       |           |   |     |   |       |
|--------|---|-----|---|-------|-----------|---|-----|---|-------|
| FLYERS | 0 | FOR | 6 | 0.0%  | VANCOUVER | 0 | FOR | 4 | 0.0%  |
| HOME   | 0 | FOR | 4 | 0.00% | HOME      | 0 | FOR | 1 | 0.00% |
| AWAY   | 0 | FOR | 2 | 0.00% | AWAY      | 0 | FOR | 3 | 0.00% |

## PENALTY KILLING

|        |   |     |   |        |           |   |     |   |        |
|--------|---|-----|---|--------|-----------|---|-----|---|--------|
| FLYERS | 4 | FOR | 4 | 100.0% | VANCOUVER | 6 | FOR | 6 | 100.0% |
| HOME   | 3 | FOR | 3 | 100.0% | HOME      | 2 | FOR | 2 | 100.0% |
| AWAY   | 1 | FOR | 1 | 100.0% | AWAY      | 4 | FOR | 4 | 100.0% |





# Vs. WASHINGTON CAPITALS

| - 2015-16 RESULTS - |          |          |
|---------------------|----------|----------|
| W                   | L        | OTL      |
| <b>2</b>            | <b>2</b> | <b>0</b> |

| DATE     | GAME NO. | FLYERS GOALSCORERS                            | GOALTENDERS             | WINNING GOAL |
|----------|----------|---|-------------------------|--------------|
| 11-12-15 | 16       | WASHINGTON 5 AT FLYERS 2<br>21,28P            | MASON(L)/HOLTBY(W)      | WILLIAMS     |
| 1-27-16  | 47       | FLYERS 2 AT WASHINGTON 3 (OT)<br>10P,25,93,93 | NEUVIRTH(W)/ HOLTBY (L) | VORACEK      |
| 2-7-16   | 51       | FLYERS 2 AT WASHINGTON 3<br>15,55             | MASON (L)/ HOLTBY (W)   | NISKANEN     |
| 3-30-16  | 76       | WASHINGTON 1 AT FLYERS 2 (SO)<br>10P          | MASON (W)/ HOLTBY (L)   | COUSINS      |

|            | GP | W | L | OT | PTS | GF | GA | SO | PPG | SHG | PIM |
|------------|----|---|---|----|-----|----|----|----|-----|-----|-----|
| FLYERS     | 4  | 2 | 2 | 0  | 4   | 10 | 12 | 0  | 3   | 0   | 31  |
| WASHINGTON | 4  | 2 | 0 | 2  | 5   | 12 | 10 | 0  | 3   | 0   | 39  |

| GOALS BY PERIOD: | 1ST | 2ND | 3RD | OT | TOTAL | SHOTS BY PERIOD: | 1ST | 2ND | 3RD | OT | TOTAL |
|------------------|-----|-----|-----|----|-------|------------------|-----|-----|-----|----|-------|
| FLYERS           | 4   | 2   | 2   | 1  | 9     | FLYERS           | 43  | 31  | 42  | 5  | 121   |
| WASHINGTON       | 1   | 7   | 4   | 0  | 12    | WASHINGTON       | 35  | 44  | 41  | 2  | 122   |

## INDIVIDUAL SCORING:

| FLYERS                   | GP | G | A | TP | +/- | PIM | PP | SH | WASHINGTON        | GP | G | A | TP | +/- | PIM | PP | SH |
|--------------------------|----|---|---|----|-----|-----|----|----|-------------------|----|---|---|----|-----|-----|----|----|
| CLAUDE GIROUX            | 4  | 1 | 3 | 4  | 0   | 0   | 1  | 0  | EVGENY KUZNETSOV  | 4  | 0 | 5 | 5  | 0   | 0   | 0  | 0  |
| WAYNE SIMMONDS           | 4  | 0 | 3 | 3  | -3  | 2   | 0  | 0  | JUSTIN WILLIAMS   | 4  | 1 | 3 | 4  | 0   | 2   | 0  | 0  |
| SHAYNE GOSTISBEHERE      | 3  | 0 | 3 | 3  | 0   | 0   | 0  | 0  | ANDRE BURAKOVSKY  | 4  | 2 | 1 | 3  | 0   | 2   | 0  | 0  |
| BRAYDEN SCHENN           | 4  | 2 | 0 | 2  | 0   | 0   | 2  | 0  | JASON CHIMERA     | 4  | 2 | 1 | 3  | 1   | 0   | 2  | 0  |
| JAKUB VORACEK            | 4  | 2 | 0 | 2  | -2  | 2   | 0  | 0  | KARL ALZNER       | 4  | 0 | 3 | 3  | 1   | 4   | 0  | 0  |
| NICK SCHULTZ             | 4  | 1 | 0 | 1  | 0   | 2   | 0  | 0  | NICKLAS BACKSTROM | 4  | 2 | 0 | 2  | 3   | 2   | 0  | 0  |
| RYAN WHITE               | 4  | 1 | 0 | 1  | 2   | 11  | 0  | 0  | ALEX OVECHKIN     | 4  | 2 | 0 | 2  | 3   | 4   | 1  | 0  |
| MICHAEL DEL ZOTTO        | 3  | 1 | 0 | 1  | 0   | 0   | 0  | 0  | MATT NISKANEN     | 4  | 1 | 1 | 2  | 1   | 8   | 0  | 0  |
| SCOTT LAUGHTON           | 3  | 1 | 0 | 1  | -3  | 0   | 0  | 0  | T.J. OSHIE        | 4  | 1 | 1 | 2  | 2   | 2   | 0  | 0  |
| MARK STREIT              | 4  | 0 | 1 | 1  | 0   | 0   | 0  | 0  | TOM WILSON        | 4  | 0 | 2 | 2  | 1   | 8   | 0  | 0  |
| CHRIS VANDELVEDE         | 4  | 0 | 1 | 1  | 1   | 0   | 0  | 0  | DMITRY ORLOV      | 4  | 1 | 0 | 1  | 1   | 0   | 0  | 0  |
| PIERRE-EDOUARD BELLEMARE | 3  | 0 | 1 | 1  | 2   | 0   | 0  | 0  | NATE SCHMIDT      | 4  | 0 | 1 | 1  | 1   | 0   | 0  | 0  |
| NICK COUSINS             | 2  | 0 | 1 | 1  | 0   | 0   | 0  | 0  | MARCUS JOHANSSON  | 3  | 0 | 1 | 1  | 1   | 2   | 0  | 0  |
| SAM GAGNER               | 4  | 0 | 0 | 0  | -2  | 2   | 0  | 0  | JAY BEAGLE        | 2  | 0 | 1 | 1  | 0   | 0   | 0  | 0  |
| RADKO GUDAS              | 4  | 0 | 0 | 0  | 0   | 0   | 0  | 0  | JOHN CARLSON      | 4  | 0 | 0 | 0  | 1   | 0   | 0  | 0  |
| MICHAEL RAFFL            | 4  | 0 | 0 | 0  | 0   | 4   | 0  | 0  | TAYLOR CHORNEY    | 3  | 0 | 0 | 0  | 1   | 0   | 0  | 0  |
| MATT READ                | 4  | 0 | 0 | 0  | 0   | 2   | 0  | 0  | BROOKS LAICH      | 3  | 0 | 0 | 0  | 0   | 0   | 0  | 0  |
| SEAN COUTURIER           | 2  | 0 | 0 | 0  | 0   | 4   | 0  | 0  | MICHAEL LATTA     | 3  | 0 | 0 | 0  | 0   | 5   | 0  | 0  |
| BRANDON MANNING          | 2  | 0 | 0 | 0  | 1   | 2   | 0  | 0  | MIKE RICHARDS     | 3  | 0 | 0 | 0  | 1   | 0   | 0  | 0  |
| EVGENY MEDVEDEV          | 2  | 0 | 0 | 0  | -3  | 0   | 0  | 0  | PAUL CAREY        | 1  | 0 | 0 | 0  | 0   | 0   | 0  | 0  |
| VINCENT LECavalIER       | 1  | 0 | 0 | 0  | 0   | 0   | 0  | 0  | BROOKS ORPICK     | 1  | 0 | 0 | 0  | 0   | 0   | 0  | 0  |
| ANDREW MACDONALD         | 1  | 0 | 0 | 0  | 0   | 0   | 0  | 0  | DANIEL WINNIK     | 1  | 0 | 0 | 0  | 0   | 0   | 0  | 0  |
| LUKE SCHENN              | 1  | 0 | 0 | 0  | 0   | 0   | 0  | 0  |                   |    |   |   |    |     |     |    |    |
| R.J. UMBERGER            | 1  | 0 | 0 | 0  | -2  | 0   | 0  | 0  |                   |    |   |   |    |     |     |    |    |

## GOALTENDING RECORD:

| FLYERS             | GP       | MIN        | GA        | AVG         | EN       | SO       | W        | L        | OT       | SHOTS      | SAVE %      |
|--------------------|----------|------------|-----------|-------------|----------|----------|----------|----------|----------|------------|-------------|
| STEVE MASON        | 3        | 184        | 9         | 2.94        | 0        | 0        | 1        | 2        | 0        | 92         | .902        |
| MICHAEL NEUVIRTH   | 1        | 60         | 3         | 2.98        | 0        | 0        | 1        | 0        | 0        | 30         | .900        |
| <b>TEAM TOTALS</b> | <b>4</b> | <b>244</b> | <b>12</b> | <b>2.95</b> | <b>0</b> | <b>0</b> | <b>2</b> | <b>2</b> | <b>0</b> | <b>122</b> | <b>.901</b> |

| CAPITALS           | GP       | MIN        | GA       | AVG         | EN       | SO       | W        | L        | OT       | SHOTS      | SAVE %      |
|--------------------|----------|------------|----------|-------------|----------|----------|----------|----------|----------|------------|-------------|
| BRADEN HOLTBY      | 4        | 244        | 9        | 2.21        | 0        | 0        | 2        | 0        | 2        | 121        | .926        |
| <b>TEAM TOTALS</b> | <b>4</b> | <b>244</b> | <b>9</b> | <b>2.21</b> | <b>0</b> | <b>0</b> | <b>2</b> | <b>0</b> | <b>2</b> | <b>121</b> | <b>.926</b> |

## POWER PLAY:

| FLYERS | 3 FOR | 17 | 17.6% | WASHINGTON | 3 FOR | 10 | 30.0% |
|--------|-------|----|-------|------------|-------|----|-------|
| HOME   | 2 FOR | 7  | 28.6% | HOME       | 0 FOR | 4  | 0.00% |
| AWAY   | 1 FOR | 10 | 10.0% | AWAY       | 3 FOR | 6  | 50.0% |

## PENALTY KILLING

| FLYERS | 7 FOR | 10 | 70.0%  | WASHINGTON | 14 FOR | 17 | 82.4% |
|--------|-------|----|--------|------------|--------|----|-------|
| HOME   | 3 FOR | 6  | 50.0%  | HOME       | 9 FOR  | 10 | 90.0% |
| AWAY   | 4 FOR | 4  | 100.0% | AWAY       | 5 FOR  | 7  | 71.4% |



# vs. WINNIPEG JETS

| - 2015-16 RESULTS - |          |          |
|---------------------|----------|----------|
| W                   | L        | OTL      |
| <b>2</b>            | <b>0</b> | <b>0</b> |

| DATE    | GAME NO. | FLYERS 3 AT WINNIPEG 0      | FLYERS GOALSCORERS | GOALTENDERS            | WINNING GOAL |
|---------|----------|-----------------------------|--------------------|------------------------|--------------|
| 11-7-15 | 14       | WINNIPEG 2 AT FLYERS 3 (OT) | 10P,17P,24         | NEUVIRTH(W)/PAVELEC(L) | B. SCHENN    |
| 3-28-16 | 75       |                             | 32,17,28           | MASON(W)/ PAVELEC (L)  | GIROUX       |

|          | GP | W | L | OT | PTS | GF | GA | SO | PPG | SHG | PIM |
|----------|----|---|---|----|-----|----|----|----|-----|-----|-----|
| FLYERS   | 2  | 2 | 0 | 0  | 4   | 6  | 2  | 1  | 2   | 0   | 19  |
| WINNIPEG | 2  | 0 | 2 | 1  | 1   | 2  | 6  | 0  | 0   | 0   | 23  |

| GOALS BY PERIOD: | 1ST | 2ND | 3RD | OT | TOTAL | SHOTS BY PERIOD: | 1ST | 2ND | 3RD | OT | TOTAL |
|------------------|-----|-----|-----|----|-------|------------------|-----|-----|-----|----|-------|
| FLYERS           | 1   | 2   | 2   | 1  | 6     | FLYERS           | 20  | 17  | 16  | 2  | 55    |
| WINNIPEG         | 0   | 1   | 1   | 0  | 2     | WINNIPEG         | 20  | 17  | 17  | 2  | 56    |

## INDIVIDUAL SCORING:

| FLYERS                   | GP | G | A | TP | +/- | PIM | PP | SH | WINNIPEG             | GP | G | A | TP | +/- | PIM | PP | SH |
|--------------------------|----|---|---|----|-----|-----|----|----|----------------------|----|---|---|----|-----|-----|----|----|
| CLAUDE GIROUX            | 2  | 1 | 3 | 4  | 2   | 0   | 0  | 0  | MARK SCHEIFELE       | 2  | 1 | 1 | 2  | 0   | 2   | 0  | 0  |
| WAYNE SIMMONDS           | 2  | 2 | 0 | 2  | 1   | 0   | 1  | 0  | BLAKE WHEELER        | 2  | 1 | 0 | 1  | 0   | 2   | 0  | 0  |
| BRAYDEN SCHENN           | 2  | 1 | 1 | 2  | 1   | 0   | 1  | 0  | ALEXANDER BURMISTROV | 2  | 0 | 0 | 0  | 0   | 2   | 0  | 0  |
| MARK STREIT              | 2  | 1 | 1 | 2  | 0   | 2   | 0  | 0  | DUSTIN BYFUGLIEN     | 2  | 0 | 0 | 0  | -3  | 2   | 0  | 0  |
| MATT READ                | 2  | 1 | 0 | 1  | 1   | 2   | 0  | 0  | NIKOLAJ EHLERS       | 2  | 0 | 0 | 0  | 1   | 0   | 0  | 0  |
| SEAN COUTURIER           | 2  | 0 | 1 | 1  | 1   | 0   | 0  | 0  | ADAM LOWRY           | 2  | 0 | 0 | 0  | 0   | 0   | 0  | 0  |
| MICHAEL RAFFL            | 2  | 0 | 1 | 1  | 0   | 0   | 0  | 0  | PAUL POSTMA          | 2  | 0 | 0 | 0  | 0   | 0   | 0  | 0  |
| JAKUB VORACEK            | 2  | 0 | 1 | 1  | 0   | 0   | 0  | 0  | DREW STAFFORD        | 2  | 0 | 0 | 0  | 0   | 0   | 0  | 0  |
| SHAYNE GOSTISBEHERE      | 1  | 0 | 1 | 1  | 1   | 0   | 0  | 0  | MARK STUART          | 2  | 0 | 0 | 0  | 1   | 0   | 0  | 0  |
| SAM GAGNER               | 2  | 0 | 0 | 0  | 1   | 0   | 0  | 0  | CHRIS THORBURN       | 2  | 0 | 0 | 0  | 0   | 0   | 0  | 0  |
| RADKO GUDAS              | 2  | 0 | 0 | 0  | 1   | 2   | 0  | 0  | JACOB TROUBA         | 2  | 0 | 0 | 0  | 1   | 0   | 0  | 0  |
| BRANDON MANNING          | 2  | 0 | 0 | 0  | 0   | 4   | 0  | 0  | JOEL ARMIA           | 1  | 0 | 0 | 0  | 0   | 2   | 0  | 0  |
| NICK SCHULTZ             | 2  | 0 | 0 | 0  | 0   | 0   | 0  | 0  | BEN CHIAROT          | 1  | 0 | 0 | 0  | 0   | 2   | 0  | 0  |
| CHRIS VANDELDELDE        | 2  | 0 | 0 | 0  | 0   | 0   | 0  | 0  | ANDREW COPP          | 1  | 0 | 0 | 0  | 0   | 0   | 0  | 0  |
| RYAN WHITE               | 2  | 0 | 0 | 0  | 0   | 2   | 0  | 0  | PATRICE CORMIER      | 1  | 0 | 0 | 0  | 0   | 0   | 0  | 0  |
| PIERRE-EDOUARD BELLEMARE | 1  | 0 | 0 | 0  | 0   | 0   | 0  | 0  | MARKO DANO           | 1  | 0 | 0 | 0  | 0   | 0   | 0  | 0  |
| NICK COUSINS             | 1  | 0 | 0 | 0  | 0   | 0   | 0  | 0  | TOBY ENSTROM         | 1  | 0 | 0 | 0  | 0   | 2   | 0  | 0  |
| MICHAEL DEL ZOTTO        | 1  | 0 | 0 | 0  | 0   | 0   | 0  | 0  | MATT HALISCHUK       | 1  | 0 | 0 | 0  | 0   | 0   | 0  | 0  |
| SCOTT LAUGHTON           | 1  | 0 | 0 | 0  | 0   | 0   | 0  | 0  | ANDREW LADD          | 1  | 0 | 0 | 0  | 0   | 7   | 0  | 0  |
| ANDREW MACDONALD         | 1  | 0 | 0 | 0  | 1   | 0   | 0  | 0  | BRYAN LITTLE         | 1  | 0 | 0 | 0  | 0   | 0   | 0  | 0  |
| LUKE SCHENN              | 1  | 0 | 0 | 0  | 0   | 0   | 0  | 0  | JULIAN MELCHIORI     | 1  | 0 | 0 | 0  | 0   | 0   | 0  | 0  |
| R.J. UMBERGER            | 1  | 0 | 0 | 0  | 0   | 7   | 0  | 0  | TYLER MYERS          | 1  | 0 | 0 | 0  | 0   | 0   | 0  | 0  |
|                          |    |   |   |    |     |     |    |    | ANTHONY PELUSO       | 1  | 0 | 0 | 0  | 0   | 2   | 0  | 0  |
|                          |    |   |   |    |     |     |    |    | MATHIEU PERREAULT    | 1  | 0 | 0 | 0  | 0   | 0   | 0  | 0  |
|                          |    |   |   |    |     |     |    |    | NIC PETAN            | 1  | 0 | 0 | 0  | 0   | 0   | 0  | 0  |

## GOALTENDING RECORD:

| FLYERS             | GP       | MIN        | GA       | AVG         | EN       | SO       | W        | L        | OT       | SHOTS     | SAVE %      |
|--------------------|----------|------------|----------|-------------|----------|----------|----------|----------|----------|-----------|-------------|
| MICHAEL NEUVIRTH   | 1        | 60         | 0        | 0.00        | 0        | 1        | 1        | 0        | 0        | 28        | 1.000       |
| STEVE MASON        | 1        | 65         | 2        | 1.85        | 0        | 0        | 1        | 0        | 0        | 28        | .929        |
| <b>TEAM TOTALS</b> | <b>2</b> | <b>125</b> | <b>2</b> | <b>0.96</b> | <b>0</b> | <b>1</b> | <b>2</b> | <b>0</b> | <b>0</b> | <b>56</b> | <b>.964</b> |

| WINNIPEG           | GP       | MIN        | GA       | AVG         | EN       | SO       | W        | L        | OT       | SHOTS     | SAVE %      |
|--------------------|----------|------------|----------|-------------|----------|----------|----------|----------|----------|-----------|-------------|
| ONDREJ PAVELEC     | 2        | 124        | 5        | 2.43        | 1        | 0        | 0        | 1        | 1        | 54        | .907        |
| <b>TEAM TOTALS</b> | <b>2</b> | <b>124</b> | <b>5</b> | <b>2.43</b> | <b>1</b> | <b>0</b> | <b>0</b> | <b>1</b> | <b>1</b> | <b>54</b> | <b>.907</b> |

### POWER PLAY:

| FLYERS | 2 | FOR | 7 | 28.6% | WINNIPEG | 0 | FOR | 5 | 0.00% |
|--------|---|-----|---|-------|----------|---|-----|---|-------|
| HOME   | 0 | FOR | 2 | 0.00% | HOME     | 0 | FOR | 5 | 0.00% |
| AWAY   | 2 | FOR | 5 | 40.0% | AWAY     | 0 | FOR | 0 | 0.00% |

### PENALTY KILLING


| FLYERS | 5 | FOR | 5 | 100.0% | WINNIPEG | 5 | FOR | 7 | 71.4%  |
|--------|---|-----|---|--------|----------|---|-----|---|--------|
| HOME   | 0 | FOR | 0 | 0.00%  | HOME     | 3 | FOR | 5 | 60.0%  |
| AWAY   | 5 | FOR | 5 | 100.0% | AWAY     | 2 | FOR | 2 | 100.0% |





**PHILADELPHIAFLYERS**  
FIFTY YEARS OF HISTORY

# 1973-74 Stanley Cup Champions



## – STANLEY CUP FINALS RESULTS –

| W | L |
|---|---|
| 4 | 2 |

**REGULAR SEASON RECORD:** 50-16-12 (HOME: 28-6-5, ROAD: 22-10-7)

**PLAYOFF RECORD:** 12-5

**QUARTERFINALS:** DEFEATED ATLANTA FLAMES, FOUR GAMES TO ZERO.

**SEMIFINALS:** DEFEATED NEW YORK RANGERS, FOUR GAMES TO THREE.

**FINAL:** DEFEATED BOSTON BRUINS, FOUR GAMES TO TWO.

**HEAD COACH:** FRED SHERO


**ROSTER:** BARRY ASHBEE, BILL BARBER, TOM BLADON, BOB CLARKE (CAPTAIN), BILL CLEMENT, TERRY CRISP, GARY DORNHOEFER, ANDRE DUPONT, BILL FLETT, BOB KELLY, OREST KINDRACHUK, ROSS LONSBERRY, RICK MACLEISH, SIMON NOLET, BERNIE PARENT, DON SALESKI, DAVE SCHULTZ, BOBBY TAYLOR, JIM WATSON, JOE WATSON, ED VAN IMPE, BRUCE COWICK (PLAYOFFS ONLY).

### NOTES:

- THE 1973-74 FLYERS WERE THE FIRST NHL EXPANSION CLUB TO WIN THE STANLEY CUP.
- RICK MACLEISH SCORED THE CUP-WINNING DEFLECTION GOAL AT 14:48 OF THE FIRST PERIOD OF GAME SIX AGAINST BOSTON. IT WAS THE LONE TALLY IN A 1-0 FINAL.
- AFTER WINNING THE VEZINA TROPHY IN THE REGULAR SEASON, BERNIE PARENT WON THE CONN SMYTHE TROPHY AS PLAYOFF MVP.
- PARENT WAS NAMED A 1ST TEAM NHL ALL-STAR AT GOALTENDER, WHILE BOB CLARKE WAS A 2ND-TEAM NHL ALL-STAR AT CENTER AND BARRY ASHBEE WAS A 2ND-TEAM NHL ALL-STAR AT DEFENSE



# 1974-75 Stanley Cup Champions



## – STANLEY CUP FINALS RESULTS –

| W | L |
|---|---|
| 4 | 2 |

**REGULAR SEASON RECORD:** 51-18-11 (HOME: 31-6-2, ROAD: 19-12-9)

**PLAYOFF RECORD:** 12-5

**QUARTERFINALS:** DEFEATED TORONTO MAPLE LEAFS, FOUR GAMES TO ZERO.

**SEMIFINALS:** DEFEATED NEW YORK ISLANDERS, FOUR GAMES TO THREE.

**FINAL:** DEFEATED BUFFALO SABRES, FOUR GAMES TO TWO.

**HEAD COACH:** FRED SHERO

**ROSTER:** BILL BARBER, TOM BLADON, BOB CLARKE (CAPTAIN), BILL CLEMENT, TERRY CRISP, GARY DORNHOEFER, ANDRE DUPONT, LARRY GOODENOUGH, TED HARRIS, BOB KELLY, OREST KINDRACHUK, REGGIE LEACH, ROSS LONSBERRY, RICK MACLEISH, BERNIE PARENT, DON SALESKI, DAVE SCHULTZ, WAYNE STEPHENSON, BOBBY TAYLOR, JIM WATSON, JOE WATSON, ED VAN IMPE.

### NOTES:

- THE 1974-75 FLYERS WERE THE FINAL NHL TEAM TO WIN THE STANLEY CUP WITH A ROSTER CONSISTING ENTIRELY OF CANADIAN-BORN PLAYERS.
- THE FLYERS HAD THE NHL'S BEST RECORD IN THE REGULAR SEASON PRIOR TO WINNING THE STANLEY CUP.
- BOB KELLY SCORED THE STANLEY CUP WINNING GOAL AT THE 11-SECOND MARK OF THE THIRD PERIOD OF GAME SIX IN BUFFALO. THE FLYERS WON THE GAME, 2-0.
- FOR THE SECOND STRAIGHT SEASON, BERNIE PARENT WON BOTH THE VEZINA TROPHY AS THE NHL'S TOP GOALTENDER AND THE CONN SMYTHE TROPHY AS PLAYOFF MVP.
- BOB CLARKE WON HIS SECOND OF THREE HART TROPHIES AS THE NHL'S MOST VALUABLE PLAYER.



**1975-76****Campbell Conference Champions**

– STANLEY CUP FINALS RESULTS –

| W        | L        |
|----------|----------|
| <b>0</b> | <b>4</b> |

**REGULAR SEASON RECORD:** 51-13-6 (HOME: 36-2-2, ROAD: 15-11-14)

**PLAYOFF RECORD:** 8-8

**QUARTERFINALS:** DEFEATED TORONTO MAPLE LEAFS, FOUR GAMES TO THREE.

**SEMIFINALS:** DEFEATED BOSTON BRUINS, FOUR GAMES TO ONE.

**FINAL:** DEFEATED BY MONTREAL CANADIENS, FOUR GAMES TO ZERO.

**HEAD COACH:** FRED SHERO

**ROSTER:** BILL BARBER, TOM BLADON, MEL BRIDGMAN, BOB CLARKE (CAPTAIN), TERRY CRISP, GARY DORNHOEFER, ANDRE DUPONT, LARRY GOODENOUGH, BOB KELLY, OREST KINDRACHUK, REGGIE LEACH, ROSS LONSBERRY, RICK MACLEISH, JACK MCILHARGEY, BERNIE PARENT, DON SALESKI, DAVE SCHULTZ, WAYNE STEPHENSON, JIM WATSON, JOE WATSON.

**NOTES:**

- INJURED STAR PLAYERS BERNIE PARENT AND RICK MACLEISH WERE UNAVAILABLE FOR THE STANLEY CUP FINAL.
- EACH OF THE FIRST THREE GAMES OF THE STANLEY CUP FINAL WERE DECIDED BY ONE GOAL (4-3, 2-1, AND 3-2). IN GAME FOUR, THE GAME WAS TIED AT 3-3 WITH LESS THAN SIX MINUTES REMAINING IN REGULATION BEFORE MONTREAL SCORED TWICE TO WIN, 5-3.
- REGGIE LEACH'S 19 GOALS IN THE PLAYOFFS SET AN NHL RECORD FOR A PLAYOFF YEAR; A RECORD STILL CO-HELD AS OF 2016. LEACH BECAME JUST THE THIRD PLAYER FROM A DEFEATED TEAM IN THE STANLEY CUP FINAL TO WIN THE CONN SMYTHE TROPHY AS PLAYOFF MVP.
- BOB CLARKE WON HIS THIRD AND FINAL HART TROPHY AS NHL MOST VALUABLE PLAYER.
- THE FLYERS' .925 HOME WINNING PERCENTAGE IN 1975-76 STANDS AS A FRANCHISE RECORD.
- PHILADELPHIA SET A FRANCHISE RECORD (LATER BROKEN IN 1979-80) WITH A 23-GAME UNBEATEN STREAK (17-0-6) DURING THE REGULAR SEASON.



**1979-80****Campbell Conference Champions**

– STANLEY CUP FINALS RESULTS –

| W        | L        |
|----------|----------|
| <b>2</b> | <b>4</b> |

**REGULAR SEASON RECORD:** 48-12-20 (HOME: 27-5-8, ROAD: 21-7-12).

**PLAYOFF RECORD:** 13-6

**PRELIMINARY ROUND:** DEFEATED EDMONTON OILERS, THREE GAMES TO ZERO (BEST-OF-FIVE).

**QUARTERFINALS:** DEFEATED NEW YORK RANGERS, FOUR GAMES TO ONE.

**SEMIFINALS:** DEFEATED MINNESOTA NORTH STARS, FOUR GAMES TO ONE.

**FINAL:** DEFEATED BY NEW YORK ISLANDERS, FOUR GAMES TO TWO.

**HEAD COACH:** PAT QUINN

**ROSTER:** BILL BARBER, NORM BARNES, FRANK BATHE, MEL BRIDGMAN (CAPTAIN), MIKE BUSNIUK, BOB CLARKE, BOB DAILEY, ANDRE DUPONT, TOM GORENCE, PAUL HOLMGREN, BOB KELLY, AL HILL, OREST KINDRACHUK, REGGIE LEACH, KEN LINSEMAN, RICK MACLEISH, JACK MCILHARGEY, PHIL MYRE, JOHN PADDOCK, PETE PEETERS, BRIAN PROPP, DENNIS VERVERGAERT, JIM WATSON, BEHN WILSON.


**NOTES:**

- THE 1979-80 FLYERS SET A NORTH AMERICAN PROFESSIONAL SPORTS RECORD AS THEY REELED OFF A 35-GAME UNBEATEN STREAK (25-0-10), ECLIPSING THE PREVIOUS NHL-RECORD 28-GAME STREAK SET BY THE 1977-78 MONTREAL CANADIENS.
- THE ISLANDERS' BOBBY NYSTROM SCORED THE STANLEY CUP WINNING GOAL AT 7:11 OF OVERTIME IN GAME SIX OF THE FINAL AT NASSAU COUNTY COLISEUM IN UNIONDALE, NY. IN THE FIRST PERIOD, THE ISLANDERS BENEFITED FROM A BORDERLINE HIGH-STICK ON A DENIS POTVIN GOAL AND A BLATANTLY MISSED OFFSIDE ON A RUSH THAT ENDED IN A DUANE SUTTER GOAL.
- KEN "THE RAT" LINSEMAN LED THE FLYERS WITH 22 POINTS (FOUR GOALS, 18 ASSISTS) IN 17 GAMES DURING THE FLYERS' PLAYOFF RUN.
- SEVEN FLYERS PLAYED IN 1980 NHL ALL-STAR GAME: GOALTENDER PETE PEETERS, FORWARDS BILL BARBER, REGGIE LEACH, RICK MACLEISH AND ROOKIE BRIAN PROPP, AND DEFENSEMEN JIM WATSON AND NORM BARNES.
- FORMER CAPTAIN BOB CLARKE SERVED AS AN ASSISTANT COACH TO PAT QUINN WHILE STILL ON THE ACTIVE PLAYING ROSTER.



# 1984-85

# Wales Conference Champions



### – STANLEY CUP FINALS RESULTS –

| W | L |
|---|---|
| 1 | 4 |

**REGULAR SEASON RECORD:** 53-20-7 (HOME: 32-4-4, ROAD: 21-16-3)

**PLAYOFF RECORD:** 12-7

**PATRICK DIVISION SEMIFINALS:** DEFEATED NEW YORK RANGERS, THREE GAMES TO ZERO (BEST-OF-FIVE).

**PATRICK DIVISION FINALS:** DEFEATED NEW YORK ISLANDERS, THREE GAMES TO ONE.

**WALES CONFERENCE FINAL:** DEFEATED QUEBEC NORDIQUES, FOUR GAMES TO TWO.

**STANLEY CUP FINAL:** DEFEATED BY EDMONTON OILERS, FOUR GAMES TO ONE.

**HEAD COACH:** MIKE KEENAN


**ROSTER:** TODD BERGEN, DAVE BROWN, LINDSAY CARSON, MURRAY CRAVEN, DOUG CROSSMAN, MIROSLAV DVORAK, THOMAS ERIKSSON, BOB FROESE, LEN HACHBORN, ED HOSPODAR, MARK HOWE, TIM KERR, PELLE LINDBERGH, BRAD MARSH, BRAD MCCRIMMON, JOE PATERSON, DAVE POULIN, BRIAN PROPP, ILKKA SINISALO, DERRICK SMITH, RICH SUTTER, RON SUTTER, RICK TOCCHET, PETER ZEDEL.

#### NOTES:

- THE FLYERS' REGULAR SEASON RECORD TOPPED ALL TEAMS IN THE NATIONAL HOCKEY LEAGUE. BEFORE THE SEASON, MANY PUNDITS PICKED THE FLYERS TO FINISH FOURTH IN THE PATRICK DIVISION. THE FLYERS' ROSTER WAS THE YOUNGEST IN THE NHL IN AVERAGE AGE PER PLAYER.
- TEAM CAPTAIN POULIN'S 5-ON-3 SHORTHANDED BREAKAWAY GOAL IN THE SECOND PERIOD OF GAME 5 OF THE WALES CONFERENCE FINAL WAS A PIVOTAL PLAY IN A 3-0 SHUTOUT WIN AT THE SPECTRUM IN THE CLINCHING GAME. AT THE TIME, THE GOAL GAVE PHILADELPHIA A 2-0 LEAD.
- THE FLYERS WON THE FIRST GAME OF THE STANLEY CUP FINAL, BUT THE OILERS WON EACH OF THE NEXT FOUR. GOALTENDER PELLE LINDBERGH WAS UNAVAILABLE FOR GAME FIVE DUE TO AN INJURY SUSTAINED IN GAME FOUR. TOP PHILADELPHIA GOAL SCORER TIM KERR (10 GOALS IN 12 PLAYOFF GAMES) WAS UNAVAILABLE IN GAME FOUR AND GAME FIVE.
- LINDBERGH WON THE VEZINA TROPHY AS THE NHL'S TOP GOALTENDER AND WAS A FINALIST FOR THE HART TROPHY (WON BY EDMONTON'S WAYNE GRETZKY) AS LEAGUE MVP.
- FIRST-YEAR HEAD COACH MIKE KEENAN WON THE JACK ADAMS AWARD AS THE NHL'S TOP COACH. PREVIOUS WINNERS INCLUDED FRED SHERO (1973-74) AND PAT QUINN (1979-80).





**1986-87****Wales Conference Champions**
**– STANLEY CUP FINALS RESULTS –**

| W        | L        |
|----------|----------|
| <b>3</b> | <b>4</b> |

**REGULAR SEASON RECORD:** 46-26-8 (HOME: 29-9-2, 17-17-6)

**PLAYOFF RECORD:** 15-11

**PATRICK DIVISION SEMIFINALS:** DEFEATED NEW YORK RANGERS, FOUR GAMES TO TWO.

**PATRICK DIVISION FINALS:** DEFEATED NEW YORK ISLANDERS, FOUR GAMES TO THREE.

**WALES CONFERENCE FINALS:** DEFEATED MONTREAL CANADIENS, FOUR GAMES TO TWO.

**STANLEY CUP FINAL:** DEFEATED BY EDMONTON OILERS, FOUR GAMES TO THREE.


**HEAD COACH:** MIKE KEENAN

**ROSTER:** DAVE BROWN, LINDSAY CARSON, MURRAY CRAVEN, DOUG CROSSMAN, J.J. DAIGNEAULT, RON HEXTALL, ED HOSPODAR, MARK HOWE, TIM KERR, BRAD MARSH, BRAD MCCRIMMON, SCOTT MELLANBY, DAVE POULIN, BRIAN PROPP, GLENN RESCH, KJELL SAMUELSSON, ILKKA SINISALO, DERRICK SMITH, DARYL STANLEY, RON SUTTER, RICK TOCCHET, PETER ZEZEL.

**NOTES:**

- WITH TWO SEVEN-GAME AND TWO SIX-GAME SERIES IN THE POSTSEASON, THE FLYERS PLAYED ONLY TWO FEWER THAN THE MAXIMUM POSSIBLE 28 PLAYOFF GAMES.
- DEFENSEMAN J.J. DAIGNEAULT'S GAME-WINNING GOAL AT 14:28 OF THE THIRD PERIOD OF GAME SIX AT THE SPECTRUM FORCED A SEVENTH AND DECIDING GAME OF THE SERIES IN EDMONTON. IF THE FLYERS HAD WON AN OVERTIME GAME TWO, DAIGNEAULT'S GOAL WOULD INSTEAD HAVE STOOD AS THE CUP CLINCHER.
- THE FLYERS HELD AN EARLY 1-0 LEAD IN GAME SEVEN OF THE FINAL BEFORE EDMONTON ULTIMATELY PREVAILED, 3-1.
- BRIAN PROPP LED THE FLYERS IN PLAYOFF SCORING WITH 28 POINTS (12 GOALS, 16 ASSISTS) IN 26 GAMES.
- PRIOR TO THE SERIES-ENDING GAME SIX OF THE WALES CONFERENCE FINAL, FLYERS AND MONTREAL CANADIENS PLAYERS BRAWLED ON MONTREAL FORUM ICE AT THE END OF PRE-GAME WARMUPS.
- ROOKIE GOALTENDER FINISHED AS RUNNER-UP FOR THE CALDER TROPHY AS THE NHL'S ROOKIE OF THE YEAR BUT HE WON THE VEZINA TROPHY AS THE NHL'S TOP GOALTENDER AND THE CONN SMYTHE TROPHY AS PLAYOFF MVP.
- TIM KERR MATCHED HIS CAREER-HIGH 58 GOALS DURING THE REGULAR SEASON; THE FOURTH STRAIGHT SEASON THAT KERR SCORED AT LEAST 54 GOALS. DUE TO A SHOULDER INJURY, HE MISSED THE FINAL 14 GAMES OF THE FLYERS' PLAYOFF RUN.
- MARK HOWE WAS THE RUNNER-UP TO RAY BOURQUE FOR THE NORRIS TROPHY AS THE NHL'S BEST DEFENSEMAN; THE THIRD TIME IN HIS CAREER THAT HE FINISHED SECOND IN THE BALLOTING.



**1996-97****Eastern Conference Champions**
**– STANLEY CUP FINALS RESULTS –**

| W        | L        |
|----------|----------|
| <b>0</b> | <b>4</b> |

**REGULAR SEASON RECORD:** 45-24-13 (HOME: 23-12-6, ROAD: 22-12-7)

**PLAYOFF RECORD:** 12-7

**EASTERN CONFERENCE QUARTERFINALS:** DEFEATED PITTSBURGH PENGUINS, FOUR GAMES TO ONE.

**EASTERN CONFERENCE SEMIFINALS:** DEFEATED BUFFALO SABRES, FOUR GAMES TO ONE.

**EASTERN CONFERENCE FINAL:** DEFEATED NEW YORK RANGERS, FOUR GAMES TO ONE.

**STANLEY CUP FINAL:** DEFEATED BY DETROIT RED WINGS, FOUR GAMES TO ZERO.

**HEAD COACH:** TERRY MURRAY

**ROSTER:** ROD BRIND'AMOUR, PAUL COFFEY, SCOTT DANIELS, ERIC DESJARDINS, JOHN DRUCE, KARL DYKHUIS, PAT FALLOON, COLIN FORBES, DALE HAWERCHUK, RON HEXTALL, TRENT KLATT, DAN KORDIC, DANIEL LACROIX, JOHN LECLAIR, ERIC LINDROS (CAPTAIN), JANNE NIINIMAA, JOEL OTTO, MICHEL PETIT, SHJON PODEIN, VACLAV PROSPAL, MIKAEL RENBERG, KJELL SAMUELSSON, GARTH SNOW, PETR SVOBODA, CHRIS THERIEN, DAINIUS ZUBRUS.

**NOTES:**

- THE FLYERS FINISHED IN SECOND PLACE IN THE ATLANTIC DIVISION DURING THE REGULAR SEASON, ONE POINT BEHIND THE NEW JERSEY DEVILS.
- THIS WAS THE FINAL SEASON THAT THE ORIGINAL "LEGION OF DOOM" LINE OF ERIC LINDROS, JOHN LECLAIR AND MIKAEL RENBERG WAS AN INTACT UNIT. RENBERG WAS TRADED IN THE OFFSEASON AND MOSTLY PLAYED WITH OTHER LINEMATES DURING HIS SUBSEQUENT SECOND STINT WITH THE FLYERS (1998-99 TO 1999-2000).
- LINDROS LED THE FLYERS IN PLAYOFF SCORING WITH 26 POINTS (12 GOALS, 14 ASSISTS) IN 19 GAMES, WHILE LINEMATE LECLAIR'S THREE GAME-WINNERS (AMONG NINE GOALS OVERALL) PACED THE TEAM.
- DEFENSEMAN JANNE NIINIMAA EARNED A SPOT ON THE NHL ALL-ROOKIE TEAM.
- LINDROS, LECLAIR, PAUL COFFEY AND DALE HAWERCHUK WERE SELECTED TO THE NHL ALL-STAR GAME.



**2009-10****Eastern Conference Champions****- STANLEY CUP FINALS RESULTS -**

| W        | L        |
|----------|----------|
| <b>2</b> | <b>4</b> |

**REGULAR SEASON RECORD:** 41-35-6 (HOME: 24-14-3, AWAY: 17-21-3)

**PLAYOFF RECORD:** 14-9

**EASTERN CONFERENCE QUARTERFINALS:** DEFEATED NEW JERSEY DEVILS, FOUR GAMES TO ONE.

**EASTERN CONFERENCE SEMIFINALS:** DEFEATED BOSTON BRUINS, FOUR GAMES TO THREE.

**EASTERN CONFERENCE FINAL:** DEFEATED MONTREAL CANADIENS, FOUR GAMES TO ONE.

**STANLEY CUP FINAL:** DEFEATED BY CHICAGO BLACKHAWKS, FOUR GAMES TO TWO.

**HEAD COACH:** PETER LAVIOLETTE (REPLACED JOHN STEVENS ON DECEMBER 4, 2009)



**ROSTER:** ARRON ASHAM, OSKARS BARTULIS, BLAIR BETTS, DANNY BRIERE, BRIAN BOUCHER, DAN CARCILLO, MATT CARLE, JEFF CARTER, BRAYDON COBURN, RAY EMERY, SCOTT HARTNELL, LUKAS KRAJICEK, IAN LAPERRIERE, MICHAEL LEIGHTON, VILLE LEINO, ANDREAS NODL, RYAN PARENT, DARROLL POWE, CHRIS PRONGER, MIKE RICHARDS, KIMMO TIMONEN, JAMES VAN RIEMSDYK.

**NOTES:**

- THE FLYERS QUALIFIED FOR THE PLAYOFFS VIA SHOOTOUT VICTORY OVER THE NEW YORK RANGERS ON THE FINAL DAY OF THE 2009-10 REGULAR SEASON. HAD NEW YORK WON, THE RANGERS WOULD HAVE MADE THE PLAYOFFS INSTEAD.
- IN THE EASTERN CONFERENCE SEMIFINALS, THE FLYERS BECAME JUST THE THIRD TEAM IN NHL HISTORY TO RECOVER FROM A THREE GAMES TO ZERO DEFICIT AND COME BACK TO WIN A SERIES. IN THE CLINCHING SEVENTH GAME IN BOSTON, THE FLYERS TRAILED 3-0 IN THE FIRST PERIOD BEFORE STORMING BACK TO WIN IN REGULATION, 4-3.
- DANNY BRIERE LED THE FLYERS IN PLAYOFF SCORING WITH 30 POINTS (12 GOALS, 18 ASSISTS) IN 23 GAMES. HE SET A NEW FRANCHISE RECORD FOR A PLAYOFF YEAR.



# BERNIE PARENT | 1



## – NHL CAREER TOTALS –

| GP         | W-L-T              | SO        | GA          | GAA         |
|------------|--------------------|-----------|-------------|-------------|
| <b>608</b> | <b>271-198-121</b> | <b>55</b> | <b>1493</b> | <b>2.55</b> |

### NUMBER RETIRED ON OCTOBER 11, 1979

The entire history of the Philadelphia Flyers may have been different without Bernie Parent. The Montreal native was not only the greatest goaltender in franchise history; he was one of the best to ever grace a National Hockey League crease.

Parent's name is synonymous with grace and excellence on the hockey rink. Just as importantly, Parent is known as a warm, compassionate human being who has never been afraid to face up to his flaws. He has celebrated the good times and weathered the tough times with uncommon grace and refreshing honesty. He emerged with his smile intact and boasts countless numbers of friends and acquaintances who feel enriched to have known him.

Beloved by fans and teammates alike, the Hockey Hall of Fame goaltender's gentle spirit and good humor off the ice were only surpassed by his brilliance between the pipes. Parent gave his team the confidence to believe they had a chance to win every night.

Parent's two-stint Flyers career ended with a stellar 232-141-103 record, 50 shutouts, and a 2.42 goals against average. His playoff numbers were equally impressive, with two Conn Smythe Trophies and 2.38 goals against average.

### FLYERS CAREER HONORS AND ACHIEVEMENTS

- NHL FIRST-TEAM ALL-STAR: 1973-74, 1974-75
- CONN SMYTHE TROPHY WINNER: 1974, 1975
- VEZINA TROPHY: 1973-74, 1974-75
- STANLEY CUP CHAMPIONSHIP: 1973-74, 1974-75
- NHL ALL-STAR GAME PARTICIPANT: 1968-69, 1969-70, 1973-74, 1974-75, 1976-77
- CLASS GUY AWARD: 1978-79
- FLYERS FRANCHISE RECORD: MOST CAREER SHUTOUTS, REGULAR SEASON (50), PLAYOFFS (SIX)
- FLYERS FRANCHISE RECORD: MOST SHUTOUTS IN A SEASON (12, 1973-74 AND 1974-75)
- 40-WIN CLUB: 1973-74 (47, FRANCHISE RECORD), 1974-75 (44)
- HOCKEY HALL OF FAME INDUCTEE: 1984
- FLYERS HALL OF FAME INDUCTEE: 1988



# MARK HOWE | 2



| – NHL CAREER TOTALS – |     |     |     |     |
|-----------------------|-----|-----|-----|-----|
| GP                    | G   | A   | PTS | PIM |
| 929                   | 197 | 545 | 742 | 455 |

## NUMBER RETIRED ON MARCH 6, 2012

The consensus best all-around defenseman in the first half-century of Flyers' franchise history, Mark Howe is a member of the Hockey Hall of Fame, the United States Hockey Hall of Fame and the Flyers Hall of Fame.

Howe's combination of supreme natural talent, outstanding work ethic and sharp mind for hockey made him a superior player both offensively and defensively. He made the transition from an All-Star forward to defenseman mid-career and not only held their own at the new position, but became one of the NHL's best blueliners of his generation.

Howe was a smooth skater, a pinpoint passer and possessed a dangerous wrist shot. At the defensive end, his uncanny anticipation and positional smarts more than made up for his lack of size and bulk.

Between his WHA and NHL careers, Howe compiled 405 regular season goals and 1,246 regular season points. Howe is also the Flyers franchise leader for goals (138), assists (342), regular season points (342), playoff points (53) and career plus-minus rating (+349) among defensemen.



A three-time Norris Trophy finalist for best NHL defenseman and four-time Barry Ashbee Award winner, Howe always placed much greater emphasis on team goals than personal accomplishments. Off the ice, he epitomized class and dignity.

## FLYERS CAREER HONORS AND ACHIEVEMENTS

- NHL FIRST-TEAM ALL-STAR: 1982-83, 1985-86, 1986-87
- NORRIS TROPHY FINALIST: 1982-83, 1985-86, 1986-87
- NHL ALL-STAR GAME: 1982-83, 1985-86, 1987-88
- EMERY EDGE (NHL PLUS/MINUS) AWARD: 1985-86 (+85)
- STANLEY CUP FINAL PARTICIPANT: 1984-85, 1986-87
- BARRY ASHBEE TROPHY (FLYERS TOP DEFENSEMAN): 1982-83, 1985-86, 1986-87, 1987-88
- BOBBY CLARKE TROPHY (FLYERS MVP): 1985-86
- FLYERS FRANCHISE RECORD: MOST GOALS BY A DEFENSEMAN (138)
- FLYERS FRANCHISE RECORD: MOST ASSISTS BY A DEFENSEMAN (342)
- FLYERS FRANCHISE RECORD: MOST POINTS BY A DEFENSEMAN (480)
- FLYERS FRANCHISE RECORD: BEST CUMULATIVE PLUS/MINUS BY A DEFENSEMAN (+349)
- FLYERS HALL OF FAME: 2001
- UNITED STATES HOCKEY HALL OF FAME: 2003
- HOCKEY HALL OF FAME: 2011
- LESTER PATRICK TROPHY - 2016



# BARRY ASHBEE | 4



## – NHL CAREER TOTALS –

| GP  | G  | A  | PTS | PIM |
|-----|----|----|-----|-----|
| 284 | 15 | 70 | 85  | 291 |

### NUMBER RETIRED ON OCTOBER 13, 1977

An inspirational leader by stoic example, the late Barry Ashbee was an everyman made good. Among teammates, he epitomized the competitiveness of the Broad Street Bullies-era Flyers. Whatever Ashbee lacked in natural talent he made up for in hockey smarts, work ethic and hunger to win.

Ashbee possessed as much character and inner strength as anyone who has ever been a professional athlete. There was nothing phony or pretentious about the guy teammates called "Ash Can."

The defensive defenseman courageously and effectively played through a litany of injuries that was extensive even by hockey standards. Although his late-blooming NHL playing career was cut short by an eye injury suffered in the 1974 Stanley Cup semifinals, Ashbee left an indelible mark in shaping the Flyers' team identity; first as a player and later as an assistant coach.



By celebrating the legacy of Barry Ashbee, the Flyers also pay tribute to all the players who came before and after him, men who toiled and sacrificed just for a chance to play. His jersey was retired as much to venerate his spirit as to honor his playing abilities. No one was more dedicated to winning or persevered more tenaciously.

### FLYERS CAREER HONORS AND ACHIEVEMENTS

- NHL SECOND-TEAM ALL-STAR: 1973-74
- STANLEY CUP CHAMPIONSHIP: 1973-74, 1974-75 (ASSISTANT COACH)
- FLYERS HALL OF FAME: 1991
- BARRY ASHBEE TROPHY (FLYERS BEST DEFENSEMAN): AWARD FIRST GIVEN IN 1974-75.



# BILL BARBER | 7



| – NHL CAREER TOTALS – |            |            |            |            |
|-----------------------|------------|------------|------------|------------|
| GP                    | G          | A          | PTS        | PIM        |
| <b>903</b>            | <b>420</b> | <b>463</b> | <b>883</b> | <b>623</b> |

## NUMBER RETIRED ON OCTOBER 11, 1990

An inductee in both the Hockey Hall of Fame and Flyers Hall of Fame, left winger Bill Barber was much more than just one-third of the famed LCB line with teammates Bob Clarke and Reggie Leach.

Barber spent his entire playing career with the Flyers. He played 903 regular season games (420 goals, 463 assists, 883 points, 623 penalty minutes) and 129 games in the Stanley Cup playoffs (53 goals, 55 assists, 108 points, 109 penalty minutes). Knee problems prematurely ended his career, but Barber still stands at the franchise's all-time leading goal scorer.

Barber was a productive offensive force almost in spite of himself. The player cared only about winning. Although there were a handful of players around the league who scored at a more prolific rate, Barber was one of the National Hockey League's top all-around wingers of his era.



Some of Barber's best games came in the biggest games of season. For example, in the 31 playoff games the Flyers played in 1980 and 1981, the intrepid Barber scored 23 goals and 37 points. In the 1980 run to the Cup Finals, Barber tied an NHL record with 3 shorthanded goals. That is the epitome of "clutch performance."

## FLYERS CAREER HONORS AND ACHIEVEMENTS

- NHL FIRST-TEAM ALL-STAR: 1975-76
- NHL SECOND-TEAM ALL-STAR: 1978-79, 1980-81
- NHL ALL-STAR GAME: 1974-75, 1975-76, 1977-78, 1978-79, 1979-80, 1980-81, 1981-82
- STANLEY CUP CHAMPIONSHIP: 1973-74, 1974-75
- STANLEY CUP FINAL PARTICIPANT: 1973-74, 1974-75, 1975-76, 1979-80
- CALDER CUP CHAMPIONSHIP: 1997-98 (HEAD COACH, PHILADELPHIA PHANTOMS)
- CLASS GUY AWARD: 1980-81
- JACK ADAMS AWARD (NHL COACH OF THE YEAR): 2000-01
- FLYERS 50-GOAL CLUB: 1975-76
- FLYERS 100-POINT CLUB: 1975-76
- FRANCHISE CAREER GOAL RECORD: 420 (REGULAR SEASON), 53 (PLAYOFFS)
- FLYERS HALL OF FAME: 1989
- HOCKEY HALL OF FAME: 1990



# BOB CLARKE | 16



| – NHL CAREER TOTALS – |     |     |      |      |
|-----------------------|-----|-----|------|------|
| GP                    | G   | A   | PTS  | PIM  |
| 1144                  | 358 | 852 | 1210 | 1453 |

## NUMBER RETIRED ON NOVEMBER 15, 1984

Described by coach Fred Shero as “a dream dressed in work clothes,” Bob Clarke played an incalculable role in shaping the Flyers team identity and work ethic.

The Flyers’ longtime captain was the ultimate team player, caring nothing for personal stats and willing to do anything for victory; whether it meant spilling his own blood or fighting for the puck as if his life depended on it. Clarke was also one of the top playmakers in NHL history, a highly effective two-way, all-situations performer and one of the best faceoff men of his era.

Known as “Bobby” to fans and “Whitey” to teammates, Clarke was as modest, unassuming and soft-spoken off the ice as he was driven to win on the ice.

Clarke quickly made people forget that he’d been bypassed at least once in the 1969 NHL Draft by every team in the league solely because he had a form of diabetes. Simultaneously, he became a source of inspiration to diabetic aspiring athletes worldwide.

Even had Clarke not gone on to become a two-tenure Flyers general manager and to later serve the organization as senior vice president, his place would be secure in the team’s pantheon of the greatest of the greats.

## FLYERS CAREER HONORS AND ACHIEVEMENTS

- HART TROPHY: 1972-73, 1974-75, 1975-76
- NHL FIRST-TEAM ALL-STAR: 1974-75, 1975-76
- NHL SECOND-TEAM ALL-STAR: 1972-73, 1973-74
- NHL ALL-STAR GAME: 1969-70, 1970-71, 1971-72, 1972-73, 1973-74, 1974-75, 1975-76, 1976-77, 1977-78, 1978-79
- MASTERTON TROPHY: 1971-72
- SELKE TROPHY: 1982-83
- LESTER B. PEARSON AWARD: 1972-73
- LESTER PATRICK AWARD (SERVICE TO HOCKEY IN THE USA): 1979-80
- CLASS GUY AWARD: 1981-82
- FLYERS 100-POINT CLUB: 1972-73, 1974-75, 1975-76
- FLYERS FRANCHISE RECORD: MOST GAMES, REGULAR SEASON (1,144) AND PLAYOFFS (136)
- FLYERS FRANCHISE RECORD: MOST POINTS, REGULAR SEASON (1,210) AND PLAYOFFS (119)
- FLYERS FRANCHISE RECORD: MOST ASSISTS, REGULAR SEASON (852) AND PLAYOFFS (77)







 **Spectrum**

1967-2009



## SPECTRUM HISTORY

When the National Hockey League granted a conditional expansion franchise on February 9, 1966 to the team that became known as the Philadelphia Flyers, one of the key conditions was the construction and completion of a new arena in time for the start of the 1967-68 NHL season.

On June 1, 1966, a public groundbreaking ceremony took place on the site at Broad Street and Pattison Avenue upon which the arena that came to be called the Spectrum would stand. The building hosted its first event on September 30, 1967.

"This building was just an idea 16 months ago," Flyers co-founder Ed Snider said at the time of the arena's opening. "We got it done in record time."

Over the years, the Spectrum was the home of the NHL's Flyers (1967-68 to 1995-96), the NBA's Philadelphia 76ers (1967-68 to 1995-96), as well as college basketball, boxing, indoor soccer, indoor lacrosse, big-name concerts, circuses, the Ice Capades, monthly professional wrestling cards, tractor pulls, professional bull riding, the American Hockey League's Philadelphia Phantoms (1996-97 to 2008-09).

The arena's name was conceived by Lou Scheinfeld, a former newspaper writer hired by Mr. Snider as vice president of business operations. The name was an acronym of sorts intended to reflect the wide array of events the facility would host. The SP stood for "sports." The E was for "entertainment." The C was for "circuses." The T was for "theatricals", R was for "recreation."

What about the UM on the end? Scheinfeld often quipped that it stood for, "um, what a nice building."

The arena closed for good on November 1, 2009. Demolition was completed in May 2011. The next year, the Xfinity Live! complex took its place across the parking lot from the Wells Fargo Center.




## SPECTRUM EVENT HIGHLIGHTS

- FIRST EVENT: QUAKER CITY JAZZ FESTIVAL, **SEPTEMBER 30, 1967**
- FIRST SPORTS EVENT: BOXING (JOE FRAZIER VS. TONY DOYLE), **OCT. 17, 1967**
- FIRST PHILADELPHIA 76ERS GAME: **OCTOBER 18, 1967**
- FIRST FLYERS GAME: **OCTOBER 19, 1967** (VS. PITTSBURGH)
- FIRST FLYERS PREGAME RENDITION OF "GOD BLESS AMERICA": **DECEMBER 11, 1969**
- 20TH ANNUAL NBA ALL-STAR GAME, **JANUARY 20, 1970**
- KATE SMITH FIRST LIVE FLYERS PREGAME "GOD BLESS AMERICA" PERFORMANCE: **OCTOBER 11, 1973**
- FLYERS WIN FIRST STANLEY CUP: **MAY 19, 1974** (1974 FINAL VS BOSTON, GAME SIX)
- OLGA KOR BUT APPEARS LIVE WITH TOURING RUSSIAN GYM TEAM **NOVEMBER 10, 1974**
- FLYERS VS. RED ARMY (CSKA): **JANUARY 11, 1976**
- 29TH ANNUAL NHL ALL-STAR GAME: **JANUARY 20, 1976**
- 26TH ANNUAL NBA ALL-STAR GAME: **FEBRUARY 3, 1976**
- LUCIANO PAVAROTTI CONCERT: **APRIL 5, 1976**
- FIRST FLYERS WIVES CARNIVAL: **FEBRUARY 1, 1977**
- ELVIS PRESLEY'S FINAL SPECTRUM APPEARANCE **MAY 28, 1977**
- FLYERS VS. HC PARDUBICE: **DECEMBER 26, 1977**
- BRUCE SPRINGSTEEN PLAYS EIGHT SOLD-OUT SHOWS: **1981**
- 1981 NCAA FINAL FOUR: INDIANA V. NORTH CAROLINA, **MARCH 30, 1981**
- BOBBY CLARKE NIGHT: **NOVEMBER 15, 1984**
- FLYERS VS QUEBEC NORDIQUES: 1985 WALES CONFERENCE GAME FIVE: **MAY 16, 1985**
- PELLE LINDBERGH MEMORIAL CEREMONY (FLYERS VS. OILERS): **NOVEMBER 14, 1985**
- JULIUS ERVING NIGHT **APRIL 17, 1987**
- FLYERS V. EDMONTON OILERS 1987 STANLEY CUP FINALS GAME SIX: **MAY 28, 1987**
- FRANK SINATRA/LIZA MINELLI/SAMMY DAVIS JR CONCERT: **SEPTEMBER 27, 1988**
- PHILADELPHIA WINGS WIN FIRST NATIONAL LACROSSE LEAGUE CHAMPIONSHIP: **APRIL 7, 1989**
- BILLY JOEL SIX-NIGHT CONCERT SERIES: **JANUARY 1990**
- WILT CHAMBERLAIN NIGHT **MARCH 18, 1990**
- 43RD ANNUAL NHL ALL-STAR GAME: **JANUARY 18, 1992**
- 1992 NCAA EAST REGIONALS: (DUKE VS. KENTUCKY) **MARCH 28, 1992**
- GRATEFUL DEAD'S 50TH SPECTRUM CONCERT: **OCTOBER 7, 1992**
- BILLY JOEL'S SECOND SIX-NIGHT ENGAGEMENT: **SEPT.-OCT., 1993**
- PHILADELPHIA WINGS WIN FOURTH NLL CHAMPIONSHIP **APRIL 8, 1995**
- MIKE TYSON VS. BUSTER MATHIS JR **DECEMBER 16, 1995**
- FINAL FLYERS HOME GAME (REGULAR SEASON): **APRIL 11, 1996** (VS. MONTREAL)
- FINAL 76ERS HOME GAME: **APRIL 19, 1996**
- FINAL FLYERS HOME GAME (PLAYOFFS) **MAY 12, 1996** (VS. FLORIDA)
- PHANTOMS WIN FIRST CALDER CUP: **JUNE 10, 1998**
- FINAL NHL EXHIBITION GAME (FLYERS VS. CAROLINA): **SEPTEMBER 27, 2008**
- FINAL FLYERS EXHIBITION GAME (FLYERS VS. PHANTOMS): **OCTOBER 7, 2008**
- FINAL EVENT: PEARL JAM CONCERTS, **OCTOBER 28-29 AND 30-31, 2009**

## HOCKEY SEATING CAPACITY HISTORY:

1967-1968: 14,646 | 1968-1969: 14,558 | 1969-1970: 14,606 | 1970-1971: 14,620  
1971-1972: 14,626 | 1972-1973: 16,600 (third deck added) | 1973-1975: 17,007  
1975-1981: 17,077 | 1981-1983: 17,147 | 1983-1985: 17,191 | 1985-1986: 17,211  
1986-1987: 17,222 | 1987-1990: 17,423 | 1990-1991: 17,382 | 1991-2009: 17,380



# FLYERS RECORD BY GAME - BEST

| GAME | PTS | TIMES | RECORD  | LAST TIME | GAME | PTS | TIMES | RECORD   | LAST TIME |
|------|-----|-------|---------|-----------|------|-----|-------|----------|-----------|
| 1    | 2   | 21x   | 1-0-0   | 2011-12   | 43   | 69  |       | 29-3-11  | 1979-80   |
| 2    | 4   | 14x   | 2-0-0   | 2011-12   | 44   | 70  |       | 29-3-12  | 1979-80   |
| 3    | 6   | 11x   | 3-0-0   | 2011-12   | 45   | 72  |       | 30-3-12  | 1979-80   |
| 4    | 8   | 7x    | 4-0-0   | 1995-96   | 46   | 74  |       | 31-3-12  | 1979-80   |
| 5    | 10  | 2x    | 5-0-0   | 1986-87   | 47   | 76  |       | 32-3-12  | 1979-80   |
| 6    | 12  |       | 6-0-0   | 1986-87   | 48   | 78  |       | 33-3-12  | 1979-80   |
| 7    | 13  |       | 6-0-1   | 1981-82   | 49   | 80  |       | 34-3-12  | 1979-80   |
| 8    | 15  |       | 7-0-1   | 1981-82   | 50   | 82  |       | 35-3-12  | 1979-80   |
| 9    | 15  | 2x    | 7-1-1   | 1981-82   | 51   | 83  |       | 35-3-13  | 1979-80   |
| 10   | 17  | 2x    | 8-1-1   | 1981-82   | 52   | 83  |       | 35-4-13  | 1979-80   |
| 11   | 19  |       | 9-1-1   | 1979-80   | 53   | 85  |       | 36-4-13  | 1979-80   |
| 12   | 21  |       | 10-1-1  | 1979-80   | 54   | 87  |       | 37-4-13  | 1979-80   |
| 13   | 23  |       | 11-1-1  | 1979-80   | 55   | 89  |       | 38-4-13  | 1979-80   |
| 14   | 25  |       | 12-1-1  | 1979-80   | 56   | 91  |       | 39-4-13  | 1979-80   |
| 15   | 27  |       | 13-1-1  | 1979-80   | 57   | 91  |       | 39-5-13  | 1979-80   |
| 16   | 28  | 2x    | 14-2-0  | 1985-86   | 58   | 93  |       | 40-5-13  | 1979-80   |
|      |     |       | 13-1-2  | 1979-80   | 59   | 95  |       | 41-5-13  | 1979-80   |
| 17   | 30  | 2x    | 15-2-0  | 1985-86   | 60   | 96  |       | 41-5-14  | 1979-80   |
|      |     |       | 14-1-2  | 1979-80   | 61   | 97  |       | 41-5-15  | 1979-80   |
| 18   | 32  |       | 15-1-2  | 1979-80   | 62   | 97  |       | 41-6-15  | 1979-80   |
| 19   | 33  |       | 15-1-3  | 1979-80   | 63   | 99  |       | 42-6-15  | 1979-80   |
| 20   | 35  |       | 16-1-3  | 1979-80   | 64   | 99  |       | 42-7-15  | 1979-80   |
| 21   | 37  |       | 17-1-3  | 1979-80   | 65   | 101 |       | 43-7-15  | 1979-80   |
| 22   | 38  |       | 17-1-4  | 1979-80   | 66   | 103 |       | 44-7-15  | 1979-80   |
| 23   | 39  |       | 17-1-5  | 1979-80   | 67   | 105 |       | 45-7-15  | 1979-80   |
| 24   | 40  |       | 17-1-6  | 1979-80   | 68   | 106 |       | 45-7-16  | 1979-80   |
| 25   | 42  |       | 18-1-6  | 1979-80   | 69   | 106 |       | 45-8-16  | 1979-80   |
| 26   | 43  |       | 18-1-7  | 1979-80   | 70   | 107 |       | 45-8-17  | 1979-80   |
| 27   | 45  |       | 19-1-7  | 1979-80   | 71   | 108 |       | 47-10-14 | 1975-76   |
| 28   | 47  |       | 20-1-7  | 1979-80   | 72   | 108 | 2x    | 45-9-18  | 1979-80   |
| 29   | 48  |       | 20-1-8  | 1979-80   |      |     |       | 47-11-14 | 1975-76   |
| 30   | 49  |       | 20-1-9  | 1979-80   | 73   | 110 |       | 48-11-14 | 1975-76   |
| 31   | 51  |       | 21-1-9  | 1979-80   | 74   | 111 |       | 48-11-15 | 1975-76   |
| 32   | 53  |       | 22-1-9  | 1979-80   | 75   | 113 |       | 49-11-15 | 1975-76   |
| 33   | 54  |       | 22-1-10 | 1979-80   | 76   | 114 |       | 49-11-16 | 1975-76   |
| 34   | 56  |       | 23-1-10 | 1979-80   | 77   | 114 |       | 49-12-16 | 1975-76   |
| 35   | 58  |       | 24-1-10 | 1979-80   | 78   | 116 |       | 50-12-16 | 1975-76   |
| 36   | 60  |       | 25-1-10 | 1979-80   | 79   | 118 |       | 51-12-16 | 1975-76   |
| 37   | 62  |       | 26-1-10 | 1979-80   | 80   | 118 |       | 51-13-16 | 1975-76   |
| 38   | 62  |       | 26-2-10 | 1979-80   | 81   | 104 |       | 46-23-12 | 2010-11   |
| 39   | 64  |       | 27-2-10 | 1979-80   | 82   | 106 |       | 47-23-12 | 2010-11   |
| 40   | 64  |       | 27-3-10 | 1979-80   | 83   | 81  |       | 35-37-11 | 1992-93   |
| 41   | 65  |       | 27-3-11 | 1979-80   | 84   | 83  |       | 36-37-11 | 1992-93   |
| 42   | 67  |       | 28-3-11 | 1979-80   |      |     |       |          |           |

+ Record includes three points awarded for three overtime losses.

Changes in the NHL season length since the Flyers inception are as follows:

- 1967-68 – 74 games
- 1968-70 – 76 games
- 1970-74 – 78 games
- 1974-92 – 80 games
- 1992-94 – 84 games
- 1994-2012 – 82 games
- 2012-13 – 48 games
- 2013-16 – 82 games



# FLYERS RECORD BY GAME - WORST

| GAME | PTS | TIMES | RECORD  | LAST TIME  | GAME | PTS | TIMES | RECORD   | LAST TIME |
|------|-----|-------|---------|------------|------|-----|-------|----------|-----------|
| 1    | 0   | 18x   | 0-1-0   | 2014-15    | 43   | 26  |       | 11-28-4  | 2006-07   |
| 2    | 0   | 11x   | 0-2-0   | 2014-15    | 44   | 26  |       | 11-29-4  | 2006-07   |
| 3    | 0   | 3x    | 0-3-0   | 2013-14    | 45   | 26  |       | 11-30-4  | 2006-07   |
| 4    | 1   | 3x    | 0-3-1   | 2008-09    | 46   | 26  |       | 11-31-4  | 2006-07   |
| 5    | 2   | 2x    | 0-4-1   | 1999-2000# | 47   | 27  |       | 11-31-5  | 2006-07   |
|      |     |       | 0-3-2   | 2008-09    | 48   | 27  |       | 11-32-5  | 2006-07   |
| 6    | 2   |       | 0-5-1   | 1999-2000# | 49   | 29  |       | 12-32-5  | 2006-07   |
| 7    | 2   |       | 1-6-0   | 2013-14    | 50   | 30  |       | 12-32-6  | 2006-07   |
| 8    | 2   |       | 1-7-0   | 2013-14    | 51   | 31  |       | 12-32-7  | 2006-07   |
| 9    | 4   |       | 2-7-0   | 2013-14    | 52   | 33  |       | 13-32-7  | 2006-07   |
| 10   | 5   | 2x    | 2-7-1   | 2006-07    | 53   | 33  |       | 13-33-7  | 2006-07   |
|      |     |       | 2-7-1   | 1989-90    | 54   | 34  |       | 13-33-8  | 2006-07   |
| 11   | 6   |       | 3-8-0   | 2013-14    | 55   | 36  |       | 14-33-8  | 2006-07   |
| 12   | 6   |       | 3-9-0   | 2013-14    | 56   | 38  |       | 15-33-8  | 2006-07   |
| 13   | 7   |       | 3-9-1   | 2006-07    | 57   | 38  |       | 15-34-8  | 2006-07   |
| 14   | 7   |       | 3-10-1  | 2006-07    | 58   | 40  |       | 16-34-8  | 2006-07   |
| 15   | 7   |       | 3-11-1  | 2006-07    | 59   | 40  |       | 16-35-8  | 2006-07   |
| 16   | 8   |       | 3-11-2  | 2006-07    | 60   | 40  |       | 16-36-8  | 2006-07   |
| 17   | 8   |       | 3-12-2  | 2006-07    | 61   | 41  | 2x    | 16-36-9  | 2006-07   |
| 18   | 10  |       | 4-12-2  | 2006-07    |      |     |       | 13-33-15 | 1968-69   |
| 19   | 12  |       | 5-12-2  | 2006-07    | 62   | 41  |       | 16-37-9  | 2006-07   |
| 20   | 12  |       | 5-13-2  | 2006-07    | 63   | 42  |       | 16-37-10 | 2006-07   |
| 21   | 12  |       | 5-14-2  | 2006-07    | 64   | 44  | 2x    | 17-37-10 | 2006-07   |
| 22   | 13  |       | 5-14-3  | 2006-07    |      |     |       | 13-33-18 | 1968-69   |
| 23   | 15  | 2x    | 6-14-3  | 2006-07    | 65   | 45  |       | 17-37-11 | 2006-07   |
|      |     |       | 6-14-3  | 1968-69    | 66   | 47  | 2x    | 18-37-11 | 2006-07   |
| 24   | 15  |       | 6-15-3  | 1968-69    |      |     |       | 14-33-19 | 1968-69   |
| 25   | 16  |       | 6-15-4  | 1968-69    | 67   | 47  |       | 18-38-11 | 2006-07   |
| 26   | 16  |       | 6-16-4  | 1968-69    | 68   | 49  |       | 19-38-11 | 2006-07   |
| 27   | 16  |       | 6-17-4  | 1968-69    | 69   | 49  |       | 19-39-11 | 2006-07   |
| 28   | 18  |       | 7-17-4  | 1968-69    | 70   | 49  |       | 19-40-11 | 2006-07   |
| 29   | 20  | 2x    | 8-17-4  | 2006-07    | 71   | 51  |       | 20-40-11 | 2006-07   |
|      |     |       | 8-17-4  | 1968-69    | 72   | 51  |       | 20-41-11 | 2006-07   |
| 30   | 20  |       | 8-18-4  | 2006-07    | 73   | 51  |       | 20-42-11 | 2006-07   |
| 31   | 20  |       | 8-19-4  | 2006-07    | 74   | 51  |       | 20-43-11 | 2006-07   |
| 32   | 20  |       | 8-20-4  | 2006-07    | 75   | 51  |       | 20-44-11 | 2006-07   |
| 33   | 20  |       | 8-21-4  | 2006-07    | 76   | 53  |       | 21-44-11 | 2006-07   |
| 34   | 20  |       | 8-22-4  | 2006-07    | 77   | 53  |       | 21-45-11 | 2006-07   |
| 35   | 20  |       | 8-23-4  | 2006-07    | 78   | 53  |       | 21-46-11 | 2006-07   |
| 36   | 20  |       | 8-24-4  | 2006-07    | 79   | 54  |       | 21-46-12 | 2006-07   |
| 37   | 22  |       | 9-24-4  | 2006-07    | 80   | 54  |       | 21-47-12 | 2006-07   |
| 38   | 24  |       | 10-24-4 | 2006-07    | 81   | 54  |       | 21-48-12 | 2006-07   |
| 39   | 26  |       | 11-24-4 | 2006-07    | 82   | 56  |       | 22-48-12 | 2006-07   |
| 40   | 26  |       | 11-25-4 | 2006-07    | 83   | 79  |       | 35-39-9  | 1993-94   |
| 41   | 26  |       | 11-26-4 | 2006-07    | 84   | 80  |       | 35-39-10 | 1993-94   |
| 42   | 26  |       | 11-27-4 | 2006-07    |      |     |       |          |           |

#Record includes one point awarded for an overtime loss.



# FLYERS ALL-TIME RECORDS VS. NHL TEAMS (OVERALL)

| TEAM      | SITE          | GP         | W         | L         | T         | OTL       | PTS        | PCT.         | GF         | GA         | SOV       | SOA       |
|-----------|---------------|------------|-----------|-----------|-----------|-----------|------------|--------------|------------|------------|-----------|-----------|
| Anaheim   | Home          | 14         | 4         | 5         | 3         | 3         | 14         | 0.500        | 35         | 34         | 2         | 0         |
|           | Road          | 16         | 6         | 6         | 2         | 1         | 15         | 0.469        | 55         | 60         | 1         | 0         |
|           | <b>Totals</b> | <b>30</b>  | <b>10</b> | <b>11</b> | <b>5</b>  | <b>4</b>  | <b>29</b>  | <b>0.483</b> | <b>90</b>  | <b>94</b>  | <b>3</b>  | <b>0</b>  |
| Arizona   | Home          | 38         | 27        | 10        | 0         | 1         | 55         | 0.724        | 153        | 100        | 2         | 2         |
|           | Road          | 37         | 18        | 17        | 2         | 0         | 38         | 0.514        | 119        | 117        | 0         | 3         |
|           | <b>Totals</b> | <b>75</b>  | <b>45</b> | <b>27</b> | <b>2</b>  | <b>1</b>  | <b>93</b>  | <b>0.620</b> | <b>272</b> | <b>217</b> | <b>2</b>  | <b>5</b>  |
| Boston    | Home          | 93         | 38        | 41        | 10        | 4         | 90         | 0.484        | 291        | 286        | 2         | 6         |
|           | Road          | 96         | 29        | 50        | 11        | 6         | 75         | 0.391        | 263        | 337        | 2         | 7         |
|           | <b>Totals</b> | <b>189</b> | <b>67</b> | <b>91</b> | <b>21</b> | <b>10</b> | <b>165</b> | <b>0.437</b> | <b>554</b> | <b>623</b> | <b>4</b>  | <b>13</b> |
| Buffalo   | Home          | 87         | 50        | 20        | 12        | 5         | 117        | 0.672        | 303        | 227        | 7         | 2         |
|           | Road          | 83         | 34        | 39        | 8         | 2         | 78         | 0.470        | 238        | 271        | 3         | 5         |
|           | <b>Totals</b> | <b>170</b> | <b>84</b> | <b>59</b> | <b>20</b> | <b>7</b>  | <b>195</b> | <b>0.574</b> | <b>541</b> | <b>498</b> | <b>10</b> | <b>7</b>  |
| Calgary   | Home          | 57         | 36        | 15        | 3         | 3         | 78         | 0.684        | 212        | 152        | 5         | 2         |
|           | Road          | 58         | 22        | 26        | 9         | 1         | 54         | 0.466        | 189        | 221        | 1         | 3         |
|           | <b>Totals</b> | <b>115</b> | <b>58</b> | <b>41</b> | <b>12</b> | <b>4</b>  | <b>132</b> | <b>0.574</b> | <b>401</b> | <b>373</b> | <b>6</b>  | <b>5</b>  |
| Carolina  | Home          | 65         | 43        | 13        | 5         | 4         | 95         | 0.731        | 241        | 167        | 5         | 2         |
|           | Road          | 66         | 35        | 19        | 9         | 3         | 82         | 0.621        | 227        | 194        | 1         | 3         |
|           | <b>Totals</b> | <b>131</b> | <b>78</b> | <b>32</b> | <b>14</b> | <b>7</b>  | <b>177</b> | <b>0.676</b> | <b>468</b> | <b>361</b> | <b>6</b>  | <b>5</b>  |
| Chicago   | Home          | 68         | 42        | 16        | 11        | 0         | 95         | 0.699        | 225        | 171        | 3         | 4         |
|           | Road          | 66         | 17        | 29        | 19        | 0         | 53         | 0.402        | 185        | 226        | 2         | 3         |
|           | <b>Totals</b> | <b>134</b> | <b>59</b> | <b>45</b> | <b>30</b> | <b>0</b>  | <b>148</b> | <b>0.552</b> | <b>410</b> | <b>397</b> | <b>5</b>  | <b>7</b>  |
| Colorado  | Home          | 40         | 26        | 10        | 2         | 2         | 56         | 0.700        | 141        | 107        | 1         | 0         |
|           | Road          | 42         | 12        | 15        | 12        | 3         | 39         | 0.464        | 139        | 147        | 1         | 0         |
|           | <b>Totals</b> | <b>82</b>  | <b>38</b> | <b>25</b> | <b>14</b> | <b>5</b>  | <b>95</b>  | <b>0.579</b> | <b>280</b> | <b>254</b> | <b>2</b>  | <b>0</b>  |
| Columbus  | Home          | 12         | 7         | 4         | 1         | 0         | 15         | 0.625        | 45         | 31         | 1         | 1         |
|           | Road          | 12         | 2         | 4         | 2         | 4         | 10         | 0.417        | 25         | 36         | 0         | 3         |
|           | <b>Totals</b> | <b>24</b>  | <b>9</b>  | <b>8</b>  | <b>3</b>  | <b>4</b>  | <b>25</b>  | <b>0.521</b> | <b>70</b>  | <b>67</b>  | <b>1</b>  | <b>4</b>  |
| Dallas    | Home          | 74         | 46        | 11        | 16        | 0         | 108        | 0.730        | 275        | 167        | 6         | 3         |
|           | Road          | 73         | 27        | 31        | 16        | 0         | 70         | 0.479        | 232        | 237        | 2         | 6         |
|           | <b>Totals</b> | <b>147</b> | <b>73</b> | <b>42</b> | <b>32</b> | <b>0</b>  | <b>178</b> | <b>0.605</b> | <b>507</b> | <b>404</b> | <b>8</b>  | <b>9</b>  |
| Detroit   | Home          | 65         | 41        | 13        | 11        | 0         | 93         | 0.715        | 263        | 181        | 4         | 1         |
|           | Road          | 68         | 21        | 37        | 10        | 0         | 52         | 0.382        | 205        | 242        | 1         | 3         |
|           | <b>Totals</b> | <b>133</b> | <b>62</b> | <b>50</b> | <b>21</b> | <b>0</b>  | <b>145</b> | <b>0.545</b> | <b>468</b> | <b>423</b> | <b>5</b>  | <b>4</b>  |
| Edmonton  | Home          | 37         | 23        | 12        | 2         | 0         | 48         | 0.649        | 146        | 101        | 2         | 1         |
|           | Road          | 34         | 9         | 18        | 6         | 1         | 25         | 0.368        | 96         | 118        | 0         | 2         |
|           | <b>Totals</b> | <b>71</b>  | <b>32</b> | <b>30</b> | <b>8</b>  | <b>1</b>  | <b>73</b>  | <b>0.514</b> | <b>242</b> | <b>219</b> | <b>2</b>  | <b>3</b>  |
| Florida   | Home          | 45         | 20        | 15        | 6         | 4         | 50         | 0.556        | 116        | 110        | 3         | 3         |
|           | Road          | 44         | 28        | 14        | 1         | 1         | 58         | 0.659        | 145        | 113        | 2         | 1         |
|           | <b>Totals</b> | <b>89</b>  | <b>48</b> | <b>29</b> | <b>7</b>  | <b>5</b>  | <b>108</b> | <b>0.607</b> | <b>261</b> | <b>223</b> | <b>5</b>  | <b>4</b>  |
| L.A.      | Home          | 70         | 43        | 17        | 7         | 3         | 96         | 0.686        | 258        | 170        | 11        | 6         |
|           | Road          | 73         | 42        | 22        | 8         | 1         | 93         | 0.637        | 243        | 207        | 8         | 4         |
|           | <b>Totals</b> | <b>143</b> | <b>85</b> | <b>39</b> | <b>15</b> | <b>4</b>  | <b>189</b> | <b>0.661</b> | <b>501</b> | <b>377</b> | <b>19</b> | <b>10</b> |
| Minnesota | Home          | 11         | 8         | 2         | 0         | 1         | 17         | 0.773        | 34         | 17         | 1         | 1         |
|           | Road          | 8          | 4         | 3         | 1         | 0         | 9          | 0.563        | 22         | 16         | 0         | 2         |
|           | <b>Totals</b> | <b>19</b>  | <b>12</b> | <b>5</b>  | <b>1</b>  | <b>1</b>  | <b>26</b>  | <b>0.684</b> | <b>56</b>  | <b>33</b>  | <b>1</b>  | <b>3</b>  |



# FLYERS ALL-TIME RECORDS VS. NHL TEAMS (OVERALL)

| TEAM         | SITE          | GP         | W          | L          | T         | OTL       | PTS        | PCT.         | GF         | GA         | SOV       | SOA       |
|--------------|---------------|------------|------------|------------|-----------|-----------|------------|--------------|------------|------------|-----------|-----------|
| Montreal     | Home          | 93         | 40         | 34         | 16        | 3         | 99         | 0.532        | 283        | 272        | 3         | 8         |
|              | Road          | 94         | 32         | 44         | 14        | 4         | 82         | 0.436        | 275        | 321        | 3         | 7         |
|              | <b>Totals</b> | <b>187</b> | <b>72</b>  | <b>78</b>  | <b>30</b> | <b>7</b>  | <b>181</b> | <b>0.484</b> | <b>558</b> | <b>593</b> | <b>6</b>  | <b>15</b> |
| Nashville    | Home          | 12         | 7          | 2          | 1         | 2         | 17         | 0.708        | 39         | 24         | 1         | 0         |
|              | Road          | 10         | 4          | 2          | 2         | 2         | 12         | 0.600        | 25         | 25         | 1         | 0         |
|              | <b>Totals</b> | <b>22</b>  | <b>11</b>  | <b>4</b>   | <b>3</b>  | <b>4</b>  | <b>29</b>  | <b>0.659</b> | <b>64</b>  | <b>49</b>  | <b>2</b>  | <b>0</b>  |
| New Jersey   | Home          | 117        | 67         | 34         | 10        | 6         | 150        | 0.641        | 410        | 303        | 13        | 6         |
|              | Road          | 116        | 43         | 60         | 8         | 5         | 99         | 0.427        | 356        | 386        | 3         | 9         |
|              | <b>Totals</b> | <b>233</b> | <b>110</b> | <b>94</b>  | <b>18</b> | <b>11</b> | <b>249</b> | <b>0.534</b> | <b>766</b> | <b>689</b> | <b>16</b> | <b>15</b> |
| NY Islanders | Home          | 127        | 77         | 33         | 11        | 6         | 171        | 0.673        | 454        | 346        | 7         | 6         |
|              | Road          | 131        | 56         | 56         | 15        | 4         | 131        | 0.500        | 397        | 437        | 6         | 4         |
|              | <b>Totals</b> | <b>258</b> | <b>133</b> | <b>89</b>  | <b>26</b> | <b>10</b> | <b>302</b> | <b>0.585</b> | <b>851</b> | <b>783</b> | <b>13</b> | <b>10</b> |
| NY Rangers   | Home          | 143        | 69         | 54         | 14        | 6         | 158        | 0.552        | 440        | 397        | 8         | 9         |
|              | Road          | 142        | 52         | 64         | 23        | 3         | 130        | 0.458        | 398        | 447        | 5         | 8         |
|              | <b>Totals</b> | <b>285</b> | <b>121</b> | <b>118</b> | <b>37</b> | <b>9</b>  | <b>288</b> | <b>0.505</b> | <b>838</b> | <b>844</b> | <b>13</b> | <b>17</b> |
| Ottawa       | Home          | 43         | 26         | 13         | 2         | 2         | 56         | 0.651        | 141        | 113        | 1         | 2         |
|              | Road          | 44         | 16         | 18         | 6         | 4         | 42         | 0.477        | 126        | 134        | 2         | 1         |
|              | <b>Totals</b> | <b>87</b>  | <b>42</b>  | <b>31</b>  | <b>8</b>  | <b>6</b>  | <b>98</b>  | <b>0.563</b> | <b>267</b> | <b>247</b> | <b>3</b>  | <b>3</b>  |
| Pittsburgh   | Home          | 138        | 96         | 30         | 8         | 4         | 204        | 0.739        | 548        | 361        | 14        | 5         |
|              | Road          | 139        | 55         | 58         | 22        | 4         | 136        | 0.489        | 449        | 485        | 6         | 8         |
|              | <b>Totals</b> | <b>277</b> | <b>151</b> | <b>88</b>  | <b>30</b> | <b>8</b>  | <b>340</b> | <b>0.614</b> | <b>997</b> | <b>846</b> | <b>20</b> | <b>13</b> |
| St. Louis    | Home          | 73         | 50         | 13         | 10        | 0         | 110        | 0.753        | 283        | 166        | 8         | 3         |
|              | Road          | 74         | 37         | 27         | 7         | 3         | 84         | 0.568        | 229        | 206        | 6         | 7         |
|              | <b>Totals</b> | <b>147</b> | <b>87</b>  | <b>40</b>  | <b>17</b> | <b>3</b>  | <b>194</b> | <b>0.660</b> | <b>512</b> | <b>372</b> | <b>14</b> | <b>10</b> |
| San Jose     | Home          | 18         | 6          | 6          | 2         | 4         | 18         | 0.500        | 53         | 57         | 0         | 1         |
|              | Road          | 19         | 8          | 8          | 2         | 1         | 19         | 0.500        | 47         | 48         | 2         | 2         |
|              | <b>Totals</b> | <b>37</b>  | <b>14</b>  | <b>14</b>  | <b>4</b>  | <b>5</b>  | <b>37</b>  | <b>0.500</b> | <b>100</b> | <b>105</b> | <b>2</b>  | <b>3</b>  |
| Tampa Bay    | Home          | 44         | 22         | 13         | 7         | 2         | 53         | 0.602        | 141        | 113        | 6         | 3         |
|              | Road          | 47         | 23         | 21         | 1         | 2         | 49         | 0.521        | 134        | 144        | 1         | 1         |
|              | <b>Totals</b> | <b>91</b>  | <b>45</b>  | <b>34</b>  | <b>8</b>  | <b>4</b>  | <b>102</b> | <b>0.560</b> | <b>275</b> | <b>257</b> | <b>7</b>  | <b>4</b>  |
| Toronto      | Home          | 87         | 53         | 25         | 8         | 1         | 115        | 0.661        | 317        | 210        | 8         | 5         |
|              | Road          | 87         | 40         | 30         | 14        | 3         | 97         | 0.557        | 286        | 267        | 6         | 3         |
|              | <b>Totals</b> | <b>174</b> | <b>93</b>  | <b>55</b>  | <b>22</b> | <b>4</b>  | <b>212</b> | <b>0.609</b> | <b>603</b> | <b>477</b> | <b>14</b> | <b>8</b>  |
| Vancouver    | Home          | 60         | 39         | 20         | 1         | 0         | 79         | 0.658        | 247        | 178        | 4         | 1         |
|              | Road          | 57         | 32         | 13         | 12        | 0         | 76         | 0.667        | 222        | 165        | 4         | 1         |
|              | <b>Totals</b> | <b>117</b> | <b>71</b>  | <b>33</b>  | <b>13</b> | <b>0</b>  | <b>155</b> | <b>0.662</b> | <b>469</b> | <b>343</b> | <b>8</b>  | <b>2</b>  |
| Washington   | Home          | 106        | 66         | 32         | 6         | 2         | 140        | 0.660        | 394        | 299        | 6         | 5         |
|              | Road          | 101        | 44         | 39         | 13        | 5         | 106        | 0.525        | 320        | 323        | 5         | 7         |
|              | <b>Totals</b> | <b>207</b> | <b>110</b> | <b>71</b>  | <b>19</b> | <b>7</b>  | <b>246</b> | <b>0.594</b> | <b>714</b> | <b>622</b> | <b>11</b> | <b>12</b> |
| Winnipeg     | Home          | 28         | 18         | 5          | 2         | 3         | 41         | 0.732        | 109        | 81         | 2         | 2         |
|              | Road          | 29         | 20         | 6          | 1         | 2         | 43         | 0.741        | 98         | 71         | 1         | 2         |
|              | <b>Totals</b> | <b>57</b>  | <b>38</b>  | <b>11</b>  | <b>3</b>  | <b>5</b>  | <b>84</b>  | <b>0.737</b> | <b>207</b> | <b>152</b> | <b>3</b>  | <b>4</b>  |



# FLYERS REGULAR SEASON RECORD VS. NHL TEAMS 1967-2016

## ANAHEIM

| YEAR          | OVERALL      |           |           |          |          | HOME      |              |          |          |          | ROAD     |           |              |          |          |          |          |           |
|---------------|--------------|-----------|-----------|----------|----------|-----------|--------------|----------|----------|----------|----------|-----------|--------------|----------|----------|----------|----------|-----------|
|               | GP           | W         | L         | T        | OTL      | PTS       | GP           | W        | L        | T        | OTL      | PTS       | GP           | W        | L        | T        | OTL      | PTS       |
| 1993-94       | 2            | 0         | 2         | 0        | --       | 0         | 1            | 0        | 1        | 0        | --       | 0         | 1            | 0        | 1        | 0        | --       | 0         |
| 1994-95       | Did Not Play |           |           |          |          |           | Did Not Play |          |          |          |          |           | Did Not Play |          |          |          |          |           |
| 1995-96       | 2            | 1         | 0         | 1        | --       | 3         | 1            | 0        | 0        | 1        | --       | 1         | 1            | 1        | 0        | 0        | --       | 2         |
| 1996-97       | 2            | 2         | 0         | 0        | --       | 4         | 1            | 1        | 0        | 0        | --       | 2         | 1            | 1        | 0        | 0        | --       | 2         |
| 1997-98       | 2            | 0         | 0         | 2        | --       | 2         | 1            | 0        | 0        | 1        | --       | 1         | 1            | 0        | 0        | 1        | --       | 1         |
| 1998-99       | 2            | 1         | 1         | 0        | --       | 2         | 1            | 1        | 0        | 0        | --       | 2         | 1            | 0        | 1        | 0        | --       | 0         |
| 1999-00       | 2            | 0         | 0         | 2        | 0        | 2         | 1            | 0        | 0        | 1        | 0        | 1         | 1            | 0        | 0        | 1        | 0        | 1         |
| 2000-01       | 1            | 0         | 1         | 0        | 0        | 0         | 1            | 0        | 1        | 0        | 0        | 0         | Did Not Play |          |          |          |          |           |
| 2001-02       | 2            | 1         | 1         | 0        | 0        | 2         | 1            | 1        | 0        | 0        | 0        | 2         | 1            | 0        | 1        | 0        | 0        | 0         |
| 2002-03       | 1            | 1         | 0         | 0        | 0        | 2         | Did Not Play |          |          |          |          | 1         | 1            | 0        | 0        | 0        | 2        |           |
| 2003-04       | 1            | 0         | 0         | 0        | 1        | 1         | Did Not Play |          |          |          |          | 1         | 0            | 0        | 0        | 1        | 1        |           |
| 2005-06       | Did Not Play |           |           |          |          |           | Did Not Play |          |          |          |          |           | Did Not Play |          |          |          |          |           |
| 2006-07       | 1            | 1         | 0         | --       | 0        | 2         | Did Not Play |          |          |          |          | 1         | 1            | 0        | --       | 0        | 2        |           |
| 2007-08       | 1            | 1         | 0         | --       | 0        | 2         | 1            | 1        | 0        | --       | 0        | 2         | Did Not Play |          |          |          |          |           |
| 2008-09       | 1            | 1         | 0         | --       | 0        | 2         | Did Not Play |          |          |          |          | 1         | 1            | 0        | --       | 0        | 2        |           |
| 2009-10       | 1            | 0         | 0         | --       | 1        | 1         | 1            | 0        | 0        | 0        | 1        | 1         | Did Not Play |          |          |          |          |           |
| 2010-11       | 2            | 0         | 2         | --       | 0        | 0         | 1            | 0        | 1        | --       | 0        | 0         | 1            | 0        | 1        | --       | --       | 0         |
| 2011-12       | 1            | 1         | 0         | --       | 0        | 2         | Did Not Play |          |          |          |          | 1         | 1            | 0        | --       | 0        | 2        |           |
| 2012-13       | Did Not Play |           |           |          |          |           | Did Not Play |          |          |          |          |           | Did Not Play |          |          |          |          |           |
| 2013-14       | 2            | 0         | 2         | --       | 0        | 0         | 1            | 0        | 1        | --       | 0        | 0         | 1            | 0        | 1        | --       | 0        | 0         |
| 2014-15       | 2            | 0         | 0         | --       | 2        | 2         | 1            | 0        | 0        | --       | 1        | 1         | 1            | 0        | 0        | --       | 1        | 1         |
| 2015-16       | 2            | 0         | 2         | --       | 0        | 0         | 1            | 0        | 1        | 0        | 0        | 0         | 1            | 0        | 1        | 0        | 0        | 0         |
| <b>TOTALS</b> | <b>30</b>    | <b>10</b> | <b>11</b> | <b>5</b> | <b>4</b> | <b>29</b> | <b>14</b>    | <b>4</b> | <b>5</b> | <b>3</b> | <b>2</b> | <b>13</b> | <b>16</b>    | <b>6</b> | <b>6</b> | <b>2</b> | <b>0</b> | <b>16</b> |

## ARIZONA

| YEAR          | OVERALL      |           |           |          |          | HOME      |              |           |           |          | ROAD     |           |              |           |           |          |          |           |
|---------------|--------------|-----------|-----------|----------|----------|-----------|--------------|-----------|-----------|----------|----------|-----------|--------------|-----------|-----------|----------|----------|-----------|
|               | GP           | W         | L         | T        | OTL      | PTS       | GP           | W         | L         | T        | OTL      | PTS       | GP           | W         | L         | T        | OTL      | PTS       |
| 1979-80       | 4            | 4         | 0         | 0        | --       | 8         | 2            | 2         | 0         | 0        | --       | 4         | 2            | 2         | 0         | 0        | --       | 4         |
| 1980-81       | 4            | 3         | 1         | 0        | --       | 6         | 2            | 2         | 0         | 0        | --       | 4         | 2            | 1         | 1         | 0        | --       | 2         |
| 1981-82       | 3            | 1         | 2         | 0        | --       | 2         | 2            | 1         | 1         | 0        | --       | 2         | 1            | 0         | 1         | 0        | --       | 0         |
| 1982-83       | 3            | 3         | 0         | 0        | --       | 6         | 1            | 1         | 0         | 0        | --       | 2         | 2            | 2         | 0         | 0        | --       | 4         |
| 1983-84       | 3            | 2         | 1         | 0        | --       | 4         | 2            | 2         | 0         | 0        | --       | 4         | 1            | 0         | 1         | 0        | --       | 0         |
| 1984-85       | 3            | 0         | 3         | 0        | --       | 0         | 1            | 0         | 1         | 0        | --       | 0         | 2            | 0         | 2         | 0        | --       | 0         |
| 1985-86       | 3            | 2         | 1         | 0        | --       | 4         | 2            | 2         | 0         | 0        | --       | 4         | 1            | 0         | 1         | 0        | --       | 0         |
| 1986-87       | 3            | 2         | 1         | 0        | --       | 4         | 1            | 1         | 0         | 0        | --       | 2         | 2            | 1         | 1         | 0        | --       | 2         |
| 1987-88       | 3            | 3         | 0         | 0        | --       | 6         | 2            | 2         | 0         | 0        | --       | 4         | 1            | 1         | 0         | 0        | --       | 2         |
| 1988-89       | 3            | 2         | 0         | 1        | --       | 5         | 1            | 1         | 0         | 0        | --       | 2         | 2            | 1         | 0         | 1        | --       | 3         |
| 1989-90       | 3            | 1         | 2         | 0        | --       | 2         | 2            | 1         | 1         | 0        | --       | 2         | 1            | 0         | 1         | 0        | --       | 0         |
| 1990-91       | 3            | 3         | 0         | 0        | --       | 6         | 1            | 1         | 0         | 0        | --       | 2         | 2            | 2         | 0         | 0        | --       | 4         |
| 1991-92       | 3            | 0         | 3         | 0        | --       | 0         | 2            | 0         | 2         | 0        | --       | 0         | 1            | 0         | 1         | 0        | --       | 0         |
| 1992-93       | 2            | 2         | 0         | 0        | --       | 4         | 1            | 1         | 0         | 0        | --       | 2         | 1            | 1         | 0         | 0        | --       | 2         |
| 1993-94       | 2            | 0         | 1         | 1        | --       | 1         | 1            | 0         | 1         | 0        | --       | 0         | 1            | 0         | 0         | 1        | --       | 1         |
| 1994-95       | Did Not Play |           |           |          |          |           | Did Not Play |           |           |          |          |           | Did Not Play |           |           |          |          |           |
| 1995-96       | 2            | 1         | 1         | 0        | --       | 2         | 1            | 1         | 0         | 0        | --       | 2         | 1            | 0         | 1         | 0        | --       | 0         |
| 1996-97       | 2            | 2         | 0         | 0        | --       | 4         | 1            | 1         | 0         | 0        | --       | 2         | 1            | 1         | 0         | 0        | --       | 2         |
| 1997-98       | 2            | 1         | 1         | 0        | --       | 2         | 1            | 0         | 1         | 0        | --       | 0         | 1            | 1         | 0         | 0        | --       | 2         |
| 1998-99       | 2            | 2         | 0         | 0        | --       | 4         | 1            | 1         | 0         | 0        | --       | 2         | 1            | 1         | 0         | 0        | --       | 2         |
| 1999-00       | 2            | 2         | 0         | 0        | 0        | 4         | 1            | 1         | 0         | 0        | 0        | 2         | 1            | 1         | 0         | 0        | 0        | 2         |
| 2000-01       | 2            | 0         | 2         | 0        | 0        | 0         | 1            | 0         | 1         | 0        | 0        | 0         | 1            | 0         | 1         | 0        | 0        | 0         |
| 2001-02       | 1            | 0         | 1         | 0        | 0        | 0         | Did Not Play |           |           |          |          | 1         | 0            | 1         | 0         | 0        | 0        |           |
| 2002-03       | 2            | 1         | 1         | 0        | 0        | 2         | 1            | 1         | 0         | 0        | 0        | 2         | 1            | 0         | 1         | 0        | 0        | 0         |
| 2003-04       | 2            | 2         | 0         | 0        | 0        | 4         | 1            | 1         | 0         | 0        | 0        | 2         | 1            | 1         | 0         | 0        | 0        | 2         |
| 2005-06       | Did Not Play |           |           |          |          |           | Did Not Play |           |           |          |          |           | Did Not Play |           |           |          |          |           |
| 2006-07       | 1            | 0         | 1         | --       | 0        | 0         | Did Not Play |           |           |          |          | 1         | 0            | 1         | --        | 0        | 0        |           |
| 2007-08       | 1            | 0         | 1         | --       | 0        | 0         | 1            | 0         | 1         | --       | 0        | 0         | Did Not Play |           |           |          |          |           |
| 2008-09       | 1            | 1         | 0         | --       | 0        | 2         | 1            | 1         | 0         | --       | 0        | 2         | Did Not Play |           |           |          |          |           |
| 2009-10       | 1            | 0         | 1         | --       | 0        | 0         | Did Not Play |           |           |          |          | 1         | 0            | 1         | --        | 0        | 0        |           |
| 2010-11       | 1            | 0         | 0         | --       | 1        | 1         | 1            | 0         | 0         | --       | 1        | 1         | Did Not Play |           |           |          |          |           |
| 2011-12       | 2            | 2         | 0         | --       | 0        | 4         | 1            | 0         | 0         | --       | 0        | 2         | 1            | 1         | 0         | --       | 0        | 2         |
| 2012-13       | Did Not Play |           |           |          |          |           | Did Not Play |           |           |          |          |           | Did Not Play |           |           |          |          |           |
| 2013-14       | 2            | 1         | 1         | --       | 0        | 2         | 1            | 0         | 1         | --       | 0        | 0         | 1            | 1         | 0         | --       | 0        | 2         |
| 2014-15       | 2            | 1         | 1         | --       | 0        | 2         | 1            | 1         | 0         | --       | 0        | 2         | 1            | 0         | 1         | --       | 0        | 0         |
| 2015-16       | 2            | 1         | 1         | --       | 0        | 2         | 1            | 1         | 0         | --       | 0        | 2         | 1            | 0         | 1         | --       | 0        | 0         |
| <b>TOTALS</b> | <b>75</b>    | <b>45</b> | <b>27</b> | <b>2</b> | <b>1</b> | <b>93</b> | <b>38</b>    | <b>27</b> | <b>10</b> | <b>0</b> | <b>1</b> | <b>55</b> | <b>37</b>    | <b>18</b> | <b>17</b> | <b>2</b> | <b>0</b> | <b>38</b> |

\*Record includes game played at neutral site.





# FLYERS REGULAR SEASON RECORD VS. NHL TEAMS 1967-2016

## BOSTON

| YEAR          | OVERALL    |           |           |           |           | HOME       |           |           |           |           | ROAD     |           |           |           |           |           |          |           |   |
|---------------|------------|-----------|-----------|-----------|-----------|------------|-----------|-----------|-----------|-----------|----------|-----------|-----------|-----------|-----------|-----------|----------|-----------|---|
|               | GP         | W         | L         | T         | OTL       | PTS        | GP        | W         | L         | T         | OTL      | PTS       | GP        | W         | L         | T         | OTL      | PTS       |   |
| 1967-68       | 4          | 1         | 3         | 0         | --        | 2          | 2*        | 0         | 2         | 0         | --       | 0         | 2         | 1         | 1         | 0         | --       | 2         |   |
| 1968-69       | 6          | 2         | 4         | 0         | --        | 4          | 3         | 2         | 1         | 0         | --       | 4         | 3         | 0         | 3         | 0         | --       | 0         |   |
| 1969-70       | 6          | 0         | 4         | 2         | --        | 2          | 3         | 0         | 2         | 1         | --       | 1         | 3         | 0         | 2         | 1         | --       | 1         |   |
| 1970-71       | 6          | 0         | 6         | 0         | --        | 0          | 3         | 0         | 3         | 0         | --       | 0         | 3         | 0         | 3         | 0         | --       | 0         |   |
| 1971-72       | 6          | 0         | 6         | 0         | --        | 0          | 3         | 0         | 3         | 0         | --       | 0         | 3         | 0         | 3         | 0         | --       | 0         |   |
| 1972-73       | 5          | 0         | 4         | 1         | --        | 1          | 3         | 0         | 3         | 0         | --       | 0         | 2         | 0         | 1         | 1         | --       | 1         |   |
| 1973-74       | 5          | 1         | 3         | 1         | --        | 3          | 2         | 1         | 0         | 1         | --       | 3         | 3         | 0         | 3         | 0         | --       | 0         |   |
| 1974-75       | 4          | 1         | 2         | 1         | --        | 3          | 2         | 1         | 1         | 0         | --       | 2         | 2         | 0         | 1         | 1         | --       | 1         |   |
| 1975-76       | 4          | 1         | 2         | 1         | --        | 3          | 2         | 1         | 1         | 0         | --       | 2         | 2         | 0         | 1         | 1         | --       | 1         |   |
| 1976-77       | 4          | 3         | 1         | 0         | --        | 6          | 2         | 1         | 1         | 0         | --       | 2         | 2         | 2         | 0         | 0         | --       | 4         |   |
| 1977-78       | 4          | 2         | 1         | 1         | --        | 5          | 2         | 2         | 0         | 0         | --       | 4         | 2         | 0         | 1         | 1         | --       | 1         |   |
| 1978-79       | 5          | 3         | 1         | 1         | --        | 7          | 2         | 2         | 0         | 0         | --       | 4         | 3         | 1         | 1         | 1         | --       | 3         |   |
| 1979-80       | 4          | 1         | 1         | 2         | --        | 4          | 2         | 0         | 0         | 2         | --       | 2         | 2         | 1         | 1         | 0         | --       | 2         |   |
| 1980-81       | 4          | 2         | 2         | 0         | --        | 4          | 2         | 2         | 0         | 0         | --       | 4         | 2         | 0         | 2         | 0         | --       | 0         |   |
| 1981-82       | 3          | 2         | 1         | 0         | --        | 4          | 2         | 1         | 1         | 0         | --       | 2         | 1         | 1         | 0         | 0         | --       | 2         |   |
| 1982-83       | 3          | 0         | 2         | 1         | --        | 1          | 1         | 0         | 0         | 1         | --       | 1         | 2         | 0         | 2         | 0         | --       | 0         |   |
| 1983-84       | 3          | 1         | 1         | 1         | --        | 3          | 2         | 1         | 0         | 1         | --       | 3         | 1         | 0         | 1         | 0         | --       | 0         |   |
| 1984-85       | 3          | 2         | 1         | 0         | --        | 4          | 1         | 1         | 0         | 0         | --       | 2         | 2         | 1         | 1         | 0         | --       | 2         |   |
| 1985-86       | 3          | 2         | 1         | 0         | --        | 4          | 2         | 2         | 0         | 0         | --       | 4         | 1         | 0         | 1         | 0         | --       | 0         |   |
| 1986-87       | 3          | 2         | 1         | 0         | --        | 4          | 1         | 1         | 0         | 0         | --       | 2         | 2         | 1         | 1         | 0         | --       | 2         |   |
| 1987-88       | 3          | 2         | 1         | 0         | --        | 4          | 2         | 1         | 1         | 0         | --       | 2         | 1         | 1         | 0         | 0         | --       | 2         |   |
| 1988-89       | 3          | 1         | 2         | 0         | --        | 2          | 1         | 1         | 0         | 0         | --       | 2         | 2         | 0         | 2         | 0         | --       | 0         |   |
| 1989-90       | 3          | 0         | 3         | 0         | --        | 0          | 2         | 0         | 2         | 0         | --       | 0         | 1         | 0         | 1         | 0         | --       | 0         |   |
| 1990-91       | 3          | 1         | 2         | 0         | --        | 2          | 1         | 0         | 1         | 0         | --       | 0         | 2         | 1         | 1         | 0         | --       | 2         |   |
| 1991-92       | 3          | 2         | 1         | 0         | --        | 4          | 1         | 1         | 0         | 0         | --       | 2         | 2         | 1         | 1         | 0         | --       | 2         |   |
| 1992-93       | 4          | 1         | 3         | 0         | --        | 2          | 2         | 0         | 2         | 0         | --       | 0         | 2         | 1         | 1         | 0         | --       | 2         |   |
| 1993-94       | 5          | 2         | 2         | 1         | --        | 5          | 2         | 1         | 1         | 0         | --       | 2         | 3*        | 1         | 1         | 1         | --       | 3         |   |
| 1994-95       | 4          | 2         | 2         | 0         | --        | 4          | 2         | 2         | 0         | 0         | --       | 4         | 2         | 0         | 2         | 0         | --       | 0         |   |
| 1995-96       | 4          | 2         | 2         | 0         | --        | 4          | 2         | 1         | 1         | 0         | --       | 2         | 2         | 1         | 1         | 0         | --       | 2         |   |
| 1996-97       | 4          | 2         | 1         | 1         | --        | 5          | 2         | 2         | 0         | 0         | --       | 4         | 2         | 0         | 1         | 1         | --       | 1         |   |
| 1997-98       | 4          | 0         | 3         | 1         | --        | 1          | 2         | 0         | 1         | 1         | --       | 1         | 2         | 0         | 2         | 0         | --       | 0         |   |
| 1998-99       | 4          | 2         | 1         | 1         | --        | 5          | 2         | 1         | 0         | 1         | --       | 3         | 2         | 1         | 1         | 0         | --       | 2         |   |
| 1999-00       | 4          | 3         | 0         | 1         | 0         | 7          | 2         | 2         | 0         | 0         | 0        | 4         | 2         | 1         | 0         | 1         | 0        | 3         |   |
| 2000-01       | 4          | 1         | 2         | 1         | 0         | 3          | 2         | 1         | 1         | 0         | 0        | 2         | 2         | 0         | 1         | 1         | 0        | 1         |   |
| 2001-02       | 4          | 2         | 1         | 0         | 1         | 5          | 2         | 0         | 1         | 0         | 1        | 1         | 2         | 2         | 0         | 0         | 0        | 4         |   |
| 2002-03       | 4          | 1         | 0         | 2         | 1         | 5          | 2         | 0         | 0         | 2         | 0        | 2         | 2         | 1         | 0         | 0         | 1        | 3         |   |
| 2003-04       | 4          | 1         | 1         | 1         | 1         | 4          | 2         | 1         | 1         | 0         | 0        | 2         | 2         | 0         | 0         | 1         | 1        | 2         |   |
| 2005-06       | 4          | 3         | 1         | --        | 0         | 6          | 2         | 1         | 1         | --        | 0        | 2         | 2         | 2         | --        | --        | 0        | 4         |   |
| 2006-07       | 4          | 2         | 2         | --        | 0         | 4          | 2         | 1         | 1         | --        | 0        | 2         | 2         | 1         | 1         | --        | --       | 0         | 2 |
| 2007-08       | 4          | 1         | 1         | --        | 2         | 4          | 2         | 0         | 1         | --        | 1        | 1         | 2         | 1         | 0         | --        | 1        | 3         |   |
| 2008-09       | 4          | 2         | 2         | --        | 0         | 4          | 2         | 0         | 2         | --        | 0        | 0         | 2         | 2         | 0         | --        | 0        | 4         |   |
| 2009-10       | 4          | 2         | 1         | --        | 1         | 5          | 2         | 1         | 1         | --        | 0        | 2         | 2         | 1         | 0         | --        | 1        | 3         |   |
| 2010-11       | 4          | 1         | 3         | --        | --        | 2          | 2         | 0         | 2         | --        | 0        | 0         | 2         | 1         | 1         | --        | --       | 0         | 2 |
| 2011-12       | 4          | 1         | 1         | --        | 2         | 4          | 2         | 0         | 1         | --        | 1        | 1         | 2         | 1         | 0         | --        | 1        | 3         |   |
| 2012-13       | 3          | 2         | 1         | --        | 0         | 4          | 2         | 2         | 0         | --        | 0        | 1         | 1         | 0         | 1         | --        | 0        | 0         |   |
| 2013-14       | 3          | 0         | 2         | --        | 1         | 1          | 2         | 0         | 1         | --        | 1        | 4         | 1         | 0         | 1         | --        | 0        | 0         |   |
| 2014-15       | 3          | 0         | 2         | --        | 1         | 1          | 1         | 0         | 1         | --        | 0        | 0         | 2         | 0         | 1         | --        | 1        | 1         |   |
| 2015-16       | 3          | 2         | 1         | --        | 0         | 2          | 2         | 1         | 1         | --        | 0        | 2         | 1         | 1         | 0         | --        | 0        | 4         |   |
| <b>TOTALS</b> | <b>189</b> | <b>67</b> | <b>91</b> | <b>21</b> | <b>10</b> | <b>165</b> | <b>94</b> | <b>38</b> | <b>42</b> | <b>10</b> | <b>4</b> | <b>75</b> | <b>95</b> | <b>29</b> | <b>49</b> | <b>11</b> | <b>6</b> | <b>73</b> |   |

## BUFFALO

| YEAR    | OVERALL |   |   |   |     | HOME |    |   |   |   | ROAD |     |    |   |   |   |     |     |
|---------|---------|---|---|---|-----|------|----|---|---|---|------|-----|----|---|---|---|-----|-----|
|         | GP      | W | L | T | OTL | PTS  | GP | W | L | T | OTL  | PTS | GP | W | L | T | OTL | PTS |
| 1970-71 | 6       | 3 | 2 | 1 | --  | 7    | 3  | 2 | 0 | 1 | --   | 5   | 3  | 1 | 2 | 0 | --  | 2   |
| 1971-72 | 6       | 2 | 2 | 2 | --  | 6    | 3  | 2 | 0 | 1 | --   | 5   | 3  | 0 | 2 | 1 | --  | 1   |
| 1972-73 | 5       | 3 | 2 | 0 | --  | 6    | 2  | 2 | 0 | 0 | --   | 4   | 3  | 1 | 2 | 0 | --  | 2   |
| 1973-74 | 5       | 5 | 0 | 0 | --  | 10   | 3  | 3 | 0 | 0 | --   | 6   | 2  | 2 | 0 | 0 | --  | 4   |
| 1974-75 | 4       | 3 | 0 | 1 | --  | 7    | 2  | 2 | 0 | 0 | --   | 4   | 2  | 1 | 0 | 1 | --  | 3   |
| 1975-76 | 4       | 3 | 0 | 1 | --  | 7    | 2  | 2 | 0 | 0 | --   | 4   | 2  | 1 | 0 | 1 | --  | 3   |
| 1976-77 | 4       | 2 | 2 | 0 | --  | 4    | 2  | 2 | 0 | 0 | --   | 4   | 2  | 0 | 2 | 0 | --  | 0   |
| 1977-78 | 4       | 0 | 3 | 1 | --  | 1    | 2  | 0 | 1 | 1 | --   | 1   | 2  | 0 | 2 | 0 | --  | 0   |
| 1978-79 | 5       | 3 | 0 | 2 | --  | 8    | 3  | 1 | 0 | 2 | --   | 4   | 2  | 2 | 0 | 0 | --  | 4   |
| 1979-80 | 4       | 3 | 0 | 1 | --  | 7    | 2  | 2 | 0 | 0 | --   | 4   | 2  | 1 | 0 | 1 | --  | 3   |
| 1980-81 | 4       | 0 | 2 | 2 | --  | 2    | 2  | 0 | 1 | 1 | --   | 1   | 2  | 0 | 1 | 1 | --  | 1   |
| 1981-82 | 3       | 2 | 1 | 0 | --  | 4    | 2  | 2 | 0 | 0 | --   | 4   | 1  | 0 | 1 | 0 | --  | 0   |
| 1982-83 | 3       | 1 | 2 | 0 | --  | 2    | 1  | 1 | 0 | 0 | --   | 2   | 2  | 0 | 2 | 0 | --  | 0   |

\*Record includes game played at neutral site.



# FLYERS REGULAR SEASON RECORD VS. NHL TEAMS 1967-2016

## BUFFALO (Continued)

| YEAR          | OVERALL    |           |           |           |          | HOME       |           |           |           |           | ROAD     |            |           |           |           |          |          |           |
|---------------|------------|-----------|-----------|-----------|----------|------------|-----------|-----------|-----------|-----------|----------|------------|-----------|-----------|-----------|----------|----------|-----------|
|               | GP         | W         | L         | T         | PTS      | GP         | W         | L         | T         | PTS       | GP       | W          | L         | T         | OTL       | PTS      |          |           |
| 1983-84       | 3          | 0         | 3         | 0         | --       | 0          | 2         | 0         | 2         | 0         | --       | 0          | 1         | 0         | 1         | 0        | --       | 0         |
| 1984-85       | 3          | 1         | 1         | 1         | --       | 3          | 1         | 0         | 1         | 0         | --       | 0          | 2         | 1         | 0         | 1        | --       | 3         |
| 1985-86       | 3          | 1         | 2         | 0         | --       | 2          | 2         | 0         | 2         | 0         | --       | 0          | 1         | 1         | 0         | 0        | --       | 2         |
| 1986-87       | 3          | 2         | 1         | 0         | --       | 4          | 1         | 1         | 0         | 0         | --       | 2          | 2         | 1         | 1         | 0        | --       | 2         |
| 1987-88       | 3          | 3         | 0         | 0         | --       | 6          | 2         | 2         | 0         | 0         | --       | 4          | 1         | 1         | 0         | 0        | --       | 2         |
| 1988-89       | 3          | 2         | 1         | 0         | --       | 4          | 1         | 1         | 0         | 0         | --       | 2          | 2         | 1         | 1         | 0        | --       | 2         |
| 1989-90       | 3          | 1         | 2         | 0         | --       | 2          | 2         | 1         | 1         | 0         | --       | 2          | 1         | 0         | 1         | 0        | --       | 0         |
| 1990-91       | 3          | 0         | 3         | 0         | --       | 0          | 1         | 0         | 1         | 0         | --       | 0          | 2         | 0         | 2         | 0        | --       | 0         |
| 1991-92       | 3          | 1         | 1         | 1         | --       | 3          | 2         | 1         | 0         | 1         | --       | 3          | 1         | 0         | 1         | 0        | --       | 0         |
| 1992-93       | 3          | 1         | 1         | 1         | --       | 3          | 2         | 0         | 1         | 1         | --       | 1          | 1         | 1         | 0         | 0        | --       | 2         |
| 1993-94       | 4          | 3         | 1         | 0         | --       | 6          | 2         | 1         | 1         | 0         | --       | 2          | 2         | 2         | 0         | 0        | --       | 4         |
| 1994-95       | 3          | 2         | 1         | 0         | --       | 4          | 2         | 2         | 0         | 0         | --       | 4          | 1         | 0         | 1         | 0        | --       | 0         |
| 1995-96       | 4          | 2         | 2         | 0         | --       | 4          | 2         | 1         | 1         | 0         | --       | 2          | 2         | 1         | 1         | 0        | --       | 2         |
| 1996-97       | 4          | 1         | 2         | 1         | --       | 3          | 2         | 0         | 1         | 1         | --       | 1          | 2         | 1         | 1         | 0        | --       | 2         |
| 1997-98       | 4          | 2         | 1         | 1         | --       | 5          | 2         | 1         | 0         | 1         | --       | 3          | 2         | 1         | 1         | 0        | --       | 2         |
| 1998-99       | 4          | 0         | 1         | 3         | --       | 3          | 2         | 0         | 0         | 2         | --       | 2          | 2         | 0         | 1         | 1        | --       | 1         |
| 1999-00       | 4          | 3         | 1         | 0         | 0        | 6          | 2         | 2         | 0         | 0         | 0        | 4          | 2         | 1         | 1         | 0        | 0        | 2         |
| 2000-01       | 4          | 4         | 0         | 0         | 0        | 8          | 2         | 2         | 0         | 0         | 0        | 4          | 2         | 2         | 0         | 0        | 0        | 4         |
| 2001-02       | 4          | 0         | 4         | 0         | 0        | 0          | 2         | 0         | 2         | 0         | 0        | 0          | 2         | 0         | 2         | 0        | 0        | 0         |
| 2002-03       | 4          | 2         | 2         | 0         | 0        | 4          | 2         | 2         | 0         | 0         | 0        | 4          | 2         | 0         | 2         | 0        | 0        | 0         |
| 2003-04       | 4          | 2         | 1         | 1         | 0        | 5          | 2         | 2         | 0         | 0         | 0        | 4          | 2         | 0         | 1         | 1        | 0        | 1         |
| 2005-06       | 4          | 1         | 2         | --        | 1        | 3          | 2         | 0         | 1         | --        | 1        | 1          | 2         | 1         | 1         | --       | 0        | 2         |
| 2006-07       | 4          | 1         | 2         | --        | 1        | 3          | 2         | 1         | 0         | --        | 1        | 3          | 2         | 0         | 2         | --       | 0        | 0         |
| 2007-08       | 4          | 1         | 2         | --        | 1        | 3          | 2         | 0         | 1         | --        | 1        | 1          | 2         | 1         | 1         | --       | 0        | 2         |
| 2008-09       | 4          | 4         | 0         | --        | 0        | 8          | 2         | 2         | 0         | --        | 0        | 4          | 2         | 2         | 0         | --       | 0        | 4         |
| 2009-10       | 4          | 1         | 2         | --        | 1        | 3          | 2         | 0         | 2         | --        | 0        | 0          | 2         | 1         | 0         | --       | 1        | 3         |
| 2010-11       | 4          | 2         | 1         | --        | 1        | 5          | 2         | 1         | 1         | --        | 0        | 2          | 2         | 1         | 0         | --       | 1        | 3         |
| 2011-12       | 4          | 4         | 0         | --        | 0        | 8          | 2         | 2         | 0         | --        | 0        | 4          | 2         | 2         | 0         | --       | 0        | 4         |
| 2012-13       | 3          | 1         | 2         | --        | 0        | 2          | 1         | 1         | 0         | --        | 0        | 2          | 2         | 0         | 2         | --       | 0        | 0         |
| 2013-14       | 3          | 3         | 0         | --        | 0        | 6          | 2         | 2         | 0         | --        | 0        | 4          | 1         | 1         | 0         | --       | 0        | 2         |
| 2014-15       | 3          | 2         | 0         | --        | 1        | 5          | 1         | 0         | 0         | --        | 1        | 1          | 2         | 2         | 0         | --       | 0        | 4         |
| 2015-16       | 3          | 1         | 2         | --        | 1        | 3          | 2         | 1         | 1         | --        | 1        | 3          | 1         | 0         | 1         | --       | 0        | 0         |
| <b>TOTALS</b> | <b>170</b> | <b>84</b> | <b>60</b> | <b>20</b> | <b>7</b> | <b>195</b> | <b>87</b> | <b>50</b> | <b>21</b> | <b>12</b> | <b>5</b> | <b>117</b> | <b>83</b> | <b>34</b> | <b>39</b> | <b>8</b> | <b>2</b> | <b>78</b> |

## CALGARY/ATLANTA

| YEAR    | OVERALL      |   |   |   |     | HOME         |   |   |   |     | ROAD         |   |    |   |     |     |    |   |
|---------|--------------|---|---|---|-----|--------------|---|---|---|-----|--------------|---|----|---|-----|-----|----|---|
|         | GP           | W | L | T | PTS | GP           | W | L | T | PTS | GP           | W | L  | T | OTL | PTS |    |   |
| 1972-73 | 5            | 3 | 1 | 1 | --  | 7            | 3 | 2 | 0 | 1   | --           | 5 | 2  | 1 | 1   | 0   | -- | 2 |
| 1973-74 | 6            | 2 | 2 | 2 | --  | 6            | 3 | 1 | 2 | 0   | --           | 2 | 3  | 1 | 0   | 2   | -- | 4 |
| 1974-75 | 6            | 3 | 2 | 1 | --  | 7            | 3 | 2 | 1 | 0   | --           | 4 | 3  | 1 | 1   | 1   | -- | 3 |
| 1975-76 | 6            | 4 | 1 | 1 | --  | 9            | 3 | 3 | 0 | 0   | --           | 6 | 3  | 1 | 1   | 1   | -- | 3 |
| 1976-77 | 6            | 2 | 2 | 2 | --  | 6            | 3 | 2 | 1 | 0   | --           | 4 | 3  | 0 | 1   | 2   | -- | 2 |
| 1977-78 | 6            | 4 | 1 | 1 | --  | 9            | 3 | 3 | 0 | 0   | --           | 6 | 3  | 1 | 1   | 1   | -- | 3 |
| 1978-79 | 8            | 4 | 4 | 0 | --  | 8            | 4 | 3 | 1 | 0   | --           | 6 | 4  | 1 | 3   | 0   | -- | 2 |
| 1979-80 | 4            | 2 | 2 | 0 | --  | 4            | 2 | 2 | 0 | 0   | --           | 4 | 2  | 0 | 2   | 0   | -- | 0 |
| 1980-81 | 4            | 2 | 2 | 0 | --  | 4            | 2 | 2 | 0 | 0   | --           | 4 | 2  | 0 | 2   | 0   | -- | 0 |
| 1981-82 | 3            | 3 | 0 | 0 | --  | 6            | 1 | 1 | 0 | 0   | --           | 2 | 2  | 2 | 0   | 0   | -- | 4 |
| 1982-83 | 3            | 3 | 0 | 0 | --  | 6            | 2 | 2 | 0 | 0   | --           | 4 | 1  | 1 | 0   | 0   | -- | 2 |
| 1983-84 | 3            | 2 | 1 | 0 | --  | 4            | 1 | 1 | 0 | 0   | --           | 2 | 2  | 1 | 1   | 0   | -- | 2 |
| 1984-85 | 3            | 2 | 1 | 0 | --  | 4            | 2 | 2 | 0 | 0   | --           | 4 | 1  | 0 | 1   | 0   | -- | 0 |
| 1985-86 | 3            | 2 | 1 | 0 | --  | 4            | 1 | 1 | 0 | 0   | --           | 2 | 2  | 1 | 1   | 0   | -- | 2 |
| 1986-87 | 3            | 1 | 2 | 0 | --  | 2            | 2 | 1 | 1 | 0   | --           | 2 | 1  | 0 | 1   | 0   | -- | 0 |
| 1987-88 | 3            | 0 | 3 | 0 | --  | 0            | 1 | 0 | 1 | 0   | --           | 0 | 2  | 0 | 2   | 0   | -- | 0 |
| 1988-89 | 3            | 0 | 3 | 0 | --  | 0            | 2 | 0 | 2 | 0   | --           | 0 | 1  | 0 | 1   | 0   | -- | 0 |
| 1989-90 | 3            | 1 | 1 | 1 | --  | 3            | 1 | 0 | 1 | 0   | --           | 0 | 2  | 1 | 0   | 1   | -- | 3 |
| 1990-91 | 3            | 1 | 2 | 0 | --  | 2            | 2 | 1 | 1 | 0   | --           | 2 | 1  | 0 | 1   | 0   | -- | 0 |
| 1991-92 | 3            | 2 | 1 | 0 | --  | 4            | 1 | 1 | 0 | 0   | --           | 2 | 2  | 1 | 1   | 0   | -- | 2 |
| 1992-93 | 3            | 0 | 1 | 2 | --  | 2            | 1 | 0 | 0 | 1   | --           | 1 | 2* | 0 | 1   | 1   | -- | 1 |
| 1993-94 | 2            | 0 | 2 | 0 | --  | 0            | 1 | 0 | 1 | 0   | --           | 0 | 1  | 0 | 1   | 0   | -- | 0 |
| 1994-95 | Did Not Play |   |   |   |     | Did Not Play |   |   |   |     | Did Not Play |   |    |   |     |     |    |   |
| 1995-96 | 2            | 2 | 0 | 0 | --  | 4            | 1 | 1 | 0 | 0   | --           | 2 | 1  | 1 | 0   | 0   | -- | 2 |
| 1996-97 | 2            | 1 | 1 | 0 | --  | 2            | 1 | 0 | 1 | 0   | --           | 0 | 1  | 1 | 0   | 0   | -- | 2 |
| 1997-98 | 2            | 1 | 1 | 0 | --  | 2            | 1 | 1 | 0 | 0   | --           | 2 | 1  | 0 | 1   | 0   | -- | 0 |

\*Record includes game played at neutral site.



# FLYERS REGULAR SEASON RECORD VS. NHL TEAMS 1967-2016

## CALGARY/ATLANTA (Continued)

| YEAR          | OVERALL    |              |           |           |          | HOME       |           |              |           |          | ROAD     |           |           |              |           |          |          |           |
|---------------|------------|--------------|-----------|-----------|----------|------------|-----------|--------------|-----------|----------|----------|-----------|-----------|--------------|-----------|----------|----------|-----------|
|               | GP         | W            | L         | T         | OTL      | PTS        | GP        | W            | L         | T        | OTL      | PTS       | GP        | W            | L         | T        | OTL      | PTS       |
| 1998-99       | 2          | 1            | 0         | 1         | --       | 3          | 1         | 0            | 0         | 1        | --       | 1         | 1         | 1            | 0         | 0        | --       | 2         |
| 1999-00       | 1          | 1            | 0         | 0         | 0        | 2          |           | Did Not Play |           |          |          |           | 1         | 1            | 0         | 0        | 0        | 2         |
| 2000-01       | 2          | 1            | 1         | 0         | 0        | 2          | 1         | 1            | 0         | 0        | 0        | 2         | 1         | 0            | 1         | 0        | 0        | 0         |
| 2001-02       | 1          | 0            | 1         | 0         | 0        | 0          | 1         | 0            | 1         | 0        | 0        | 0         |           | Did Not Play |           |          |          |           |
| 2002-03       | 1          | 1            | 0         | 0         | 0        | 2          |           | Did Not Play |           |          |          |           | 1         | 1            | 0         | 0        | 0        | 2         |
| 2003-04       | 1          | 0            | 0         | 0         | 1        | 1          | 1         | 0            | 0         | 1        | 0        | 1         |           | Did Not Play |           |          |          |           |
| 2005-06       | 1          | 1            | 0         | --        | 0        | 2          | 1         | 1            | 0         | --       | 0        | 2         |           | Did Not Play |           |          |          |           |
| 2006-07       |            | Did Not Play |           |           |          |            |           | Did Not Play |           |          |          |           |           | Did Not Play |           |          |          |           |
| 2007-08       | 1          | 1            | 0         | --        | 0        | 2          |           | Did Not Play |           |          |          |           | 1         | 1            | 0         | --       | 0        | 2         |
| 2008-09       | 1          | 0            | 1         | --        | 0        | 0          | 1         | 0            | 1         | --       | 0        | 0         |           | Did Not Play |           |          |          |           |
| 2009-10       | 1          | 1            | 0         | --        | 0        | 2          |           | Did Not Play |           |          |          |           | 1         | 1            | 0         | --       | 0        | 2         |
| 2010-11       | 1          | 0            | 0         | --        | 1        | 1          |           | Did Not Play |           |          |          |           |           | Did Not Play |           |          |          |           |
| 2011-12       | 1          | 1            | 0         | --        | 0        | 2          |           | Did Not Play |           |          |          |           | 1         | 1            | 0         | --       | 0        | 2         |
| 2012-13       |            | Did Not Play |           |           |          |            |           | Did Not Play |           |          |          |           |           | Did Not Play |           |          |          |           |
| 2013-14       | 2          | 2            | 0         | --        | 0        | 4          | 1         | 1            | 0         | --       | 0        | 2         | 1         | 1            | 0         | --       | 0        | 2         |
| 2014-15       | 2          | 0            | 1         | --        | 1        | 1          | 1         | 0            | 0         | --       | 1        | 1         | 1         | 0            | 1         | --       | 0        | 0         |
| 2015-16       | 2          | 1            | 1         | --        | 1        | 3          | 1         | 1            | 0         | --       | 0        | 2         | 1         | 0            | 1         | --       | 1        | 4         |
| <b>TOTALS</b> | <b>115</b> | <b>58</b>    | <b>42</b> | <b>12</b> | <b>4</b> | <b>132</b> | <b>57</b> | <b>36</b>    | <b>15</b> | <b>4</b> | <b>2</b> | <b>79</b> | <b>58</b> | <b>22</b>    | <b>27</b> | <b>9</b> | <b>1</b> | <b>54</b> |

## CAROLINA/HARTFORD

| YEAR          | OVERALL    |           |           |           |          | HOME       |           |           |           |          | ROAD     |           |           |           |           |          |          |           |
|---------------|------------|-----------|-----------|-----------|----------|------------|-----------|-----------|-----------|----------|----------|-----------|-----------|-----------|-----------|----------|----------|-----------|
|               | GP         | W         | L         | T         | OTL      | PTS        | GP        | W         | L         | T        | OTL      | PTS       | GP        | W         | L         | T        | OTL      | PTS       |
| 1979-80       | 4          | 2         | 0         | 2         | --       | 6          | 2         | 2         | 0         | 0        | --       | 4         | 2*        | 0         | 0         | 2        | --       | 2         |
| 1980-81       | 4          | 3         | 0         | 1         | --       | 7          | 2         | 1         | 0         | 1        | --       | 3         | 2         | 2         | 0         | 0        | --       | 4         |
| 1981-82       | 3          | 3         | 0         | 0         | --       | 6          | 2         | 2         | 0         | 0        | --       | 4         | 1         | 1         | 0         | 0        | --       | 2         |
| 1982-83       | 3          | 2         | 1         | 0         | --       | 4          | 1         | 1         | 0         | 0        | --       | 2         | 2         | 1         | 1         | 0        | --       | 2         |
| 1983-84       | 3          | 1         | 2         | 0         | --       | 2          | 2         | 1         | 1         | 0        | --       | 2         | 1         | 0         | 1         | 0        | --       | 0         |
| 1984-85       | 3          | 2         | 0         | 1         | --       | 5          | 1         | 1         | 0         | 0        | --       | 2         | 2         | 1         | 0         | 1        | --       | 3         |
| 1985-86       | 3          | 3         | 0         | 0         | --       | 6          | 2         | 2         | 0         | 0        | --       | 4         | 1         | 1         | 0         | 0        | --       | 2         |
| 1986-87       | 3          | 1         | 2         | 0         | --       | 2          | 1         | 0         | 1         | 0        | --       | 0         | 2         | 1         | 1         | 0        | --       | 2         |
| 1987-88       | 3          | 2         | 1         | 0         | --       | 4          | 2         | 2         | 0         | 0        | --       | 4         | 1         | 0         | 1         | 0        | --       | 0         |
| 1988-89       | 3          | 1         | 1         | 1         | --       | 3          | 1         | 1         | 0         | 0        | --       | 2         | 2         | 0         | 1         | 1        | --       | 1         |
| 1989-90       | 3          | 1         | 2         | 0         | --       | 2          | 2         | 1         | 1         | 0        | --       | 2         | 1         | 0         | 1         | 0        | --       | 0         |
| 1990-91       | 3          | 0         | 3         | 0         | --       | 0          | 1         | 0         | 1         | 0        | --       | 0         | 2         | 0         | 2         | 0        | --       | 0         |
| 1991-92       | 3          | 0         | 3         | 0         | --       | 0          | 2         | 0         | 2         | 0        | --       | 0         | 1         | 0         | 1         | 0        | --       | 0         |
| 1992-93       | 3          | 3         | 0         | 0         | --       | 6          | 1         | 1         | 0         | 0        | --       | 2         | 2         | 2         | 0         | 0        | --       | 4         |
| 1993-94       | 4          | 3         | 1         | 0         | --       | 6          | 2         | 1         | 1         | 0        | --       | 2         | 2         | 2         | 0         | 0        | --       | 4         |
| 1994-95       | 3          | 2         | 1         | 0         | --       | 4          | 1         | 1         | 0         | 0        | --       | 2         | 2         | 1         | 1         | 0        | --       | 2         |
| 1995-96       | 4          | 3         | 0         | 1         | --       | 7          | 2         | 2         | 0         | 0        | --       | 4         | 2         | 1         | 0         | 1        | --       | 3         |
| 1996-97       | 4          | 3         | 0         | 1         | --       | 7          | 2         | 1         | 0         | 1        | --       | 3         | 2         | 2         | 0         | 0        | --       | 4         |
| 1997-98       | 4          | 2         | 1         | 1         | --       | 5          | 2         | 1         | 1         | 0        | --       | 2         | 2         | 1         | 0         | 1        | --       | 3         |
| 1998-99       | 4          | 2         | 0         | 2         | --       | 6          | 2         | 1         | 0         | 1        | --       | 3         | 2         | 1         | 0         | 1        | --       | 3         |
| 1999-00       | 4          | 2         | 2         | 0         | 0        | 4          | 2         | 1         | 1         | 0        | 0        | 2         | 2         | 1         | 1         | 0        | 0        | 2         |
| 2000-01       | 4          | 3         | 1         | 0         | 0        | 6          | 2         | 2         | 0         | 0        | 0        | 4         | 2         | 1         | 1         | 0        | 0        | 2         |
| 2001-02       | 4          | 3         | 1         | 0         | 0        | 6          | 2         | 2         | 0         | 0        | 0        | 4         | 2         | 1         | 1         | 0        | 0        | 2         |
| 2002-03       | 4          | 2         | 0         | 2         | 0        | 6          | 2         | 1         | 0         | 1        | 0        | 3         | 2         | 1         | 0         | 1        | 0        | 3         |
| 2003-04       | 4          | 2         | 0         | 2         | 0        | 6          | 2         | 1         | 0         | 1        | 0        | 3         | 2         | 1         | 0         | 1        | 0        | 3         |
| 2005-06       | 4          | 2         | 1         | --        | 1        | 5          | 2         | 1         | 0         | --       | 1        | 3         | 2         | 1         | 1         | --       | 0        | 2         |
| 2006-07       | 4          | 2         | 1         | --        | 1        | 5          | 2         | 1         | 1         | --       | 0        | 2         | 2         | 1         | 0         | --       | 1        | 3         |
| 2007-08       | 4          | 3         | 0         | --        | 1        | 7          | 2         | 1         | 0         | --       | 1        | 3         | 2         | 2         | 0         | --       | 0        | 4         |
| 2008-09       | 4          | 3         | 0         | --        | 1        | 7          | 2         | 1         | 0         | --       | 1        | 3         | 2         | 2         | 0         | --       | 0        | 4         |
| 2009-10       | 4          | 4         | 0         | --        | 0        | 8          | 2         | 2         | 0         | --       | 0        | 4         | 2         | 2         | 0         | --       | 0        | 4         |
| 2010-11       | 4          | 3         | 1         | --        | 0        | 6          | 2         | 2         | 0         | --       | 0        | 4         | 2         | 1         | 1         | --       | 0        | 2         |
| 2011-12       | 4          | 3         | 1         | --        | 0        | 6          | 2         | 1         | 1         | --       | 0        | 2         | 2         | 2         | 0         | --       | 0        | 4         |
| 2012-13       | 3          | 3         | 0         | --        | 0        | 6          | 2         | 2         | 0         | --       | 0        | 4         | 1         | 1         | 0         | --       | 0        | 2         |
| 2013-14       | 4          | 0         | 2         | --        | 2        | 2          | 2         | 0         | 1         | --       | 1        | 1         | 2         | 0         | 1         | --       | 1        | 1         |
| 2014-15       | 5          | 1         | 3         | --        | 1        | 3          | 2         | 1         | 1         | --       | 0        | 2         | 3         | 0         | 2         | --       | 1        | 1         |
| 2015-16       | 4          | 3         | 1         | --        | 0        | 6          | 2         | 2         | 0         | --       | 0        | 4         | 2         | 1         | 1         | --       | 0        | 2         |
| <b>TOTALS</b> | <b>131</b> | <b>78</b> | <b>32</b> | <b>14</b> | <b>7</b> | <b>177</b> | <b>65</b> | <b>43</b> | <b>13</b> | <b>5</b> | <b>4</b> | <b>95</b> | <b>66</b> | <b>35</b> | <b>19</b> | <b>9</b> | <b>3</b> | <b>82</b> |

\*Record includes game played at neutral site.



# FLYERS REGULAR SEASON RECORD VS. NHL TEAMS 1967-2016

## CHICAGO

| YEAR          | OVERALL      |           |           |           |          |            | HOME         |           |           |           |          |           | ROAD         |           |           |           |          |           |
|---------------|--------------|-----------|-----------|-----------|----------|------------|--------------|-----------|-----------|-----------|----------|-----------|--------------|-----------|-----------|-----------|----------|-----------|
|               | GP           | W         | L         | T         | OTL      | PTS        | GP           | W         | L         | T         | OTL      | PTS       | GP           | W         | L         | T         | OTL      | PTS       |
| 1967-68       | 4            | 1         | 3         | 0         | --       | 2          | 2            | 1         | 1         | 0         | --       | 2         | 2            | 0         | 2         | 0         | --       | 0         |
| 1968-69       | 6            | 0         | 3         | 3         | --       | 3          | 3            | 0         | 2         | 1         | --       | 1         | 3            | 0         | 1         | 2         | --       | 2         |
| 1969-70       | 6            | 0         | 4         | 2         | --       | 2          | 3            | 0         | 3         | 0         | --       | 0         | 3            | 0         | 1         | 2         | --       | 2         |
| 1970-71       | 6            | 1         | 4         | 1         | --       | 3          | 3            | 1         | 1         | 1         | --       | 3         | 3            | 0         | 3         | 0         | --       | 0         |
| 1971-72       | 6            | 2         | 3         | 1         | --       | 5          | 3            | 2         | 1         | 0         | --       | 4         | 3            | 0         | 2         | 1         | --       | 1         |
| 1972-73       | 5            | 2         | 2         | 1         | --       | 5          | 2            | 1         | 0         | 1         | --       | 3         | 3            | 1         | 2         | 0         | --       | 2         |
| 1973-74       | 5            | 2         | 2         | 1         | --       | 5          | 3            | 2         | 1         | 0         | --       | 4         | 2            | 0         | 1         | 1         | --       | 1         |
| 1974-75       | 5            | 4         | 1         | 0         | --       | 8          | 3            | 3         | 0         | 0         | --       | 6         | 2            | 1         | 1         | 0         | --       | 2         |
| 1975-76       | 5            | 2         | 1         | 2         | --       | 6          | 2            | 1         | 0         | 1         | --       | 3         | 3            | 1         | 1         | 1         | --       | 3         |
| 1976-77       | 5            | 3         | 0         | 2         | --       | 8          | 3            | 3         | 0         | 0         | --       | 6         | 2            | 0         | 0         | 2         | --       | 2         |
| 1977-78       | 5            | 2         | 2         | 1         | --       | 5          | 2            | 2         | 0         | 0         | --       | 4         | 3            | 0         | 2         | 1         | --       | 1         |
| 1978-79       | 4            | 1         | 3         | 0         | --       | 2          | 2            | 0         | 2         | 0         | --       | 0         | 2            | 1         | 1         | 0         | --       | 2         |
| 1979-80       | 4            | 2         | 0         | 2         | --       | 6          | 2            | 1         | 0         | 1         | --       | 3         | 2            | 1         | 0         | 1         | --       | 3         |
| 1980-81       | 4            | 1         | 1         | 2         | --       | 4          | 2            | 1         | 0         | 1         | --       | 3         | 2            | 0         | 1         | 1         | --       | 1         |
| 1981-82       | 3            | 1         | 1         | 1         | --       | 3          | 1            | 0         | 0         | 1         | --       | 1         | 2            | 1         | 1         | 0         | --       | 2         |
| 1982-83       | 3            | 1         | 1         | 1         | --       | 3          | 2            | 0         | 1         | 1         | --       | 1         | 1            | 1         | 0         | 0         | --       | 2         |
| 1983-84       | 3            | 1         | 0         | 2         | --       | 4          | 1            | 1         | 0         | 0         | --       | 2         | 2            | 0         | 0         | 2         | --       | 2         |
| 1984-85       | 3            | 2         | 1         | 0         | --       | 4          | 2            | 2         | 0         | 0         | --       | 4         | 1            | 0         | 1         | 0         | --       | 0         |
| 1985-86       | 3            | 2         | 0         | 1         | --       | 5          | 1            | 1         | 0         | 0         | --       | 2         | 2            | 1         | 0         | 1         | --       | 3         |
| 1986-87       | 3            | 2         | 0         | 1         | --       | 5          | 2            | 2         | 0         | 0         | --       | 4         | 1            | 0         | 0         | 1         | --       | 1         |
| 1987-88       | 3            | 0         | 3         | 0         | --       | 0          | 1            | 0         | 1         | 0         | --       | 0         | 2            | 0         | 2         | 0         | --       | 0         |
| 1988-89       | 3            | 3         | 0         | 0         | --       | 6          | 2            | 2         | 0         | 0         | --       | 4         | 1            | 1         | 0         | 0         | --       | 2         |
| 1989-90       | 3            | 0         | 3         | 0         | --       | 0          | 1            | 0         | 1         | 0         | --       | 0         | 2            | 0         | 2         | 0         | --       | 0         |
| 1990-91       | 3            | 2         | 1         | 0         | --       | 4          | 2            | 1         | 1         | 0         | --       | 2         | 1            | 1         | 0         | 0         | --       | 2         |
| 1991-92       | 3            | 0         | 0         | 3         | --       | 3          | 2            | 0         | 0         | 2         | --       | 2         | 1            | 0         | 0         | 1         | --       | 1         |
| 1992-93       | 2            | 1         | 0         | 1         | --       | 3          | 1            | 1         | 0         | 0         | --       | 2         | 1            | 0         | 0         | 1         | --       | 1         |
| 1993-94       | 2            | 1         | 0         | 1         | --       | 3          | 1            | 0         | 0         | 1         | --       | 1         | 1            | 1         | 0         | 0         | --       | 2         |
| 1994-95       | Did Not Play |           |           |           |          |            | Did Not Play |           |           |           |          |           | Did Not Play |           |           |           |          |           |
| 1995-96       | 2            | 1         | 1         | 0         | --       | 2          | 1            | 1         | 0         | 0         | --       | 2         | 1            | 0         | 1         | 0         | --       | 0         |
| 1996-97       | 2            | 0         | 1         | 1         | --       | 1          | 1            | 0         | 1         | 0         | --       | 0         | 1            | 0         | 0         | 1         | --       | 1         |
| 1997-98       | 2            | 2         | 0         | 0         | --       | 4          | 1            | 1         | 0         | 0         | --       | 2         | 1            | 1         | 0         | 0         | --       | 2         |
| 1998-99       | 2            | 2         | 0         | 0         | --       | 4          | 1            | 1         | 0         | 0         | --       | 2         | 1            | 1         | 0         | 0         | --       | 2         |
| 1999-00       | 1            | 1         | 0         | 0         | 0        | 2          | 1            | 1         | 0         | 0         | 0        | 2         | Did Not Play |           |           |           |          |           |
| 2000-01       | 1            | 1         | 0         | 0         | 0        | 2          | Did Not Play |           |           |           |          |           | 1            | 1         | 0         | 0         | 0        | 2         |
| 2001-02       | 2            | 1         | 1         | 0         | 0        | 2          | 1            | 1         | 0         | 0         | 0        | 2         | 1            | 0         | 1         | 0         | 0        | 0         |
| 2002-03       | 2            | 2         | 0         | 0         | 0        | 4          | 1            | 1         | 0         | 0         | 0        | 2         | 1            | 1         | 0         | 0         | 0        | 2         |
| 2003-04       | 1            | 1         | 0         | 0         | 0        | 2          | 1            | 1         | 0         | 0         | 0        | 2         | Did Not Play |           |           |           |          |           |
| 2005-06       | 1            | 1         | 0         | --        | 0        | 2          | Did Not Play |           |           |           |          |           | 1            | 1         | 0         | --        | 0        | 2         |
| 2006-07       | 1            | 1         | 0         | --        | 0        | 2          | 1            | 1         | 0         | --        | 0        | 2         | Did Not Play |           |           |           |          |           |
| 2007-08       | Did Not Play |           |           |           |          |            | Did Not Play |           |           |           |          |           | Did Not Play |           |           |           |          |           |
| 2008-09       | 1            | 0         | 1         | --        | 0        | 0          | Did Not Play |           |           |           |          |           | 1            | 0         | 1         | --        | 0        | 0         |
| 2009-10       | 1            | 1         | 0         | --        | 0        | 2          | 1            | 1         | 0         | --        | 0        | 2         | Did Not Play |           |           |           |          |           |
| 2010-11       | 1            | 1         | 0         | --        | 0        | 2          | Did Not Play |           |           |           |          |           | 1            | 1         | 0         | --        | 0        | 2         |
| 2011-12       | 1            | 1         | 0         | --        | 0        | 2          | 1            | 1         | 0         | --        | 0        | 2         | Did Not Play |           |           |           |          |           |
| 2012-13       | Did Not Play |           |           |           |          |            | Did Not Play |           |           |           |          |           | Did Not Play |           |           |           |          |           |
| 2013-14       | 2            | 1         | 1         | 0         | 0        | 2          | 1            | 1         | 0         | 0         | 0        | 2         | 1            | 0         | 1         | 0         | 0        | 0         |
| 2014-15       | 2            | 1         | 1         | --        | 0        | 2          | 1            | 1         | 0         | --        | 0        | 2         | 1            | 0         | 1         | --        | 0        | 0         |
| 2015-16       | 2            | 2         | 0         | --        | 0        | 4          | 1            | 1         | 0         | --        | 0        | 2         | 1            | 1         | 0         | --        | 0        | 2         |
| <b>TOTALS</b> | <b>134</b>   | <b>59</b> | <b>45</b> | <b>30</b> | <b>0</b> | <b>148</b> | <b>68</b>    | <b>41</b> | <b>16</b> | <b>11</b> | <b>0</b> | <b>93</b> | <b>66</b>    | <b>18</b> | <b>29</b> | <b>19</b> | <b>0</b> | <b>55</b> |

\*Record includes game played at neutral site.



# FLYERS REGULAR SEASON RECORD VS. NHL TEAMS 1967-2016

## COLORADO/QUEBEC

| YEAR          | OVERALL      |           |           |           |          | HOME      |              |           |           |          | ROAD     |           |              |           |           |           |          |           |
|---------------|--------------|-----------|-----------|-----------|----------|-----------|--------------|-----------|-----------|----------|----------|-----------|--------------|-----------|-----------|-----------|----------|-----------|
|               | GP           | W         | L         | T         | OTL      | PTS       | GP           | W         | L         | T        | OTL      | PTS       | GP           | W         | L         | T         | OTL      | PTS       |
| 1979-80       | 4            | 3         | 0         | 1         | --       | 7         | 2            | 2         | 0         | 0        | --       | 4         | 2            | 1         | 0         | 1         | --       | 3         |
| 1980-81       | 4            | 1         | 2         | 1         | --       | 3         | 2            | 1         | 1         | 0        | --       | 2         | 2            | 0         | 1         | 1         | --       | 1         |
| 1981-82       | 3            | 1         | 1         | 1         | --       | 3         | 1            | 1         | 0         | 0        | --       | 2         | 2            | 0         | 1         | 1         | --       | 1         |
| 1982-83       | 3            | 3         | 0         | 0         | --       | 6         | 2            | 2         | 0         | 0        | --       | 4         | 1            | 1         | 0         | 0         | --       | 2         |
| 1983-84       | 3            | 2         | 0         | 1         | --       | 5         | 1            | 1         | 0         | 0        | --       | 2         | 2            | 1         | 0         | 1         | --       | 3         |
| 1984-85       | 3            | 1         | 1         | 1         | --       | 3         | 2            | 1         | 0         | 1        | --       | 3         | 1            | 0         | 1         | 0         | --       | 0         |
| 1985-86       | 3            | 1         | 1         | 1         | --       | 3         | 1            | 0         | 1         | 0        | --       | 0         | 2            | 1         | 0         | 1         | --       | 3         |
| 1986-87       | 3            | 2         | 0         | 1         | --       | 5         | 2            | 2         | 0         | 0        | --       | 4         | 1            | 0         | 0         | 1         | --       | 1         |
| 1987-88       | 3            | 2         | 0         | 1         | --       | 5         | 1            | 0         | 0         | 1        | --       | 1         | 2            | 2         | 0         | 0         | --       | 4         |
| 1988-89       | 3            | 2         | 1         | 0         | --       | 4         | 2            | 2         | 0         | 0        | --       | 4         | 1            | 0         | 1         | 0         | --       | 0         |
| 1989-90       | 3            | 1         | 1         | 1         | --       | 3         | 1            | 1         | 0         | 0        | --       | 2         | 2            | 0         | 1         | 1         | --       | 1         |
| 1990-91       | 3            | 3         | 0         | 0         | --       | 6         | 2            | 2         | 0         | 0        | --       | 4         | 1            | 1         | 0         | 0         | --       | 2         |
| 1991-92       | 3            | 3         | 0         | 0         | --       | 6         | 2            | 2         | 0         | 0        | --       | 4         | 1            | 1         | 0         | 0         | --       | 2         |
| 1992-93       | 4            | 1         | 3         | 0         | --       | 2         | 2            | 1         | 1         | 0        | --       | 2         | 2            | 0         | 2         | 0         | --       | 0         |
| 1993-94       | 4            | 3         | 1         | 0         | --       | 6         | 2            | 2         | 0         | 0        | --       | 4         | 2            | 1         | 1         | 0         | --       | 2         |
| 1994-95       | 4            | 0         | 3         | 1         | --       | 1         | 2            | 0         | 2         | 0        | --       | 0         | 2            | 0         | 1         | 1         | --       | 1         |
| 1995-96       | 2            | 0         | 1         | 1         | --       | 1         | 1            | 0         | 1         | 0        | --       | 0         | 1            | 0         | 0         | 1         | --       | 1         |
| 1996-97       | 2            | 1         | 0         | 1         | --       | 3         | 1            | 1         | 0         | 0        | --       | 2         | 1            | 0         | 0         | 1         | --       | 1         |
| 1997-98       | 2            | 0         | 2         | 0         | --       | 0         | 1            | 0         | 1         | 0        | --       | 0         | 1            | 0         | 1         | 0         | --       | 0         |
| 1998-99       | 2            | 0         | 1         | 1         | --       | 1         | 1            | 0         | 1         | 0        | --       | 0         | 1            | 0         | 0         | 1         | --       | 1         |
| 1999-00       | 2            | 1         | 1         | 0         | 0        | 2         | 1            | 1         | 0         | 0        | 0        | 2         | 1            | 0         | 1         | 0         | 0        | 0         |
| 2000-01       | 1            | 0         | 0         | 1         | 0        | 1         | Did Not Play |           |           |          |          |           | 1            | 0         | 0         | 1         | 0        | 1         |
| 2001-02       | 2            | 1         | 1         | 0         | 0        | 2         | 1            | 0         | 1         | 0        | 0        | 0         | 1            | 1         | 0         | 0         | 0        | 2         |
| 2002-03       | 2            | 1         | 0         | 0         | 1        | 3         | 1            | 0         | 0         | 0        | 1        | 1         | 1            | 1         | 0         | 0         | 0        | 2         |
| 2003-04       | 1            | 0         | 0         | 0         | 1        | 1         | Did Not Play |           |           |          |          |           | 1            | 0         | 0         | 0         | 1        | 1         |
| 2005-06       | 1            | 0         | 0         | --        | 1        | 1         | 1            | 0         | 0         | --       | 1        | 1         | Did Not Play |           |           |           |          |           |
| 2006-07       | Did Not Play |           |           |           |          |           | Did Not Play |           |           |          |          |           | Did Not Play |           |           |           |          |           |
| 2007-08       | 1            | 0         | 1         | --        | 0        | 0         | Did Not Play |           |           |          |          |           | 1            | 0         | 1         | --        | 0        | 0         |
| 2008-09       | 2            | 1         | 1         | --        | 0        | 2         | 1            | 1         | 0         | --       | 0        | 2         | 1            | 0         | 1         | --        | 0        | 0         |
| 2009-10       | 1            | 0         | 1         | --        | 0        | 0         | Did Not Play |           |           |          |          |           | 1            | 0         | 1         | --        | 0        | 0         |
| 2010-11       | 1            | 1         | 0         | --        | 0        | 2         | 1            | 1         | 0         | --       | 0        | 2         | Did Not Play |           |           |           |          |           |
| 2011-12       | 1            | 0         | 0         | --        | 1        | 1         | Did Not Play |           |           |          |          |           | 1            | 0         | 0         | --        | 1        | 1         |
| 2012-13       | Did Not Play |           |           |           |          |           | Did Not Play |           |           |          |          |           | Did Not Play |           |           |           |          |           |
| 2013-14       | 2            | 1         | 1         | --        | 0        | 2         | 1            | 1         | 0         | --       | 0        | 2         | 1            | 0         | 1         | --        | 0        | 0         |
| 2014-15       | 2            | 1         | 0         | --        | 1        | 3         | 1            | 1         | 0         | --       | 0        | 2         | 1            | 0         | 0         | --        | 1        | 1         |
| 2015-16       | 2            | 1         | 1         | --        | 0        | 2         | 1            | 0         | 1         | --       | 0        | 0         | 1            | 1         | 0         | --        | 0        | 2         |
| <b>TOTALS</b> | <b>82</b>    | <b>38</b> | <b>25</b> | <b>14</b> | <b>5</b> | <b>95</b> | <b>40</b>    | <b>26</b> | <b>10</b> | <b>2</b> | <b>2</b> | <b>56</b> | <b>42</b>    | <b>12</b> | <b>15</b> | <b>12</b> | <b>3</b> | <b>39</b> |

## COLUMBUS

| YEAR          | OVERALL      |          |          |          |          | HOME      |              |          |          |          | ROAD     |           |              |          |          |          |          |           |
|---------------|--------------|----------|----------|----------|----------|-----------|--------------|----------|----------|----------|----------|-----------|--------------|----------|----------|----------|----------|-----------|
|               | GP           | W        | L        | T        | OTL      | PTS       | GP           | W        | L        | T        | OTL      | PTS       | GP           | W        | L        | T        | OTL      | PTS       |
| 2000-01       | 1            | 1        | 0        | 0        | 0        | 2         | Did Not Play |          |          |          |          |           | 1            | 1        | 0        | 0        | 0        | 2         |
| 2001-02       | 2            | 0        | 0        | 2        | 0        | 2         | 1            | 0        | 0        | 1        | 0        | 1         | 1            | 0        | 0        | 1        | 0        | 1         |
| 2002-03       | 1            | 1        | 0        | 0        | 0        | 2         | 1            | 1        | 0        | 0        | 0        | 2         | Did Not Play |          |          |          |          |           |
| 2003-04       | 1            | 0        | 0        | 1        | 0        | 1         | Did Not Play |          |          |          |          |           | 1            | 0        | 0        | 1        | 0        | 1         |
| 2005-06       | 1            | 1        | 0        | --       | 0        | 2         | Did Not Play |          |          |          |          |           | 1            | 1        | 0        | --       | 0        | 2         |
| 2006-07       | 1            | 1        | 0        | --       | 0        | 2         | 1            | 1        | 0        | --       | 0        | 2         | Did Not Play |          |          |          |          |           |
| 2007-08       | Did Not Play |          |          |          |          |           | Did Not Play |          |          |          |          |           | Did Not Play |          |          |          |          |           |
| 2008-09       | 1            | 0        | 1        | --       | 0        | 0         | Did Not Play |          |          |          |          |           | 1            | 0        | 1        | --       | 0        | 0         |
| 2009-10       | 1            | 1        | 0        | --       | 0        | 2         | 1            | 1        | 0        | --       | 0        | 2         | Did Not Play |          |          |          |          |           |
| 2010-11       | 1            | 0        | 1        | --       | 0        | 0         | Did Not Play |          |          |          |          |           | 1            | 0        | 1        | --       | 0        | 0         |
| 2011-12       | 1            | 1        | 0        | --       | 0        | 2         | 1            | 1        | 0        | --       | 0        | 2         | Did Not Play |          |          |          |          |           |
| 2012-13       | Did Not Play |          |          |          |          |           | Did Not Play |          |          |          |          |           | Did Not Play |          |          |          |          |           |
| 2013-14       | 4            | 1        | 3        | --       | 0        | 2         | 2            | 1        | 1        | --       | 0        | 2         | 2            | 0        | 2        | --       | 0        | 0         |
| 2014-15       | 5            | 1        | 2        | --       | 2        | 4         | 3            | 1        | 2        | --       | 0        | 2         | 2            | 0        | 0        | --       | 2        | 2         |
| 2015-16       | 4            | 1        | 1        | --       | 2        | 4         | 2            | 0        | 0        | --       | 2        | 2         | 2            | 0        | 2        | --       | 0        | 0         |
| <b>TOTALS</b> | <b>24</b>    | <b>9</b> | <b>8</b> | <b>3</b> | <b>4</b> | <b>25</b> | <b>12</b>    | <b>7</b> | <b>4</b> | <b>1</b> | <b>0</b> | <b>15</b> | <b>12</b>    | <b>2</b> | <b>4</b> | <b>2</b> | <b>4</b> | <b>10</b> |

\*Record includes game played at neutral site.



# FLYERS REGULAR SEASON RECORD VS. NHL TEAMS 1967-2016

## DALLAS/MINNESOTA

| YEAR          | OVERALL    |              |           |           |          | HOME       |           |              |           |           | ROAD     |            |           |              |           |           |          |           |
|---------------|------------|--------------|-----------|-----------|----------|------------|-----------|--------------|-----------|-----------|----------|------------|-----------|--------------|-----------|-----------|----------|-----------|
|               | GP         | W            | L         | T         | PTS      | GP         | W         | L            | T         | PTS       | GP       | W          | L         | T            | PTS       |           |          |           |
| 1967-68       | 10         | 6            | 3         | 1         | --       | 13         | *5        | 3            | 2         | 0         | --       | 6          | 5         | 3            | 1         | --        | 7        |           |
| 1968-69       | 8          | 3            | 2         | 3         | --       | 9          | 4         | 1            | 1         | 2         | --       | 4          | 4         | 2            | 1         | --        | 5        |           |
| 1969-70       | 8          | 4            | 3         | 1         | --       | 9          | 4         | 3            | 1         | 0         | --       | 6          | 4         | 1            | 2         | --        | 3        |           |
| 1970-71       | 6          | 2            | 1         | 3         | --       | 7          | 3         | 2            | 0         | 1         | --       | 5          | 3         | 0            | 1         | 2         | --       | 2         |
| 1971-72       | 6          | 1            | 3         | 2         | --       | 4          | 3         | 1            | 1         | 1         | --       | 3          | 3         | 0            | 2         | 1         | --       | 1         |
| 1972-73       | 5          | 3            | 2         | 0         | --       | 6          | 3         | 3            | 0         | 0         | --       | 6          | 2         | 0            | 2         | 0         | --       | 0         |
| 1973-74       | 6          | 4            | 0         | 2         | --       | 10         | 3         | 2            | 0         | 1         | --       | 5          | 3         | 2            | 0         | 1         | --       | 5         |
| 1974-75       | 5          | 4            | 1         | 0         | --       | 8          | 3         | 3            | 0         | 0         | --       | 6          | 2         | 1            | 1         | 0         | --       | 2         |
| 1975-76       | 5          | 3            | 0         | 2         | --       | 8          | 2         | 2            | 0         | 0         | --       | 4          | 3         | 1            | 0         | 2         | --       | 4         |
| 1976-77       | 5          | 3            | 0         | 2         | --       | 8          | 2         | 2            | 0         | 0         | --       | 4          | 3         | 1            | 0         | 2         | --       | 4         |
| 1977-78       | 5          | 3            | 2         | 0         | --       | 6          | 3         | 1            | 2         | 0         | --       | 2          | 2         | 2            | 0         | 0         | --       | 4         |
| 1978-79       | 4          | 2            | 2         | 0         | --       | 4          | 2         | 2            | 0         | 0         | --       | 4          | 2         | 0            | 2         | 0         | --       | 0         |
| 1979-80       | 4          | 3            | 1         | 0         | --       | 6          | 2         | 2            | 0         | 0         | --       | 4          | 2         | 1            | 1         | 0         | --       | 2         |
| 1980-81       | 4          | 2            | 1         | 1         | --       | 5          | 2         | 1            | 0         | 1         | --       | 3          | 2         | 1            | 1         | 0         | --       | 2         |
| 1981-82       | 3          | 1            | 1         | 1         | --       | 3          | 2         | 1            | 0         | 1         | --       | 3          | 1         | 0            | 1         | 0         | --       | 0         |
| 1982-83       | 3          | 1            | 1         | 1         | --       | 3          | 1         | 1            | 0         | 0         | --       | 2          | 2         | 0            | 1         | 1         | --       | 1         |
| 1983-84       | 3          | 0            | 1         | 2         | --       | 2          | 2         | 0            | 0         | 2         | --       | 2          | 1         | 0            | 1         | 0         | --       | 0         |
| 1984-85       | 3          | 3            | 0         | 0         | --       | 6          | 1         | 1            | 0         | 0         | --       | 2          | 2         | 2            | 0         | 0         | --       | 4         |
| 1985-86       | 3          | 2            | 0         | 1         | --       | 5          | 2         | 1            | 0         | 1         | --       | 3          | 1         | 1            | 0         | 0         | --       | 2         |
| 1986-87       | 3          | 1            | 2         | 0         | --       | 2          | 1         | 1            | 0         | 0         | --       | 2          | 2         | 0            | 2         | 0         | --       | 0         |
| 1987-88       | 3          | 2            | 1         | 0         | --       | 4          | 2         | 1            | 1         | 0         | --       | 2          | 1         | 1            | 0         | 0         | --       | 2         |
| 1988-89       | 3          | 2            | 1         | 0         | --       | 4          | 1         | 1            | 0         | 0         | --       | 2          | 2         | 1            | 1         | 0         | --       | 2         |
| 1989-90       | 3          | 2            | 1         | 0         | --       | 4          | 2         | 2            | 0         | 0         | --       | 4          | 1         | 0            | 1         | 0         | --       | 0         |
| 1990-91       | 3          | 1            | 1         | 1         | --       | 3          | 1         | 1            | 0         | 0         | --       | 2          | 2         | 0            | 1         | 1         | --       | 1         |
| 1991-92       | 3          | 3            | 0         | 0         | --       | 6          | 1         | 1            | 0         | 0         | --       | 2          | 2         | 2            | 0         | 0         | --       | 4         |
| 1992-93       | 2          | 1            | 1         | 0         | --       | 2          | 1         | 1            | 0         | 0         | --       | 2          | 1         | 0            | 1         | 0         | --       | 0         |
| 1993-94       | 2          | 0            | 2         | 0         | --       | 0          | 1         | 0            | 1         | 0         | --       | 0          | 1         | 0            | 1         | 0         | --       | 0         |
| 1994-95       |            | Did Not Play |           |           |          |            |           | Did Not Play |           |           |          |            |           | Did Not Play |           |           |          |           |
| 1995-96       | 2          | 1            | 0         | 1         | --       | 3          | 1         | 1            | 0         | 0         | --       | 2          | 1         | 0            | 0         | 1         | --       | 1         |
| 1996-97       | 2          | 1            | 0         | 1         | --       | 3          | 1         | 0            | 0         | 1         | --       | 1          | 1         | 1            | 0         | 0         | --       | 2         |
| 1997-98       | 2          | 0            | 1         | 1         | --       | 1          | 1         | 0            | 0         | 1         | --       | 1          | 1         | 0            | 1         | 0         | --       | 0         |
| 1998-99       | 1          | 0            | 0         | 1         | --       | 1          | 1         | 0            | 0         | 1         | --       | 1          |           | Did Not Play |           |           |          |           |
| 1999-00       | 2          | 0            | 1         | 1         | 0        | 1          | 1         | 0            | 0         | 1         | 0        | 1          | 1         | 0            | 1         | 0         | 0        | 0         |
| 2000-01       | 1          | 0            | 1         | 0         | 0        | 0          |           | Did Not Play |           |           |          |            | 1         | 0            | 1         | 0         | 0        | 0         |
| 2001-02       | 2          | 1            | 0         | 1         | 0        | 3          | 1         | 1            | 0         | 0         | 0        | 2          | 1         | 0            | 0         | 1         | 0        | 1         |
| 2002-03       | 1          | 0            | 0         | 1         | 0        | 1          | 1         | 0            | 0         | 1         | 0        | 1          |           | Did Not Play |           |           |          |           |
| 2003-04       | 2          | 0            | 0         | 2         | 0        | 2          | 1         | 0            | 0         | 1         | 0        | 1          | 1         | 0            | 0         | 1         | 0        | 1         |
| 2005-06       |            | Did Not Play |           |           |          |            |           | Did Not Play |           |           |          |            |           | Did Not Play |           |           |          |           |
| 2006-07       | 1          | 0            | 1         | --        | 0        | 0          |           | Did Not Play |           |           |          |            | 1         | 0            | 1         | --        | 0        | 0         |
| 2007-08       | 1          | 0            | 1         | --        | 0        | 0          | 1         | 0            | 1         | --        | 0        | 0          |           | Did Not Play |           |           |          |           |
| 2008-09       | 1          | 1            | 0         | --        | 0        | 0          | 1         | 1            | 0         | --        | 0        | 0          |           | Did Not Play |           |           |          |           |
| 2009-10       | 2          | 2            | 0         | --        | 0        | 2          | 1         | 1            | 0         | --        | 0        | 2          | 1         | 1            | 0         | --        | 0        | 2         |
| 2010-11       | 2          | 2            | 0         | --        | 0        | 4          | 1         | 1            | 0         | --        | 0        | 2          | 1         | 1            | 0         | --        | 0        | 2         |
| 2011-12       | 1          | 1            | 0         | --        | 0        | 2          |           | Did Not Play |           |           |          |            | 1         | 1            | 0         | --        | 0        | 2         |
| 2012-13       |            | Did Not Play |           |           |          |            |           | Did Not Play |           |           |          |            |           | Did Not Play |           |           |          |           |
| 2013-14       | 2          | 1            | 1         | --        | 0        | 2          | 1         | 1            | 0         | --        | 0        | 2          | 1         | 0            | 1         | --        | 0        | 0         |
| 2014-15       | 2          | 1            | 1         | --        | 0        | 2          | 1         | 0            | 1         | --        | 0        | 0          | 1         | 1            | 0         | --        | 0        | 2         |
| 2015-16       | 2          | 0            | 2         | --        | 0        | 0          | 1         | 0            | 1         | --        | 0        | 0          | 1         | 0            | 1         | --        | 0        | 0         |
| <b>TOTALS</b> | <b>147</b> | <b>73</b>    | <b>42</b> | <b>32</b> | <b>0</b> | <b>178</b> | <b>74</b> | <b>46</b>    | <b>12</b> | <b>16</b> | <b>0</b> | <b>108</b> | <b>73</b> | <b>27</b>    | <b>30</b> | <b>16</b> | <b>0</b> | <b>70</b> |

\*Record includes game played at neutral site.



# FLYERS REGULAR SEASON RECORD VS. NHL TEAMS 1967-2016

## DETROIT

| YEAR          | OVERALL      |           |           |           |          |            | HOME         |           |           |           |          |           | ROAD         |           |           |           |          |           |
|---------------|--------------|-----------|-----------|-----------|----------|------------|--------------|-----------|-----------|-----------|----------|-----------|--------------|-----------|-----------|-----------|----------|-----------|
|               | GP           | W         | L         | T         | OTL      | PTS        | GP           | W         | L         | T         | OTL      | PTS       | GP           | W         | L         | T         | OTL      | PTS       |
| 1967-68       | 4            | 1         | 3         | 0         | --       | 2          | 2            | 1         | 1         | 0         | --       | 2         | 2            | 0         | 2         | 0         | --       | 0         |
| 1968-69       | 6            | 1         | 3         | 2         | --       | 4          | 3            | 1         | 2         | 0         | --       | 2         | 3            | 0         | 1         | 2         | --       | 2         |
| 1969-70       | 6            | 1         | 3         | 2         | --       | 4          | 3            | 0         | 1         | 2         | --       | 2         | 3            | 1         | 2         | 0         | --       | 2         |
| 1970-71       | 6            | 2         | 3         | 1         | --       | 5          | 3            | 1         | 1         | 1         | --       | 3         | 3            | 1         | 2         | 0         | --       | 2         |
| 1971-72       | 6            | 2         | 3         | 1         | --       | 5          | 3            | 1         | 1         | 1         | --       | 3         | 3            | 1         | 2         | 0         | --       | 2         |
| 1972-73       | 5            | 1         | 3         | 1         | --       | 3          | 2            | 1         | 0         | 1         | --       | 3         | 3            | 0         | 3         | 0         | --       | 0         |
| 1973-74       | 5            | 5         | 0         | 0         | --       | 10         | 3            | 3         | 0         | 0         | --       | 6         | 2            | 2         | 0         | 0         | --       | 4         |
| 1974-75       | 4            | 2         | 1         | 1         | --       | 5          | 2            | 2         | 0         | 0         | --       | 4         | 2            | 0         | 1         | 1         | --       | 1         |
| 1975-76       | 4            | 2         | 2         | 0         | --       | 4          | 2            | 2         | 0         | 0         | --       | 4         | 2            | 0         | 2         | 0         | --       | 0         |
| 1976-77       | 4            | 3         | 1         | 0         | --       | 6          | 2            | 2         | 0         | 0         | --       | 4         | 2            | 1         | 1         | 0         | --       | 2         |
| 1977-78       | 4            | 2         | 1         | 1         | --       | 5          | 2            | 2         | 0         | 0         | --       | 4         | 2            | 0         | 1         | 1         | --       | 1         |
| 1978-79       | 4            | 2         | 0         | 2         | --       | 6          | 2            | 1         | 0         | 1         | --       | 3         | 2            | 1         | 0         | 1         | --       | 3         |
| 1979-80       | 4            | 3         | 0         | 1         | --       | 7          | 2            | 1         | 0         | 1         | --       | 3         | 2            | 2         | 0         | 0         | --       | 4         |
| 1980-81       | 4            | 3         | 1         | 0         | --       | 6          | 2            | 2         | 0         | 0         | --       | 4         | 2            | 1         | 1         | 0         | --       | 2         |
| 1981-82       | 3            | 2         | 0         | 1         | --       | 5          | 1            | 0         | 0         | 1         | --       | 1         | 2            | 2         | 0         | 0         | --       | 4         |
| 1982-83       | 3            | 3         | 0         | 0         | --       | 6          | 2            | 2         | 0         | 0         | --       | 4         | 1            | 1         | 0         | 0         | --       | 2         |
| 1983-84       | 3            | 1         | 0         | 2         | --       | 4          | 1            | 0         | 0         | 1         | --       | 1         | 2            | 1         | 0         | 1         | --       | 3         |
| 1984-85       | 3            | 2         | 0         | 1         | --       | 5          | 2            | 2         | 0         | 0         | --       | 4         | 1            | 0         | 0         | 1         | --       | 1         |
| 1985-86       | 3            | 2         | 1         | 0         | --       | 4          | 1            | 1         | 0         | 0         | --       | 2         | 2            | 1         | 1         | 0         | --       | 2         |
| 1986-87       | 3            | 2         | 1         | 0         | --       | 4          | 2            | 1         | 1         | 0         | --       | 2         | 1            | 1         | 0         | 0         | --       | 2         |
| 1987-88       | 3            | 2         | 0         | 1         | --       | 5          | 1            | 1         | 0         | 0         | --       | 2         | 2            | 1         | 0         | 1         | --       | 3         |
| 1988-89       | 3            | 1         | 2         | 0         | --       | 2          | 2            | 0         | 2         | 0         | --       | 0         | 1            | 1         | 0         | 0         | --       | 2         |
| 1989-90       | 3            | 0         | 1         | 2         | --       | 2          | 1            | 0         | 0         | 1         | --       | 1         | 2            | 0         | 1         | 1         | --       | 1         |
| 1990-91       | 3            | 1         | 2         | 0         | --       | 2          | 2            | 1         | 1         | 0         | --       | 2         | 1            | 0         | 1         | 0         | --       | 0         |
| 1991-92       | 2            | 1         | 1         | 0         | --       | 2          | 1            | 1         | 0         | 0         | --       | 2         | 1            | 0         | 1         | 0         | --       | 0         |
| 1992-93       | 3            | 0         | 2         | 1         | --       | 1          | 2            | 0         | 1         | 1         | --       | 1         | 1            | 0         | 1         | 0         | --       | 0         |
| 1993-94       | 2            | 0         | 2         | 0         | --       | 0          | 1            | 0         | 1         | 0         | --       | 0         | 1            | 0         | 1         | 0         | --       | 0         |
| 1994-95       | Did Not Play |           |           |           |          |            | Did Not Play |           |           |           |          |           | Did Not Play |           |           |           |          |           |
| 1995-96       | 2            | 1         | 1         | 0         | --       | 2          | 1            | 1         | 0         | 0         | --       | 2         | 1            | 0         | 1         | 0         | --       | 0         |
| 1996-97       | 2            | 0         | 1         | 1         | --       | 1          | 1            | 0         | 1         | 0         | --       | 0         | 1            | 0         | 0         | 1         | --       | 1         |
| 1997-98       | 2            | 1         | 1         | 0         | --       | 2          | 1            | 1         | 0         | 0         | --       | 2         | 1            | 0         | 1         | 0         | --       | 0         |
| 1998-99       | 2            | 1         | 1         | 0         | --       | 2          | 1            | 1         | 0         | 0         | --       | 2         | 1            | 0         | 1         | 0         | --       | 0         |
| 1999-00       | 1            | 0         | 1         | 0         | 0        | 0          | Did Not Play |           |           |           |          |           | 1            | 0         | 1         | 0         | 0        | 0         |
| 2000-01       | 2            | 1         | 1         | 0         | 0        | 2          | 1            | 1         | 0         | 0         | 0        | 2         | 1            | 0         | 1         | 0         | 0        | 0         |
| 2001-02       | 1            | 0         | 1         | 0         | 0        | 0          | Did Not Play |           |           |           |          |           | 1            | 0         | 1         | 0         | 0        | 0         |
| 2002-03       | 1            | 1         | 0         | 0         | 0        | 2          | 1            | 1         | 0         | 0         | 0        | 2         | Did Not Play |           |           |           |          |           |
| 2003-04       | 1            | 0         | 1         | 0         | 0        | 0          | Did Not Play |           |           |           |          |           | 1            | 0         | 1         | 0         | 0        | 0         |
| 2005-06       | 1            | 0         | 1         | --        | 0        | 0          | Did Not Play |           |           |           |          |           | 1            | 0         | 1         | --        | 0        | 0         |
| 2006-07       | 1            | 1         | 0         | --        | 0        | 2          | 1            | 1         | 0         | --        | 0        | 2         | Did Not Play |           |           |           |          |           |
| 2007-08       | Did Not Play |           |           |           |          |            | Did Not Play |           |           |           |          |           | Did Not Play |           |           |           |          |           |
| 2008-09       | 1            | 0         | 1         | --        | 0        | 0          | Did Not Play |           |           |           |          |           | 1            | 0         | 1         | --        | 0        | 0         |
| 2009-10       | 1            | 1         | 0         | --        | 0        | 2          | 1            | 1         | 0         | --        | 0        | 2         | Did Not Play |           |           |           |          |           |
| 2010-11       | 1            | 1         | 0         | --        | 0        | 2          | Did Not Play |           |           |           |          |           | 1            | 1         | 0         | --        | 0        | 2         |
| 2011-12       | 2            | 1         | 1         | --        | 0        | 2          | 1            | 1         | 0         | --        | 0        | 2         | 1            | 0         | 1         | --        | 0        | 0         |
| 2012-13       | Did Not Play |           |           |           |          |            | Did Not Play |           |           |           |          |           | Did Not Play |           |           |           |          |           |
| 2013-14       | 3            | 2         | 1         | --        | 0        | 4          | 1            | 1         | 0         | --        | 0        | 2         | 2            | 1         | 1         | --        | 0        | 2         |
| 2014-15       | 3            | 2         | 1         | --        | 0        | 4          | 2            | 2         | 0         | --        | 0        | 4         | 1            | 0         | 1         | --        | 0        | 0         |
| 2015-16       | 3            | 2         | 1         | --        | 0        | 4          | 1            | 1         | 0         | --        | 0        | 2         | 2            | 1         | 1         | --        | 0        | 2         |
| <b>TOTALS</b> | <b>133</b>   | <b>62</b> | <b>50</b> | <b>21</b> | <b>0</b> | <b>145</b> | <b>65</b>    | <b>41</b> | <b>13</b> | <b>11</b> | <b>0</b> | <b>93</b> | <b>68</b>    | <b>21</b> | <b>37</b> | <b>10</b> | <b>0</b> | <b>52</b> |

\*Record includes game played at neutral site.



# FLYERS REGULAR SEASON RECORD VS. NHL TEAMS 1967-2016

## EDMONTON

| YEAR          | OVERALL      |           |           |          |          | HOME      |              |           |           |          | ROAD     |           |              |          |           |          |          |           |
|---------------|--------------|-----------|-----------|----------|----------|-----------|--------------|-----------|-----------|----------|----------|-----------|--------------|----------|-----------|----------|----------|-----------|
|               | GP           | W         | L         | T        | OTL      | PTS       | GP           | W         | L         | T        | OTL      | PTS       | GP           | W        | L         | T        | OTL      | PTS       |
| 1979-80       | 4            | 3         | 0         | 1        | --       | 7         | 2            | 2         | 0         | 0        | --       | 4         | 2            | 1        | 0         | 1        | --       | 3         |
| 1980-81       | 4            | 2         | 2         | 0        | --       | 4         | 2            | 1         | 1         | 0        | --       | 2         | 2            | 1        | 1         | 0        | --       | 2         |
| 1981-82       | 3            | 1         | 2         | 0        | --       | 2         | 1            | 1         | 0         | 0        | --       | 2         | 2            | 0        | 2         | 0        | --       | 0         |
| 1982-83       | 3            | 2         | 1         | 0        | --       | 4         | 2            | 1         | 1         | 0        | --       | 2         | 1            | 1        | 0         | 0        | --       | 2         |
| 1983-84       | 3            | 2         | 0         | 1        | --       | 5         | 1            | 1         | 0         | 0        | --       | 2         | 2            | 1        | 0         | 1        | --       | 3         |
| 1984-85       | 3            | 3         | 0         | 0        | --       | 6         | 2            | 2         | 0         | 0        | --       | 4         | 1            | 1        | 0         | 0        | --       | 2         |
| 1985-86       | 3            | 1         | 2         | 0        | --       | 2         | 1            | 1         | 0         | 0        | --       | 2         | 2            | 0        | 2         | 0        | --       | 0         |
| 1986-87       | 3            | 2         | 1         | 0        | --       | 4         | 2            | 2         | 0         | 0        | --       | 4         | 1            | 0        | 1         | 0        | --       | 0         |
| 1987-88       | 3            | 1         | 2         | 0        | --       | 2         | 1            | 1         | 0         | 0        | --       | 2         | 2            | 0        | 2         | 0        | --       | 0         |
| 1988-89       | 3            | 0         | 1         | 2        | --       | 2         | 2            | 0         | 1         | 1        | --       | 1         | 1            | 0        | 0         | 1        | --       | 1         |
| 1989-90       | 3            | 1         | 2         | 0        | --       | 2         | 1            | 1         | 0         | 0        | --       | 2         | 2            | 0        | 2         | 0        | --       | 0         |
| 1990-91       | 3            | 0         | 3         | 0        | --       | 0         | 2            | 0         | 2         | 0        | --       | 0         | 1            | 0        | 1         | 0        | --       | 0         |
| 1991-92       | 3            | 2         | 1         | 0        | --       | 4         | 2            | 2         | 0         | 0        | --       | 4         | 1            | 0        | 1         | 0        | --       | 0         |
| 1992-93       | 2            | 1         | 0         | 1        | --       | 3         | 1            | 1         | 0         | 0        | --       | 2         | 1            | 0        | 0         | 1        | --       | 1         |
| 1993-94       | 2            | 0         | 2         | 0        | --       | 0         | 1            | 0         | 1         | 0        | --       | 0         | 1            | 0        | 1         | 0        | --       | 0         |
| 1994-95       | Did Not Play |           |           |          |          |           | Did Not Play |           |           |          |          |           | Did Not Play |          |           |          |          |           |
| 1995-96       | 2            | 1         | 1         | 0        | --       | 2         | 1            | 1         | 0         | 0        | --       | 2         | 1            | 0        | 1         | 0        | --       | 0         |
| 1996-97       | 2            | 2         | 0         | 0        | --       | 4         | 1            | 1         | 0         | 0        | --       | 2         | 1            | 1        | 0         | 0        | --       | 2         |
| 1997-98       | 2            | 2         | 0         | 0        | --       | 4         | 1            | 1         | 0         | 0        | --       | 2         | 1            | 1        | 0         | 0        | --       | 2         |
| 1998-99       | 2            | 0         | 0         | 2        | --       | 2         | 1            | 0         | 0         | 1        | --       | 1         | 1            | 0        | 0         | 1        | --       | 1         |
| 1999-00       | 1            | 0         | 1         | 0        | 0        | 0         | 1            | 0         | 1         | 0        | 0        | 0         | Did Not Play |          |           |          |          |           |
| 2000-01       | 2            | 2         | 0         | 0        | 0        | 4         | 1            | 1         | 0         | 0        | 0        | 2         | 1            | 1        | 0         | 0        | 0        | 2         |
| 2001-02       | 1            | 0         | 1         | 0        | 0        | 0         | 1            | 0         | 1         | 0        | 0        | 0         | Did Not Play |          |           |          |          |           |
| 2002-03       | 1            | 0         | 0         | 1        | 0        | 1         | Did Not Play |           |           |          |          | 0         | 0            | 1        | 0         | 1        |          |           |
| 2003-04       | 1            | 0         | 1         | 0        | 0        | 0         | 1            | 0         | 1         | 0        | 0        | 0         | Did Not Play |          |           |          |          |           |
| 2005-06       | 1            | 0         | 1         | --       | 0        | 0         | 1            | 0         | 1         | --       | 0        | 0         | Did Not Play |          |           |          |          |           |
| 2006-07       | Did Not Play |           |           |          |          |           | Did Not Play |           |           |          |          |           | Did Not Play |          |           |          |          |           |
| 2007-08       | 1            | 0         | 1         | --       | 0        | 0         | Did Not Play |           |           |          |          | 1         | 0            | 1        | --        | 0        | 0        |           |
| 2008-09       | 1            | 0         | 1         | --       | 0        | 0         | 1            | 0         | 1         | --       | 0        | 0         | Did Not Play |          |           |          |          |           |
| 2009-10       | 1            | 0         | 1         | --       | 0        | 0         | Did Not Play |           |           |          |          | 1         | 0            | 1        | --        | 0        | 0        |           |
| 2010-11       | 1            | 1         | 0         | --       | 0        | 2         | 1            | 1         | 0         | --       | 0        | 2         | Did Not Play |          |           |          |          |           |
| 2011-12       | 1            | 0         | 1         | --       | 0        | 0         | Did Not Play |           |           |          |          | 1         | 0            | 1        | --        | 0        | 0        |           |
| 2012-13       | Did Not Play |           |           |          |          |           | Did Not Play |           |           |          |          |           | Did Not Play |          |           |          |          |           |
| 2013-14       | 2            | 2         | 0         | --       | 0        | 4         | 1            | 1         | 0         | --       | 0        | 2         | 1            | 1        | 0         | --       | 0        | 2         |
| 2014-15       | 2            | 1         | 0         | --       | 1        | 3         | 1            | 1         | 0         | --       | 0        | 2         | 1            | 0        | 0         | --       | 1        | 1         |
| 2015-16       | 2            | 0         | 2         | --       | 0        | 0         | 1            | 0         | 1         | --       | 0        | 0         | 1            | 0        | 1         | --       | 0        | 0         |
| <b>TOTALS</b> | <b>71</b>    | <b>32</b> | <b>30</b> | <b>8</b> | <b>1</b> | <b>73</b> | <b>37</b>    | <b>23</b> | <b>12</b> | <b>2</b> | <b>0</b> | <b>48</b> | <b>34</b>    | <b>9</b> | <b>18</b> | <b>6</b> | <b>1</b> | <b>25</b> |

## FLORIDA

| YEAR          | OVERALL   |           |           |          |          | HOME       |           |           |           |          | ROAD     |           |           |           |           |          |          |           |
|---------------|-----------|-----------|-----------|----------|----------|------------|-----------|-----------|-----------|----------|----------|-----------|-----------|-----------|-----------|----------|----------|-----------|
|               | GP        | W         | L         | T        | OTL      | PTS        | GP        | W         | L         | T        | OTL      | PTS       | GP        | W         | L         | T        | OTL      | PTS       |
| 1993-94       | 5         | 3         | 1         | 1        | --       | 7          | 3         | 2         | 0         | 1        | --       | 5         | 2         | 1         | 1         | 0        | --       | 2         |
| 1994-95       | 4         | 2         | 1         | 1        | --       | 5          | 2         | 0         | 1         | 1        | --       | 1         | 2         | 2         | 0         | 0        | --       | 4         |
| 1995-96       | 5         | 2         | 2         | 1        | --       | 5          | 2         | 0         | 1         | 1        | --       | 1         | 3         | 2         | 1         | 0        | --       | 4         |
| 1996-97       | 5         | 3         | 2         | 0        | --       | 6          | 3         | 1         | 2         | 0        | --       | 2         | 2         | 2         | 0         | 0        | --       | 4         |
| 1997-98       | 6         | 4         | 2         | 0        | --       | 8          | 3         | 2         | 1         | 0        | --       | 4         | 3         | 2         | 1         | 0        | --       | 4         |
| 1998-99       | 4         | 1         | 2         | 1        | --       | 3          | 2         | 0         | 1         | 1        | --       | 1         | 2         | 1         | 1         | 0        | --       | 2         |
| 1999-00       | 4         | 3         | 1         | 0        | 0        | 6          | 2         | 2         | 0         | 0        | 0        | 4         | 2         | 1         | 1         | 0        | 0        | 2         |
| 2000-01       | 4         | 3         | 1         | 0        | 0        | 6          | 2         | 1         | 1         | 0        | 0        | 2         | 2         | 2         | 0         | 0        | 0        | 4         |
| 2001-02       | 4         | 3         | 0         | 1        | 0        | 7          | 2         | 1         | 0         | 1        | 0        | 3         | 2         | 2         | 0         | 0        | 0        | 4         |
| 2002-03       | 4         | 2         | 1         | 1        | 0        | 5          | 2         | 0         | 1         | 1        | 0        | 1         | 2         | 2         | 0         | 0        | 0        | 4         |
| 2003-04       | 4         | 2         | 0         | 1        | 1        | 6          | 2         | 1         | 0         | 0        | 1        | 3         | 2         | 1         | 0         | 1        | 0        | 3         |
| 2005-06       | 4         | 4         | 0         | --       | 0        | 8          | 2         | 2         | 0         | --       | 0        | 4         | 2         | 2         | 0         | --       | 0        | 4         |
| 2006-07       | 4         | 0         | 4         | --       | 0        | 0          | 2         | 0         | 2         | --       | 0        | 0         | 2         | 0         | 2         | --       | 0        | 0         |
| 2007-08       | 4         | 2         | 1         | --       | 1        | 5          | 2         | 1         | 0         | --       | 1        | 3         | 2         | 1         | 1         | --       | 0        | 2         |
| 2008-09       | 4         | 2         | 2         | --       | 0        | 4          | 2         | 1         | 1         | --       | 0        | 2         | 2         | 1         | 1         | --       | 0        | 2         |
| 2009-10       | 4         | 1         | 3         | --       | 0        | 2          | 2         | 1         | 1         | --       | 0        | 2         | 2         | 0         | 2         | --       | 0        | 0         |
| 2010-11       | 4         | 3         | 1         | --       | 0        | 6          | 2         | 1         | 1         | --       | 0        | 2         | 2         | 2         | 0         | --       | 0        | 4         |
| 2011-12       | 4         | 3         | 1         | --       | 0        | 6          | 2         | 1         | 1         | --       | 0        | 2         | 2         | 2         | 0         | --       | 0        | 4         |
| 2012-13       | 3         | 1         | 1         | --       | 1        | 3          | 2         | 0         | 2         | --       | 1        | 1         | 1         | 1         | 0         | --       | 0        | 2         |
| 2013-14       | 3         | 2         | 1         | --       | 0        | 4          | 1         | 1         | 0         | --       | 0        | 2         | 2         | 1         | 1         | --       | 0        | 2         |
| 2014-15       | 3         | 1         | 1         | --       | 1        | 3          | 2         | 1         | 0         | --       | 1        | 3         | 1         | 0         | 1         | --       | 0        | 0         |
| 2015-16       | 3         | 1         | 1         | --       | 1        | 3          | 1         | 1         | 0         | --       | 0        | 2         | 2         | 0         | 1         | --       | 1        | 1         |
| <b>TOTALS</b> | <b>89</b> | <b>48</b> | <b>29</b> | <b>7</b> | <b>5</b> | <b>108</b> | <b>45</b> | <b>20</b> | <b>15</b> | <b>6</b> | <b>4</b> | <b>50</b> | <b>44</b> | <b>28</b> | <b>14</b> | <b>1</b> | <b>1</b> | <b>58</b> |

\*Record includes game played at neutral site.





# FLYERS REGULAR SEASON RECORD

## VS. NHL TEAMS 1967-2016

### LOS ANGELES

| YEAR          | OVERALL      |           |           |           |          |            | HOME         |           |           |          |          |           | ROAD         |           |           |          |          |           |
|---------------|--------------|-----------|-----------|-----------|----------|------------|--------------|-----------|-----------|----------|----------|-----------|--------------|-----------|-----------|----------|----------|-----------|
|               | GP           | W         | L         | T         | OTL      | PTS        | GP           | W         | L         | T        | OTL      | PTS       | GP           | W         | L         | T        | OTL      | PTS       |
| 1967-68       | 10           | 4         | 5         | 1         | --       | 9          | 5*           | 2         | 2         | 1        | --       | 5         | 5*           | 2         | 3         | 0        | --       | 4         |
| 1968-69       | 8            | 4         | 3         | 1         | --       | 9          | 4            | 3         | 1         | 0        | --       | 6         | 4            | 1         | 2         | 1        | --       | 3         |
| 1969-70       | 8            | 5         | 2         | 1         | --       | 11         | 4            | 3         | 0         | 1        | --       | 7         | 4            | 2         | 2         | 0        | --       | 4         |
| 1970-71       | 6            | 2         | 1         | 3         | --       | 7          | 3            | 1         | 1         | 1        | --       | 3         | 3            | 1         | 0         | 2        | --       | 4         |
| 1971-72       | 6            | 3         | 2         | 1         | --       | 7          | 3            | 1         | 1         | 1        | --       | 3         | 3            | 2         | 1         | 0        | --       | 4         |
| 1972-73       | 6            | 2         | 4         | 0         | --       | 4          | 3            | 1         | 2         | 0        | --       | 2         | 3            | 1         | 2         | 0        | --       | 2         |
| 1973-74       | 5            | 2         | 2         | 1         | --       | 5          | 2            | 1         | 1         | 0        | --       | 2         | 3            | 1         | 1         | 1        | --       | 3         |
| 1974-75       | 4            | 2         | 1         | 1         | --       | 5          | 2            | 1         | 1         | 0        | --       | 2         | 2            | 1         | 0         | 1        | --       | 3         |
| 1975-76       | 4            | 2         | 0         | 2         | --       | 6          | 2            | 1         | 0         | 1        | --       | 3         | 2            | 1         | 0         | 1        | --       | 3         |
| 1976-77       | 4            | 4         | 0         | 0         | --       | 8          | 2            | 2         | 0         | 0        | --       | 4         | 2            | 2         | 0         | 0        | --       | 4         |
| 1977-78       | 4            | 3         | 0         | 1         | --       | 7          | 2            | 1         | 0         | 1        | --       | 3         | 2            | 2         | 0         | 0        | --       | 4         |
| 1978-79       | 4            | 4         | 0         | 0         | --       | 8          | 2            | 2         | 0         | 0        | --       | 4         | 2            | 2         | 0         | 0        | --       | 4         |
| 1979-80       | 4            | 4         | 0         | 0         | --       | 8          | 2            | 2         | 0         | 0        | --       | 4         | 2            | 2         | 0         | 0        | --       | 4         |
| 1980-81       | 4            | 4         | 0         | 0         | --       | 8          | 2            | 2         | 0         | 0        | --       | 4         | 2            | 2         | 0         | 0        | --       | 4         |
| 1981-82       | 3            | 2         | 0         | 1         | --       | 5          | 2            | 2         | 0         | 0        | --       | 4         | 1            | 0         | 0         | 1        | --       | 1         |
| 1982-83       | 3            | 2         | 1         | 0         | --       | 4          | 1            | 0         | 1         | 0        | --       | 0         | 2            | 2         | 0         | 0        | --       | 4         |
| 1983-84       | 3            | 2         | 1         | 0         | --       | 4          | 2            | 1         | 1         | 0        | --       | 2         | 1            | 1         | 0         | 0        | --       | 2         |
| 1984-85       | 3            | 1         | 1         | 1         | --       | 3          | 1            | 0         | 0         | 1        | --       | 1         | 2            | 1         | 1         | 0        | --       | 2         |
| 1985-86       | 3            | 3         | 0         | 0         | --       | 6          | 2            | 2         | 0         | 0        | --       | 4         | 1            | 1         | 0         | 0        | --       | 2         |
| 1986-87       | 3            | 1         | 2         | 0         | --       | 2          | 1            | 0         | 1         | 0        | --       | 0         | 2            | 1         | 1         | 0        | --       | 2         |
| 1987-88       | 3            | 3         | 0         | 0         | --       | 6          | 2            | 2         | 0         | 0        | --       | 4         | 1            | 1         | 0         | 0        | --       | 2         |
| 1988-89       | 3            | 1         | 2         | 0         | --       | 2          | 1            | 0         | 1         | 0        | --       | 0         | 2            | 1         | 1         | 0        | --       | 2         |
| 1989-90       | 3            | 3         | 0         | 0         | --       | 6          | 2            | 2         | 0         | 0        | --       | 4         | 1            | 1         | 0         | 0        | --       | 2         |
| 1990-91       | 3            | 1         | 2         | 0         | --       | 2          | 1            | 0         | 1         | 0        | --       | 0         | 2            | 1         | 1         | 0        | --       | 2         |
| 1991-92       | 3            | 1         | 2         | 0         | --       | 2          | 1            | 1         | 0         | 0        | --       | 2         | 2            | 0         | 2         | 0        | --       | 0         |
| 1992-93       | 2            | 1         | 1         | 0         | --       | 2          | 1            | 0         | 1         | 0        | --       | 0         | 1            | 1         | 0         | 0        | --       | 2         |
| 1993-94       | 2            | 2         | 0         | 0         | --       | 4          | 1            | 1         | 0         | 0        | --       | 2         | 1            | 1         | 0         | 0        | --       | 2         |
| 1994-95       | Did Not Play |           |           |           |          |            | Did Not Play |           |           |          |          |           | Did Not Play |           |           |          |          |           |
| 1995-96       | 2            | 1         | 0         | 1         | --       | 3          | 1            | 1         | 0         | 0        | --       | 2         | 1            | 0         | 0         | 1        | --       | 1         |
| 1996-97       | 2            | 1         | 1         | 0         | --       | 2          | 1            | 1         | 0         | 0        | --       | 2         | 1            | 0         | 1         | 0        | --       | 0         |
| 1997-98       | 2            | 1         | 1         | 0         | --       | 2          | 1            | 1         | 0         | 0        | --       | 2         | 1            | 0         | 1         | 0        | --       | 0         |
| 1998-99       | 2            | 1         | 1         | 0         | --       | 2          | 1            | 1         | 0         | 0        | --       | 2         | 1            | 0         | 1         | 0        | --       | 0         |
| 1999-00       | 2            | 1         | 0         | 0         | 1        | 3          | 1            | 0         | 0         | 0        | 1        | 1         | 1            | 1         | 0         | 0        | 0        | 2         |
| 2000-01       | 1            | 1         | 0         | 0         | 0        | 2          | 1            | 1         | 0         | 0        | 0        | 2         | Did Not Play |           |           |          |          |           |
| 2001-02       | 1            | 1         | 0         | 0         | 0        | 2          | Did Not Play |           |           |          |          |           | 1            | 1         | 0         | 0        | 0        | 2         |
| 2002-03       | 2            | 2         | 0         | 0         | 0        | 4          | 1            | 1         | 0         | 0        | 0        | 2         | 1            | 1         | 0         | 0        | 0        | 2         |
| 2003-04       | 1            | 0         | 1         | 0         | 0        | 0          | Did Not Play |           |           |          |          |           | 1            | 0         | 1         | 0        | 0        | 0         |
| 2005-06       | Did Not Play |           |           |           |          |            | Did Not Play |           |           |          |          |           | Did Not Play |           |           |          |          |           |
| 2006-07       | 1            | 1         | 0         | --        | 0        | 2          | Did Not Play |           |           |          |          |           | 1            | 1         | 0         | --       | 0        | 2         |
| 2007-08       | 1            | 1         | 0         | --        | 0        | 2          | 1            | 1         | 0         | --       | 0        | 2         | Did Not Play |           |           |          |          |           |
| 2008-09       | 2            | 1         | 0         | --        | 1        | 3          | 1            | 1         | 0         | --       | 0        | 2         | 1            | 0         | 0         | --       | 1        | 1         |
| 2009-10       | 1            | 1         | 0         | --        | 0        | 2          | Did Not Play |           |           |          |          |           | 1            | 1         | 0         | --       | 0        | 2         |
| 2010-11       | 2            | 1         | 1         | --        | 0        | 2          | 1            | 0         | 1         | --       | 0        | 0         | 1            | 1         | 0         | --       | 0        | 2         |
| 2011-12       | 1            | 0         | 0         | --        | 1        | 1          | 1            | 0         | 0         | --       | 1        | 1         | Did Not Play |           |           |          |          |           |
| 2012-13       | Did Not Play |           |           |           |          |            | Did Not Play |           |           |          |          |           | Did Not Play |           |           |          |          |           |
| 2013-14       | 2            | 1         | 1         | --        | 0        | 2          | 1            | 0         | 1         | --       | 0        | 0         | 1            | 1         | 0         | --       | 0        | 2         |
| 2014-15       | 2            | 2         | 0         | --        | 0        | 4          | 1            | 1         | 0         | --       | 0        | 2         | 1            | 1         | 0         | --       | 0        | 2         |
| 2015-16       | 2            | 0         | 1         | --        | 1        | 1          | 1            | 0         | 0         | --       | 1        | 1         | 1            | 0         | 1         | --       | 0        | 0         |
| <b>TOTALS</b> | <b>143</b>   | <b>85</b> | <b>39</b> | <b>15</b> | <b>4</b> | <b>189</b> | <b>70</b>    | <b>43</b> | <b>17</b> | <b>7</b> | <b>3</b> | <b>96</b> | <b>73</b>    | <b>42</b> | <b>22</b> | <b>8</b> | <b>1</b> | <b>93</b> |

\*Record includes game played at neutral site.



# FLYERS REGULAR SEASON RECORD

## VS. NHL TEAMS 1967-2016

### MINNESOTA

| YEAR          | OVERALL      |           |          |          |          | HOME         |              |          |          |          | ROAD         |              |          |          |          |          |          |
|---------------|--------------|-----------|----------|----------|----------|--------------|--------------|----------|----------|----------|--------------|--------------|----------|----------|----------|----------|----------|
|               | GP           | W         | L        | T        | PTS      | GP           | W            | L        | T        | PTS      | GP           | W            | L        | T        | PTS      |          |          |
| 2000-01       | 2            | 1         | 0        | 1        | 0        | 3            | 1            | 1        | 0        | 0        | 2            | 1            | 0        | 1        | 0        | 1        |          |
| 2001-02       | 1            | 1         | 0        | 0        | 0        | 2            | 1            | 1        | 0        | 0        | 2            | Did Not Play |          |          |          |          |          |
| 2002-03       | 2            | 0         | 2        | 0        | 0        | 0            | 1            | 0        | 1        | 0        | 0            | 1            | 0        | 0        | 0        | 0        |          |
| 2003-04       | 1            | 1         | 0        | 0        | 0        | 2            | 1            | 1        | 0        | 0        | 2            | Did Not Play |          |          |          |          |          |
| 2005-06       | 1            | 1         | 0        | --       | 0        | 2            | 1            | 1        | 0        | --       | 0            | Did Not Play |          |          |          |          |          |
| 2006-07       | Did Not Play |           |          |          |          | Did Not Play |              |          |          |          | Did Not Play |              |          |          |          |          |          |
| 2007-08       | 1            | 1         | 0        | --       | 0        | 2            | Did Not Play |          |          |          |              | 1            | 1        | 0        | --       | 0        | 2        |
| 2008-09       | 1            | 1         | 0        | --       | 0        | 2            | 1            | 1        | 0        | --       | 0            | Did Not Play |          |          |          |          |          |
| 2009-10       | 2            | 0         | 1        | --       | 1        | 1            | 1            | 0        | --       | 1        | 1            | 0            | 1        | --       | 0        | 0        |          |
| 2010-11       | 1            | 1         | 0        | --       | 0        | 2            | Did Not Play |          |          |          |              | 1            | 1        | 0        | --       | 0        | 2        |
| 2011-12       | 1            | 1         | 0        | --       | 0        | 2            | 1            | 1        | 0        | --       | 0            | Did Not Play |          |          |          |          |          |
| 2012-13       | Did Not Play |           |          |          |          | Did Not Play |              |          |          |          | Did Not Play |              |          |          |          |          |          |
| 2013-14       | 2            | 1         | 1        | --       | 0        | 2            | 1            | 1        | 0        | --       | 0            | 1            | 0        | 1        | --       | 0        | 0        |
| 2014-15       | 2            | 1         | 1        | --       | 0        | 2            | 1            | 0        | 1        | --       | 0            | 1            | 1        | 0        | --       | 0        | 2        |
| 2015-16       | 2            | 2         | 0        | --       | 0        | 4            | 1            | 1        | 0        | --       | 0            | 1            | 1        | 0        | --       | 0        | 2        |
| <b>TOTALS</b> | <b>19</b>    | <b>12</b> | <b>5</b> | <b>1</b> | <b>1</b> | <b>26</b>    | <b>11</b>    | <b>8</b> | <b>2</b> | <b>0</b> | <b>1</b>     | <b>17</b>    | <b>8</b> | <b>4</b> | <b>3</b> | <b>1</b> | <b>9</b> |

### MONTREAL

| YEAR    | OVERALL |   |   |    |     | HOME |   |   |   |     | ROAD |   |   |   |     |    |    |   |
|---------|---------|---|---|----|-----|------|---|---|---|-----|------|---|---|---|-----|----|----|---|
|         | GP      | W | L | T  | PTS | GP   | W | L | T | PTS | GP   | W | L | T | PTS |    |    |   |
| 1967-68 | 4       | 1 | 2 | 1  | --  | 3    | 2 | 0 | 1 | 1   | --   | 1 | 2 | 1 | 1   | 0  | -- | 2 |
| 1968-69 | 6       | 1 | 5 | 0  | --  | 2    | 3 | 1 | 2 | 0   | --   | 2 | 3 | 0 | 3   | 0  | -- | 0 |
| 1969-70 | 6       | 0 | 4 | 2  | --  | 2    | 3 | 0 | 2 | 1   | --   | 1 | 3 | 0 | 2   | 1  | -- | 1 |
| 1970-71 | 6       | 1 | 4 | 1  | --  | 3    | 3 | 0 | 2 | 1   | --   | 1 | 3 | 1 | 2   | 0  | -- | 2 |
| 1971-72 | 6       | 2 | 3 | 1  | --  | 5    | 3 | 2 | 1 | 0   | --   | 4 | 3 | 0 | 2   | 1  | -- | 1 |
| 1972-73 | 5       | 2 | 2 | 1  | --  | 5    | 2 | 1 | 0 | 1   | --   | 3 | 3 | 1 | 2   | 0  | -- | 2 |
| 1973-74 | 5       | 2 | 2 | 1  | --  | 5    | 3 | 2 | 1 | 0   | --   | 4 | 2 | 0 | 1   | 1  | -- | 1 |
| 1974-75 | 4       | 2 | 1 | 1  | --  | 5    | 2 | 1 | 0 | 1   | --   | 3 | 2 | 1 | 1   | 0  | -- | 2 |
| 1975-76 | 4       | 2 | 1 | 1  | --  | 5    | 2 | 2 | 0 | 0   | --   | 4 | 2 | 0 | 1   | 1  | -- | 1 |
| 1976-77 | 4       | 0 | 4 | 0  | --  | 0    | 2 | 0 | 2 | 0   | --   | 0 | 2 | 0 | 2   | 0  | -- | 0 |
| 1977-78 | 4       | 0 | 2 | 2  | --  | 2    | 2 | 0 | 1 | 1   | --   | 1 | 2 | 0 | 1   | 1  | -- | 1 |
| 1978-79 | 4       | 0 | 3 | 1  | --  | 1    | 2 | 0 | 2 | 0   | --   | 0 | 2 | 0 | 1   | 1  | -- | 1 |
| 1979-80 | 4       | 1 | 2 | 1  | --  | 3    | 2 | 0 | 1 | 1   | --   | 1 | 2 | 1 | 1   | 0  | -- | 2 |
| 1980-81 | 4       | 1 | 2 | 1  | --  | 3    | 2 | 1 | 0 | 1   | --   | 3 | 2 | 0 | 2   | 0  | -- | 0 |
| 1981-82 | 3       | 1 | 2 | 0  | --  | 2    | 1 | 0 | 1 | 0   | --   | 0 | 2 | 1 | 1   | 0  | -- | 2 |
| 1982-83 | 3       | 1 | 2 | 0  | --  | 2    | 2 | 1 | 1 | 0   | --   | 2 | 1 | 0 | 1   | 0  | -- | 0 |
| 1983-84 | 3       | 2 | 0 | 1  | --  | 5    | 1 | 0 | 0 | 1   | --   | 1 | 2 | 2 | 0   | 0  | -- | 4 |
| 1984-85 | 3       | 1 | 2 | 0  | --  | 2    | 2 | 1 | 1 | 0   | --   | 2 | 1 | 0 | 1   | 0  | -- | 0 |
| 1985-86 | 3       | 2 | 1 | 0  | --  | 4    | 1 | 1 | 0 | 0   | --   | 2 | 2 | 1 | 1   | 0  | -- | 2 |
| 1986-87 | 3       | 2 | 0 | 1  | --  | 5    | 2 | 2 | 0 | 0   | --   | 4 | 1 | 0 | 0   | 1  | -- | 1 |
| 1987-88 | 3       | 0 | 1 | 2  | --  | 2    | 1 | 0 | 0 | 1   | --   | 1 | 2 | 0 | 1   | 1  | -- | 1 |
| 1988-89 | 3       | 0 | 1 | 2  | --  | 2    | 2 | 0 | 1 | 1   | --   | 1 | 1 | 0 | 0   | 1  | -- | 1 |
| 1989-90 | 3       | 2 | 0 | 1  | --  | 5    | 1 | 1 | 0 | 0   | --   | 2 | 2 | 1 | 0   | 1  | -- | 3 |
| 1990-91 | 3       | 2 | 0 | 1  | --  | 5    | 2 | 1 | 0 | 1   | --   | 3 | 1 | 1 | 0   | 0  | -- | 2 |
| 1991-92 | 3       | 2 | 1 | 0  | --  | 4    | 1 | 0 | 1 | 0   | --   | 0 | 2 | 2 | 0   | 0  | -- | 4 |
| 1992-93 | 4       | 1 | 2 | 1  | --  | 3    | 2 | 0 | 1 | 1   | --   | 1 | 2 | 1 | 1   | 0  | -- | 2 |
| 1993-94 | 4       | 2 | 1 | 1  | --  | 5    | 2 | 2 | 0 | 0   | --   | 4 | 2 | 0 | 1   | 1  | -- | 1 |
| 1994-95 | 4       | 3 | 0 | 1  | --  | 7    | 2 | 2 | 0 | 0   | --   | 4 | 2 | 1 | 0   | 1  | -- | 3 |
| 1995-96 | 4       | 4 | 0 | 0  | --  | 8    | 2 | 2 | 0 | 0   | --   | 4 | 2 | 2 | 0   | 0  | -- | 4 |
| 1996-97 | 4       | 2 | 1 | 1  | --  | 5    | 2 | 2 | 0 | 0   | --   | 4 | 2 | 0 | 1   | 1  | -- | 1 |
| 1997-98 | 4       | 2 | 1 | 1  | --  | 5    | 2 | 0 | 1 | 1   | --   | 2 | 2 | 2 | 0   | 0  | -- | 4 |
| 1998-99 | 4       | 1 | 3 | 0  | --  | 2    | 2 | 1 | 1 | 0   | --   | 1 | 2 | 0 | 2   | 0  | -- | 0 |
| 1999-00 | 4       | 1 | 0 | 2  | 1   | 5    | 2 | 0 | 0 | 1   | 1    | 2 | 2 | 1 | 0   | 1  | 0  | 3 |
| 2000-01 | 4       | 0 | 2 | 1  | 1   | 2    | 2 | 0 | 1 | 1   | 0    | 1 | 2 | 0 | 1   | 0  | 1  | 1 |
| 2001-02 | 4       | 2 | 2 | 0  | 0   | 4    | 2 | 0 | 2 | 0   | 0    | 0 | 2 | 2 | 0   | 0  | 0  | 4 |
| 2002-03 | 4       | 4 | 0 | 0  | 0   | 8    | 2 | 2 | 0 | 0   | 0    | 4 | 2 | 2 | 0   | 0  | 0  | 4 |
| 2003-04 | 4       | 3 | 1 | 0  | 0   | 6    | 2 | 1 | 1 | 0   | 0    | 2 | 2 | 2 | 0   | 0  | 0  | 4 |
| 2005-06 | 4       | 1 | 2 | -- | 1   | 3    | 2 | 1 | 1 | --  | 0    | 2 | 2 | 0 | 1   | -- | 1  | 1 |
| 2006-07 | 4       | 1 | 3 | -- | 0   | 2    | 2 | 0 | 2 | --  | 0    | 0 | 2 | 1 | 1   | -- | 0  | 2 |
| 2007-08 | 4       | 0 | 4 | -- | 0   | 0    | 2 | 0 | 2 | --  | 0    | 0 | 2 | 0 | 2   | -- | 0  | 0 |
| 2008-09 | 4       | 1 | 2 | -- | 1   | 3    | 2 | 0 | 1 | --  | 1    | 1 | 2 | 1 | 1   | -- | 0  | 2 |
| 2009-10 | 4       | 2 | 2 | -- | 0   | 4    | 2 | 1 | 1 | --  | 0    | 2 | 2 | 1 | 1   | -- | 0  | 2 |
| 2010-11 | 4       | 3 | 1 | -- | 0   | 6    | 2 | 2 | 0 | --  | 0    | 4 | 2 | 1 | 1   | -- | 0  | 2 |

\*Record includes game played at neutral site.



# FLYERS REGULAR SEASON RECORD VS. NHL TEAMS 1967-2016

## MONTREAL (continued)

| YEAR          | OVERALL    |           |           |           |          | HOME       |           |           |           |           | ROAD     |           |           |           |           |           |          |           |
|---------------|------------|-----------|-----------|-----------|----------|------------|-----------|-----------|-----------|-----------|----------|-----------|-----------|-----------|-----------|-----------|----------|-----------|
|               | GP         | W         | L         | T         | OTL      | PTS        | GP        | W         | L         | T         | OTL      | PTS       | GP        | W         | L         | T         | OTL      | PTS       |
| 2011-12       | 4          | 3         | 1         | --        | 0        | 6          | 2         | 2         | 0         | --        | 0        | 4         | 2         | 1         | 1         | --        | 0        | 2         |
| 2012-13       | 3          | 2         | 1         | --        | 0        | 4          | 1         | 1         | 0         | --        | 0        | 2         | 2         | 1         | 1         | --        | 0        | 2         |
| 2013-14       | 3          | 2         | 1         | --        | 0        | 4          | 2         | 2         | 0         | --        | 0        | 4         | 1         | 0         | 1         | --        | 0        | 0         |
| 2014-15       | 3          | 0         | 1         | --        | 2        | 2          | 1         | 0         | 0         | --        | 1        | 1         | 2         | 0         | 1         | --        | 1        | 1         |
| 2015-16       | 3          | 2         | 0         | --        | 1        | 5          | 2         | 2         | 0         | --        | 0        | 4         | 1         | 0         | 0         | --        | 1        | 1         |
| <b>TOTALS</b> | <b>187</b> | <b>72</b> | <b>78</b> | <b>30</b> | <b>7</b> | <b>181</b> | <b>93</b> | <b>40</b> | <b>34</b> | <b>16</b> | <b>3</b> | <b>99</b> | <b>94</b> | <b>32</b> | <b>44</b> | <b>14</b> | <b>4</b> | <b>82</b> |

## NASHVILLE

| YEAR          | OVERALL      |           |          |          |          | HOME         |              |          |          |          | ROAD         |           |              |          |          |          |          |           |
|---------------|--------------|-----------|----------|----------|----------|--------------|--------------|----------|----------|----------|--------------|-----------|--------------|----------|----------|----------|----------|-----------|
|               | GP           | W         | L        | T        | OTL      | PTS          | GP           | W        | L        | T        | OTL          | PTS       | GP           | W        | L        | T        | OTL      | PTS       |
| 1998-99       | 2            | 2         | 0        | 0        | --       | 4            | 1            | 1        | 0        | 0        | --           | 2         | 1            | 1        | 0        | 0        | --       | 2         |
| 1999-00       | 2            | 1         | 0        | 1        | 0        | 3            | 1            | 0        | 0        | 1        | 0            | 1         | 1            | 1        | 0        | 0        | 0        | 2         |
| 2000-01       | 2            | 0         | 1        | 1        | 0        | 1            | 1            | 0        | 1        | 0        | 0            | 0         | 1            | 0        | 0        | 1        | 0        | 1         |
| 2001-02       | 1            | 0         | 0        | 0        | 1        | 1            | 1            | 0        | 0        | 0        | 1            | 1         | Did Not Play |          |          |          |          |           |
| 2002-03       | 1            | 0         | 0        | 1        | 0        | 1            | Did Not Play |          |          |          |              | 1         | 0            | 0        | 1        | 0        | 1        |           |
| 2003-04       | 1            | 1         | 0        | 0        | 0        | 2            | 1            | 1        | 0        | 0        | 0            | 2         | Did Not Play |          |          |          |          |           |
| 2005-06       | 1            | 0         | 0        | --       | 1        | 1            | Did Not Play |          |          |          |              | 1         | 0            | 0        | --       | 1        | 1        |           |
| 2006-07       | 1            | 0         | 1        | --       | 0        | 0            | 1            | 0        | 1        | --       | 0            | 0         | Did Not Play |          |          |          |          |           |
| 2007-08       | Did Not Play |           |          |          |          | Did Not Play |              |          |          |          | Did Not Play |           |              |          |          |          |          |           |
| 2008-09       | 1            | 1         | 0        | --       | 0        | 2            | 1            | 1        | 0        | --       | 0            | 2         | Did Not Play |          |          |          |          |           |
| 2009-10       | 1            | 0         | 0        | --       | 1        | 1            | Did Not Play |          |          |          |              | 1         | 0            | 0        | 1        | 1        |          |           |
| 2010-11       | 1            | 1         | 0        | --       | 0        | 2            | 1            | 1        | 0        | --       | 0            | 2         | Did Not Play |          |          |          |          |           |
| 2011-12       | 2            | 1         | 1        | --       | 0        | 2            | 1            | 1        | 0        | --       | 0            | 2         | 1            | 0        | 1        | --       | 0        | 0         |
| 2012-13       | Did Not Play |           |          |          |          | Did Not Play |              |          |          |          | Did Not Play |           |              |          |          |          |          |           |
| 2013-14       | 2            | 1         | 0        | --       | 1        | 3            | 1            | 0        | 0        | --       | 1            | 1         | 1            | 1        | 0        | --       | 0        | 2         |
| 2014-15       | 2            | 1         | 1        | --       | 0        | 2            | 1            | 1        | 0        | --       | 0            | 2         | 1            | 0        | 1        | --       | 0        | 0         |
| 2015-16       | 2            | 2         | 0        | --       | 0        | 4            | 1            | 1        | 0        | --       | 0            | 2         | 1            | 1        | 0        | --       | 0        | 2         |
| <b>TOTALS</b> | <b>22</b>    | <b>11</b> | <b>4</b> | <b>3</b> | <b>4</b> | <b>29</b>    | <b>12</b>    | <b>7</b> | <b>2</b> | <b>1</b> | <b>2</b>     | <b>17</b> | <b>10</b>    | <b>4</b> | <b>2</b> | <b>2</b> | <b>2</b> | <b>12</b> |

## NEW JERSEY/COLORADO/KANSAS CITY

| YEAR    | OVERALL |   |   |   |     | HOME |    |   |   |   | ROAD |     |    |   |   |   |     |     |
|---------|---------|---|---|---|-----|------|----|---|---|---|------|-----|----|---|---|---|-----|-----|
|         | GP      | W | L | T | OTL | PTS  | GP | W | L | T | OTL  | PTS | GP | W | L | T | OTL | PTS |
| 1974-75 | 5       | 4 | 0 | 1 | --  | 9    | 3  | 3 | 0 | 0 | --   | 6   | 2  | 1 | 0 | 1 | --  | 3   |
| 1975-76 | 5       | 5 | 0 | 0 | --  | 10   | 2  | 2 | 0 | 0 | --   | 4   | 3  | 3 | 0 | 0 | --  | 6   |
| 1976-77 | 5       | 5 | 0 | 0 | --  | 10   | 3  | 3 | 0 | 0 | --   | 6   | 2  | 2 | 0 | 0 | --  | 4   |
| 1977-78 | 5       | 3 | 2 | 0 | --  | 6    | 2  | 2 | 0 | 0 | --   | 4   | 3  | 1 | 2 | 0 | --  | 2   |
| 1978-79 | 4       | 3 | 0 | 1 | --  | 7    | 2  | 2 | 0 | 0 | --   | 4   | 2  | 1 | 0 | 1 | --  | 3   |
| 1979-80 | 4       | 2 | 1 | 1 | --  | 5    | 2  | 1 | 0 | 1 | --   | 3   | 2  | 1 | 1 | 0 | --  | 2   |
| 1980-81 | 4       | 4 | 0 | 0 | --  | 8    | 2  | 2 | 0 | 0 | --   | 4   | 2  | 2 | 0 | 0 | --  | 4   |
| 1981-82 | 3       | 2 | 1 | 0 | --  | 4    | 2  | 2 | 0 | 0 | --   | 4   | 1  | 0 | 1 | 0 | --  | 0   |
| 1982-83 | 7       | 5 | 2 | 0 | --  | 10   | 3  | 3 | 0 | 0 | --   | 6   | 4  | 2 | 2 | 0 | --  | 4   |
| 1983-84 | 7       | 7 | 0 | 0 | --  | 14   | 4  | 4 | 0 | 0 | --   | 8   | 3  | 3 | 0 | 0 | --  | 6   |
| 1984-85 | 7       | 5 | 2 | 0 | --  | 10   | 3  | 2 | 1 | 0 | --   | 4   | 4  | 3 | 1 | 0 | --  | 6   |
| 1985-86 | 7       | 4 | 3 | 0 | --  | 8    | 4  | 3 | 1 | 0 | --   | 6   | 3  | 1 | 2 | 0 | --  | 2   |
| 1986-87 | 7       | 4 | 2 | 1 | --  | 9    | 3  | 3 | 0 | 0 | --   | 6   | 4  | 1 | 2 | 1 | --  | 3   |
| 1987-88 | 7       | 0 | 5 | 2 | --  | 2    | 4  | 0 | 2 | 2 | --   | 2   | 3  | 0 | 3 | 0 | --  | 0   |
| 1988-89 | 7       | 5 | 2 | 0 | --  | 10   | 3  | 3 | 0 | 0 | --   | 6   | 4  | 2 | 2 | 0 | --  | 4   |
| 1989-90 | 7       | 2 | 4 | 1 | --  | 5    | 4  | 0 | 3 | 1 | --   | 1   | 3  | 2 | 1 | 0 | --  | 4   |
| 1990-91 | 7       | 1 | 4 | 2 | --  | 4    | 3  | 1 | 1 | 1 | --   | 3   | 4  | 0 | 3 | 1 | --  | 1   |
| 1991-92 | 7       | 2 | 3 | 2 | --  | 6    | 4  | 2 | 0 | 2 | --   | 6   | 3  | 0 | 3 | 0 | --  | 0   |
| 1992-93 | 7       | 2 | 5 | 0 | --  | 4    | 4  | 2 | 2 | 0 | --   | 4   | 3  | 0 | 3 | 0 | --  | 0   |
| 1993-94 | 5       | 1 | 4 | 0 | --  | 2    | 2  | 1 | 1 | 0 | --   | 2   | 3  | 0 | 3 | 0 | --  | 0   |
| 1994-95 | 4       | 3 | 1 | 0 | --  | 6    | 2  | 1 | 1 | 0 | --   | 2   | 2  | 2 | 0 | 0 | --  | 4   |
| 1995-96 | 6       | 2 | 4 | 0 | --  | 4    | 3  | 1 | 2 | 0 | --   | 2   | 3  | 1 | 2 | 0 | --  | 2   |
| 1996-97 | 5       | 3 | 2 | 0 | --  | 6    | 3  | 2 | 1 | 0 | --   | 4   | 2  | 1 | 1 | 0 | --  | 2   |
| 1997-98 | 5       | 0 | 4 | 1 | --  | 1    | 2  | 0 | 1 | 1 | --   | 1   | 3  | 0 | 3 | 0 | --  | 0   |
| 1998-99 | 5       | 1 | 3 | 1 | --  | 3    | 3  | 1 | 2 | 0 | --   | 2   | 2  | 0 | 1 | 1 | --  | 1   |
| 1999-00 | 5       | 1 | 4 | 0 | 0   | 2    | 2  | 1 | 1 | 0 | 0    | 2   | 3  | 0 | 3 | 0 | 0   | 0   |
| 2000-01 | 5       | 1 | 2 | 2 | 0   | 4    | 3  | 1 | 2 | 0 | 0    | 2   | 2  | 0 | 0 | 2 | 0   | 2   |

\*Record includes game played at neutral site.



# FLYERS REGULAR SEASON RECORD VS. NHL TEAMS 1967-2016

## NEW JERSEY/COLORADO/KANSAS CITY (continued)

| YEAR          | OVERALL    |            |           |           |           | HOME       |            |           |           |           | ROAD     |            |            |           |           |          |          |           |
|---------------|------------|------------|-----------|-----------|-----------|------------|------------|-----------|-----------|-----------|----------|------------|------------|-----------|-----------|----------|----------|-----------|
|               | GP         | W          | L         | T         | OTL       | PTS        | GP         | W         | L         | T         | OTL      | PTS        | GP         | W         | L         | T        | OTL      | PTS       |
| 2001-02       | 5          | 3          | 1         | 1         | 0         | 7          | 2          | 1         | 0         | 1         | 0        | 3          | 3          | 2         | 1         | 0        | 0        | 4         |
| 2002-03       | 5          | 1          | 2         | 1         | 1         | 4          | 3          | 0         | 1         | 1         | 1        | 2          | 2          | 1         | 1         | 0        | 0        | 2         |
| 2003-04       | 6          | 3          | 2         | 1         | 0         | 7          | 3          | 2         | 1         | 0         | 0        | 4          | 3          | 1         | 1         | 1        | 0        | 3         |
| 2005-06       | 8          | 3          | 4         | --        | 1         | 7          | 4          | 3         | 1         | --        | 0        | 6          | 4          | 0         | 3         | --       | 1        | 1         |
| 2006-07       | 8          | 1          | 4         | --        | 3         | 5          | 4          | 1         | 1         | --        | 2        | 4          | 4          | 0         | 3         | --       | 1        | 1         |
| 2007-08       | 8          | 2          | 5         | --        | 1         | 5          | 4          | 2         | 2         | --        | 0        | 4          | 4          | 0         | 3         | --       | 1        | 1         |
| 2008-09       | 6          | 3          | 1         | --        | 2         | 8          | 3          | 2         | 0         | --        | 1        | 4          | 3          | 1         | 1         | --       | 1        | 4         |
| 2009-10       | 6          | 5          | 1         | --        | 0         | 10         | 3          | 3         | 0         | --        | 0        | 6          | 3          | 2         | 1         | --       | 0        | 4         |
| 2010-11       | 6          | 3          | 2         | --        | 1         | 7          | 3          | 2         | 1         | --        | 0        | 4          | 3          | 1         | 1         | --       | 1        | 3         |
| 2011-12       | 6          | 3          | 2         | --        | 1         | 7          | 3          | 1         | 1         | --        | 1        | 3          | 3          | 2         | 1         | --       | 0        | 4         |
| 2012-13       | 5          | 1          | 4         | --        | 0         | 2          | 2          | 1         | 1         | --        | 0        | 2          | 3          | 0         | 3         | --       | 0        | 0         |
| 2013-14       | 4          | 2          | 2         | --        | 0         | 4          | 2          | 0         | 2         | --        | 0        | 0          | 2          | 2         | 0         | --       | 0        | 4         |
| 2014-15       | 4          | 1          | 3         | --        | 0         | 2          | 2          | 1         | 1         | --        | 0        | 2          | 2          | 0         | 2         | --       | 0        | 0         |
| 2015-16       | 4          | 2          | 1         | --        | 1         | 5          | 2          | 0         | 1         | --        | 1        | 1          | 2          | 2         | 0         | --       | 0        | 4         |
| <b>TOTALS</b> | <b>233</b> | <b>110</b> | <b>94</b> | <b>18</b> | <b>11</b> | <b>249</b> | <b>117</b> | <b>67</b> | <b>34</b> | <b>10</b> | <b>6</b> | <b>150</b> | <b>116</b> | <b>43</b> | <b>60</b> | <b>8</b> | <b>5</b> | <b>99</b> |

## NEW YORK ISLANDERS

| YEAR    | OVERALL |   |   |    |     | HOME |    |   |   |    | ROAD |     |    |   |   |    |     |     |
|---------|---------|---|---|----|-----|------|----|---|---|----|------|-----|----|---|---|----|-----|-----|
|         | GP      | W | L | T  | OTL | PTS  | GP | W | L | T  | OTL  | PTS | GP | W | L | T  | OTL | PTS |
| 1972-73 | 5       | 4 | 1 | 0  | --  | 8    | 3  | 3 | 0 | 0  | --   | 6   | 2  | 1 | 1 | 0  | --  | 2   |
| 1973-74 | 5       | 5 | 0 | 0  | --  | 10   | 2  | 2 | 0 | 0  | --   | 4   | 3  | 3 | 0 | 0  | --  | 6   |
| 1974-75 | 6       | 3 | 1 | 2  | --  | 8    | 3  | 2 | 1 | 0  | --   | 4   | 3  | 1 | 0 | 2  | --  | 4   |
| 1975-76 | 6       | 2 | 4 | 0  | --  | 4    | 3  | 2 | 1 | 0  | --   | 4   | 3  | 0 | 3 | 0  | --  | 0   |
| 1976-77 | 6       | 2 | 3 | 1  | --  | 5    | 3  | 2 | 1 | 0  | --   | 4   | 3  | 0 | 2 | 1  | --  | 1   |
| 1977-78 | 6       | 1 | 2 | 3  | --  | 5    | 3  | 1 | 1 | 1  | --   | 3   | 3  | 0 | 1 | 2  | --  | 2   |
| 1978-79 | 8       | 1 | 5 | 2  | --  | 4    | 4  | 1 | 2 | 1  | --   | 3   | 4  | 0 | 3 | 1  | --  | 1   |
| 1979-80 | 4       | 2 | 2 | 0  | --  | 4    | 2  | 1 | 1 | 0  | --   | 2   | 2  | 1 | 1 | 0  | --  | 2   |
| 1980-81 | 4       | 2 | 1 | 1  | --  | 5    | 2  | 1 | 1 | 0  | --   | 2   | 2  | 1 | 0 | 1  | --  | 3   |
| 1981-82 | 8       | 1 | 6 | 1  | --  | 3    | 4  | 1 | 2 | 1  | --   | 3   | 4  | 0 | 4 | 0  | --  | 0   |
| 1982-83 | 7       | 4 | 1 | 2  | --  | 10   | 3  | 2 | 0 | 1  | --   | 5   | 4  | 2 | 1 | 1  | --  | 5   |
| 1983-84 | 7       | 3 | 4 | 0  | --  | 6    | 4  | 2 | 2 | 0  | --   | 4   | 3  | 1 | 2 | 0  | --  | 2   |
| 1984-85 | 7       | 3 | 3 | 1  | --  | 7    | 3  | 2 | 0 | 1  | --   | 5   | 4  | 1 | 3 | 0  | --  | 2   |
| 1985-86 | 7       | 3 | 4 | 0  | --  | 6    | 4  | 3 | 1 | 0  | --   | 6   | 3  | 0 | 3 | 0  | --  | 0   |
| 1986-87 | 7       | 4 | 3 | 0  | --  | 8    | 3  | 1 | 2 | 0  | --   | 2   | 4  | 3 | 1 | 0  | --  | 6   |
| 1987-88 | 7       | 3 | 3 | 1  | --  | 7    | 4  | 1 | 2 | 1  | --   | 3   | 3  | 2 | 1 | 0  | --  | 4   |
| 1988-89 | 7       | 5 | 1 | 1  | --  | 11   | 3  | 3 | 0 | 0  | --   | 6   | 4  | 2 | 1 | 1  | --  | 5   |
| 1989-90 | 7       | 4 | 1 | 2  | --  | 10   | 4  | 3 | 0 | 1  | --   | 7   | 3  | 1 | 1 | 1  | --  | 3   |
| 1990-91 | 7       | 4 | 2 | 1  | --  | 9    | 3  | 2 | 0 | 1  | --   | 5   | 4  | 2 | 2 | 0  | --  | 4   |
| 1991-92 | 7       | 3 | 3 | 1  | --  | 7    | 3  | 3 | 0 | 0  | --   | 6   | 4  | 0 | 3 | 1  | --  | 1   |
| 1992-93 | 9       | 2 | 7 | 0  | --  | 4    | 4  | 2 | 2 | 0  | --   | 4   | 5  | 0 | 5 | 0  | --  | 0   |
| 1993-94 | 5       | 2 | 3 | 0  | --  | 4    | 3  | 2 | 1 | 0  | --   | 4   | 2  | 0 | 2 | 0  | --  | 0   |
| 1994-95 | 4       | 2 | 2 | 0  | --  | 4    | 2  | 1 | 1 | 0  | --   | 2   | 2  | 1 | 1 | 0  | --  | 2   |
| 1995-96 | 6       | 4 | 1 | 1  | --  | 9    | 3  | 2 | 1 | 0  | --   | 4   | 3  | 2 | 0 | 1  | --  | 5   |
| 1996-97 | 5       | 1 | 3 | 1  | --  | 3    | 2  | 1 | 1 | 0  | --   | 2   | 3  | 0 | 2 | 1  | --  | 1   |
| 1997-98 | 5       | 3 | 2 | 0  | --  | 6    | 3  | 3 | 0 | 0  | --   | 6   | 2  | 0 | 2 | 0  | --  | 0   |
| 1998-99 | 5       | 1 | 2 | 2  | --  | 4    | 2  | 1 | 0 | 1  | --   | 3   | 3  | 0 | 2 | 1  | --  | 1   |
| 1999-00 | 5       | 3 | 0 | 1  | 1   | 8    | 3  | 1 | 0 | 1  | 1    | 4   | 2  | 2 | 0 | 0  | 0   | 4   |
| 2000-01 | 5       | 4 | 0 | 0  | 1   | 9    | 2  | 2 | 0 | 0  | 0    | 4   | 3  | 2 | 0 | 0  | 1   | 5   |
| 2001-02 | 5       | 1 | 3 | 0  | 1   | 3    | 3  | 0 | 2 | 0  | 1    | 1   | 2  | 1 | 1 | 0  | 0   | 2   |
| 2002-03 | 5       | 3 | 1 | 1  | 0   | 7    | 2  | 0 | 1 | 1  | 0    | 1   | 3  | 3 | 0 | 0  | 0   | 6   |
| 2003-04 | 6       | 3 | 2 | 1  | 0   | 7    | 3  | 2 | 1 | 0  | 0    | 4   | 3  | 1 | 1 | 1  | 0   | 3   |
| 2005-06 | 8       | 6 | 2 | -- | 0   | 14   | 4  | 3 | 1 | -- | 0    | 10  | 4  | 3 | 1 | -- | 0   | 4   |
| 2006-07 | 8       | 2 | 5 | -- | 1   | 5    | 4  | 0 | 4 | -- | 0    | 0   | 4  | 2 | 1 | -- | 1   | 5   |
| 2007-08 | 8       | 7 | 1 | -- | 0   | 14   | 4  | 4 | 0 | -- | 0    | 8   | 4  | 3 | 1 | -- | 0   | 6   |
| 2008-09 | 6       | 6 | 0 | -- | 0   | 12   | 3  | 3 | 0 | -- | 0    | 6   | 3  | 3 | 0 | -- | 0   | 6   |

\*Record includes game played at neutral site.



# FLYERS REGULAR SEASON RECORD

## VS. NHL TEAMS 1967-2016

### NEW YORK ISLANDERS (continued)

| YEAR          | OVERALL    |            |           |           |           | HOME       |            |           |           |           | ROAD     |            |            |           |           |           |          |            |
|---------------|------------|------------|-----------|-----------|-----------|------------|------------|-----------|-----------|-----------|----------|------------|------------|-----------|-----------|-----------|----------|------------|
|               | GP         | W          | L         | T         | OTL       | PTS        | GP         | W         | L         | T         | OTL      | PTS        | GP         | W         | L         | T         | OTL      | PTS        |
| 2009-10       | 6          | 5          | 1         | --        | 0         | 10         | 3          | 3         | 0         | --        | 0        | 6          | 3          | 2         | 1         | --        | 0        | 2          |
| 2010-11       | 6          | 6          | 0         | --        | 0         | 7          | 3          | 3         | 0         | --        | 0        | 4          | 3          | 3         | 0         | --        | 0        | 3          |
| 2011-12       | 6          | 4          | 1         | --        | 1         | 9          | 3          | 1         | 1         | --        | 1        | 3          | 3          | 3         | 0         | --        | 0        | 6          |
| 2012-13       | 4          | 2          | 1         | --        | 1         | 5          | 2          | 1         | 0         | --        | 1        | 3          | 2          | 1         | 1         | --        | 0        | 2          |
| 2013-14       | 4          | 3          | 0         | --        | 1         | 7          | 2          | 2         | 0         | --        | 0        | 4          | 2          | 1         | 0         | --        | 1        | 3          |
| 2014-15       | 4          | 1          | 1         | --        | 2         | 4          | 2          | 1         | 0         | --        | 1        | 3          | 2          | 0         | 1         | --        | 1        | 1          |
| 2015-16       | 5          | 3          | 1         | --        | 1         | 7          | 2          | 1         | 0         | --        | 1        | 3          | 3          | 2         | 1         | --        | 0        | 4          |
| <b>TOTALS</b> | <b>258</b> | <b>133</b> | <b>89</b> | <b>26</b> | <b>10</b> | <b>302</b> | <b>127</b> | <b>77</b> | <b>33</b> | <b>11</b> | <b>6</b> | <b>171</b> | <b>131</b> | <b>56</b> | <b>56</b> | <b>15</b> | <b>4</b> | <b>131</b> |

### NEW YORK RANGERS

| YEAR          | OVERALL    |            |            |           |          | HOME       |            |           |           |           | ROAD     |            |            |           |           |           |          |            |
|---------------|------------|------------|------------|-----------|----------|------------|------------|-----------|-----------|-----------|----------|------------|------------|-----------|-----------|-----------|----------|------------|
|               | GP         | W          | L          | T         | OTL      | PTS        | GP         | W         | L         | T         | OTL      | PTS        | GP         | W         | L         | T         | OTL      | PTS        |
| 1967-68       | 4          | 1          | 3          | 0         | --       | 2          | 2          | 1         | 1         | 0         | --       | 2          | 2          | 0         | 2         | 0         | --       | 0          |
| 1968-69       | 6          | 1          | 3          | 2         | --       | 4          | 3          | 0         | 2         | 1         | --       | 1          | 3          | 1         | 1         | 1         | --       | 3          |
| 1969-70       | 6          | 0          | 0          | 6         | --       | 6          | 3          | 0         | 0         | 3         | --       | 3          | 3          | 0         | 0         | 3         | --       | 3          |
| 1970-71       | 6          | 3          | 2          | 1         | --       | 7          | 3          | 3         | 0         | 0         | --       | 6          | 3          | 0         | 2         | 1         | --       | 1          |
| 1971-72       | 6          | 0          | 6          | 0         | --       | 0          | 3          | 0         | 3         | 0         | --       | 0          | 3          | 0         | 3         | 0         | --       | 0          |
| 1972-73       | 5          | 0          | 4          | 1         | --       | 1          | 2          | 0         | 2         | 0         | --       | 0          | 3          | 0         | 2         | 1         | --       | 1          |
| 1973-74       | 5          | 1          | 2          | 2         | --       | 4          | 3          | 1         | 0         | 2         | --       | 4          | 2          | 0         | 2         | 0         | --       | 0          |
| 1974-75       | 6          | 3          | 2          | 1         | --       | 7          | 3          | 1         | 1         | 1         | --       | 3          | 3          | 2         | 1         | 0         | --       | 4          |
| 1975-76       | 6          | 5          | 1          | 0         | --       | 10         | 3          | 3         | 0         | 0         | --       | 6          | 3          | 2         | 1         | 0         | --       | 4          |
| 1976-77       | 6          | 2          | 0          | 4         | --       | 8          | 3          | 2         | 0         | 1         | --       | 5          | 3          | 0         | 0         | 3         | --       | 3          |
| 1977-78       | 6          | 4          | 0          | 2         | --       | 10         | 3          | 3         | 0         | 0         | --       | 6          | 3          | 1         | 0         | 2         | --       | 4          |
| 1978-79       | 8          | 3          | 2          | 3         | --       | 9          | 4          | 2         | 2         | 0         | --       | 4          | 4          | 1         | 0         | 3         | --       | 5          |
| 1979-80       | 4          | 2          | 1          | 1         | --       | 5          | 2          | 1         | 1         | 0         | --       | 2          | 2          | 1         | 0         | 1         | --       | 3          |
| 1980-81       | 4          | 1          | 1          | 2         | --       | 4          | 2          | 0         | 1         | 1         | --       | 1          | 2          | 1         | 0         | 1         | --       | 3          |
| 1981-82       | 8          | 2          | 4          | 2         | --       | 6          | 4          | 1         | 2         | 1         | --       | 3          | 4          | 1         | 2         | 1         | --       | 3          |
| 1982-83       | 7          | 4          | 3          | 0         | --       | 8          | 4          | 3         | 1         | 0         | --       | 6          | 3          | 1         | 2         | 0         | --       | 2          |
| 1983-84       | 7          | 3          | 4          | 0         | --       | 6          | 3          | 2         | 1         | 0         | --       | 4          | 4          | 1         | 3         | 0         | --       | 2          |
| 1984-85       | 7          | 7          | 0          | 0         | --       | 14         | 4          | 4         | 0         | 0         | --       | 8          | 3          | 3         | 0         | 0         | --       | 6          |
| 1985-86       | 7          | 6          | 1          | 0         | --       | 12         | 3          | 3         | 0         | 0         | --       | 6          | 4          | 3         | 1         | 0         | --       | 6          |
| 1986-87       | 7          | 3          | 4          | 0         | --       | 6          | 4          | 1         | 3         | 0         | --       | 2          | 3          | 2         | 1         | 0         | --       | 4          |
| 1987-88       | 7          | 3          | 3          | 1         | --       | 7          | 3          | 1         | 2         | 0         | --       | 2          | 4          | 2         | 1         | 1         | --       | 5          |
| 1988-89       | 7          | 3          | 3          | 1         | --       | 7          | 4          | 2         | 1         | 1         | --       | 5          | 3          | 1         | 2         | 0         | --       | 2          |
| 1989-90       | 7          | 2          | 5          | 0         | --       | 4          | 3          | 0         | 3         | 0         | --       | 0          | 4          | 2         | 2         | 0         | --       | 4          |
| 1990-91       | 7          | 2          | 3          | 2         | --       | 6          | 4          | 2         | 0         | 2         | --       | 6          | 3          | 0         | 3         | 0         | --       | 0          |
| 1991-92       | 7          | 1          | 6          | 0         | --       | 2          | 3          | 1         | 2         | 0         | --       | 2          | 4          | 0         | 4         | 0         | --       | 0          |
| 1992-93       | 7          | 4          | 2          | 1         | --       | 9          | 3          | 3         | 0         | 0         | --       | 6          | 4          | 1         | 2         | 1         | --       | 3          |
| 1993-94       | 5          | 1          | 3          | 1         | --       | 3          | 2          | 1         | 1         | 0         | --       | 2          | 3          | 0         | 2         | 1         | --       | 1          |
| 1994-95       | 4          | 2          | 2          | 0         | --       | 4          | 2          | 1         | 1         | 0         | --       | 2          | 2          | 1         | 1         | 0         | --       | 2          |
| 1995-96       | 5          | 1          | 3          | 1         | --       | 3          | 3          | 1         | 2         | 0         | --       | 2          | 2          | 0         | 1         | 1         | --       | 1          |
| 1996-97       | 6          | 2          | 3          | 1         | --       | 5          | 3          | 1         | 2         | 0         | --       | 2          | 3          | 1         | 1         | 1         | --       | 3          |
| 1997-98       | 5          | 3          | 1          | 1         | --       | 7          | 2          | 1         | 1         | 0         | --       | 2          | 3          | 2         | 0         | 1         | --       | 5          |
| 1998-99       | 5          | 2          | 2          | 1         | --       | 5          | 3          | 1         | 1         | 1         | --       | 3          | 2          | 1         | 1         | 0         | --       | 2          |
| 1999-00       | 5          | 4          | 1          | 0         | 0        | 8          | 2          | 1         | 1         | 0         | 0        | 2          | 3          | 3         | 0         | 0         | 0        | 6          |
| 2000-01       | 5          | 4          | 0          | 0         | 1        | 9          | 3          | 3         | 0         | 0         | 0        | 6          | 2          | 1         | 0         | 0         | 1        | 3          |
| 2001-02       | 5          | 3          | 2          | 0         | 0        | 6          | 2          | 2         | 0         | 0         | 0        | 4          | 3          | 1         | 2         | 0         | 0        | 2          |
| 2002-03       | 5          | 3          | 2          | 0         | 0        | 6          | 3          | 2         | 1         | 0         | 0        | 4          | 2          | 1         | 1         | 0         | 0        | 2          |
| 2003-04       | 6          | 5          | 1          | 0         | 0        | 10         | 3          | 2         | 1         | 0         | 0        | 4          | 3          | 3         | 0         | 0         | 0        | 6          |
| 2005-06       | 8          | 4          | 2          | --        | 2        | 10         | 4          | 1         | 2         | --        | 1        | 3          | 4          | 3         | 0         | --        | 1        | 7          |
| 2006-07       | 8          | 2          | 5          | --        | 1        | 5          | 4          | 0         | 3         | --        | 1        | 1          | 4          | 2         | 2         | --        | 0        | 4          |
| 2007-08       | 8          | 3          | 3          | --        | 2        | 8          | 4          | 1         | 2         | --        | 1        | 3          | 4          | 2         | 1         | --        | 1        | 5          |
| 2008-09       | 6          | 2          | 4          | --        | 0        | 4          | 3          | 1         | 2         | --        | 0        | 2          | 3          | 1         | 2         | --        | 0        | 2          |
| 2009-10       | 6          | 3          | 3          | --        | 0        | 6          | 3          | 2         | 1         | --        | 0        | 4          | 3          | 1         | 2         | --        | 0        | 2          |
| 2010-11       | 6          | 4          | 1          | --        | 1        | 9          | 3          | 2         | 0         | --        | 1        | 5          | 3          | 2         | 1         | --        | 0        | 4          |
| 2011-12       | 6          | 0          | 6          | --        | 0        | 0          | 3          | 0         | 3         | --        | 0        | 0          | 3          | 0         | 3         | --        | 0        | 0          |
| 2012-13       | 5          | 2          | 3          | --        | 0        | 4          | 3          | 2         | 1         | --        | 0        | 4          | 2          | 0         | 2         | --        | 0        | 0          |
| 2013-14       | 4          | 2          | 2          | --        | 0        | 4          | 2          | 2         | 0         | --        | 0        | 4          | 2          | 0         | 2         | --        | 0        | 0          |
| 2014-15       | 4          | 1          | 3          | --        | 0        | 2          | 2          | 1         | 1         | --        | 0        | 2          | 2          | 0         | 2         | --        | 0        | 0          |
| 2015-16       | 5          | 2          | 1          | --        | 2        | 6          | 3          | 1         | 0         | --        | 2        | 4          | 2          | 1         | 1         | --        | 0        | 2          |
| <b>TOTALS</b> | <b>285</b> | <b>121</b> | <b>118</b> | <b>37</b> | <b>9</b> | <b>288</b> | <b>143</b> | <b>69</b> | <b>54</b> | <b>14</b> | <b>6</b> | <b>158</b> | <b>142</b> | <b>52</b> | <b>64</b> | <b>23</b> | <b>3</b> | <b>130</b> |

\*Record includes game played at neutral site.



# FLYERS REGULAR SEASON RECORD

## VS. NHL TEAMS 1967-2016

### OTTAWA

| YEAR          | OVERALL   |           |           |          |          | HOME      |           |           |           |          | ROAD     |           |           |           |           |          |          |           |
|---------------|-----------|-----------|-----------|----------|----------|-----------|-----------|-----------|-----------|----------|----------|-----------|-----------|-----------|-----------|----------|----------|-----------|
|               | GP        | W         | L         | T        | OTL      | PTS       | GP        | W         | L         | T        | OTL      | PTS       | GP        | W         | L         | T        | OTL      | PTS       |
| 1992-93       | 3         | 2         | 1         | 0        | --       | 4         | 2         | 2         | 0         | 0        | --       | 4         | 1         | 0         | 1         | 0        | --       | 0         |
| 1993-94       | 4         | 3         | 0         | 1        | --       | 7         | 2         | 2         | 0         | 0        | --       | 4         | 2         | 1         | 0         | 1        | --       | 3         |
| 1994-95       | 3         | 1         | 2         | 0        | --       | 2         | 1         | 0         | 1         | 0        | --       | 0         | 2         | 1         | 1         | 0        | --       | 2         |
| 1995-96       | 4         | 4         | 0         | 0        | --       | 8         | 2         | 2         | 0         | 0        | --       | 4         | 2         | 2         | 0         | 0        | --       | 4         |
| 1996-97       | 4         | 4         | 0         | 0        | --       | 8         | 2         | 2         | 0         | 0        | --       | 4         | 2         | 2         | 0         | 0        | --       | 4         |
| 1997-98       | 4         | 4         | 0         | 0        | --       | 8         | 2         | 2         | 0         | 0        | --       | 4         | 2         | 2         | 0         | 0        | --       | 4         |
| 1998-99       | 5         | 1         | 4         | 0        | --       | 2         | 2         | 0         | 2         | 0        | --       | 0         | 3         | 1         | 2         | 0        | --       | 2         |
| 1999-00       | 4         | 0         | 2         | 2        | 0        | 2         | 2         | 0         | 1         | 1        | 0        | 1         | 2         | 0         | 1         | 1        | 0        | 1         |
| 2000-01       | 4         | 1         | 2         | 1        | 0        | 3         | 2         | 1         | 1         | 0        | 0        | 2         | 2         | 0         | 1         | 1        | 0        | 1         |
| 2001-02       | 4         | 1         | 2         | 1        | 0        | 3         | 2         | 0         | 1         | 1        | 0        | 1         | 2         | 1         | 1         | 0        | 0        | 2         |
| 2002-03       | 4         | 1         | 1         | 2        | 0        | 4         | 2         | 1         | 1         | 0        | 0        | 2         | 2         | 0         | 0         | 2        | 0        | 2         |
| 2003-04       | 4         | 1         | 2         | 1        | 0        | 3         | 2         | 1         | 1         | 0        | 0        | 2         | 2         | 0         | 1         | 1        | 0        | 1         |
| 2005-06       | 4         | 3         | 1         | --       | 0        | 6         | 2         | 2         | 0         | --       | 0        | 4         | 2         | 1         | 1         | --       | 0        | 2         |
| 2006-07       | 4         | 0         | 3         | --       | 1        | 1         | 2         | 0         | 1         | --       | 1        | 1         | 2         | 0         | 2         | --       | 0        | 0         |
| 2007-08       | 4         | 3         | 0         | --       | 1        | 7         | 2         | 2         | 0         | --       | 0        | 4         | 2         | 1         | 0         | --       | 1        | 3         |
| 2008-09       | 4         | 1         | 2         | --       | 1        | 3         | 2         | 1         | 1         | --       | 0        | 2         | 2         | 0         | 1         | --       | 1        | 1         |
| 2009-10       | 4         | 1         | 3         | --       | 0        | 2         | 2         | 1         | 1         | --       | 0        | 2         | 2         | 0         | 2         | --       | 0        | 0         |
| 2010-11       | 4         | 2         | 2         | --       | 0        | 4         | 2         | 2         | 0         | --       | 0        | 4         | 2         | 0         | 2         | --       | 0        | 0         |
| 2011-12       | 4         | 2         | 1         | --       | 1        | 5         | 2         | 1         | 0         | --       | 1        | 3         | 2         | 1         | 1         | --       | 0        | 2         |
| 2012-13       | 3         | 2         | 1         | --       | 0        | 4         | 2         | 1         | 1         | --       | 0        | 2         | 2         | 1         | 0         | --       | 0        | 2         |
| 2013-14       | 3         | 2         | 0         | --       | 1        | 5         | 1         | 1         | 0         | --       | 0        | 2         | 2         | 1         | 0         | --       | 1        | 3         |
| 2014-15       | 3         | 1         | 1         | --       | 1        | 3         | 2         | 1         | 1         | --       | 0        | 2         | 1         | 0         | 0         | --       | 1        | 1         |
| 2015-16       | 3         | 2         | 1         | --       | 0        | 4         | 1         | 1         | 0         | --       | 0        | 2         | 2         | 1         | 1         | --       | 0        | 2         |
| <b>TOTALS</b> | <b>87</b> | <b>42</b> | <b>31</b> | <b>8</b> | <b>6</b> | <b>98</b> | <b>43</b> | <b>26</b> | <b>13</b> | <b>2</b> | <b>2</b> | <b>56</b> | <b>44</b> | <b>16</b> | <b>18</b> | <b>6</b> | <b>4</b> | <b>42</b> |

### PITTSBURGH

| YEAR    | OVERALL |   |   |   |     | HOME |    |   |   |   | ROAD |     |    |   |   |   |     |     |
|---------|---------|---|---|---|-----|------|----|---|---|---|------|-----|----|---|---|---|-----|-----|
|         | GP      | W | L | T | OTL | PTS  | GP | W | L | T | OTL  | PTS | GP | W | L | T | OTL | PTS |
| 1967-68 | 10      | 3 | 4 | 3 | --  | 9    | 5* | 3 | 2 | 0 | --   | 6   | 5  | 0 | 2 | 3 | --  | 3   |
| 1968-69 | 8       | 4 | 1 | 3 | --  | 11   | 4  | 3 | 0 | 1 | --   | 7   | 4  | 1 | 1 | 2 | --  | 4   |
| 1969-70 | 8       | 1 | 5 | 2 | --  | 4    | 4  | 1 | 2 | 1 | --   | 3   | 4  | 0 | 3 | 1 | --  | 1   |
| 1970-71 | 6       | 3 | 1 | 2 | --  | 8    | 3  | 3 | 0 | 0 | --   | 6   | 3  | 0 | 1 | 2 | --  | 2   |
| 1971-72 | 6       | 2 | 3 | 1 | --  | 5    | 3  | 2 | 0 | 1 | --   | 5   | 3  | 0 | 3 | 0 | --  | 0   |
| 1972-73 | 6       | 4 | 2 | 0 | --  | 8    | 3  | 3 | 0 | 0 | --   | 6   | 3  | 1 | 2 | 0 | --  | 2   |
| 1973-74 | 5       | 3 | 2 | 0 | --  | 6    | 3  | 2 | 1 | 0 | --   | 4   | 2  | 1 | 1 | 0 | --  | 2   |
| 1974-75 | 4       | 3 | 1 | 0 | --  | 6    | 2  | 2 | 0 | 0 | --   | 4   | 2  | 1 | 1 | 0 | --  | 2   |
| 1975-76 | 4       | 3 | 0 | 1 | --  | 7    | 2  | 2 | 0 | 0 | --   | 4   | 2  | 1 | 0 | 1 | --  | 3   |
| 1976-77 | 4       | 3 | 1 | 0 | --  | 6    | 2  | 2 | 0 | 0 | --   | 4   | 2  | 1 | 1 | 0 | --  | 2   |
| 1977-78 | 4       | 3 | 0 | 1 | --  | 7    | 2  | 1 | 0 | 1 | --   | 3   | 2  | 2 | 0 | 0 | --  | 4   |
| 1978-79 | 4       | 3 | 1 | 0 | --  | 6    | 2  | 2 | 0 | 0 | --   | 4   | 2  | 1 | 1 | 0 | --  | 2   |
| 1979-80 | 4       | 3 | 0 | 1 | --  | 7    | 2  | 1 | 0 | 1 | --   | 3   | 2  | 2 | 0 | 0 | --  | 4   |
| 1980-81 | 4       | 4 | 0 | 0 | --  | 8    | 2  | 2 | 0 | 0 | --   | 4   | 2  | 2 | 0 | 0 | --  | 4   |
| 1981-82 | 8       | 5 | 2 | 1 | --  | 11   | 4  | 4 | 0 | 0 | --   | 8   | 4  | 1 | 2 | 1 | --  | 3   |
| 1982-83 | 7       | 5 | 1 | 1 | --  | 11   | 4  | 4 | 0 | 0 | --   | 8   | 3  | 1 | 1 | 1 | --  | 3   |
| 1983-84 | 7       | 7 | 0 | 0 | --  | 14   | 3  | 3 | 0 | 0 | --   | 6   | 4  | 4 | 0 | 0 | --  | 8   |
| 1984-85 | 7       | 5 | 2 | 0 | --  | 10   | 4  | 4 | 0 | 0 | --   | 8   | 3  | 1 | 2 | 0 | --  | 2   |
| 1985-86 | 7       | 6 | 0 | 1 | --  | 13   | 3  | 3 | 0 | 0 | --   | 6   | 4  | 3 | 0 | 1 | --  | 7   |
| 1986-87 | 7       | 4 | 1 | 2 | --  | 10   | 4  | 3 | 0 | 1 | --   | 7   | 3  | 1 | 1 | 1 | --  | 3   |
| 1987-88 | 7       | 5 | 2 | 0 | --  | 10   | 3  | 3 | 0 | 0 | --   | 6   | 4  | 2 | 2 | 0 | --  | 4   |
| 1988-89 | 7       | 3 | 4 | 0 | --  | 6    | 4  | 2 | 2 | 0 | --   | 4   | 3  | 1 | 2 | 0 | --  | 2   |
| 1989-90 | 7       | 4 | 3 | 0 | --  | 8    | 3  | 2 | 1 | 0 | --   | 4   | 4  | 2 | 2 | 0 | --  | 4   |
| 1990-91 | 7       | 4 | 2 | 1 | --  | 9    | 4  | 2 | 2 | 0 | --   | 4   | 3  | 2 | 0 | 1 | --  | 5   |
| 1991-92 | 7       | 0 | 5 | 2 | --  | 2    | 3  | 0 | 2 | 1 | --   | 1   | 4  | 0 | 3 | 1 | --  | 1   |
| 1992-93 | 7       | 1 | 5 | 1 | --  | 3    | 3  | 1 | 2 | 0 | --   | 2   | 4  | 0 | 3 | 1 | --  | 1   |
| 1993-94 | 4       | 1 | 2 | 1 | --  | 3    | 2  | 1 | 1 | 0 | --   | 2   | 2  | 0 | 1 | 1 | --  | 1   |
| 1994-95 | 3       | 2 | 1 | 0 | --  | 4    | 2  | 2 | 0 | 0 | --   | 4   | 1  | 0 | 1 | 0 | --  | 0   |
| 1995-96 | 4       | 2 | 2 | 0 | --  | 4    | 2  | 2 | 0 | 0 | --   | 4   | 2  | 0 | 2 | 0 | --  | 0   |
| 1996-97 | 4       | 3 | 1 | 0 | --  | 6    | 2  | 2 | 0 | 0 | --   | 4   | 2  | 1 | 1 | 0 | --  | 2   |
| 1997-98 | 4       | 2 | 2 | 0 | --  | 4    | 2  | 2 | 0 | 0 | --   | 4   | 2  | 0 | 2 | 0 | --  | 0   |
| 1998-99 | 5       | 3 | 1 | 1 | --  | 7    | 2  | 2 | 0 | 0 | --   | 4   | 3  | 1 | 1 | 1 | --  | 3   |

\*Record includes game played at neutral site.



# FLYERS REGULAR SEASON RECORD VS. NHL TEAMS 1967-2016

## PITTSBURGH (continued)

| YEAR          | OVERALL    |            |           |           |          | HOME       |            |           |           |          | ROAD     |            |            |           |           |           |          |            |
|---------------|------------|------------|-----------|-----------|----------|------------|------------|-----------|-----------|----------|----------|------------|------------|-----------|-----------|-----------|----------|------------|
|               | GP         | W          | L         | T         | OTL      | PTS        | GP         | W         | L         | T        | OTL      | PTS        | GP         | W         | L         | T         | OTL      | PTS        |
| 1999-00       | 5          | 4          | 0         | 1         | 0        | 9          | 3          | 3         | 0         | 0        | 0        | 6          | 2          | 1         | 0         | 1         | 0        | 3          |
| 2000-01       | 5          | 2          | 3         | 0         | 0        | 4          | 2          | 1         | 1         | 0        | 0        | 2          | 3          | 1         | 2         | 0         | 0        | 2          |
| 2001-02       | 5          | 3          | 1         | 1         | 0        | 7          | 3          | 3         | 0         | 0        | 0        | 6          | 2          | 0         | 1         | 1         | 0        | 1          |
| 2002-03       | 5          | 4          | 1         | 0         | 0        | 8          | 2          | 2         | 0         | 0        | 0        | 4          | 3          | 2         | 1         | 0         | 0        | 4          |
| 2003-04       | 6          | 2          | 1         | 3         | 0        | 7          | 3          | 1         | 1         | 1        | 0        | 3          | 3          | 1         | 0         | 2         | 0        | 4          |
| 2005-06       | 8          | 6          | 1         | --        | 1        | 13         | 4          | 3         | 0         | --       | 1        | 7          | 4          | 3         | 1         | --        | 0        | 6          |
| 2006-07       | 8          | 0          | 6         | --        | 2        | 2          | 4          | 0         | 3         | --       | 1        | 1          | 4          | 0         | 3         | --        | 1        | 1          |
| 2007-08       | 8          | 5          | 3         | --        | 0        | 10         | 4          | 4         | 0         | --       | 0        | 8          | 4          | 1         | 3         | --        | 0        | 2          |
| 2008-09       | 6          | 2          | 2         | --        | 2        | 6          | 3          | 1         | 2         | --       | 0        | 2          | 3          | 1         | 0         | --        | 2        | 4          |
| 2009-10       | 6          | 1          | 4         | --        | 1        | 2          | 3          | 0         | 2         | --       | 1        | 0          | 3          | 1         | 2         | --        | 0        | 2          |
| 2010-11       | 6          | 4          | 1         | --        | 1        | 9          | 3          | 1         | 1         | --       | 1        | 3          | 3          | 3         | 0         | --        | 0        | 6          |
| 2011-12       | 6          | 4          | 2         | --        | 0        | 8          | 3          | 2         | 1         | --       | 0        | 4          | 3          | 2         | 1         | --        | 0        | 4          |
| 2012-13       | 4          | 1          | 2         | --        | 1        | 3          | 2          | 0         | 2         | --       | 0        | 0          | 2          | 1         | 0         | --        | 1        | 3          |
| 2013-14       | 5          | 4          | 1         | --        | 0        | 8          | 2          | 1         | 1         | --       | 0        | 2          | 3          | 3         | 0         | --        | 0        | 7          |
| 2014-15       | 4          | 4          | 0         | --        | 0        | 8          | 2          | 2         | 0         | --       | 0        | 4          | 2          | 2         | 0         | --        | 0        | 4          |
| 2015-16       | 4          | 1          | 3         | --        | 0        | 2          | 2          | 1         | 1         | --       | 0        | 2          | 2          | 0         | 2         | --        | 0        | 0          |
| <b>TOTALS</b> | <b>277</b> | <b>151</b> | <b>88</b> | <b>30</b> | <b>8</b> | <b>340</b> | <b>138</b> | <b>96</b> | <b>30</b> | <b>8</b> | <b>4</b> | <b>204</b> | <b>139</b> | <b>55</b> | <b>58</b> | <b>22</b> | <b>4</b> | <b>136</b> |

## ST. LOUIS

| YEAR    | OVERALL      |   |   |   |     | HOME |              |   |   |   | ROAD |     |              |   |   |   |     |     |
|---------|--------------|---|---|---|-----|------|--------------|---|---|---|------|-----|--------------|---|---|---|-----|-----|
|         | GP           | W | L | T | OTL | PTS  | GP           | W | L | T | OTL  | PTS | GP           | W | L | T | OTL | PTS |
| 1967-68 | 10           | 7 | 1 | 2 | --  | 16   | 5            | 3 | 0 | 2 | --   | 8   | 5            | 4 | 1 | 0 | --  | 8   |
| 1968-69 | 8            | 1 | 6 | 1 | --  | 3    | 4            | 1 | 2 | 1 | --   | 3   | 4            | 0 | 4 | 0 | --  | 0   |
| 1969-70 | 8            | 1 | 5 | 2 | --  | 4    | 4            | 1 | 2 | 1 | --   | 3   | 4            | 0 | 3 | 1 | --  | 1   |
| 1970-71 | 6            | 1 | 3 | 2 | --  | 4    | 3            | 0 | 2 | 1 | --   | 1   | 3            | 1 | 1 | 1 | --  | 3   |
| 1971-72 | 6            | 1 | 2 | 3 | --  | 5    | 3            | 1 | 1 | 1 | --   | 3   | 3            | 0 | 1 | 2 | --  | 2   |
| 1972-73 | 5            | 3 | 1 | 1 | --  | 7    | 2            | 2 | 0 | 0 | --   | 4   | 3            | 1 | 1 | 1 | --  | 3   |
| 1973-74 | 6            | 6 | 0 | 0 | --  | 12   | 3            | 3 | 0 | 0 | --   | 6   | 3            | 3 | 0 | 0 | --  | 6   |
| 1974-75 | 5            | 3 | 2 | 0 | --  | 6    | 2            | 2 | 0 | 0 | --   | 4   | 3            | 1 | 2 | 0 | --  | 2   |
| 1975-76 | 5            | 3 | 1 | 1 | --  | 7    | 3            | 3 | 0 | 0 | --   | 6   | 2            | 0 | 1 | 1 | --  | 1   |
| 1976-77 | 5            | 5 | 0 | 0 | --  | 10   | 2            | 2 | 0 | 0 | --   | 4   | 3            | 3 | 0 | 0 | --  | 6   |
| 1977-78 | 5            | 4 | 1 | 0 | --  | 8    | 3            | 3 | 0 | 0 | --   | 6   | 2            | 1 | 1 | 0 | --  | 2   |
| 1978-79 | 5            | 4 | 1 | 0 | --  | 8    | 3            | 3 | 0 | 0 | --   | 6   | 2            | 1 | 1 | 0 | --  | 2   |
| 1979-80 | 4            | 2 | 0 | 2 | --  | 6    | 2            | 1 | 0 | 1 | --   | 3   | 2            | 1 | 0 | 1 | --  | 3   |
| 1980-81 | 4            | 3 | 0 | 1 | --  | 7    | 2            | 1 | 0 | 1 | --   | 3   | 2            | 2 | 0 | 0 | --  | 4   |
| 1981-82 | 3            | 3 | 0 | 0 | --  | 6    | 1            | 1 | 0 | 0 | --   | 2   | 2            | 2 | 0 | 0 | --  | 4   |
| 1982-83 | 3            | 3 | 0 | 0 | --  | 6    | 2            | 2 | 0 | 0 | --   | 4   | 1            | 1 | 0 | 0 | --  | 2   |
| 1983-84 | 3            | 1 | 2 | 0 | --  | 2    | 1            | 1 | 0 | 0 | --   | 2   | 2            | 0 | 2 | 0 | --  | 0   |
| 1984-85 | 3            | 3 | 0 | 0 | --  | 6    | 2            | 2 | 0 | 0 | --   | 4   | 1            | 1 | 0 | 0 | --  | 2   |
| 1985-86 | 3            | 2 | 1 | 0 | --  | 4    | 1            | 1 | 0 | 0 | --   | 2   | 2            | 1 | 1 | 0 | --  | 2   |
| 1986-87 | 3            | 3 | 0 | 0 | --  | 6    | 2            | 2 | 0 | 0 | --   | 4   | 1            | 1 | 0 | 0 | --  | 2   |
| 1987-88 | 3            | 2 | 1 | 0 | --  | 4    | 1            | 1 | 0 | 0 | --   | 2   | 2            | 1 | 1 | 0 | --  | 2   |
| 1988-89 | 3            | 0 | 3 | 0 | --  | 0    | 2            | 0 | 2 | 0 | --   | 0   | 1            | 0 | 1 | 0 | --  | 0   |
| 1989-90 | 3            | 2 | 1 | 0 | --  | 4    | 1            | 1 | 0 | 0 | --   | 2   | 2            | 1 | 1 | 0 | --  | 2   |
| 1990-91 | 3            | 1 | 1 | 1 | --  | 3    | 2            | 0 | 1 | 1 | --   | 1   | 1            | 1 | 0 | 0 | --  | 2   |
| 1991-92 | 2            | 2 | 0 | 0 | --  | 4    | 1            | 1 | 0 | 0 | --   | 2   | 1            | 1 | 0 | 0 | --  | 2   |
| 1992-93 | 2            | 1 | 1 | 0 | --  | 2    | 1            | 1 | 0 | 0 | --   | 2   | 1            | 0 | 1 | 0 | --  | 0   |
| 1993-94 | 2            | 2 | 0 | 0 | --  | 4    | 1            | 1 | 0 | 0 | --   | 2   | 1            | 1 | 0 | 0 | --  | 2   |
| 1994-95 | Did Not Play |   |   |   |     |      | Did Not Play |   |   |   |      |     | Did Not Play |   |   |   |     |     |
| 1995-96 | 2            | 1 | 0 | 1 | --  | 3    | 1            | 0 | 0 | 1 | --   | 1   | 1            | 1 | 0 | 0 | --  | 2   |
| 1996-97 | 2            | 1 | 1 | 0 | --  | 2    | 1            | 1 | 0 | 0 | --   | 2   | 1            | 0 | 1 | 0 | --  | 0   |
| 1997-98 | 2            | 1 | 1 | 0 | --  | 2    | 1            | 0 | 1 | 0 | --   | 0   | 1            | 1 | 0 | 0 | --  | 2   |
| 1998-99 | 2            | 1 | 1 | 0 | --  | 2    | 1            | 1 | 0 | 0 | --   | 2   | 1            | 0 | 1 | 0 | --  | 0   |
| 1999-00 | 2            | 1 | 1 | 0 | 0   | 2    | 1            | 1 | 0 | 0 | 0    | 2   | 1            | 0 | 1 | 0 | 0   | 0   |
| 2000-01 | 2            | 2 | 0 | 0 | 0   | 4    | 1            | 1 | 0 | 0 | 0    | 2   | 1            | 1 | 0 | 0 | 0   | 2   |
| 2001-02 | 2            | 2 | 0 | 0 | 0   | 4    | 1            | 1 | 0 | 0 | 0    | 2   | 1            | 1 | 0 | 0 | 0   | 2   |
| 2002-03 | 2            | 1 | 1 | 0 | 0   | 2    | 1            | 0 | 1 | 0 | 0    | 0   | 1            | 1 | 0 | 0 | 0   | 2   |

\*Record includes game played at neutral site.



# FLYERS REGULAR SEASON RECORD

## VS. NHL TEAMS 1967-2016

### ST. LOUIS (continued)

| YEAR          | OVERALL    |              |           |           |          | HOME       |           |           |           |           | ROAD     |            |           |           |           |          |          |           |  |
|---------------|------------|--------------|-----------|-----------|----------|------------|-----------|-----------|-----------|-----------|----------|------------|-----------|-----------|-----------|----------|----------|-----------|--|
|               | GP         | W            | L         | T         | OTL      | PTS        | GP        | W         | L         | T         | OTL      | PTS        | GP        | W         | L         | T        | OTL      | PTS       |  |
| 2003-04       | 1          | 1            | 0         | 0         | 0        | 2          |           |           |           |           |          |            | 1         | 1         | 0         | 0        | 0        | 2         |  |
| 2005-06       | 1          | 1            | 0         | 0         | --       | 2          |           |           |           |           |          |            | 1         | 1         | 0         | --       | 0        | 2         |  |
| 2006-07       | 1          | 1            | 0         | --        | 0        | 2          | 1         | 1         | 0         | --        | 0        | 2          |           |           |           |          |          |           |  |
| 2007-08       |            | Did Not Play |           |           |          |            |           |           |           |           |          |            |           |           |           |          |          |           |  |
| 2008-09       | 1          | 0            | 1         | --        | 0        | 0          |           |           |           |           |          |            | 1         | 0         | 1         | --       | 0        | 0         |  |
| 2009-10       | 1          | 1            | 0         | --        | 0        | 2          | 1         | 1         | 0         | --        | 0        | 2          |           |           |           |          |          |           |  |
| 2010-11       | 1          | 0            | 0         | --        | 1        | 1          |           |           |           |           |          |            | 1         | 0         | 0         | --       | 1        | 1         |  |
| 2011-12       | 1          | 0            | 1         | --        | 0        | 0          | 1         | 0         | 1         | --        | 0        | 0          |           |           |           |          |          |           |  |
| 2012-13       |            | Did Not Play |           |           |          |            |           |           |           |           |          |            |           |           |           |          |          |           |  |
| 2013-14       | 2          | 1            | 0         | --        | 1        | 3          | 1         | 1         | 0         | --        | 0        | 2          | 1         | 0         | 0         | --       | 1        | 1         |  |
| 2014-15       | 2          | 1            | 0         | --        | 1        | 3          | 1         | 1         | 0         | --        | 0        | 2          | 1         | 0         | 0         | --       | 1        | 1         |  |
| 2015-16       | 2          | 2            | 0         | --        | 0        | 4          | 1         | 1         | 0         | --        | 0        | 2          | 1         | 1         | 0         | --       | 0        | 2         |  |
| <b>TOTALS</b> | <b>147</b> | <b>87</b>    | <b>40</b> | <b>17</b> | <b>3</b> | <b>194</b> | <b>73</b> | <b>50</b> | <b>13</b> | <b>10</b> | <b>0</b> | <b>110</b> | <b>74</b> | <b>37</b> | <b>27</b> | <b>7</b> | <b>3</b> | <b>84</b> |  |

### SAN JOSE

| YEAR          | OVERALL   |              |           |          |          | HOME      |           |          |          |          | ROAD     |           |           |          |          |          |          |           |  |
|---------------|-----------|--------------|-----------|----------|----------|-----------|-----------|----------|----------|----------|----------|-----------|-----------|----------|----------|----------|----------|-----------|--|
|               | GP        | W            | L         | T        | OTL      | PTS       | GP        | W        | L        | T        | OTL      | PTS       | GP        | W        | L        | T        | OTL      | PTS       |  |
| 1991-92       | 3         | 2            | 1         | 0        | --       | 4         | 1         | 1        | 0        | 0        | --       | 2         | 2         | 1        | 1        | 0        | --       | 2         |  |
| 1992-93       | 2         | 2            | 0         | 0        | --       | 4         | 1         | 1        | 0        | 0        | --       | 2         | 1         | 1        | 0        | 0        | --       | 2         |  |
| 1993-94       | 2         | 1            | 1         | 0        | --       | 2         | 1         | 0        | 1        | 0        | --       | 0         | 1         | 1        | 0        | 0        | --       | 2         |  |
| 1994-95       |           | Did Not Play |           |          |          |           |           |          |          |          |          |           |           |          |          |          |          |           |  |
| 1995-96       | 2         | 2            | 0         | 0        | --       | 4         | 1         | 1        | 0        | 0        | --       | 2         | 1         | 1        | 0        | 0        | --       | 2         |  |
| 1996-97       | 2         | 1            | 0         | 1        | --       | 3         | 1         | 0        | 0        | 1        | --       | 1         | 1         | 1        | 0        | 0        | --       | 2         |  |
| 1997-98       | 2         | 1            | 1         | 0        | --       | 2         | 1         | 0        | 1        | 0        | --       | 0         | 1         | 1        | 0        | 0        | --       | 2         |  |
| 1998-99       | 2         | 1            | 0         | 1        | --       | 3         | 1         | 1        | 0        | 0        | --       | 2         | 1         | 0        | 0        | 1        | --       | 1         |  |
| 1999-00       | 2         | 2            | 0         | 0        | 0        | 4         | 1         | 1        | 0        | 0        | 0        | 2         | 1         | 1        | 0        | 0        | 0        | 2         |  |
| 2000-01       | 1         | 1            | 0         | 0        | 0        | 2         | 1         | 1        | 0        | 0        | 0        | 2         |           |          |          |          |          |           |  |
| 2001-02       | 1         | 0            | 1         | 0        | 0        | 0         |           |          |          |          |          |           | 1         | 0        | 1        | 0        | 0        | 0         |  |
| 2002-03       | 2         | 0            | 1         | 1        | 0        | 1         | 1         | 0        | 0        | 1        | 0        | 1         | 1         | 0        | 1        | 0        | 0        | 0         |  |
| 2003-04       | 2         | 0            | 1         | 1        | 0        | 1         | 1         | 0        | 1        | 0        | 0        | 0         | 1         | 0        | 0        | 1        | 0        | 1         |  |
| 2005-06       |           | Did Not Play |           |          |          |           |           |          |          |          |          |           |           |          |          |          |          |           |  |
| 2006-07       | 1         | 0            | 1         | 0        | --       | 0         |           |          |          |          |          |           | 1         | 0        | 1        | --       | 0        | 0         |  |
| 2007-08       | 1         | 0            | 1         | --       | 0        | 0         | 1         | 0        | 1        | --       | 0        | 0         |           |          |          |          |          |           |  |
| 2008-09       | 2         | 0            | 0         | --       | 2        | 2         | 1         | 0        | 0        | --       | 1        | 1         | 1         | 0        | 0        | --       | 1        | 1         |  |
| 2009-10       | 2         | 0            | 2         | --       | 0        | 0         | 1         | 0        | 1        | --       | 0        | 0         | 1         | 0        | 1        | --       | 0        | 0         |  |
| 2010-11       | 1         | 0            | 0         | --       | 1        | 1         | 1         | 0        | 0        | --       | 1        | 1         |           |          |          |          |          |           |  |
| 2011-12       | 1         | 0            | 1         | --       | 0        | 0         |           |          |          |          |          |           | 1         | 0        | 1        | --       | 0        | 0         |  |
| 2012-13       |           | Did Not Play |           |          |          |           |           |          |          |          |          |           |           |          |          |          |          |           |  |
| 2013-14       | 2         | 1            | 1         | --       | 0        | 2         | 1         | 0        | 1        | --       | 0        | 0         | 1         | 1        | 0        | --       | 0        | 2         |  |
| 2014-15       | 2         | 0            | 1         | --       | 1        | 1         | 1         | 0        | 0        | --       | 1        | 1         | 1         | 0        | 1        | --       | 0        | 0         |  |
| 2015-16       | 2         | 0            | 1         | --       | 1        | 1         | 1         | 0        | 0        | --       | 1        | 1         | 1         | 0        | 1        | --       | 0        | 0         |  |
| <b>TOTALS</b> | <b>37</b> | <b>14</b>    | <b>14</b> | <b>4</b> | <b>5</b> | <b>37</b> | <b>18</b> | <b>6</b> | <b>6</b> | <b>2</b> | <b>4</b> | <b>18</b> | <b>19</b> | <b>8</b> | <b>8</b> | <b>2</b> | <b>1</b> | <b>19</b> |  |

\*Record includes game played at neutral site.





# FLYERS REGULAR SEASON RECORD

## VS. NHL TEAMS 1967-2016

### TAMPA BAY

| YEAR          | OVERALL   |           |           |          |          | HOME       |           |           |           |          | ROAD     |           |           |           |           |          |          |           |
|---------------|-----------|-----------|-----------|----------|----------|------------|-----------|-----------|-----------|----------|----------|-----------|-----------|-----------|-----------|----------|----------|-----------|
|               | GP        | W         | L         | T        | OTL      | PTS        | GP        | W         | L         | T        | OTL      | PTS       | GP        | W         | L         | T        | OTL      | PTS       |
| 1992-93       | 2         | 1         | 1         | 0        | --       | 2          | 1         | 1         | 0         | 0        | --       | 2         | 1         | 0         | 1         | 0        | --       | 0         |
| 1993-94       | 5         | 3         | 1         | 1        | --       | 7          | 2         | 1         | 0         | 1        | --       | 3         | 3         | 2         | 1         | 0        | --       | 4         |
| 1994-95       | 4         | 4         | 0         | 0        | --       | 8          | 2         | 2         | 0         | 0        | --       | 4         | 2         | 2         | 0         | 0        | --       | 4         |
| 1995-96       | 5         | 2         | 1         | 2        | --       | 6          | 3         | 1         | 0         | 2        | --       | 4         | 2         | 1         | 1         | 0        | --       | 2         |
| 1996-97       | 5         | 2         | 2         | 1        | --       | 5          | 2         | 0         | 1         | 1        | --       | 1         | 3         | 2         | 1         | 0        | --       | 4         |
| 1997-98       | 6         | 5         | 0         | 1        | --       | 11         | 3         | 3         | 0         | 0        | --       | 6         | 3         | 2         | 0         | 1        | --       | 5         |
| 1998-99       | 4         | 2         | 1         | 1        | --       | 5          | 2         | 1         | 0         | 1        | --       | 3         | 2         | 1         | 1         | 0        | --       | 2         |
| 1999-00       | 4         | 3         | 1         | 0        | 0        | 6          | 2         | 2         | 0         | 0        | 0        | 4         | 2         | 1         | 1         | 0        | 0        | 2         |
| 2000-01       | 4         | 2         | 1         | 1        | 0        | 5          | 2         | 1         | 0         | 1        | 0        | 3         | 2         | 1         | 1         | 0        | 0        | 2         |
| 2001-02       | 4         | 3         | 0         | 1        | 0        | 7          | 2         | 1         | 0         | 1        | 0        | 3         | 2         | 2         | 0         | 0        | 0        | 4         |
| 2002-03       | 4         | 3         | 1         | 0        | 0        | 6          | 2         | 1         | 1         | 0        | 0        | 2         | 2         | 2         | 0         | 0        | 0        | 4         |
| 2003-04       | 4         | 0         | 3         | 0        | 1        | 1          | 2         | 0         | 1         | 0        | 1        | 1         | 2         | 0         | 2         | 0        | 0        | 0         |
| 2005-06       | 4         | 0         | 4         | --       | 0        | 0          | 2         | 0         | 2         | --       | 0        | 0         | 2         | 0         | 2         | 0        | 0        | 0         |
| 2006-07       | 4         | 1         | 2         | --       | 1        | 3          | 2         | 0         | 1         | --       | 1        | 1         | 2         | 1         | 1         | --       | 0        | 2         |
| 2007-08       | 4         | 2         | 2         | --       | 0        | 4          | 2         | 1         | 1         | --       | 0        | 2         | 2         | 1         | 1         | --       | 0        | 2         |
| 2008-09       | 4         | 2         | 2         | --       | 0        | 4          | 2         | 1         | 1         | --       | 0        | 2         | 2         | 1         | 1         | --       | 0        | 2         |
| 2009-10       | 4         | 4         | 0         | --       | 0        | 8          | 2         | 2         | 0         | --       | 0        | 4         | 2         | 2         | 0         | --       | 0        | 4         |
| 2010-11       | 4         | 1         | 3         | --       | 0        | 2          | 2         | 0         | 2         | --       | 0        | 0         | 2         | 1         | 1         | --       | 0        | 2         |
| 2011-12       | 4         | 1         | 2         | --       | 1        | 3          | 2         | 1         | 1         | --       | 0        | 2         | 2         | 0         | 1         | --       | 1        | 1         |
| 2012-13       | 3         | 1         | 2         | --       | 0        | 2          | 1         | 1         | 0         | --       | 0        | 2         | 2         | 0         | 2         | --       | 0        | 0         |
| 2013-14       | 3         | 0         | 3         | --       | 0        | 0          | 1         | 0         | 1         | --       | 0        | 0         | 2         | 0         | 2         | --       | 0        | 0         |
| 2014-15       | 3         | 1         | 2         | --       | 0        | 2          | 2         | 1         | 1         | --       | 0        | 2         | 1         | 0         | 1         | --       | 0        | 0         |
| 2015-16       | 3         | 2         | 0         | --       | 1        | 5          | 1         | 1         | 0         | --       | 0        | 2         | 2         | 1         | 0         | --       | 1        | 3         |
| <b>TOTALS</b> | <b>91</b> | <b>45</b> | <b>34</b> | <b>8</b> | <b>4</b> | <b>102</b> | <b>44</b> | <b>22</b> | <b>13</b> | <b>7</b> | <b>2</b> | <b>53</b> | <b>47</b> | <b>23</b> | <b>21</b> | <b>1</b> | <b>2</b> | <b>49</b> |

### TORONTO

| YEAR    | OVERALL      |   |   |   |     | HOME |              |   |   |   | ROAD |     |              |   |   |   |     |     |
|---------|--------------|---|---|---|-----|------|--------------|---|---|---|------|-----|--------------|---|---|---|-----|-----|
|         | GP           | W | L | T | OTL | PTS  | GP           | W | L | T | OTL  | PTS | GP           | W | L | T | OTL | PTS |
| 1967-68 | 4            | 3 | 1 | 0 | --  | 6    | 2*           | 2 | 0 | 0 | --   | 4   | 2            | 1 | 1 | 0 | --  | 2   |
| 1968-69 | 6            | 1 | 1 | 4 | --  | 6    | 3            | 0 | 1 | 2 | --   | 2   | 3            | 1 | 0 | 2 | --  | 4   |
| 1969-70 | 6            | 2 | 3 | 1 | --  | 5    | 3            | 1 | 1 | 1 | --   | 3   | 3            | 1 | 2 | 0 | --  | 2   |
| 1970-71 | 6            | 3 | 2 | 1 | --  | 7    | 3            | 2 | 0 | 1 | --   | 5   | 3            | 1 | 2 | 0 | --  | 2   |
| 1971-72 | 6            | 2 | 2 | 2 | --  | 6    | 3            | 1 | 1 | 1 | --   | 3   | 3            | 1 | 1 | 1 | --  | 3   |
| 1972-73 | 5            | 3 | 1 | 1 | --  | 7    | 3            | 3 | 0 | 0 | --   | 6   | 2            | 0 | 1 | 1 | --  | 1   |
| 1973-74 | 5            | 4 | 0 | 1 | --  | 9    | 2            | 1 | 0 | 1 | --   | 3   | 3            | 3 | 0 | 0 | --  | 6   |
| 1974-75 | 4            | 3 | 0 | 1 | --  | 7    | 2            | 2 | 0 | 0 | --   | 4   | 2            | 1 | 0 | 1 | --  | 3   |
| 1975-76 | 4            | 3 | 0 | 1 | --  | 7    | 2            | 2 | 0 | 0 | --   | 4   | 2            | 1 | 0 | 1 | --  | 3   |
| 1976-77 | 4            | 2 | 1 | 1 | --  | 5    | 2            | 1 | 1 | 0 | --   | 2   | 2            | 1 | 0 | 1 | --  | 3   |
| 1977-78 | 4            | 1 | 3 | 0 | --  | 2    | 2            | 1 | 1 | 0 | --   | 2   | 2            | 0 | 2 | 0 | --  | 0   |
| 1978-79 | 5            | 2 | 2 | 1 | --  | 5    | 2            | 2 | 0 | 0 | --   | 4   | 3            | 0 | 2 | 1 | --  | 1   |
| 1979-80 | 4            | 1 | 1 | 2 | --  | 4    | 2            | 1 | 1 | 0 | --   | 2   | 2            | 0 | 0 | 2 | --  | 2   |
| 1980-81 | 4            | 0 | 2 | 2 | --  | 2    | 2            | 0 | 1 | 1 | --   | 1   | 2            | 0 | 1 | 1 | --  | 1   |
| 1981-82 | 3            | 2 | 1 | 0 | --  | 4    | 2            | 2 | 0 | 0 | --   | 4   | 1            | 0 | 1 | 0 | --  | 0   |
| 1982-83 | 3            | 2 | 0 | 1 | --  | 5    | 1            | 1 | 0 | 0 | --   | 2   | 2            | 1 | 0 | 1 | --  | 3   |
| 1983-84 | 3            | 3 | 0 | 0 | --  | 6    | 2            | 2 | 0 | 0 | --   | 4   | 1            | 1 | 0 | 0 | --  | 2   |
| 1984-85 | 3            | 2 | 1 | 0 | --  | 4    | 1            | 1 | 0 | 0 | --   | 2   | 2            | 1 | 1 | 0 | --  | 2   |
| 1985-86 | 3            | 2 | 1 | 0 | --  | 4    | 2            | 1 | 1 | 0 | --   | 2   | 1            | 1 | 0 | 0 | --  | 2   |
| 1986-87 | 3            | 1 | 1 | 1 | --  | 3    | 1            | 1 | 0 | 0 | --   | 2   | 2            | 0 | 1 | 1 | --  | 1   |
| 1987-88 | 3            | 1 | 2 | 0 | --  | 2    | 2            | 1 | 1 | 0 | --   | 2   | 1            | 0 | 1 | 0 | --  | 0   |
| 1988-89 | 3            | 2 | 1 | 0 | --  | 4    | 1            | 1 | 0 | 0 | --   | 2   | 2            | 1 | 1 | 0 | --  | 2   |
| 1989-90 | 3            | 2 | 1 | 0 | --  | 4    | 2            | 1 | 1 | 0 | --   | 2   | 1            | 1 | 0 | 0 | --  | 2   |
| 1990-91 | 3            | 3 | 0 | 0 | --  | 6    | 1            | 1 | 0 | 0 | --   | 2   | 2            | 2 | 0 | 0 | --  | 4   |
| 1991-92 | 3            | 1 | 1 | 1 | --  | 3    | 2            | 1 | 0 | 1 | --   | 3   | 1            | 0 | 1 | 0 | --  | 0   |
| 1992-93 | 2            | 2 | 0 | 0 | --  | 4    | 1            | 1 | 0 | 0 | --   | 2   | 1            | 1 | 0 | 0 | --  | 2   |
| 1993-94 | 2            | 0 | 2 | 0 | --  | 0    | 1            | 0 | 1 | 0 | --   | 0   | 1            | 0 | 1 | 0 | --  | 0   |
| 1994-95 | Did Not Play |   |   |   |     |      | Did Not Play |   |   |   |      |     | Did Not Play |   |   |   |     |     |
| 1995-96 | 2            | 2 | 0 | 0 | --  | 4    | 1            | 1 | 0 | 0 | --   | 2   | 1            | 1 | 0 | 0 | --  | 2   |
| 1996-97 | 2            | 2 | 0 | 0 | --  | 4    | 1            | 1 | 0 | 0 | --   | 2   | 1            | 1 | 0 | 0 | --  | 2   |
| 1997-98 | 2            | 1 | 1 | 0 | --  | 2    | 1            | 1 | 0 | 0 | --   | 2   | 1            | 0 | 1 | 0 | --  | 0   |
| 1998-99 | 4            | 3 | 1 | 0 | --  | 6    | 2            | 1 | 1 | 0 | --   | 2   | 2            | 2 | 0 | 0 | --  | 4   |
| 1999-00 | 4            | 3 | 1 | 0 | 0   | 6    | 2            | 2 | 0 | 0 | 0    | 4   | 2            | 1 | 1 | 0 | 0   | 2   |
| 2000-01 | 4            | 2 | 2 | 0 | 0   | 4    | 2            | 1 | 1 | 0 | 0    | 2   | 2            | 1 | 1 | 0 | 0   | 2   |
| 2001-02 | 4            | 2 | 1 | 1 | 0   | 5    | 2            | 1 | 1 | 0 | 0    | 2   | 2            | 1 | 0 | 1 | 0   | 3   |

\*Record includes game played at neutral site.



# FLYERS REGULAR SEASON RECORD VS. NHL TEAMS 1967-2016

## TORONTO (continued)

| YEAR          | OVERALL    |           |           |           |          | HOME       |           |           |           |          | ROAD     |            |           |           |           |           |          |           |
|---------------|------------|-----------|-----------|-----------|----------|------------|-----------|-----------|-----------|----------|----------|------------|-----------|-----------|-----------|-----------|----------|-----------|
|               | GP         | W         | L         | T         | OTL      | PTS        | GP        | W         | L         | T        | OTL      | PTS        | GP        | W         | L         | T         | OTL      | PTS       |
| 2002-03       | 4          | 2         | 2         | 0         | 0        | 4          | 2         | 1         | 1         | 0        | 0        | 2          | 2         | 1         | 1         | 0         | 0        | 2         |
| 2003-04       | 4          | 3         | 1         | 0         | 0        | 6          | 2         | 1         | 1         | 0        | 0        | 2          | 2         | 2         | 0         | 0         | 0        | 4         |
| 2005-06       | 4          | 1         | 3         | --        | 0        | 2          | 2         | 0         | 2         | --       | 0        | 0          | 2         | 1         | 1         | --        | 0        | 2         |
| 2006-07       | 4          | 0         | 3         | --        | 1        | 1          | 2         | 0         | 2         | --       | 0        | 0          | 2         | 0         | 1         | --        | 1        | 1         |
| 2007-08       | 4          | 2         | 1         | --        | 1        | 5          | 2         | 1         | 1         | --       | 0        | 2          | 2         | 1         | 0         | --        | 1        | 3         |
| 2008-09       | 4          | 2         | 2         | --        | 0        | 4          | 2         | 2         | 0         | --       | 0        | 4          | 2         | 0         | 2         | --        | 0        | 0         |
| 2009-10       | 4          | 3         | 1         | --        | 0        | 6          | 2         | 2         | 0         | --       | 0        | 4          | 2         | 1         | 1         | --        | 0        | 2         |
| 2010-11       | 4          | 3         | 1         | --        | 0        | 6          | 2         | 1         | 1         | --       | 2        | 2          | 2         | 2         | 0         | --        | 0        | 4         |
| 2011-12       | 4          | 4         | 0         | --        | 0        | 8          | 2         | 2         | 0         | --       | 0        | 4          | 2         | 2         | 0         | --        | 0        | 4         |
| 2012-13       | 3          | 1         | 2         | --        | 0        | 2          | 1         | 0         | 1         | --       | 0        | 0          | 2         | 1         | 1         | --        | 0        | 2         |
| 2013-14       | 3          | 1         | 1         | --        | 1        | 3          | 2         | 1         | 1         | --       | 0        | 2          | 1         | 0         | 0         | --        | 1        | 1         |
| 2014-15       | 3          | 2         | 1         | --        | 0        | 4          | 1         | 1         | 0         | --       | 0        | 2          | 2         | 1         | 1         | --        | 0        | 2         |
| 2015-16       | 3          | 1         | 1         | --        | 1        | 3          | 2         | 0         | 1         | --       | 1        | 1          | 1         | 1         | 0         | --        | 0        | 2         |
| <b>TOTALS</b> | <b>174</b> | <b>93</b> | <b>55</b> | <b>22</b> | <b>4</b> | <b>212</b> | <b>87</b> | <b>53</b> | <b>25</b> | <b>8</b> | <b>1</b> | <b>115</b> | <b>87</b> | <b>40</b> | <b>30</b> | <b>14</b> | <b>3</b> | <b>97</b> |

## VANCOUVER

| YEAR    | OVERALL      |   |   |    |     | HOME |              |   |   |    | ROAD |     |              |   |   |   |     |     |
|---------|--------------|---|---|----|-----|------|--------------|---|---|----|------|-----|--------------|---|---|---|-----|-----|
|         | GP           | W | L | T  | OTL | PTS  | GP           | W | L | T  | OTL  | PTS | GP           | W | L | T | OTL | PTS |
| 1970-71 | 6            | 4 | 2 | 0  | --  | 8    | 3            | 3 | 0 | 0  | --   | 6   | 3            | 1 | 2 | 0 | --  | 2   |
| 1971-72 | 6            | 5 | 1 | 0  | --  | 10   | 3            | 3 | 0 | 0  | --   | 6   | 3            | 2 | 1 | 0 | --  | 4   |
| 1972-73 | 5            | 4 | 0 | 1  | --  | 9    | 3            | 3 | 0 | 0  | --   | 6   | 2            | 1 | 0 | 1 | --  | 3   |
| 1973-74 | 5            | 3 | 1 | 1  | --  | 7    | 2            | 2 | 0 | 0  | --   | 4   | 3            | 1 | 1 | 1 | --  | 3   |
| 1974-75 | 5            | 4 | 1 | 0  | --  | 8    | 2            | 1 | 1 | 0  | --   | 2   | 3            | 3 | 0 | 0 | --  | 6   |
| 1975-76 | 5            | 4 | 0 | 1  | --  | 9    | 3            | 3 | 0 | 0  | --   | 6   | 2            | 1 | 0 | 1 | --  | 3   |
| 1976-77 | 5            | 4 | 0 | 1  | --  | 9    | 3            | 3 | 0 | 0  | --   | 6   | 2            | 1 | 0 | 1 | --  | 3   |
| 1977-78 | 5            | 5 | 0 | 0  | --  | 10   | 2            | 2 | 0 | 0  | --   | 4   | 3            | 3 | 0 | 0 | --  | 6   |
| 1978-79 | 4            | 2 | 1 | 1  | --  | 5    | 2            | 1 | 1 | 0  | --   | 2   | 2            | 1 | 0 | 1 | --  | 3   |
| 1979-80 | 4            | 3 | 1 | 0  | --  | 6    | 2            | 1 | 1 | 0  | --   | 2   | 2            | 2 | 0 | 0 | --  | 4   |
| 1980-81 | 4            | 1 | 2 | 1  | --  | 3    | 2            | 1 | 1 | 0  | --   | 2   | 2            | 0 | 1 | 1 | --  | 1   |
| 1981-82 | 3            | 0 | 2 | 1  | --  | 1    | 1            | 0 | 1 | 0  | --   | 0   | 2            | 0 | 1 | 1 | --  | 1   |
| 1982-83 | 3            | 1 | 1 | 1  | --  | 3    | 2            | 1 | 1 | 0  | --   | 2   | 1            | 0 | 0 | 1 | --  | 1   |
| 1983-84 | 3            | 1 | 2 | 0  | --  | 2    | 1            | 0 | 1 | 0  | --   | 0   | 2            | 1 | 1 | 0 | --  | 2   |
| 1984-85 | 3            | 3 | 0 | 0  | --  | 6    | 2            | 2 | 0 | 0  | --   | 4   | 1            | 1 | 0 | 0 | --  | 2   |
| 1985-86 | 3            | 2 | 1 | 0  | --  | 4    | 1            | 1 | 0 | 0  | --   | 2   | 2            | 1 | 1 | 0 | --  | 2   |
| 1986-87 | 3            | 2 | 1 | 0  | --  | 4    | 2            | 2 | 0 | 0  | --   | 4   | 1            | 0 | 1 | 0 | --  | 0   |
| 1987-88 | 3            | 2 | 1 | 0  | --  | 4    | 1            | 0 | 1 | 0  | --   | 0   | 2            | 2 | 0 | 0 | --  | 4   |
| 1988-89 | 3            | 0 | 3 | 0  | --  | 0    | 2            | 0 | 2 | 0  | --   | 0   | 1            | 0 | 1 | 0 | --  | 0   |
| 1989-90 | 3            | 0 | 1 | 2  | --  | 2    | 1            | 0 | 1 | 0  | --   | 0   | 2            | 0 | 0 | 2 | --  | 2   |
| 1990-91 | 3            | 2 | 1 | 0  | --  | 4    | 2            | 1 | 1 | 0  | --   | 2   | 1            | 1 | 0 | 0 | --  | 2   |
| 1991-92 | 2            | 0 | 1 | 1  | --  | 1    | 1            | 0 | 1 | 0  | --   | 0   | 1            | 0 | 0 | 1 | --  | 1   |
| 1992-93 | 2            | 1 | 0 | 1  | --  | 3    | 1            | 0 | 0 | 1  | --   | 1   | 1            | 1 | 0 | 0 | --  | 2   |
| 1993-94 | 2            | 1 | 1 | 0  | --  | 2    | 1            | 0 | 1 | 0  | --   | 0   | 1            | 1 | 0 | 0 | --  | 2   |
| 1994-95 | Did Not Play |   |   |    |     |      | Did Not Play |   |   |    |      |     | Did Not Play |   |   |   |     |     |
| 1995-96 | 2            | 1 | 0 | 1  | --  | 3    | 1            | 1 | 0 | 0  | --   | 2   | 1            | 0 | 0 | 1 | --  | 1   |
| 1996-97 | 2            | 2 | 0 | 0  | --  | 4    | 1            | 1 | 0 | 0  | --   | 2   | 1            | 1 | 0 | 0 | --  | 2   |
| 1997-98 | 2            | 2 | 0 | 0  | --  | 4    | 1            | 1 | 0 | 0  | --   | 2   | 1            | 1 | 0 | 0 | --  | 2   |
| 1998-99 | 2            | 2 | 0 | 0  | --  | 4    | 1            | 1 | 0 | 0  | --   | 2   | 1            | 1 | 0 | 0 | --  | 2   |
| 1999-00 | 2            | 1 | 1 | 0  | 0   | 2    | 1            | 0 | 1 | 0  | 0    | 0   | 1            | 1 | 0 | 0 | 0   | 2   |
| 2000-01 | 1            | 1 | 0 | 0  | 0   | 2    | 1            | 1 | 0 | 0  | 0    | 2   | Did Not Play |   |   |   |     |     |
| 2001-02 | 2            | 1 | 1 | 0  | 0   | 2    | 1            | 0 | 1 | 0  | 0    | 0   | 1            | 1 | 0 | 0 | 0   | 2   |
| 2002-03 | 1            | 1 | 0 | 0  | 0   | 2    | 1            | 1 | 0 | 0  | 0    | 2   | Did Not Play |   |   |   |     |     |
| 2003-04 | 1            | 1 | 0 | 0  | 0   | 2    | 1            | 1 | 0 | 0  | 0    | 2   | Did Not Play |   |   |   |     |     |
| 2005-06 | 1            | 0 | 1 | -- | 0   | 0    | 1            | 0 | 1 | -- | 0    | 0   | Did Not Play |   |   |   |     |     |
| 2006-07 | Did Not Play |   |   |    |     |      | Did Not Play |   |   |    |      |     | Did Not Play |   |   |   |     |     |

\*Record includes game played at neutral site.



# FLYERS REGULAR SEASON RECORD VS. NHL TEAMS 1967-2016

## VANCOUVER (continued)

| YEAR          | OVERALL    |           |           |           |          | HOME       |           |           |           |          | ROAD     |           |           |           |           |           |          |           |
|---------------|------------|-----------|-----------|-----------|----------|------------|-----------|-----------|-----------|----------|----------|-----------|-----------|-----------|-----------|-----------|----------|-----------|
|               | GP         | W         | L         | T         | OTL      | PTS        | GP        | W         | L         | T        | OTL      | PTS       | GP        | W         | L         | T         | OTL      | PTS       |
| 2007-08       | 1          | 1         | 0         | --        | 0        | 2          |           |           |           |          |          |           | 1         | 1         | 0         | --        | 0        | 2         |
| 2008-09       | 1          | 1         | 0         | --        | 0        | 2          |           |           |           |          |          |           | 1         | 1         | 0         | --        | 0        | 2         |
| 2009-10       | 1          | 0         | 1         | --        | 0        | 0          | 1         | 0         | 1         | --       | 0        | 0         |           |           |           |           |          |           |
| 2010-11       | 1          | 0         | 1         | 0         | 0        | 0          |           |           |           |          |          |           | 1         | 0         | 1         | 0         | 0        | 0         |
| 2011-12       | 1          | 1         | 0         | --        | 0        | 2          | 1         | 1         | 0         | --       | 0        | 2         |           |           |           |           |          |           |
| 2012-13       |            |           |           |           |          |            |           |           |           |          |          |           |           |           |           |           |          |           |
| 2013-14       | 2          | 1         | 1         | --        | 0        | 2          | 1         | 0         | 1         | --       | 0        | 0         | 1         | 1         | 0         | --        | 0        | 2         |
| 2014-15       | 2          | 0         | 2         | --        | 0        | 0          | 1         | 0         | 1         | --       | 0        | 0         | 1         | 0         | 1         | --        | 0        | 0         |
| 2015-16       | 2          | 1         | 1         | --        | 0        | 2          | 1         | 1         | 0         | --       | 0        | 2         | 1         | 0         | 1         | --        | 0        | 0         |
| <b>TOTALS</b> | <b>117</b> | <b>71</b> | <b>33</b> | <b>13</b> | <b>0</b> | <b>155</b> | <b>60</b> | <b>39</b> | <b>20</b> | <b>1</b> | <b>0</b> | <b>79</b> | <b>57</b> | <b>32</b> | <b>13</b> | <b>12</b> | <b>0</b> | <b>76</b> |

## WASHINGTON

| YEAR          | OVERALL    |            |           |           |          | HOME       |            |           |           |          | ROAD     |            |            |           |           |           |          |            |
|---------------|------------|------------|-----------|-----------|----------|------------|------------|-----------|-----------|----------|----------|------------|------------|-----------|-----------|-----------|----------|------------|
|               | GP         | W          | L         | T         | OTL      | PTS        | GP         | W         | L         | T        | OTL      | PTS        | GP         | W         | L         | T         | OTL      | PTS        |
| 1974-75       | 4          | 4          | 0         | 0         | --       | 8          | 2          | 2         | 0         | 0        | --       | 4          | 2          | 2         | 0         | 0         | --       | 4          |
| 1975-76       | 4          | 3          | 0         | 1         | --       | 7          | 2          | 2         | 0         | 0        | --       | 4          | 2          | 1         | 0         | 1         | --       | 3          |
| 1976-77       | 4          | 2          | 0         | 2         | --       | 6          | 2          | 2         | 0         | 0        | --       | 4          | 2          | 0         | 0         | 2         | --       | 2          |
| 1977-78       | 4          | 4          | 0         | 0         | --       | 8          | 2          | 2         | 0         | 0        | --       | 4          | 2          | 2         | 0         | 0         | --       | 4          |
| 1978-79       | 4          | 3          | 0         | 1         | --       | 7          | 2          | 2         | 0         | 0        | --       | 4          | 2          | 1         | 0         | 1         | --       | 3          |
| 1979-80       | 4          | 2          | 0         | 2         | --       | 6          | 2          | 2         | 0         | 0        | --       | 4          | 2          | 0         | 0         | 2         | --       | 2          |
| 1980-81       | 4          | 2          | 2         | 0         | --       | 4          | 2          | 0         | 2         | 0        | --       | 4          | 2          | 2         | 0         | 0         | --       | 4          |
| 1981-82       | 8          | 3          | 4         | 1         | --       | 7          | 4          | 2         | 2         | 0        | --       | 0          | 4          | 1         | 2         | 1         | --       | 3          |
| 1982-83       | 7          | 3          | 4         | 0         | --       | 6          | 3          | 1         | 2         | 0        | --       | 2          | 4          | 2         | 2         | 0         | --       | 4          |
| 1983-84       | 7          | 3          | 4         | 0         | --       | 6          | 4          | 2         | 2         | 0        | --       | 4          | 3          | 1         | 2         | 0         | --       | 2          |
| 1984-85       | 7          | 5          | 1         | 1         | --       | 11         | 3          | 2         | 0         | 1        | --       | 5          | 4          | 3         | 1         | 0         | --       | 6          |
| 1985-86       | 7          | 5          | 2         | 0         | --       | 10         | 4          | 4         | 0         | 0        | --       | 8          | 3          | 1         | 2         | 0         | --       | 2          |
| 1986-87       | 7          | 5          | 1         | 1         | --       | 11         | 3          | 2         | 0         | 1        | --       | 5          | 4          | 3         | 1         | 0         | --       | 6          |
| 1987-88       | 7          | 2          | 4         | 1         | --       | 5          | 4          | 1         | 2         | 1        | --       | 3          | 3          | 1         | 2         | 0         | --       | 2          |
| 1988-89       | 7          | 3          | 4         | 0         | --       | 6          | 3          | 2         | 1         | 0        | --       | 4          | 4          | 1         | 3         | 0         | --       | 2          |
| 1989-90       | 7          | 1          | 5         | 1         | --       | 3          | 4          | 0         | 3         | 1        | --       | 1          | 3          | 1         | 2         | 0         | --       | 2          |
| 1990-91       | 7          | 1          | 5         | 1         | --       | 3          | 3          | 1         | 2         | 0        | --       | 2          | 4          | 0         | 3         | 1         | --       | 1          |
| 1991-92       | 7          | 4          | 3         | 0         | --       | 8          | 4          | 3         | 1         | 0        | --       | 6          | 3          | 1         | 2         | 0         | --       | 2          |
| 1992-93       | 7          | 5          | 1         | 1         | --       | 11         | 4          | 3         | 1         | 0        | --       | 6          | 3          | 2         | 0         | 1         | --       | 5          |
| 1993-94       | 6          | 1          | 4         | 1         | --       | 3          | 4*         | 0         | 4         | 0        | --       | 0          | 2          | 1         | 0         | 1         | --       | 3          |
| 1994-95       | 4          | 3          | 0         | 1         | --       | 7          | 2          | 2         | 0         | 0        | --       | 4          | 2          | 1         | 0         | 1         | --       | 3          |
| 1995-96       | 5          | 2          | 2         | 1         | --       | 5          | 2          | 2         | 0         | 0        | --       | 4          | 3          | 0         | 2         | 1         | --       | 1          |
| 1996-97       | 6          | 3          | 2         | 1         | --       | 7          | 3          | 1         | 1         | 1        | --       | 3          | 3          | 2         | 1         | 0         | --       | 4          |
| 1997-98       | 5          | 2          | 2         | 1         | --       | 5          | 3          | 2         | 1         | 0        | --       | 4          | 2          | 0         | 1         | 1         | --       | 1          |
| 1998-99       | 4          | 4          | 0         | 0         | --       | 8          | 2          | 2         | 0         | 0        | --       | 4          | 2          | 2         | 0         | 0         | --       | 4          |
| 1999-00       | 4          | 2          | 2         | 0         | 0        | 4          | 2          | 2         | 0         | 0        | 0        | 4          | 2          | 0         | 2         | 0         | 0        | 0          |
| 2000-01       | 4          | 1          | 2         | 1         | 0        | 3          | 2          | 1         | 0         | 1        | 0        | 3          | 2          | 0         | 2         | 0         | 0        | 0          |
| 2001-02       | 4          | 4          | 0         | 0         | 0        | 8          | 2          | 2         | 0         | 0        | 0        | 4          | 2          | 2         | 0         | 0         | 0        | 4          |
| 2002-03       | 4          | 2          | 1         | 0         | 1        | 5          | 2          | 2         | 0         | 0        | 0        | 4          | 2          | 0         | 1         | 0         | 1        | 1          |
| 2003-04       | 4          | 3          | 1         | 0         | 0        | 6          | 2          | 2         | 0         | 0        | 0        | 4          | 2          | 1         | 1         | 0         | 0        | 2          |
| 2005-06       | 4          | 3          | 0         | --        | 1        | 7          | 2          | 2         | 0         | --       | 0        | 4          | 2          | 1         | 0         | --        | 1        | 3          |
| 2006-07       | 4          | 0          | 4         | --        | 0        | 0          | 2          | 0         | 2         | --       | 0        | 0          | 2          | 0         | 2         | --        | 0        | 0          |
| 2007-08       | 4          | 2          | 1         | --        | 1        | 5          | 2          | 0         | 1         | --       | 1        | 1          | 2          | 2         | 0         | --        | 0        | 4          |
| 2008-09       | 4          | 2          | 1         | --        | 1        | 5          | 2          | 1         | 1         | --       | 0        | 2          | 2          | 1         | 0         | --        | 1        | 3          |
| 2009-10       | 4          | 1          | 3         | 0         | 0        | 2          | 2          | 1         | 1         | 0        | 0        | 2          | 2          | 0         | 2         | 0         | 0        | 0          |
| 2010-11       | 4          | 2          | 0         | --        | 2        | 6          | 2          | 1         | 0         | --       | 1        | 3          | 2          | 1         | 0         | --        | 1        | 3          |
| 2011-12       | 4          | 3          | 1         | --        | 0        | 6          | 2          | 1         | 1         | --       | 0        | 2          | 2          | 2         | 0         | --        | 0        | 4          |
| 2012-13       | 3          | 2          | 1         | --        | 0        | 4          | 2          | 2         | 0         | --       | 0        | 2          | 1          | 0         | 1         | --        | 0        | 2          |
| 2013-14       | 5          | 3          | 1         | --        | 1        | 7          | 3          | 2         | 1         | --       | 0        | 4          | 2          | 1         | 0         | --        | 1        | 3          |
| 2014-15       | 4          | 3          | 1         | --        | 0        | 6          | 2          | 2         | 0         | --       | 0        | 4          | 2          | 1         | 1         | --        | 0        | 2          |
| 2015-16       | 4          | 2          | 2         | --        | 0        | 4          | 2          | 1         | 1         | --       | 0        | 2          | 2          | 1         | 1         | --        | 0        | 2          |
| <b>TOTALS</b> | <b>207</b> | <b>110</b> | <b>71</b> | <b>19</b> | <b>7</b> | <b>246</b> | <b>106</b> | <b>66</b> | <b>32</b> | <b>6</b> | <b>2</b> | <b>140</b> | <b>101</b> | <b>44</b> | <b>39</b> | <b>13</b> | <b>5</b> | <b>106</b> |

\*Record includes game played at neutral site.



# FLYERS REGULAR SEASON RECORD

## VS. NHL TEAMS 1967-2016

### WINNIPEG/ATLANTA

| YEAR          | OVERALL   |           |           |          |          |           | HOME      |           |          |          |          |           | ROAD      |           |          |          |          |           |
|---------------|-----------|-----------|-----------|----------|----------|-----------|-----------|-----------|----------|----------|----------|-----------|-----------|-----------|----------|----------|----------|-----------|
|               | GP        | W         | L         | T        | OTL      | PTS       | GP        | W         | L        | T        | OTL      | PTS       | GP        | W         | L        | T        | OTL      | PTS       |
| 1999-00       | 4         | 2         | 1         | 1        | 0        | 5         | 2         | 1         | 0        | 1        | 0        | 3         | 2         | 1         | 1        | 0        | 0        | 2         |
| 2000-01       | 4         | 3         | 0         | 1        | 0        | 7         | 2         | 1         | 0        | 1        | 0        | 3         | 2         | 2         | 0        | 0        | 0        | 4         |
| 2001-02       | 4         | 3         | 0         | 1        | 0        | 7         | 2         | 2         | 0        | 0        | 0        | 4         | 2         | 1         | 0        | 1        | 0        | 3         |
| 2002-03       | 4         | 3         | 1         | 0        | 0        | 6         | 2         | 1         | 1        | 0        | 0        | 2         | 2         | 2         | 0        | 0        | 0        | 4         |
| 2003-04       | 4         | 3         | 1         | 0        | 0        | 6         | 2         | 2         | 0        | 0        | 0        | 4         | 2         | 1         | 1        | 0        | 0        | 2         |
| 2005-06       | 4         | 3         | 0         | --       | 1        | 7         | 2         | 1         | 0        | --       | 1        | 3         | 2         | 2         | 0        | --       | 0        | 4         |
| 2006-07       | 4         | 4         | 0         | --       | 0        | 8         | 2         | 2         | 0        | --       | 0        | 4         | 2         | 2         | 0        | --       | 0        | 4         |
| 2007-08       | 4         | 4         | 0         | --       | 0        | 8         | 2         | 2         | 0        | --       | 0        | 4         | 2         | 2         | 0        | --       | 0        | 4         |
| 2008-09       | 4         | 4         | 0         | --       | 0        | 8         | 2         | 2         | 0        | --       | 0        | 4         | 2         | 2         | 0        | --       | 0        | 4         |
| 2009-10       | 4         | 0         | 4         | --       | 0        | 8         | 2         | 0         | 2        | --       | 0        | 0         | 2         | 0         | 2        | --       | 0        | 0         |
| 2010-11       | 4         | 1         | 1         | --       | 2        | 4         | 2         | 0         | 1        | --       | 1        | 1         | 2         | 1         | 0        | --       | 1        | 3         |
| 2011-12       | 4         | 1         | 2         | --       | 1        | 2         | 2         | 0         | 1        | --       | 1        | 1         | 2         | 1         | 1        | --       | 0        | 0         |
| 2012-13       | 3         | 2         | 1         | --       | 0        | 4         | 1         | 1         | 0        | --       | 0        | 2         | 2         | 1         | 1        | --       | 0        | 2         |
| 2013-14       | 2         | 1         | 0         | --       | 1        | 3         | 1         | 1         | 0        | --       | 0        | 2         | 1         | 0         | 0        | --       | 1        | 1         |
| 2014-15       | 2         | 2         | 0         | --       | 0        | 4         | 1         | 1         | 0        | --       | 0        | 2         | 1         | 1         | 0        | --       | 0        | 2         |
| 2015-16       | 2         | 2         | 0         | --       | 0        | 4         | 1         | 1         | 0        | --       | 0        | 2         | 1         | 1         | 0        | --       | 0        | 2         |
| <b>TOTALS</b> | <b>57</b> | <b>38</b> | <b>11</b> | <b>3</b> | <b>5</b> | <b>84</b> | <b>28</b> | <b>18</b> | <b>5</b> | <b>2</b> | <b>3</b> | <b>41</b> | <b>29</b> | <b>20</b> | <b>6</b> | <b>1</b> | <b>2</b> | <b>41</b> |

\*Record includes game played at neutral site.



# FLYERS REGULAR SEASON RECORDS 1967-2016

| SEASON        | GP           | W            | L            | T/OT       | OL           | PTS          | GF            | GA            | FINISH            |
|---------------|--------------|--------------|--------------|------------|--------------|--------------|---------------|---------------|-------------------|
| 1967-68       | 74           | 31           | 32           | 11         | --           | 73           | 173           | 179           | 1st, West         |
| 1968-69       | 76           | 20           | 35           | 21         | --           | 61           | 174           | 225           | 3rd, West         |
| 1969-70       | 76           | 17           | 35           | 24         | --           | 58           | 197           | 225           | 5th, West         |
| 1970-71       | 78           | 28           | 33           | 17         | --           | 73           | 207           | 225           | 3rd, West         |
| 1971-72       | 78           | 26           | 38           | 14         | --           | 66           | 200           | 236           | 5th, West         |
| 1972-73       | 78           | 37           | 30           | 11         | --           | 85           | 296           | 256           | 2nd, West         |
| 1973-74       | 78           | 50           | 16           | 12         | --           | 112          | 273           | 164           | 1st, West         |
| 1974-75       | 80           | 51           | 18           | 11         | --           | 113          | 293           | 181           | 1st, Patrick      |
| 1975-76       | 80           | 51           | 13           | 16         | --           | 118          | 348           | 209           | 1st, Patrick      |
| 1976-77       | 80           | 48           | 16           | 16         | --           | 112          | 323           | 213           | 1st, Patrick      |
| 1977-78       | 80           | 45           | 20           | 15         | --           | 105          | 296           | 200           | 2nd, Patrick      |
| 1978-79       | 80           | 40           | 25           | 15         | --           | 95           | 281           | 248           | 2nd, Patrick      |
| 1979-80       | 80           | 48           | 12           | 20         | --           | 116          | 327           | 254           | 1st, Patrick      |
| 1980-81       | 80           | 41           | 24           | 15         | --           | 97           | 313           | 249           | 2nd, Patrick      |
| 1981-82       | 80           | 38           | 31           | 11         | --           | 87           | 325           | 313           | 3rd, Patrick      |
| 1982-83       | 80           | 49           | 23           | 8          | --           | 106          | 326           | 240           | 1st, Patrick      |
| 1983-84       | 80           | 44           | 26           | 10         | --           | 98           | 350           | 290           | 3rd, Patrick      |
| 1984-85       | 80           | 53           | 20           | 7          | --           | 113          | 348           | 241           | 1st, Patrick      |
| 1985-86       | 80           | 53           | 23           | 4          | --           | 110          | 335           | 241           | 1st, Patrick      |
| 1986-87       | 80           | 46           | 26           | 8          | --           | 100          | 310           | 245           | 1st, Patrick      |
| 1987-88       | 80           | 38           | 33           | 9          | --           | 85           | 292           | 292           | 3rd, Patrick      |
| 1988-89       | 80           | 36           | 36           | 8          | --           | 80           | 307           | 285           | 4th, Patrick      |
| 1989-90       | 80           | 30           | 39           | 11         | --           | 71           | 290           | 297           | 6th, Patrick      |
| 1990-91       | 80           | 33           | 37           | 10         | --           | 76           | 252           | 267           | 5th, Patrick      |
| 1991-92       | 80           | 32           | 37           | 11         | --           | 75           | 252           | 273           | 6th, Patrick      |
| 1992-93       | 84           | 36           | 37           | 11         | --           | 83           | 319           | 319           | 5th, Patrick      |
| 1993-94       | 84           | 35           | 39           | 10         | --           | 80           | 294           | 314           | 6th, Atlantic     |
| 1994-95       | 48           | 28           | 16           | 4          | --           | 60           | 150           | 132           | 1st, Atlantic     |
| 1995-96       | 82           | 45           | 24           | 13         | --           | 103          | 282           | 208           | 1st, Atlantic     |
| 1996-97       | 82           | 45           | 24           | 13         | --           | 103          | 274           | 217           | 2nd, Atlantic     |
| 1997-98       | 82           | 42           | 29           | 11         | --           | 95           | 242           | 193           | 2nd, Atlantic     |
| 1998-99       | 82           | 37           | 26           | 19         | --           | 93           | 231           | 196           | 2nd, Atlantic     |
| 1999-00       | 82           | 45           | 22           | 12         | 3            | 105          | 237           | 179           | 1st, Atlantic     |
| 2000-01       | 82           | 43           | 25           | 11         | 3            | 100          | 240           | 207           | 2nd, Atlantic     |
| 2001-02       | 82           | 42           | 27           | 10         | 3            | 97           | 234           | 192           | 1st, Atlantic     |
| 2002-03       | 82           | 45           | 20           | 13         | 4            | 107          | 211           | 166           | 2nd, Atlantic     |
| 2003-04       | 82           | 40           | 21           | 15         | 6            | 101          | 229           | 186           | 1st, Atlantic     |
| 2004-05       |              |              |              |            | Did Not Play |              |               |               |                   |
| 2005-06       | 82           | 45           | 26           | --         | 11           | 101          | 267           | 259           | 2nd, Atlantic     |
| 2006-07       | 82           | 22           | 48           | --         | 12           | 56           | 214           | 303           | 5th, Atlantic     |
| 2007-08       | 82           | 42           | 29           | --         | 11           | 95           | 248           | 233           | 4th, Atlantic     |
| 2008-09       | 82           | 44           | 27           | --         | 11           | 99           | 264           | 238           | 3rd, Atlantic     |
| 2009-10       | 82           | 41           | 35           | --         | 6            | 88           | 236           | 225           | 3rd, Atlantic     |
| 2010-11       | 82           | 47           | 23           | --         | 12           | 106          | 259           | 223           | 1st, Atlantic     |
| 2011-12       | 82           | 47           | 26           | --         | 9            | 103          | 264           | 232           | 3rd, Atlantic     |
| 2012-13       | 48           | 23           | 22           | --         | 3            | 49           | 133           | 141           | 4th, Atlantic     |
| 2013-14       | 82           | 42           | 30           | --         | 10           | 94           | 236           | 235           | 3rd, Metropolitan |
| 2014-15       | 82           | 33           | 31           | --         | 18           | 84           | 215           | 234           | 6th, Metropolitan |
| 2015-16       | 82           | 41           | 27           | --         | 14           | 96           | 214           | 218           | 5th, Metropolitan |
| <b>TOTALS</b> | <b>3,800</b> | <b>1,895</b> | <b>1,312</b> | <b>457</b> | <b>136</b>   | <b>4,383</b> | <b>12,581</b> | <b>11,048</b> |                   |



# FLYERS REGULAR SEASON HOME AND ROAD RECORDS 1967-2016

| SEASON        | HOME        |            |            |           | ROAD         |            |            |           | OVERALL     |             |            |            |
|---------------|-------------|------------|------------|-----------|--------------|------------|------------|-----------|-------------|-------------|------------|------------|
|               | W           | L          | T          | OTL       | W            | L          | T          | OTL       | W           | L           | T          | OTL        |
| 1967-68       | 17          | 13         | 7          | -         | 14           | 19         | 4          | -         | 31          | 32          | 11         | -          |
| 1968-69       | 14          | 16         | 8          | -         | 6            | 19         | 13         | -         | 20          | 35          | 21         | -          |
| 1969-70       | 11          | 14         | 13         | -         | 6            | 21         | 11         | -         | 17          | 35          | 24         | -          |
| 1970-71       | 20          | 10         | 9          | -         | 8            | 23         | 8          | -         | 28          | 33          | 17         | -          |
| 1971-72       | 19          | 13         | 7          | -         | 7            | 25         | 7          | -         | 26          | 38          | 14         | -          |
| 1972-73       | 27          | 8          | 4          | -         | 10           | 22         | 7          | -         | 37          | 30          | 11         | -          |
| 1973-74       | 28          | 6          | 5          | -         | 22           | 10         | 7          | -         | 50          | 16          | 12         | -          |
| 1974-75       | 32          | 6          | 2          | -         | 19           | 12         | 9          | -         | 51          | 18          | 11         | -          |
| 1975-76       | 36          | 2          | 2          | -         | 15           | 11         | 14         | -         | 51          | 13          | 16         | -          |
| 1976-77       | 33          | 6          | 1          | -         | 15           | 10         | 15         | -         | 48          | 16          | 16         | -          |
| 1977-78       | 29          | 6          | 5          | -         | 16           | 14         | 10         | -         | 45          | 20          | 15         | -          |
| 1978-79       | 26          | 10         | 4          | -         | 14           | 15         | 11         | -         | 40          | 25          | 15         | -          |
| 1979-80       | 27          | 5          | 8          | -         | 21           | 7          | 12         | -         | 48          | 12          | 20         | -          |
| 1980-81       | 23          | 9          | 8          | -         | 18           | 15         | 7          | -         | 41          | 24          | 15         | -          |
| 1981-82       | 25          | 10         | 5          | -         | 13           | 21         | 6          | -         | 38          | 31          | 11         | -          |
| 1982-83       | 29          | 8          | 3          | -         | 20           | 15         | 5          | -         | 49          | 23          | 8          | -          |
| 1983-84       | 25          | 10         | 5          | -         | 19           | 16         | 5          | -         | 44          | 26          | 10         | -          |
| 1984-85       | 32          | 4          | 4          | -         | 21           | 16         | 3          | -         | 53          | 20          | 7          | -          |
| 1985-86       | 33          | 6          | 1          | -         | 20           | 17         | 3          | -         | 53          | 23          | 4          | -          |
| 1986-87       | 29          | 9          | 2          | -         | 17           | 17         | 6          | -         | 46          | 26          | 8          | -          |
| 1987-88       | 20          | 14         | 6          | -         | 18           | 19         | 3          | -         | 38          | 33          | 9          | -          |
| 1988-89       | 22          | 15         | 3          | -         | 14           | 21         | 5          | -         | 36          | 36          | 8          | -          |
| 1989-90       | 17          | 19         | 4          | -         | 13           | 20         | 7          | -         | 30          | 39          | 11         | -          |
| 1990-91       | 18          | 16         | 6          | -         | 15           | 21         | 4          | -         | 33          | 37          | 10         | -          |
| 1991-92       | 22          | 11         | 7          | -         | 10           | 26         | 4          | -         | 32          | 37          | 11         | -          |
| 1992-93       | 23          | 14         | 5          | -         | 13           | 23         | 6          | -         | 36          | 37          | 11         | -          |
| 1993-94       | 19          | 20         | 3          | -         | 16           | 19         | 7          | -         | 35          | 39          | 10         | -          |
| 1994-95       | 16          | 7          | 1          | -         | 12           | 9          | 3          | -         | 28          | 16          | 4          | -          |
| 1995-96       | 27          | 9          | 5          | -         | 18           | 15         | 8          | -         | 45          | 24          | 13         | -          |
| 1996-97       | 23          | 12         | 6          | -         | 22           | 12         | 7          | -         | 45          | 24          | 13         | -          |
| 1997-98       | 24          | 11         | 6          | -         | 18           | 18         | 5          | -         | 42          | 29          | 11         | -          |
| 1998-99       | 21          | 9          | 11         | -         | 16           | 17         | 8          | -         | 37          | 26          | 19         | -          |
| 1999-00       | 25          | 6          | 7          | 3         | 20           | 16         | 5          | 0         | 45          | 22          | 12         | 3          |
| 2000-01       | 26          | 11         | 4          | 0         | 17           | 14         | 7          | 3         | 43          | 25          | 11         | 3          |
| 2001-02       | 20          | 13         | 5          | 3         | 22           | 14         | 5          | 0         | 42          | 27          | 10         | 3          |
| 2002-03       | 21          | 10         | 8          | 2         | 24           | 10         | 5          | 2         | 45          | 20          | 13         | 4          |
| 2003-04       | 24          | 11         | 3          | 3         | 16           | 10         | 12         | 3         | 40          | 21          | 15         | 6          |
| 2004-05       |             |            |            |           | Did Not Play |            |            |           |             |             |            |            |
| 2005-06       | 22          | 13         | -          | 6         | 23           | 13         | -          | 5         | 45          | 26          | -          | 11         |
| 2006-07       | 10          | 24         | -          | 7         | 12           | 24         | -          | 5         | 22          | 48          | -          | 12         |
| 2007-08       | 21          | 14         | -          | 6         | 21           | 15         | -          | 5         | 42          | 29          | -          | 11         |
| 2008-09       | 24          | 13         | -          | 4         | 20           | 14         | -          | 7         | 44          | 27          | -          | 11         |
| 2009-10       | 24          | 14         | -          | 3         | 17           | 21         | -          | 3         | 41          | 35          | -          | 6          |
| 2010-11       | 22          | 12         | -          | 7         | 25           | 11         | -          | 5         | 47          | 23          | -          | 12         |
| 2011-12       | 22          | 13         | -          | 6         | 25           | 13         | -          | 3         | 47          | 26          | -          | 9          |
| 2012-13       | 15          | 7          | -          | 2         | 8            | 15         | -          | 1         | 23          | 22          | -          | 3          |
| 2013-14       | 24          | 14         | -          | 3         | 18           | 16         | -          | 7         | 42          | 30          | -          | 10         |
| 2014-15       | 23          | 11         | -          | 7         | 10           | 20         | -          | 11        | 33          | 31          | -          | 18         |
| 2015-16       | 23          | 10         | -          | 8         | 18           | 17         | -          | 6         | 41          | 27          | -          | 14         |
| <b>TOTALS</b> | <b>1113</b> | <b>524</b> | <b>193</b> | <b>70</b> | <b>782</b>   | <b>788</b> | <b>264</b> | <b>66</b> | <b>1895</b> | <b>1312</b> | <b>457</b> | <b>136</b> |



# FLYERS ALL-TIME REGULAR SEASON OVERTIME RECORDS 1983-2016

## YEAR-BY-YEAR OVERTIME RECORDS

| SEASON        | OVERALL    |            |            | SEASON        | HOME      |           |            | SEASON        | ROAD      |           |            |
|---------------|------------|------------|------------|---------------|-----------|-----------|------------|---------------|-----------|-----------|------------|
|               | W          | L          | T          |               | W         | L         | T          |               | W         | L         | T          |
| 1983-84       | 3          | 1          | 10         | 1983-84       | 2         | 1         | 5          | 1983-84       | 1         | 0         | 5          |
| 1984-85       | 1          | 1          | 7          | 1984-85       | 0         | 0         | 4          | 1984-85       | 1         | 1         | 3          |
| 1985-86       | 4          | 1          | 4          | 1985-86       | 2         | 0         | 1          | 1985-86       | 2         | 1         | 3          |
| 1986-87       | 1          | 1          | 8          | 1986-87       | 1         | 0         | 2          | 1986-87       | 0         | 1         | 6          |
| 1987-88       | 1          | 3          | 9          | 1987-88       | 1         | 1         | 6          | 1987-88       | 0         | 2         | 3          |
| 1988-89       | 1          | 5          | 8          | 1988-89       | 1         | 4         | 3          | 1988-89       | 0         | 1         | 5          |
| 1989-90       | 2          | 5          | 11         | 1989-90       | 2         | 3         | 4          | 1989-90       | 0         | 2         | 7          |
| 1990-91       | 1          | 0          | 10         | 1990-91       | 0         | 0         | 6          | 1990-91       | 1         | 0         | 4          |
| 1991-92       | 2          | 4          | 11         | 1991-92       | 2         | 1         | 7          | 1991-92       | 0         | 3         | 4          |
| 1992-93       | 4          | 2          | 11         | 1992-93       | 2         | 2         | 5          | 1992-93       | 2         | 0         | 6          |
| 1993-94       | 3          | 5          | 10         | 1993-94       | 2         | 4         | 3          | 1993-94       | 1         | 1         | 7          |
| 1994-95       | 3          | 1          | 4          | 1994-95       | 1         | 1         | 1          | 1994-95       | 2         | 0         | 3          |
| 1995-96       | 4          | 3          | 13         | 1995-96       | 2         | 1         | 5          | 1995-96       | 2         | 2         | 8          |
| 1996-97       | 3          | 2          | 13         | 1996-97       | 2         | 0         | 6          | 1996-97       | 1         | 2         | 7          |
| 1997-98       | 3          | 1          | 11         | 1997-98       | 2         | 1         | 6          | 1997-98       | 1         | 0         | 5          |
| 1998-99       | 2          | 3          | 19         | 1998-99       | 0         | 1         | 11         | 1998-99       | 2         | 2         | 8          |
| 1999-00       | 6          | 3          | 12         | 1999-2000     | 4         | 3         | 7          | 1999-2000     | 2         | 0         | 5          |
| 2000-01       | 5          | 3          | 11         | 2000-01       | 2         | 0         | 4          | 2000-01       | 3         | 3         | 7          |
| 2001-02       | 3          | 3          | 10         | 2001-02       | 2         | 3         | 5          | 2001-02       | 1         | 0         | 5          |
| 2002-03       | 6          | 4          | 13         | 2002-03       | 1         | 2         | 8          | 2002-03       | 5         | 2         | 5          |
| 2003-04       | 2          | 6          | 15         | 2003-04       | 1         | 3         | 3          | 2003-04       | 1         | 3         | 12         |
| 2005-06       | 7          | 5          | -          | 2005-06       | 3         | 4         | -          | 2005-06       | 4         | 1         | -          |
| 2006-07       | 3          | 6          | -          | 2006-07       | 2         | 3         | -          | 2006-07       | 1         | 3         | -          |
| 2007-08       | 3          | 5          | -          | 2007-08       | 2         | 3         | -          | 2007-08       | 1         | 2         | -          |
| 2008-09       | 6          | 5          | -          | 2008-09       | 4         | 3         | -          | 2008-09       | 2         | 2         | -          |
| 2009-10       | 2          | 3          | -          | 2009-10       | 1         | 1         | -          | 2009-10       | 1         | 2         | -          |
| 2010-11       | 3          | 5          | -          | 2010-11       | 1         | 2         | -          | 2010-11       | 2         | 3         | -          |
| 2011-12       | 6          | 2          | -          | 2011-12       | 2         | 1         | -          | 2011-12       | 4         | 1         | -          |
| 2012-13       | 2          | 1          | -          | 2012-13       | 2         | 0         | -          | 2012-13       | 0         | 1         | -          |
| 2013-14       | 4          | 2          | -          | 2013-14       | 1         | 0         | -          | 2013-14       | 3         | 2         | -          |
| 2014-15       | 8          | 7          | -          | 2014-15       | 6         | 1         | -          | 2014-15       | 2         | 6         | -          |
| 2015-16       | 10         | 6          | -          | 2015-16       | 4         | 4         | -          | 2015-16       | 6         | 2         | -          |
| <b>TOTALS</b> | <b>114</b> | <b>104</b> | <b>220</b> | <b>TOTALS</b> | <b>61</b> | <b>53</b> | <b>102</b> | <b>TOTALS</b> | <b>53</b> | <b>51</b> | <b>118</b> |

## YEAR-BY-YEAR SHOOTOUT RECORDS

| SEASON        | OVERALL   |           | SEASON        | HOME      |           | SEASON        | ROAD      |           |
|---------------|-----------|-----------|---------------|-----------|-----------|---------------|-----------|-----------|
|               | W         | L         |               | W         | L         |               | W         | L         |
| 2005-06       | 4         | 6         | 2005-06       | 3         | 2         | 2005-06       | 1         | 4         |
| 2006-07       | 1         | 6         | 2006-07       | 1         | 4         | 2006-07       | 0         | 2         |
| 2007-08       | 3         | 6         | 2007-08       | 1         | 3         | 2007-08       | 2         | 3         |
| 2008-09       | 4         | 6         | 2008-09       | 1         | 1         | 2008-09       | 3         | 5         |
| 2009-10       | 4         | 3         | 2009-10       | 3         | 2         | 2009-10       | 1         | 1         |
| 2010-11       | 3         | 7         | 2010-11       | 0         | 5         | 2010-11       | 3         | 2         |
| 2011-12       | 4         | 7         | 2011-12       | 1         | 5         | 2011-12       | 3         | 2         |
| 2012-13       | 1         | 2         | 2012-13       | 1         | 2         | 2012-13       | 0         | 0         |
| 2013-14       | 3         | 8         | 2013-14       | 0         | 3         | 2013-14       | 3         | 5         |
| 2014-15       | 3         | 11        | 2014-15       | 3         | 6         | 2014-15       | 0         | 5         |
| 2015-16       | 3         | 8         | 2015-16       | 2         | 4         | 2015-16       | 1         | 4         |
| <b>TOTALS</b> | <b>33</b> | <b>70</b> | <b>TOTALS</b> | <b>16</b> | <b>37</b> | <b>TOTALS</b> | <b>17</b> | <b>33</b> |



# FLYERS REGULAR SEASON HOME ATTENDANCE RECORDS 1967-2016

| SEASON        | ATTENDANCE        | GAMES        | AVERAGE        | SELLOUTS     |
|---------------|-------------------|--------------|----------------|--------------|
| 1967-68       | 288,747           | 30           | 9,625          | 3            |
| 1968-69       | 425,443           | 38           | 11,196         | 4            |
| 1969-70       | 508,132           | 38           | 13,372         | 18           |
| 1970-71       | 551,113           | 39           | 14,131         | 27           |
| 1971-72       | 560,796           | 39           | 14,379         | 26           |
| 1972-73       | 626,468           | 39           | 16,063         | 22           |
| 1973-74       | 663,273           | 39           | 17,007         | 39           |
| 1974-75       | 683,080           | 40           | 17,077         | 40           |
| 1975-76       | 683,080           | 40           | 17,077         | 40           |
| 1976-77       | 683,080           | 40           | 17,077         | 40           |
| 1977-78       | 683,080           | 40           | 17,077         | 40           |
| 1978-79       | 683,080           | 40           | 17,077         | 40           |
| 1979-80       | 683,080           | 40           | 17,077         | 40           |
| 1980-81       | 683,080           | 40           | 17,077         | 40           |
| 1981-82       | 681,744           | 40           | 17,044         | 8            |
| 1982-83       | 673,880           | 40           | 16,847         | 13           |
| 1983-84       | 665,445           | 40           | 16,636         | 13           |
| 1984-85       | 678,036           | 40           | 16,951         | 23           |
| 1985-86       | 687,342           | 40           | 17,184         | 32           |
| 1986-87       | 688,497           | 40           | 17,212         | 36           |
| 1987-88       | 696,180           | 40           | 17,405         | 31           |
| 1988-89       | 696,202           | 40           | 17,405         | 36           |
| 1989-90       | 696,268           | 40           | 17,407         | 32           |
| 1990-91       | 693,674           | 40           | 17,342         | 27           |
| 1991-92       | 685,604           | 40           | 17,140         | 11           |
| 1992-93       | 708,512           | 41           | 17,281         | 14           |
| 1993-94       | 706,455           | 41           | 17,231         | 10           |
| 1994-95       | 411,848           | 24           | 17,160         | 15           |
| 1995-96       | 711,136           | 41           | 17,345         | 32           |
| 1996-97       | 791,753           | 41           | 19,311         | 15           |
| 1997-98       | 800,285           | 41           | 19,519         | 23           |
| 1998-99       | 804,105           | 41           | 19,612         | 37           |
| 1999-00       | 805,014           | 41           | 19,634         | 35           |
| 2000-01       | 802,595           | 41           | 19,575         | 29           |
| 2001-02       | 802,327           | 41           | 19,569         | 27           |
| 2002-03       | 792,333           | 41           | 19,325         | 14           |
| 2003-04       | 794,406           | 41           | 19,376         | 20           |
| 2004-05       | ---               |              |                |              |
| 2005-06       | 805,783           | 41           | 19,653         | 39           |
| 2006-07       | 790,591           | 41           | 19,283         | 10           |
| 2007-08       | 801,797           | 41           | 19,556         | 26           |
| 2008-09       | 801,372           | 41           | 19,546         | 27           |
| 2009-10       | 800,996           | 41           | 19,537         | 30           |
| 2010-11       | 808,301           | 41           | 19,715         | 36           |
| 2011-12       | 837,754*          | 41           | 20,433*        | 41           |
| 2012-13       | 474,878           | 24           | 19,787         | 24           |
| 2013-14       | 813,411#          | 41           | 19,839#        | 41           |
| 2014-15       | 790,107           | 30           | 19,271         | 30           |
| 2015-16       | 788,319           | 41           | 19,227         | 19           |
| <b>TOTALS</b> | <b>33,392,482</b> | <b>1,895</b> | <b>844,670</b> | <b>1,275</b> |

\* Franchise record. Total includes attendance of 46,967 at 2012 Bridgestone NHL Winter Classic at Citizens Bank Park on January 2, 2012. WFC home game average was 19,770.

# Franchise record for Wells Fargo Center home games only.

(Note: Flyers played at the Spectrum from the 1967-68 through 1995-96 seasons and moved into the Wachovia Center for the 1996-97 season.)





# FLYERS REGULAR SEASON OPENING GAME RECORDS 1967-2016

## SEASON OPENER (21-19-8)

|         |              |   |    |              |   |     |
|---------|--------------|---|----|--------------|---|-----|
| 1967-68 | FLYERS       | 1 | at | California   | 5 | L   |
| 1968-69 | FLYERS       | 2 | at | Boston       | 3 | L   |
| 1969-70 | FLYERS       | 0 | at | Minnesota    | 4 | L   |
| 1970-71 | Minnesota    | 1 | at | FLYERS       | 2 | W   |
| 1971-72 | FLYERS       | 2 | at | Pittsburgh   | 3 | L   |
| 1972-73 | FLYERS       | 4 | at | St. Louis    | 4 | T   |
| 1973-74 | Toronto      | 0 | at | FLYERS       | 2 | W   |
| 1974-75 | Los Angeles  | 5 | at | FLYERS       | 3 | L   |
| 1975-76 | Washington   | 4 | at | FLYERS       | 5 | W   |
| 1976-77 | NY Islanders | 3 | at | FLYERS       | 0 | L   |
| 1977-78 | Chicago      | 1 | at | FLYERS       | 5 | W   |
| 1978-79 | FLYERS       | 3 | at | NY Rangers   | 3 | T   |
| 1979-80 | NY Islanders | 2 | at | FLYERS       | 5 | W   |
| 1980-81 | Pittsburgh   | 4 | at | FLYERS       | 7 | W   |
| 1981-82 | Detroit      | 2 | at | FLYERS       | 2 | T   |
| 1982-83 | Quebec       | 5 | at | FLYERS       | 9 | W   |
| 1983-84 | Washington   | 1 | at | FLYERS       | 4 | W   |
| 1984-85 | Washington   | 2 | at | FLYERS       | 2 | T   |
| 1985-86 | New Jersey   | 6 | at | FLYERS       | 5 | L   |
| 1986-87 | Edmonton     | 1 | at | FLYERS       | 2 | W   |
| 1987-88 | Montreal     | 2 | at | FLYERS       | 2 | T   |
| 1988-89 | New Jersey   | 1 | at | FLYERS       | 4 | W   |
| 1989-90 | New Jersey   | 6 | at | FLYERS       | 2 | L   |
| 1990-91 | FLYERS       | 1 | at | Boston       | 4 | L   |
| 1991-92 | FLYERS       | 2 | at | Washington   | 5 | L   |
| 1992-93 | FLYERS       | 3 | at | Pittsburgh   | 3 | T   |
| 1993-94 | Pittsburgh   | 3 | at | FLYERS       | 4 | W   |
| 1994-95 | Quebec       | 3 | at | FLYERS       | 1 | L   |
| 1995-96 | FLYERS       | 7 | at | Montreal     | 1 | W   |
| 1996-97 | Florida      | 3 | at | FLYERS       | 1 | L   |
| 1997-98 | Florida      | 1 | at | FLYERS       | 3 | W   |
| 1998-99 | FLYERS       | 1 | at | NY Rangers   | 0 | W   |
| 1999-00 | Ottawa       | 3 | at | FLYERS       | 0 | L   |
| 2000-01 | Vancouver    | 3 | at | FLYERS       | 6 | W   |
| 2001-02 | Florida      | 2 | at | FLYERS       | 5 | W   |
| 2002-03 | FLYERS       | 2 | at | Edmonton     | 2 | T   |
| 2003-04 | Buffalo      | 0 | at | FLYERS       | 2 | W   |
| 2004-05 |              |   |    | DID NOT PLAY |   |     |
| 2005-06 | NY Rangers   | 5 | at | FLYERS       | 3 | L   |
| 2006-07 | FLYERS       | 0 | at | Pittsburgh   | 4 | L   |
| 2007-08 | FLYERS       | 3 | at | Calgary      | 2 | W   |
| 2008-09 | NY Rangers   | 4 | at | FLYERS       | 3 | L   |
| 2009-10 | FLYERS       | 2 | at | Carolina     | 0 | W   |
| 2010-11 | FLYERS       | 3 | at | Pittsburgh   | 2 | W   |
| 2011-12 | FLYERS       | 2 | at | Boston       | 1 | W   |
| 2012-13 | Pittsburgh   | 3 | at | FLYERS       | 1 | L   |
| 2013-14 | Toronto      | 3 | at | FLYERS       | 1 | L   |
| 2014-15 | FLYERS       | 1 | at | Boston       | 2 | L   |
| 2015-16 | FLYERS       | 2 | at | Tampa Bay    | 3 | OTL |



# FLYERS REGULAR SEASON HOME/ROAD OPENING GAME REGISTER: 1967-2016

## HOME OPENER (27-15-6)

|         |      |                          |
|---------|------|--------------------------|
| 1967-68 | W    | FLYERS 1, Pittsburgh 0   |
| 1968-69 | W    | FLYERS 3, Pittsburgh 0   |
| 1969-70 | T    | FLYERS 1, Montreal 1     |
| 1970-71 | W    | FLYERS 2, Minnesota 1    |
| 1971-72 | L    | Los Angeles 7 FLYERS 0   |
| 1972-73 | W    | FLYERS 7, Vancouver 3    |
| 1973-74 | W    | FLYERS 2, Toronto 0      |
| 1974-75 | L    | Los Angeles 5, FLYERS 3  |
| 1975-76 | W    | FLYERS 5, Washington 4   |
| 1976-77 | L    | NY Islanders 3, FLYERS 0 |
| 1977-78 | W    | FLYERS 5, Chicago 1      |
| 1978-79 | L    | Montreal 3, FLYERS 2     |
| 1979-80 | W    | FLYERS 5, NY Islanders 2 |
| 1980-81 | W    | FLYERS 7, Pittsburgh 4   |
| 1981-82 | T    | FLYERS 2, Detroit 2      |
| 1982-83 | W    | FLYERS 9, Quebec 5       |
| 1983-84 | W    | FLYERS 4, Washington 1   |
| 1984-85 | T    | FLYERS 2, Washington 2   |
| 1985-86 | L    | New Jersey 6, FLYERS 5   |
| 1986-87 | W    | FLYERS 2, Edmonton 1     |
| 1987-88 | T    | FLYERS 2, Montreal 2     |
| 1988-89 | W    | FLYERS 4, New Jersey 1   |
| 1989-90 | L    | New Jersey 6, FLYERS 2   |
| 1990-91 | W    | FLYERS 7, Detroit 2      |
| 1991-92 | L    | Pittsburgh 6, FLYERS 3   |
| 1992-93 | W    | FLYERS 6, New Jersey 4   |
| 1993-94 | W    | FLYERS 4, Pittsburgh 3   |
| 1994-95 | L    | Quebec 3, FLYERS 1       |
| 1995-96 | W    | FLYERS 2, Washington 1   |
| 1996-97 | L    | Florida 3, FLYERS 1      |
| 1997-98 | W    | FLYERS 3, Florida 1      |
| 1998-99 | W    | FLYERS 4, Anaheim 1      |
| 1999-00 | L    | Ottawa 3, FLYERS 0       |
| 2000-01 | W    | FLYERS 6, Vancouver 3    |
| 2001-02 | W    | FLYERS 5, Florida 2      |
| 2002-03 | T    | FLYERS 3, NY Islanders 3 |
| 2003-04 | W    | FLYERS 2, Buffalo 0      |
| 2004-05 | -    | ---                      |
| 2005-06 | L    | NY Rangers 5, FLYERS 3   |
| 2006-07 | SOL  | NY Rangers 5, FLYERS 4   |
| 2007-08 | W    | FLYERS 3, NY Islanders 1 |
| 2008-09 | L    | NY Rangers 4, FLYERS 3   |
| 2009-10 | W-OT | FLYERS 6, Washington 5   |
| 2010-11 | W    | Colorado 2, FLYERS 4     |
| 2011-12 | W    | Vancouver 4, FLYERS 5    |
| 2012-13 | L    | Pittsburgh 3, FLYERS 1   |
| 2013-14 | L    | Toronto 3, FLYERS 1      |
| 2014-15 | L    | New Jersey 6, FLYERS 4   |
| 2015-16 | W    | FLYERS 1, Florida 0      |

## ROAD OPENER (20-16-12)

|         |     |                           |
|---------|-----|---------------------------|
| 1967-68 | L   | FLYERS 1 @ California 5   |
| 1968-69 | L   | FLYERS 2 @ Boston 3       |
| 1969-70 | L   | FLYERS 0 @ Minnesota 4    |
| 1970-71 | T   | FLYERS 0 @ Pittsburgh 0   |
| 1971-72 | L   | FLYERS 2 @ Pittsburgh 3   |
| 1972-73 | T   | FLYERS 4 @ St. Louis 4    |
| 1973-74 | W   | FLYERS 6 @ NY Islanders 0 |
| 1974-75 | W   | FLYERS 6 @ Pittsburgh 3   |
| 1975-76 | W   | FLYERS 9 @ Minnesota 5    |
| 1976-77 | L   | FLYERS 3 @ Atlanta 4      |
| 1977-78 | W   | FLYERS 8 @ Pittsburgh 2   |
| 1978-79 | T   | FLYERS 3 @ NY Rangers 3   |
| 1979-80 | L   | FLYERS 2 @ Atlanta 9      |
| 1980-81 | W   | FLYERS 5 @ St. Louis 1    |
| 1981-82 | W   | FLYERS 5 @ Washington 4   |
| 1982-83 | W   | FLYERS 3 @ Washington 2   |
| 1983-84 | W   | FLYERS 6 @ Montreal 3     |
| 1984-85 | W   | FLYERS 4 @ Washington 2   |
| 1985-86 | W   | FLYERS 4 @ Pittsburgh 2   |
| 1986-87 | W   | FLYERS 6 @ Washington 1   |
| 1987-88 | W   | FLYERS 5 @ Minnesota 4    |
| 1988-89 | W   | FLYERS 7 @ Minnesota 6    |
| 1989-90 | L   | FLYERS 3 @ Washington 5   |
| 1990-91 | L   | FLYERS 1 @ Boston 4       |
| 1991-92 | L   | FLYERS 2 @ Washington 5   |
| 1992-93 | T   | FLYERS 3 @ Pittsburgh 3   |
| 1993-94 | W   | FLYERS 5 @ Hartford 2     |
| 1994-95 | L   | FLYERS 1 @ Boston 4       |
| 1995-96 | W   | FLYERS 7 @ Montreal 1     |
| 1996-97 | L   | FLYERS 1 @ NY Islanders 5 |
| 1997-98 | W   | FLYERS 1 @ New Jersey 4   |
| 1998-99 | T   | FLYERS 1 @ NY Rangers 0   |
| 1999-00 | T   | FLYERS 1 @ Boston 1       |
| 2000-01 | T   | FLYERS 3 @ Minnesota 3    |
| 2001-02 | T   | FLYERS 2 @ Columbus 2     |
| 2002-03 | T   | FLYERS 2 @ Edmonton 2     |
| 2003-04 | T   | FLYERS 0 @ San Jose 0     |
| 2004-05 | -   | ---                       |
| 2005-06 | L   | FLYERS 2 @ Toronto 4      |
| 2006-07 | L   | FLYERS 0 @ Pittsburgh 4   |
| 2007-08 | W   | FLYERS 3 @ Calgary 2      |
| 2008-09 | OTL | FLYERS 2 @ Pittsburgh 3   |
| 2009-10 | W   | FLYERS 2 @ Carolina 0     |
| 2010-11 | W   | FLYERS 3 @ Pittsburgh 2   |
| 2011-12 | W   | FLYERS 2 @ Boston 1       |
| 2012-13 | L   | FLYERS 2 @ BUFFALO 5      |
| 2013-14 | L   | FLYERS 1 @ Montreal 4     |
| 2014-15 | L   | FLYERS 1 @ Boston 2       |
| 2015-16 | OTL | FLYERS 2 @ Tampa Bay 3    |



# PHILADELPHIA FLYERS ALL-TIME COACHING REGISTER 1967-2016

| COACH                | FIRST SEASON   | NO. OF SEASONS | RECORD         | PCT. | PLAYOFF RECORD | PLAYOFF PCT. |
|----------------------|----------------|----------------|----------------|------|----------------|--------------|
| Keith Allen          | 1967-68        | 2              | 51 • 67 • 32   | .447 | 3 • 8          | .273         |
| Vic Stasiuk          | 1969-70        | 2              | 45 • 68 • 41   | .425 | 0 • 4          | .000         |
| Fred Shero           | 1971-72        | 7              | 308 • 151 • 95 | .642 | 48 • 35        | .578         |
| (a) Bob McCammon     | 1978-79        | 4              | 119 • 68 • 31  | .617 | 1 • 9          | .100         |
| (b) Pat Quinn        | 1978-79        | 4              | 141 • 73 • 48  | .630 | 22 • 17        | .564         |
| Mike Keenan          | 1984-85        | 4              | 190 • 102 • 28 | .638 | 32 • 25        | .561         |
| Paul Holmgren        | 1988-89        | 4              | 107 • 126 • 31 | .464 | 10 • 9         | .526         |
| (c) Bill Dineen      | 1991-92        | 2              | 60 • 60 • 20   | .500 | —              | —            |
| Terry Simpson        | 1993-94        | 1              | 35 • 39 • 10   | .476 | —              | —            |
| Terry Murray         | 1994-95        | 3              | 118 • 64 • 30  | .627 | 28 • 18        | .609         |
| Wayne Cashman        | 1997-98        | 1              | 32 • 20 • 9    | .598 | —              | —            |
| (d) Roger Neilson    | 1997-98        | 3              | 76 • 52 • 32   | .578 | 3 • 8          | .273         |
| (e) Craig Ramsay     | 1999-2000      | 2              | 28 • 20 • 5    | .594 | 11 • 7         | .611         |
| (f) Bill Barber      | 2000-01        | 2              | 73 • 46 • 17   | .599 | 3 • 8          | .273         |
| Ken Hitchcock        | 2002-03        | 3              | 131 • 77 • 39  | .608 | 19 • 18        | .514         |
| (g) John Stevens     | 2006-07        | 4              | 120 • 109 • 34 | .521 | 11 • 12        | .478         |
| (h) Peter Laviolette | 2009-13        | 5              | 145 • 98 • 29  | .586 | 23 • 22        | .511         |
| (i) Craig Berube     | 2013-15        | 2              | 75 • 58 • 28   | .553 | 3 • 4          | .429         |
| Dave Hakstol         | 2015 – present | 2              | 41 • 27 • 14   | .585 | 2 • 4          | .333         |

- (a) Replaced Bob McCammon 50 games into the 1978-79 season, compiling an 18-8-4 mark  
 (b) Replaced Pat Quinn 72 games into the 1981-82 season, compiling a 4-2-2 mark  
 (c) Replaced Paul Holmgren 24 games into the 1991-92 season, compiling a 24-23-9 mark  
 (d) Replaced Wayne Cashman 61 games into the 1997-98 season, compiling a 10-9-2 mark  
 (e) Replaced Roger Neilson 57 games into the 1999-2000 season, compiling a 16-8-1 mark  
 (f) Replaced Craig Ramsay 28 games into the 2000-01 season, compiling a 31-16-7 mark  
 (g) Replaced Ken Hitchcock 8 games into the 2006-07 season, compiling a 21-42-11 mark  
 (h) Replaced John Stevens 25 games into the 2009-10 season, compiling a 28-24-5 mark  
 (i) Replaced Peter Laviolette three games into the 2013-14 season, compiling a 42-27-10 mark

## “MOSTS” BY A FLYER IN A SINGLE SEASON

### GOALS:

|               |    |         |
|---------------|----|---------|
| Reggie Leach  | 61 | 1975-76 |
| Tim Kerr      | 58 | 1985-86 |
| Tim Kerr      | 58 | 1986-87 |
| Tim Kerr      | 54 | 1983-84 |
| Tim Kerr      | 54 | 1984-85 |
| Mark Recchi   | 53 | 1992-93 |
| John LeClair  | 51 | 1995-96 |
| John LeClair  | 51 | 1997-98 |
| Rick MacLeish | 50 | 1972-73 |
| Bill Barber   | 50 | 1975-76 |
| Reggie Leach  | 50 | 1979-80 |
| John LeClair  | 50 | 1996-97 |

### ASSISTS:

|                 |    |         |
|-----------------|----|---------|
| Bobby Clarke    | 89 | 1974-75 |
| Bobby Clarke    | 89 | 1975-76 |
| Mark Recchi     | 70 | 1992-93 |
| Bobby Clarke    | 68 | 1977-78 |
| Ken Linseman    | 68 | 1981-82 |
| Eric Lindros    | 68 | 1995-96 |
| Bobby Clarke    | 67 | 1972-73 |
| Mark Recchi     | 67 | 1993-94 |
| Mark Recchi     | 63 | 1999-00 |
| Bobby Clarke    | 62 | 1976-77 |
| Bobby Clarke    | 62 | 1982-83 |
| Rod Brind'Amour | 62 | 1993-94 |

### POINTS:

|                 |     |         |
|-----------------|-----|---------|
| Mark Recchi     | 123 | 1992-93 |
| Bobby Clarke    | 119 | 1975-76 |
| Bobby Clarke    | 116 | 1974-75 |
| Eric Lindros    | 115 | 1995-96 |
| Bill Barber     | 112 | 1975-76 |
| Mark Recchi     | 107 | 1993-94 |
| Bobby Clarke    | 104 | 1972-73 |
| Rick MacLeish   | 100 | 1972-73 |
| Tim Kerr        | 98  | 1984-85 |
| Rick MacLeish   | 97  | 1976-77 |
| Brian Propp     | 97  | 1984-85 |
| Brian Propp     | 97  | 1985-86 |
| Rod Brind'Amour | 97  | 1993-94 |
| Eric Lindros    | 97  | 1993-94 |
| John LeClair    | 97  | 1995-96 |
| John LeClair    | 97  | 1996-97 |
| Claude Giroux   | 93  | 2011-12 |



# FLYERS REGULAR SEASON TEAM LEADERS 1967-2016

| SEASON  | PLAYER       | GOALS | PLAYER          | ASSISTS | PLAYER       | POINTS |
|---------|--------------|-------|-----------------|---------|--------------|--------|
| 1967-68 | Rocheftort   | 21    | Angotti         | 37      | Angotti      | 49     |
| 1968-69 | Lacroix      | 24    | Gendron         | 35      | Lacroix      | 56     |
| 1969-70 | Dornhoefer   | 26    | Lacroix         | 36      | Lacroix      | 58     |
| 1970-71 | Clarke       | 27    | Clarke          | 36      | Clarke       | 63     |
| 1971-72 | Clarke       | 35    | Clarke          | 46      | Clarke       | 81     |
| 1972-73 | MacLeish     | 50    | Clarke          | 67      | Clarke       | 104    |
| 1973-74 | Clarke       | 35    | Clarke          | 52      | Clarke       | 87     |
| 1974-75 | Leach        | 45    | Clarke          | 89      | Clarke       | 116    |
| 1975-76 | Leach        | 61    | Clarke          | 89      | Clarke       | 119    |
| 1976-77 | MacLeish     | 49    | Clarke          | 62      | MacLeish     | 97     |
| 1977-78 | Barber       | 41    | Clarke          | 68      | Clarke       | 89     |
| 1978-79 | Barber/Leach | 34    | Clarke          | 57      | Barber       | 80     |
| 1979-80 | Leach        | 50    | Clarke/Linseman | 57      | Linseman     | 79     |
| 1980-81 | Barber       | 43    | Wilson          | 47      | Barber       | 85     |
| 1981-82 | Barber       | 45    | Linseman        | 68      | Linseman     | 92     |
| 1982-83 | Sittler      | 43    | Clarke          | 62      | Clarke       | 85     |
| 1983-84 | Kerr         | 54    | Propp           | 53      | Kerr         | 93     |
| 1984-85 | Kerr         | 54    | Propp           | 54      | Kerr         | 98     |
| 1985-86 | Kerr         | 58    | Howe            | 58      | Propp        | 97     |
| 1986-87 | Kerr         | 58    | Poulin          | 45      | Kerr         | 95     |
| 1987-88 | Tocchet      | 31    | Propp           | 49      | Craven/Propp | 76     |
| 1988-89 | Kerr         | 48    | Eklund          | 51      | Kerr         | 88     |
| 1989-90 | Tocchet      | 37    | Tocchet         | 59      | Tocchet      | 96     |
| 1990-91 | Tocchet      | 40    | Eklund          | 50      | Tocchet      | 71     |
| 1991-92 | Brind'Amour  | 33    | Brind'Amour     | 44      | Brind'Amour  | 77     |
| 1992-93 | Recchi       | 53    | Recchi          | 70      | Recchi       | 123    |
| 1993-94 | Lindros      | 44    | Recchi          | 67      | Recchi       | 107    |
| 1994-95 | Lindros      | 29    | Lindros         | 41      | Lindros      | 70     |
| 1995-96 | LeClair      | 51    | Lindros         | 68      | Lindros      | 115    |
| 1996-97 | LeClair      | 50    | LeClair/Lindros | 47      | LeClair      | 97     |
| 1997-98 | LeClair      | 51    | Lindros         | 41      | LeClair      | 87     |
| 1998-99 | LeClair      | 43    | Lindros         | 53      | Lindros      | 93     |
| 1999-00 | LeClair      | 40    | Recchi          | 63      | Recchi       | 91     |
| 2000-01 | Primeau      | 34    | Recchi          | 50      | Recchi       | 77     |
| 2001-02 | Gagne        | 33    | Roenick         | 46      | Roenick      | 67     |
| 2002-03 | Roenick      | 27    | Recchi/Roenick  | 32      | Roenick      | 59     |
| 2003-04 | Recchi       | 26    | Recchi          | 49      | Recchi       | 75     |
| 2005-06 | Gagne        | 47    | Forsberg        | 56      | Gagne        | 79     |
| 2006-07 | Gagne        | 41    | Pitkanen        | 39      | Gagne        | 68     |
| 2007-08 | Briere       | 31    | Richards        | 47      | Richards     | 75     |
| 2008-09 | Carter       | 46    | Richards        | 50      | Carter       | 84     |
| 2009-10 | Carter       | 33    | Pronger         | 45      | Richards     | 62     |
| 2010-11 | Carter       | 36    | Giroux          | 51      | Giroux       | 76     |
| 2011-12 | Hartnell     | 37    | Giroux          | 65      | Giroux       | 93     |
| 2012-13 | Voracek      | 22    | Giroux          | 34      | Giroux       | 47     |
| 2013-14 | Simmonds     | 29    | Giroux          | 58      | Giroux       | 86     |
| 2014-15 | Giroux       | 25    | Voracek         | 59      | Voracek      | 81     |
| 2015-16 | Simmonds     | 32    | Giroux          | 45      | Giroux       | 67     |

## SEASON LENGTHS

48 games – 1994-95, 2012-13

74 games – 1967-68

76 games – 1968-70

78 games – 1970-74

80 games – 1974-92

82 games – 1995-2012, 2013-present

84 games – 1992-94



## FLYERS REGULAR SEASON TEAM LEADERS 1967-2016

| SEASON  | PLAYER     | PIM | GOALTENDER       | GAA  | GOALTENDER     | WINS |
|---------|------------|-----|------------------|------|----------------|------|
| 1967-68 | Van Impe   | 141 | Favell           | 2.27 | Parent         | 16   |
| 1968-69 | Kennedy    | 195 | Parent           | 2.69 | Parent         | 17   |
| 1969-70 | Heiskala   | 171 | Parent           | 2.79 | Parent         | 13   |
| 1970-71 | Dornhoefer | 93  | Favell           | 2.66 | Favell         | 16   |
| 1971-72 | Dornhoefer | 183 | Favell           | 2.80 | Favell         | 18   |
| 1972-73 | Schultz    | 259 | Favell           | 2.83 | Favell         | 20   |
| 1973-74 | Schultz    | 348 | Parent           | 1.89 | Parent         | 47   |
| 1974-75 | Schultz    | 472 | Parent           | 2.03 | Parent         | 44   |
| 1975-76 | Schultz    | 307 | Stephenson       | 2.58 | Stephenson     | 40   |
| 1976-77 | Holmgren   | 201 | Stephenson       | 2.31 | Parent         | 35   |
| 1977-78 | Dupont     | 225 | Parent           | 2.22 | Parent         | 29   |
| 1978-79 | Wilson     | 197 | Parent           | 2.70 | Stephenson     | 20   |
| 1979-80 | Holmgren   | 267 | Peeters          | 2.73 | Peeters        | 29   |
| 1980-81 | Holmgren   | 306 | St.Croix         | 2.49 | Peeters        | 22   |
| 1981-82 | Cochrane   | 329 | Peeters          | 3.71 | Peeters        | 23   |
| 1982-83 | Cochrane   | 237 | Froese           | 2.52 | Lindbergh      | 23   |
| 1983-84 | Cochrane   | 225 | Froese           | 3.14 | Froese         | 28   |
| 1984-85 | Tocchet    | 181 | Lindbergh        | 3.02 | Lindbergh      | 40   |
| 1985-86 | Tocchet    | 284 | Froese           | 2.55 | Froese         | 31   |
| 1986-87 | Tocchet    | 286 | Hextall          | 3.00 | Hextall        | 37   |
| 1987-88 | Tocchet    | 301 | Hextall          | 3.51 | Hextall        | 30   |
| 1988-89 | Chychrun   | 245 | Hextall          | 3.23 | Hextall        | 30   |
| 1989-90 | Berube     | 291 | Wregget          | 3.42 | Wregget        | 22   |
| 1990-91 | Berube     | 293 | Peeters          | 2.88 | Hextall        | 13   |
| 1991-92 | Carkner    | 195 | Hextall          | 3.40 | Hextall        | 16   |
| 1992-93 | McGill     | 238 | Soderstrom       | 3.42 | Soderstrom     | 20   |
| 1993-94 | Brown      | 137 | Roussel          | 3.34 | Roussel        | 29   |
| 1994-95 | Antoski    | 107 | Roussel          | 2.34 | Hextall        | 17   |
| 1995-96 | Antoski    | 204 | Hextall          | 2.17 | Hextall        | 31   |
| 1996-97 | Daniels    | 237 | Snow             | 2.52 | Hextall        | 31   |
| 1997-98 | Kordic     | 210 | Hextall          | 2.17 | Hextall        | 21   |
| 1998-99 | Lindros    | 120 | Vanbiesbrouck    | 2.18 | Vanbiesbrouck  | 27   |
| 1999-00 | Berube     | 162 | Boucher          | 1.91 | Vanbiesbrouck  | 25   |
| 2000-01 | Richardson | 131 | Cechmanek        | 2.01 | Cechmanek      | 35   |
| 2001-02 | Fedoruk    | 141 | Cechmanek        | 2.05 | Cechmanek      | 24   |
| 2002-03 | Brashear   | 161 | Cechmanek        | 1.83 | Cechmanek      | 33   |
| 2003-04 | Brashear   | 212 | Esche            | 2.04 | Esche          | 21   |
| 2005-06 | Brashear   | 166 | Niittymaki/Esche | 2.97 | Niittymaki     | 23   |
| 2006-07 | Eager      | 233 | Niittymaki       | 3.38 | Niittymaki     | 9    |
| 2007-08 | Cote       | 202 | Biron            | 2.59 | Biron          | 30   |
| 2008-09 | Carcillo   | 254 | Niittymaki/Biron | 2.76 | Biron          | 29   |
| 2009-10 | Carcillo   | 207 | Leighton         | 2.48 | Emery/Leighton | 16   |
| 2010-11 | Hartnell   | 142 | Boucher          | 2.41 | Bobrovsky      | 28   |
| 2011-12 | Rinaldo    | 232 | Bryzgalov        | 2.48 | Bryzgalov      | 33   |
| 2012-13 | Rinaldo    | 85  | Mason            | 1.90 | Bryzgalov      | 19   |
| 2013-14 | Rinaldo    | 153 | Mason            | 2.50 | Mason          | 33   |
| 2014-15 | Rinaldo    | 102 | Mason            | 2.25 | Mason          | 18   |
| 2015-16 | Simmonds   | 147 | Neuvirth         | 2.27 | Mason          | 23   |

## FLYERS ALL-TIME TOP ROOKIE SCORERS 1967-2016

| PLAYER              | POS | YEAR    | GP | G  | A  | PTS |
|---------------------|-----|---------|----|----|----|-----|
| Mikael Renberg      | RW  | 1993-94 | 83 | 38 | 44 | 82  |
| Dave Poulin         | C   | 1983-84 | 73 | 31 | 45 | 76  |
| Eric Lindros        | C   | 1992-93 | 61 | 41 | 34 | 75  |
| Brian Propp         | LW  | 1979-80 | 80 | 34 | 41 | 75  |
| Ron Flockhart       | C   | 1981-82 | 72 | 33 | 39 | 72  |
| Pelle Eklund        | C   | 1985-86 | 70 | 15 | 51 | 66  |
| Bill Barber         | LW  | 1972-73 | 69 | 30 | 34 | 64  |
| Peter Zezel         | C   | 1984-85 | 65 | 15 | 46 | 61  |
| Andre Lacroix       | C   | 1968-69 | 75 | 24 | 32 | 56  |
| Serge Bernier       | RW  | 1970-71 | 77 | 23 | 28 | 51  |
| Ron Sutter          | C   | 1983-84 | 79 | 19 | 32 | 51  |
| Mel Bridgman        | C   | 1975-76 | 80 | 23 | 27 | 50  |
| Behn Wilson         | D   | 1978-79 | 80 | 13 | 36 | 49  |
| Simon Gagne         | LW  | 1999-00 | 80 | 20 | 28 | 48  |
| Matt Read           | RW  | 2011-12 | 79 | 24 | 23 | 47  |
| Shayne Gostisbehere | D   | 2015-16 | 66 | 17 | 29 | 46  |
| Bobby Clarke        | C   | 1969-70 | 76 | 15 | 31 | 46  |
| Tim Kerr            | C   | 1980-81 | 68 | 22 | 23 | 45  |
| Jim Johnson         | C   | 1968-69 | 69 | 17 | 27 | 44  |
| Thomas Ericsson     | D   | 1983-84 | 68 | 11 | 33 | 44  |
| Janne Niinimaa      | D   | 1996-97 | 77 | 4  | 40 | 44  |



# FLYERS ALL-TIME SCORING AND PENALTY RECORDS 1967-2016

| PLAYER         | GP   | G   | A   | PTS  | PIM  |
|----------------|------|-----|-----|------|------|
| B. Clarke      | 1144 | 358 | 852 | 1210 | 1453 |
| B. Barber      | 903  | 420 | 463 | 883  | 623  |
| B. Propp       | 790  | 369 | 480 | 849  | 669  |
| R. MacLeish    | 741  | 328 | 369 | 697  | 384  |
| E. Lindros     | 486  | 290 | 369 | 659  | 946  |
| T. Kerr        | 601  | 363 | 287 | 650  | 577  |
| J. LeClair     | 649  | 333 | 310 | 643  | 337  |
| M. Recchi      | 602  | 232 | 395 | 627  | 388  |
| R. Brind'Amour | 633  | 235 | 366 | 601  | 563  |
| S. Gagne       | 691  | 264 | 271 | 535  | 284  |
| G. Dornhoefer  | 725  | 202 | 316 | 518  | 1256 |
| *C. Giroux     | 574  | 166 | 351 | 517  | 270  |
| R. Leach       | 606  | 306 | 208 | 514  | 276  |
| R. Tocchet     | 621  | 232 | 276 | 508  | 1817 |
| M. Howe        | 594  | 138 | 342 | 480  | 323  |
| P. Eklund      | 589  | 118 | 334 | 452  | 107  |
| M. Craven      | 523  | 152 | 272 | 424  | 315  |
| I. Sinisalo    | 526  | 199 | 209 | 408  | 180  |
| E. Desjardins  | 738  | 93  | 303 | 396  | 406  |
| D. Poulin      | 467  | 161 | 233 | 394  | 303  |
| Ron Sutter     | 555  | 137 | 223 | 360  | 854  |
| M. Richards    | 453  | 133 | 216 | 349  | 397  |
| J. Carter      | 461  | 181 | 162 | 343  | 288  |
| S. Hartnell    | 517  | 157 | 169 | 326  | 908  |
| M. Bridgman    | 462  | 119 | 205 | 324  | 971  |
| R. Lonsberry   | 497  | 144 | 170 | 314  | 403  |
| P. Holmgren    | 500  | 138 | 171 | 309  | 1600 |
| M. Renberg     | 366  | 128 | 168 | 296  | 210  |
| B. Kelly       | 741  | 128 | 168 | 296  | 1285 |
| *J. Voracek    | 363  | 96  | 197 | 293  | 205  |
| D. Briere      | 364  | 124 | 159 | 283  | 331  |
| K. Timonen     | 519  | 38  | 232 | 270  | 304  |
| P. Zedel       | 310  | 91  | 170 | 261  | 230  |
| O. Kindrachuk  | 360  | 79  | 181 | 260  | 465  |
| K. Linseman    | 269  | 73  | 184 | 257  | 585  |
| *W. Simmonds   | 365  | 132 | 119 | 251  | 515  |
| D. Saleski     | 476  | 118 | 117 | 235  | 602  |
| T. Bladon      | 463  | 67  | 163 | 230  | 281  |
| M. Knuble      | 338  | 118 | 111 | 229  | 290  |
| B. Wilson      | 339  | 59  | 155 | 214  | 873  |
| K. Primeau     | 312  | 87  | 126 | 213  | 414  |
| S. Nolet       | 358  | 93  | 108 | 201  | 129  |
| Joe Watson     | 746  | 36  | 162 | 198  | 397  |
| S. Mellanby    | 355  | 83  | 114 | 197  | 694  |
| B. Dailey      | 304  | 56  | 138 | 194  | 397  |
| D. Crossman    | 392  | 35  | 158 | 193  | 255  |
| *B. Schenn     | 345  | 58  | 107 | 191  | 179  |
| B. McCrimmon   | 367  | 35  | 152 | 187  | 355  |
| Jim Watson     | 613  | 38  | 148 | 186  | 492  |
| D. Sittler     | 191  | 84  | 94  | 178  | 148  |
| A. Dupont      | 539  | 42  | 135 | 177  | 1505 |
| K. Dineen      | 284  | 88  | 88  | 176  | 533  |
| J. Roenick     | 216  | 67  | 106 | 173  | 211  |
| G. Galley      | 236  | 28  | 144 | 172  | 260  |
| A. Lacroix     | 245  | 72  | 98  | 170  | 36   |
| J. Johnson     | 266  | 66  | 102 | 168  | 67   |
| D. Smith       | 494  | 80  | 87  | 167  | 338  |
| *M. Read       | 355  | 76  | 91  | 167  | 71   |
| B. Coburn      | 576  | 37  | 124 | 161  | 470  |
| C. Therien     | 753  | 29  | 130 | 159  | 583  |

| PLAYER          | GP  | G  | A   | PTS | PIM  |
|-----------------|-----|----|-----|-----|------|
| *S. Couturier   | 350 | 56 | 101 | 157 | 127  |
| J. Gendron      | 278 | 69 | 86  | 155 | 203  |
| K. Johnsson     | 291 | 40 | 107 | 147 | 140  |
| M. Handzus      | 237 | 54 | 92  | 146 | 166  |
| R. Flockhart    | 167 | 65 | 80  | 145 | 108  |
| R.J. Umberger   | 334 | 60 | 82  | 142 | 112  |
| K. Samuelsson   | 545 | 35 | 106 | 141 | 815  |
| D. McGillis     | 340 | 32 | 108 | 140 | 303  |
| B. Flett        | 167 | 71 | 68  | 139 | 130  |
| L. Carson       | 346 | 61 | 76  | 137 | 494  |
| M. Carle        | 308 | 15 | 122 | 137 | 91   |
| T. Carkner      | 376 | 29 | 103 | 132 | 867  |
| R. Allison      | 168 | 47 | 81  | 128 | 210  |
| G. Murphy       | 261 | 31 | 97  | 128 | 254  |
| D. Langkow      | 209 | 41 | 86  | 127 | 130  |
| E. Van Impe     | 617 | 19 | 107 | 126 | 892  |
| B. Fedyk        | 200 | 59 | 65  | 124 | 160  |
| *M. Streit      | 255 | 25 | 94  | 119 | 98   |
| K. Acton        | 303 | 45 | 72  | 117 | 424  |
| J. Pitkanen     | 206 | 25 | 91  | 116 | 210  |
| D. Schultz      | 297 | 51 | 64  | 115 | 1386 |
| J. Williams     | 226 | 43 | 72  | 115 | 108  |
| P. Forsberg     | 100 | 30 | 85  | 115 | 118  |
| M. Bullard      | 124 | 50 | 63  | 113 | 127  |
| S. Kapanen      | 311 | 44 | 66  | 110 | 70   |
| B. Marsh        | 514 | 14 | 96  | 110 | 636  |
| T. Gorence      | 291 | 57 | 52  | 109 | 89   |
| B. Clement      | 229 | 53 | 52  | 105 | 166  |
| J. van Riemsdyk | 196 | 47 | 52  | 99  | 89   |
| T. Klatt        | 209 | 41 | 57  | 98  | 57   |
| T. Eriksson     | 208 | 22 | 76  | 98  | 107  |
| M. Ricci        | 146 | 41 | 56  | 97  | 157  |
| J. Lupul        | 135 | 45 | 51  | 96  | 93   |
| A. Hill         | 221 | 40 | 55  | 95  | 227  |
| C. Pronger      | 145 | 15 | 77  | 92  | 133  |
| S. Podein       | 301 | 44 | 48  | 92  | 216  |
| M. Dvorak       | 193 | 11 | 74  | 85  | 51   |
| J. Beranek      | 134 | 46 | 38  | 84  | 137  |
| K. Huffman      | 207 | 23 | 61  | 84  | 158  |
| P. Falloon      | 144 | 38 | 45  | 83  | 24   |
| Rich Sutter     | 204 | 36 | 47  | 83  | 381  |
| B. Ashbee       | 270 | 15 | 67  | 82  | 277  |
| *M. Raffl       | 217 | 43 | 38  | 81  | 92   |
| J. Otto         | 213 | 28 | 52  | 80  | 292  |
| D. Yushkevich   | 215 | 17 | 63  | 80  | 212  |
| T. Crisp        | 194 | 25 | 54  | 79  | 78   |
| D. Brown        | 552 | 39 | 39  | 78  | 1382 |
| J. Niinimaa     | 143 | 7  | 71  | 78  | 114  |
| L. Rochefort    | 139 | 35 | 42  | 77  | 26   |
| G. Cochrane     | 257 | 16 | 61  | 77  | 1110 |
| A. Meszaros     | 192 | 20 | 56  | 76  | 116  |
| R. Fedotenko    | 199 | 37 | 38  | 75  | 127  |
| S. Bernier      | 123 | 35 | 40  | 75  | 130  |
| K. Jones        | 131 | 27 | 47  | 74  | 164  |
| B. Sutherland   | 124 | 42 | 29  | 71  | 40   |
| L. Goodenough   | 129 | 15 | 56  | 71  | 104  |
| C. Gratton      | 108 | 23 | 47  | 70  | 200  |
| P. Svoboda      | 232 | 10 | 60  | 70  | 320  |
| R. Jones        | 217 | 13 | 56  | 69  | 134  |
| T. Amonte       | 93  | 27 | 41  | 68  | 40   |



# FLYERS ALL-TIME SCORING AND PENALTY RECORDS 1967-2016

| PLAYER           | GP  | G  | A  | PTS | PIM  |
|------------------|-----|----|----|-----|------|
| D. Brashear      | 270 | 22 | 44 | 66  | 648  |
| S. Upshall       | 134 | 27 | 37 | 64  | 145  |
| S. Duchesne      | 89  | 20 | 43 | 63  | 88   |
| D. Zubrus        | 200 | 19 | 43 | 62  | 89   |
| D. Quinn         | 102 | 18 | 40 | 58  | 48   |
| V. Lecavalier    | 133 | 28 | 30 | 58  | 82   |
| V. Zelepukin     | 151 | 27 | 30 | 57  | 103  |
| V. Leino         | 94  | 21 | 36 | 57  | 26   |
| G. Peters        | 229 | 27 | 28 | 55  | 209  |
| D. Sarrazin      | 100 | 20 | 35 | 55  | 22   |
| P. Coffey        | 94  | 8  | 47 | 55  | 50   |
| C. Berube        | 323 | 20 | 34 | 54  | 1138 |
| J. Jagr          | 73  | 19 | 35 | 54  | 30   |
| D. Hawerchuk     | 67  | 16 | 38 | 54  | 36   |
| L. Hachborn      | 78  | 16 | 38 | 54  | 27   |
| K. Dykhuis       | 227 | 13 | 41 | 54  | 211  |
| B. Selby         | 119 | 25 | 28 | 53  | 47   |
| Marty Murray     | 150 | 23 | 30 | 53  | 23   |
| E. Weinrich      | 215 | 8  | 45 | 53  | 98   |
| Y. Racine        | 67  | 9  | 43 | 52  | 48   |
| A. Lomakin       | 108 | 22 | 28 | 50  | 60   |
| M. Pederson      | 84  | 20 | 30 | 50  | 33   |
| R. Lapointe      | 146 | 8  | 42 | 50  | 183  |
| B. Lesuk         | 123 | 24 | 25 | 49  | 112  |
| B. Dunlop        | 69  | 20 | 29 | 49  | 16   |
| L. Angotti       | 70  | 12 | 37 | 49  | 35   |
| J. Latal         | 92  | 12 | 36 | 48  | 24   |
| D. Ververgaert   | 95  | 23 | 24 | 47  | 30   |
| V. Prospal       | 77  | 14 | 33 | 47  | 27   |
| L. Hillman       | 149 | 8  | 39 | 47  | 112  |
| M. Talbot        | 127 | 25 | 21 | 46  | 84   |
| *S. Gostisbehere | 66  | 17 | 29 | 46  | 24   |
| B. Hughes        | 122 | 5  | 41 | 46  | 88   |
| D. Blackburn     | 115 | 16 | 29 | 45  | 59   |
| *M. Del Zotto    | 116 | 14 | 31 | 45  | 50   |
| A. Asham         | 150 | 18 | 26 | 44  | 281  |
| D. Powe          | 204 | 22 | 21 | 43  | 130  |
| F. Kennedy       | 132 | 18 | 25 | 43  | 325  |
| G. Hawgood       | 59  | 9  | 34 | 43  | 58   |
| J. Hull          | 210 | 20 | 22 | 42  | 26   |
| L. Schenn        | 213 | 12 | 30 | 42  | 140  |
| B. Dean          | 86  | 11 | 31 | 42  | 54   |
| L. Hale          | 196 | 5  | 37 | 42  | 90   |
| L. Morrison      | 202 | 19 | 22 | 41  | 70   |
| B. Benning       | 59  | 11 | 29 | 40  | 128  |
| B. Hoffmeyer     | 92  | 9  | 31 | 40  | 182  |
| J. Wells         | 126 | 5  | 35 | 40  | 313  |
| P. Evans         | 103 | 14 | 25 | 39  | 34   |
| T. Fedoruk       | 268 | 13 | 26 | 39  | 575  |
| N. Grossmann     | 198 | 7  | 31 | 38  | 118  |
| V. Butsayev      | 99  | 14 | 23 | 37  | 119  |
| C. Forbes        | 132 | 22 | 14 | 36  | 110  |
| E. Hoekstra      | 70  | 15 | 21 | 36  | 6    |
| R. Foley         | 58  | 11 | 25 | 36  | 168  |
| J. Miszuk        | 140 | 6  | 30 | 36  | 149  |
| L. Richardson    | 387 | 7  | 28 | 35  | 618  |
| G. Paslawski     | 60  | 14 | 19 | 33  | 12   |
| R. DiMaio        | 109 | 12 | 21 | 33  | 117  |
| N. Lacombe       | 92  | 11 | 22 | 33  | 34   |
| D. Hatcher       | 203 | 9  | 24 | 33  | 193  |
| M. Taylor        | 64  | 8  | 25 | 33  | 24   |
| W. Hillman       | 258 | 8  | 25 | 33  | 170  |
| D. Garcillo      | 153 | 16 | 16 | 32  | 414  |

| PLAYER          | GP  | G  | A  | PTS | PIM |
|-----------------|-----|----|----|-----|-----|
| R. Somik        | 113 | 12 | 20 | 32  | 27  |
| F. Meyer        | 83  | 8  | 24 | 32  | 47  |
| A. Daigle       | 68  | 12 | 19 | 31  | 8   |
| P. White        | 104 | 10 | 21 | 31  | 24  |
| T. Murray       | 115 | 1  | 30 | 31  | 69  |
| P. Ranheim      | 187 | 15 | 15 | 30  | 56  |
| B. Betts        | 138 | 13 | 17 | 30  | 22  |
| *C. VandeVelde  | 169 | 11 | 19 | 30  | 61  |
| G. Sanderson    | 58  | 11 | 18 | 29  | 44  |
| C. Boivin       | 114 | 11 | 18 | 29  | 320 |
| S. Downie       | 89  | 9  | 20 | 29  | 154 |
| K. Haller       | 132 | 7  | 22 | 29  | 177 |
| R. Hextall      | 489 | 1  | 28 | 29  | 476 |
| R. White        | 107 | 17 | 11 | 28  | 131 |
| A. Nodl         | 127 | 12 | 16 | 28  | 20  |
| N. Barnes       | 82  | 4  | 24 | 28  | 77  |
| J. Dopita       | 52  | 11 | 16 | 27  | 8   |
| P. Hannigan     | 72  | 11 | 16 | 27  | 58  |
| R. Fleming      | 65  | 9  | 18 | 27  | 134 |
| *S. Laughton    | 107 | 9  | 18 | 27  | 51  |
| J. Potvin       | 64  | 6  | 21 | 27  | 16  |
| F. Bathe        | 198 | 3  | 24 | 27  | 502 |
| *P. Bellemare   | 155 | 13 | 13 | 26  | 45  |
| J. Druce        | 79  | 12 | 14 | 26  | 27  |
| J.J. Daigneault | 105 | 8  | 18 | 26  | 68  |
| M. Busniuk      | 143 | 3  | 23 | 26  | 297 |
| M. Sillinger    | 52  | 11 | 14 | 25  | 24  |
| C. LaForge      | 65  | 9  | 16 | 25  | 36  |
| C. MacTavish    | 100 | 8  | 17 | 25  | 85  |
| T. Ball         | 62  | 7  | 18 | 25  | 20  |
| K. Manderville  | 129 | 7  | 18 | 25  | 59  |
| M. Rathje       | 97  | 3  | 22 | 25  | 52  |
| *N. Schultz     | 161 | 3  | 22 | 25  | 89  |
| E. Heiskala     | 127 | 13 | 11 | 24  | 294 |
| M. Ragnarsson   | 113 | 9  | 15 | 24  | 90  |
| Z. Rinaldo      | 223 | 8  | 16 | 24  | 572 |
| *A. MacDonald   | 105 | 3  | 21 | 24  | 63  |
| D. Kushner      | 82  | 10 | 13 | 23  | 213 |
| B. Radivojevic  | 88  | 9  | 14 | 23  | 80  |
| A. Conroy       | 114 | 9  | 14 | 23  | 156 |
| T. Horacek      | 116 | 9  | 14 | 23  | 217 |
| E. Gustafsson   | 91  | 6  | 17 | 23  | 24  |
| N. Zherdev      | 56  | 16 | 6  | 22  | 22  |
| D. Cherry       | 139 | 12 | 10 | 22  | 41  |
| G. Adams        | 39  | 7  | 15 | 22  | 113 |
| A. Delmore      | 95  | 7  | 15 | 22  | 24  |
| A. Picard       | 72  | 3  | 19 | 22  | 23  |
| H. Bennett      | 53  | 13 | 8  | 21  | 67  |
| K. Calder       | 59  | 9  | 12 | 21  | 36  |
| D. Evans        | 65  | 8  | 13 | 21  | 70  |
| P. Nedved       | 49  | 6  | 15 | 21  | 54  |
| M. Baron        | 83  | 10 | 10 | 20  | 86  |
| C. Schmutz      | 30  | 8  | 12 | 20  | 23  |
| D. Seidenberg   | 92  | 6  | 14 | 20  | 26  |
| D. Hoyda        | 108 | 4  | 16 | 20  | 257 |
| I. Laperriere   | 82  | 3  | 17 | 20  | 162 |
| K. McCarthy     | 90  | 3  | 17 | 20  | 57  |
| J. Chychny      | 199 | 3  | 17 | 20  | 606 |
| D. Sulliman     | 80  | 9  | 10 | 19  | 8   |
| B. Eager        | 111 | 9  | 10 | 19  | 313 |
| A. Semenov      | 70  | 4  | 15 | 19  | 20  |
| A. Zharnov      | 20  | 5  | 13 | 18  | 14  |
| S. O'Donnell    | 81  | 1  | 17 | 18  | 87  |



# FLYERS ALL-TIME SCORING AND PENALTY RECORDS 1967-2016

| PLAYER          | GP  | G  | A  | PTS | PIM | PLAYER           | GP  | G | A | PTS | PIM |
|-----------------|-----|----|----|-----|-----|------------------|-----|---|---|-----|-----|
| A. Faust        | 47  | 10 | 7  | 17  | 14  | K. Stevens       | 23  | 2 | 7 | 9   | 18  |
| R. Nattress     | 44  | 7  | 10 | 17  | 29  | W. Hicks         | 32  | 2 | 7 | 9   | 6   |
| B. Jones        | 48  | 7  | 10 | 17  | 44  | C. McAllister    | 121 | 2 | 7 | 9   | 258 |
| R. Robitaille   | 28  | 5  | 12 | 17  | 22  | M. Lamb          | 27  | 1 | 8 | 9   | 18  |
| S. Ruzicka      | 55  | 4  | 13 | 17  | 47  | J. Finley        | 55  | 1 | 8 | 9   | 24  |
| A. Stanley      | 64  | 4  | 13 | 17  | 28  | O. Bartulis      | 66  | 1 | 8 | 9   | 32  |
| R. McGill       | 134 | 4  | 13 | 17  | 363 | F. Arthur        | 77  | 1 | 8 | 9   | 49  |
| T. Bergen       | 14  | 11 | 5  | 16  | 4   | S. Daniels       | 56  | 5 | 3 | 8   | 237 |
| M. Sykora       | 49  | 5  | 11 | 16  | 26  | G. Odjick        | 30  | 4 | 4 | 8   | 38  |
| G. Morrison     | 43  | 1  | 15 | 16  | 70  | M. York          | 34  | 4 | 4 | 8   | 8   |
| P. Sharp        | 66  | 10 | 5  | 15  | 67  | M. Roupe         | 40  | 3 | 5 | 8   | 42  |
| D. Afanassenkov | 41  | 8  | 7  | 15  | 12  | M. Maneluk       | 14  | 2 | 6 | 8   | 12  |
| E. Hospodar     | 112 | 8  | 7  | 15  | 321 | D. Michayluk     | 14  | 2 | 6 | 8   | 8   |
| M. Freer        | 59  | 6  | 9  | 15  | 18  | T. Young         | 20  | 2 | 6 | 8   | 12  |
| D. Tippett      | 73  | 4  | 11 | 15  | 38  | J. Bowen         | 73  | 2 | 6 | 8   | 99  |
| B. Savage       | 66  | 9  | 5  | 14  | 28  | A. Burt          | 84  | 1 | 7 | 8   | 59  |
| J. Sim          | 39  | 7  | 7  | 14  | 28  | C. Colaiaacovo   | 33  | 2 | 6 | 8   | 10  |
| R. Potulny      | 44  | 7  | 7  | 14  | 26  | Ross Fitzpatrick | 20  | 5 | 2 | 7   | 0   |
| B. Dobbin       | 56  | 6  | 8  | 14  | 39  | B. Corkum        | 28  | 4 | 3 | 7   | 8   |
| J. Vandermeer   | 75  | 6  | 8  | 14  | 79  | M.A. Bourdon     | 45  | 4 | 3 | 7   | 52  |
| M. Bureau       | 125 | 6  | 8  | 14  | 20  | C. Foster        | 25  | 3 | 4 | 7   | 20  |
| M. Botell       | 32  | 4  | 10 | 14  | 31  | E. Joyal         | 26  | 3 | 4 | 7   | 8   |
| G. Metropolit   | 55  | 4  | 10 | 14  | 15  | G. Hynes         | 37  | 3 | 4 | 7   | 16  |
| M. Hostak       | 55  | 3  | 11 | 14  | 24  | H. Zolnierczyk   | 44  | 3 | 4 | 7   | 71  |
| M. Parizeau     | 38  | 2  | 12 | 14  | 10  | G. Seabrooke     | 19  | 1 | 6 | 7   | 4   |
| D. Lacroix      | 130 | 8  | 5  | 13  | 298 | G. Smyth         | 49  | 1 | 6 | 7   | 192 |
| P. Juhlin       | 56  | 7  | 6  | 13  | 23  | T. Harris        | 70  | 1 | 6 | 7   | 48  |
| P. Brendl       | 50  | 6  | 7  | 13  | 6   | L. Kukkonen      | 95  | 1 | 6 | 7   | 56  |
| J. Paddock      | 47  | 5  | 8  | 13  | 49  | R. Parent        | 102 | 1 | 6 | 7   | 36  |
| E. Medvedev     | 45  | 4  | 9  | 13  | 34  | R. Cote          | 156 | 1 | 6 | 7   | 411 |
| W. Huber        | 10  | 4  | 9  | 13  | 16  | G. Dionne        | 22  | 0 | 7 | 7   | 2   |
| A. Zhitnik      | 31  | 3  | 10 | 13  | 38  | L. Sbisa         | 39  | 0 | 7 | 7   | 36  |
| A. Alberts      | 79  | 1  | 12 | 13  | 61  | C. Darby         | 12  | 2 | 4 | 6   | 2   |
| C. Lapointe     | 56  | 7  | 5  | 12  | 48  | D. Babych        | 39  | 2 | 4 | 6   | 32  |
| S. McCarthy     | 71  | 6  | 6  | 12  | 136 | M. Andersson     | 43  | 2 | 4 | 6   | 0   |
| M. Greig        | 30  | 5  | 7  | 12  | 14  | D. Tolpeko       | 26  | 1 | 5 | 6   | 24  |
| J. Gauthier     | 65  | 5  | 7  | 12  | 74  | J. Sacco         | 34  | 1 | 5 | 6   | 20  |
| D. Kordic       | 197 | 4  | 8  | 12  | 584 | B. Gervais       | 37  | 1 | 5 | 6   | 10  |
| *B. Manning     | 77  | 1  | 11 | 12  | 73  | D. Fenyves       | 58  | 1 | 5 | 6   | 32  |
| K. Versteeg     | 27  | 7  | 4  | 11  | 24  | A. Lilja         | 50  | 0 | 6 | 6   | 34  |
| E. Chouinard    | 46  | 7  | 4  | 11  | 10  | B. Froese        | 144 | 0 | 6 | 6   | 22  |
| *N. Cousins     | 47  | 6  | 5  | 11  | 6   | J. Montgomery    | 13  | 2 | 3 | 5   | 15  |
| M. Mantha       | 35  | 3  | 8  | 11  | 35  | T. Warriner      | 13  | 2 | 3 | 5   | 6   |
| B. Wesley       | 52  | 3  | 8  | 11  | 109 | D. Markov        | 34  | 2 | 3 | 5   | 58  |
| L. Zeidel       | 66  | 1  | 10 | 11  | 74  | J. Shelley       | 89  | 2 | 3 | 5   | 191 |
| B. Parent       | 486 | 0  | 11 | 11  | 95  | M. Picard        | 7   | 1 | 4 | 5   | 0   |
| Y. Preston      | 28  | 7  | 3  | 10  | 4   | J. Kalinski      | 22  | 1 | 4 | 5   | 0   |
| J. Hlavac       | 31  | 7  | 3  | 10  | 8   | M. Timander      | 34  | 1 | 4 | 5   | 19  |
| T. McGinn       | 36  | 7  | 3  | 10  | 23  | P. Lawless       | 8   | 0 | 5 | 5   | 0   |
| E. Wellwood     | 31  | 5  | 5  | 10  | 4   | M. Stankiewicz   | 19  | 0 | 5 | 5   | 25  |
| J. Dowd         | 73  | 5  | 5  | 10  | 41  | P. Thoresen      | 21  | 0 | 5 | 5   | 8   |
| A. Oates        | 14  | 3  | 7  | 10  | 6   | W. Brossart      | 47  | 0 | 5 | 5   | 12  |
| J. McIlhargey   | 128 | 3  | 7  | 10  | 497 | R. MacSweyn      | 47  | 0 | 5 | 5   | 10  |
| D. Tertyshny    | 62  | 2  | 8  | 10  | 30  | R. Zettler       | 65  | 0 | 5 | 5   | 103 |
| D. Nachbaur     | 65  | 2  | 8  | 10  | 194 | R. Esche         | 128 | 0 | 5 | 5   | 43  |
| D. Stanley      | 89  | 2  | 8  | 10  | 216 | M. Biron         | 133 | 0 | 5 | 5   | 8   |
| J. Smith        | 77  | 1  | 9  | 10  | 86  | P. Lindbergh     | 157 | 0 | 5 | 5   | 10  |
| N. Dimitrakos   | 24  | 5  | 4  | 9   | 12  | *S. Mason        | 173 | 0 | 5 | 5   | 14  |
| M. Comrie       | 21  | 4  | 5  | 9   | 12  | D. Callander     | 18  | 3 | 1 | 4   | 5   |
| S. Kasper       | 37  | 4  | 5  | 9   | 12  | P. Murray        | 25  | 3 | 1 | 4   | 15  |
| R. Paiement     | 43  | 4  | 5  | 9   | 74  | L. Barrie        | 9   | 2 | 2 | 4   | 9   |
| A. Hall         | 91  | 4  | 5  | 9   | 23  | D. Syvret        | 27  | 2 | 2 | 4   | 14  |
| P. Guay         | 16  | 2  | 7  | 9   | 14  | M. Pyorala       | 36  | 2 | 2 | 4   | 10  |





# FLYERS ALL-TIME SCORING AND PENALTY RECORDS 1967-2016

| PLAYER        | GP  | G | A | PTS | PIM | PLAYER           | GP  | G | A | PTS | PIM |
|---------------|-----|---|---|-----|-----|------------------|-----|---|---|-----|-----|
| B. Wilkie     | 10  | 1 | 3 | 4   | 8   | Z. Zalapski      | 12  | 0 | 2 | 2   | 6   |
| P. Plante     | 26  | 1 | 3 | 4   | 15  | D. Snuggerrud    | 14  | 0 | 2 | 2   | 0   |
| R. Bailey     | 27  | 1 | 3 | 4   | 78  | O-K. Tollefsen   | 18  | 0 | 2 | 2   | 23  |
| T. Stevenson  | 31  | 1 | 3 | 4   | 45  | B. Kane          | 23  | 0 | 2 | 2   | 35  |
| P. J. Stock   | 31  | 1 | 3 | 4   | 78  | D. Richter       | 50  | 0 | 2 | 2   | 138 |
| S. Malgunas   | 71  | 1 | 3 | 4   | 90  | T. Soderstrom    | 78  | 0 | 2 | 2   | 4   |
| S. Antoski    | 89  | 1 | 3 | 4   | 265 | R. St. Croix     | 82  | 0 | 2 | 2   | 2   |
| A. Stratton   | 12  | 0 | 4 | 4   | 4   | J. Vanbiesbrouck | 112 | 0 | 2 | 2   | 18  |
| J. Timonen    | 14  | 0 | 4 | 4   | 6   | B. Boucher       | 140 | 0 | 2 | 2   | 12  |
| M. LaForest   | 38  | 0 | 4 | 4   | 12  | A. Niittymaki    | 161 | 0 | 2 | 2   | 4   |
| D. Gauthier   | 60  | 0 | 4 | 4   | 82  | *P. Straka       | 3   | 0 | 2 | 2   | 0   |
| K. Wregget    | 107 | 0 | 4 | 4   | 18  | D. Gillen        | 1   | 1 | 0 | 1   | 0   |
| D. Rousset    | 139 | 0 | 4 | 4   | 23  | T. Hlushko       | 2   | 1 | 0 | 1   | 0   |
| P. Peeters    | 179 | 0 | 4 | 4   | 77  | W. Walz          | 2   | 1 | 0 | 1   | 0   |
| D. Favell     | 215 | 0 | 4 | 4   | 86  | B. Sirois        | 4   | 1 | 0 | 1   | 4   |
| R. Romaniuk   | 17  | 3 | 0 | 3   | 17  | T. White         | 4   | 1 | 0 | 1   | 0   |
| J. Rosehill   | 45  | 3 | 0 | 3   | 154 | T. Divisek       | 5   | 1 | 0 | 1   | 0   |
| D. Laliberte  | 11  | 2 | 1 | 3   | 6   | K. Maguire       | 5   | 1 | 0 | 1   | 6   |
| O. Lauridsen  | 15  | 2 | 1 | 3   | 34  | *C. McDonald     | 5   | 1 | 0 | 1   | 7   |
| A. Savage     | 16  | 2 | 1 | 3   | 4   | P. Hubacek       | 6   | 1 | 0 | 1   | 2   |
| C. Jensen     | 21  | 2 | 1 | 3   | 2   | D. Lucas         | 6   | 1 | 0 | 1   | 0   |
| T. Sestito    | 21  | 2 | 1 | 3   | 95  | T. Kallio        | 7   | 1 | 0 | 1   | 2   |
| S. Cronin     | 35  | 2 | 1 | 3   | 37  | C. Joseph        | 17  | 1 | 0 | 1   | 21  |
| G. Roberts    | 11  | 1 | 2 | 3   | 15  | D. Rumble        | 18  | 1 | 0 | 1   | 4   |
| D. Plante     | 12  | 1 | 2 | 3   | 4   | A. Secord        | 20  | 1 | 0 | 1   | 38  |
| E. Meloche    | 13  | 1 | 2 | 3   | 4   | B. H. Armstrong  | 1   | 0 | 1 | 1   | 0   |
| L. Mickey     | 14  | 1 | 2 | 3   | 8   | R. Bast          | 2   | 0 | 1 | 1   | 0   |
| D. Schock     | 14  | 1 | 2 | 3   | 0   | D. Patterson     | 3   | 0 | 1 | 1   | 0   |
| J. Gratton    | 22  | 1 | 2 | 3   | 71  | K. Newbury       | 4   | 0 | 1 | 1   | 7   |
| B. Root       | 24  | 1 | 2 | 3   | 16  | M. Suzor         | 4   | 0 | 1 | 1   | 4   |
| K. Daniels    | 27  | 1 | 2 | 3   | 4   | R. Moore         | 5   | 0 | 1 | 1   | 0   |
| L. Wright     | 38  | 1 | 2 | 3   | 6   | N. Baumgartner   | 6   | 0 | 1 | 1   | 21  |
| I. Bryzgalov  | 40  | 0 | 3 | 3   | 0   | V. Malakhov      | 6   | 0 | 1 | 1   | 2   |
| U. Samuelsson | 49  | 1 | 2 | 3   | 58  | M. Ellison       | 7   | 0 | 1 | 1   | 2   |
| G. Meehan     | 12  | 0 | 3 | 3   | 4   | R. Ready         | 7   | 0 | 1 | 1   | 0   |
| S. Sandelin   | 15  | 0 | 3 | 3   | 0   | T. Grant         | 8   | 0 | 1 | 1   | 10  |
| J. Modry      | 19  | 0 | 3 | 3   | 8   | G. Inness        | 8   | 0 | 1 | 1   | 0   |
| M. Petit      | 20  | 0 | 3 | 3   | 51  | K. Law           | 9   | 0 | 1 | 1   | 4   |
| A. Brimanis   | 21  | 0 | 3 | 3   | 12  | B. Tibbetts      | 9   | 0 | 1 | 1   | 69  |
| R. Vopat      | 48  | 0 | 3 | 3   | 80  | M. Stothers      | 12  | 0 | 1 | 1   | 23  |
| O. Lauridsen  | 16  | 2 | 1 | 3   | 44  | A. Kovalenko     | 13  | 0 | 1 | 1   | 2   |
| D. Biggs      | 11  | 2 | 0 | 2   | 8   | S. Smith         | 14  | 0 | 1 | 1   | 15  |
| Y. Dupre      | 35  | 2 | 0 | 2   | 16  | R. Ramage        | 15  | 0 | 1 | 1   | 14  |
| J. Akesson    | 15  | 1 | 1 | 2   | 8   | S. Beauregard    | 16  | 0 | 1 | 1   | 0   |
| D. Gardner    | 2   | 1 | 1 | 2   | 0   | P. Kubina        | 17  | 0 | 1 | 1   | 15  |
| A. Brickley   | 3   | 1 | 1 | 2   | 0   | K. Huskins       | 19  | 0 | 1 | 1   | 4   |
| M. Holan      | 8   | 1 | 1 | 2   | 4   | Rory Fitzpatrick | 19  | 0 | 1 | 1   | 11  |
| B. Collins    | 9   | 1 | 1 | 2   | 4   | M. Belhumeur     | 23  | 0 | 1 | 1   | 2   |
| D. McAmmond   | 10  | 1 | 1 | 2   | 0   | D. Jensen        | 30  | 0 | 1 | 1   | 2   |
| L. Keenan     | 14  | 1 | 1 | 2   | 2   | M. Leighton      | 39  | 0 | 1 | 1   | 0   |
| P. Crowe      | 16  | 1 | 1 | 2   | 28  | B. Taylor        | 44  | 0 | 1 | 1   | 16  |
| M. Eaton      | 27  | 1 | 1 | 2   | 8   | R. Emery         | 88  | 0 | 1 | 1   | 37  |
| L. Krajicek   | 27  | 1 | 1 | 2   | 14  | G. Snow          | 90  | 0 | 1 | 1   | 66  |
| C. Winnes     | 4   | 0 | 2 | 2   | 0   | R. Cechmanek     | 163 | 0 | 1 | 1   | 22  |
| M. Byers      | 5   | 0 | 2 | 2   | 0   | W. Stephenson    | 165 | 0 | 1 | 1   | 17  |
| J. Slaney     | 5   | 0 | 2 | 2   | 0   | S. Anderson      | 1   | 0 | 0 | 0   | 0   |
| B. Berglund   | 7   | 0 | 2 | 2   | 4   | J. Backlund      | 1   | 0 | 0 | 0   | 0   |
| L. Jonsson    | 8   | 0 | 2 | 2   | 6   | D. Carruthers    | 1   | 0 | 0 | 0   | 0   |
| J. Stevens    | 9   | 0 | 2 | 2   | 14  | J. Cunningham    | 1   | 0 | 0 | 0   | 2   |
| N. Guenin     | 12  | 0 | 2 | 2   | 6   | M. D'Amour       | 1   | 0 | 0 | 0   | 0   |



# FLYERS ALL-TIME SCORING AND PENALTY RECORDS 1967-2016

| PLAYER        | GP | G | A | PTS | PIM |
|---------------|----|---|---|-----|-----|
| R. Drolet     | 1  | 0 | 0 | 0   | 0   |
| J. Duchesne   | 1  | 0 | 0 | 0   | 0   |
| J. Fritsch    | 1  | 0 | 0 | 0   | 0   |
| J. Gillis     | 1  | 0 | 0 | 0   | 0   |
| M. Houle      | 1  | 0 | 0 | 0   | 0   |
| C. Mokosak    | 1  | 0 | 0 | 0   | 5   |
| J. Mrazek     | 1  | 0 | 0 | 0   | 0   |
| G. Mulvena    | 1  | 0 | 0 | 0   | 2   |
| Mike Murray   | 1  | 0 | 0 | 0   | 0   |
| R. Osburn     | 1  | 0 | 0 | 0   | 0   |
| J-M Pelletier | 1  | 0 | 0 | 0   | 0   |
| R. Pelletier  | 1  | 0 | 0 | 0   | 0   |
| M. Peluso     | 1  | 0 | 0 | 0   | 0   |
| V. Pletka     | 1  | 0 | 0 | 0   | 0   |
| N. Raduns     | 1  | 0 | 0 | 0   | 0   |
| B. Ritchie    | 1  | 0 | 0 | 0   | 0   |
| M. Siklenka   | 1  | 0 | 0 | 0   | 0   |
| R. Simpson    | 1  | 0 | 0 | 0   | 0   |
| J. Skalde     | 1  | 0 | 0 | 0   | 2   |
| W. Skolney    | 1  | 0 | 0 | 0   | 2   |
| D. Sloane     | 1  | 0 | 0 | 0   | 0   |
| B. Wesenberg  | 1  | 0 | 0 | 0   | 5   |
| D. Wilson     | 1  | 0 | 0 | 0   | 0   |
| K. Wright     | 1  | 0 | 0 | 0   | 0   |
| M. Boland     | 2  | 0 | 0 | 0   | 0   |
| D. Ederstrand | 2  | 0 | 0 | 0   | 0   |
| K. Greentree  | 2  | 0 | 0 | 0   | 0   |
| M. Konan      | 2  | 0 | 0 | 0   | 0   |
| F. Kucera     | 2  | 0 | 0 | 0   | 2   |
| J. Lank       | 2  | 0 | 0 | 0   | 2   |
| M. Larocque   | 2  | 0 | 0 | 0   | 0   |
| N. Little     | 2  | 0 | 0 | 0   | 10  |
| I. MacNeil    | 2  | 0 | 0 | 0   | 0   |
| M. Ouellet    | 2  | 0 | 0 | 0   | 0   |
| S. Sabol      | 2  | 0 | 0 | 0   | 0   |
| G. Swarbrick  | 2  | 0 | 0 | 0   | 0   |
| B. Tiley      | 2  | 0 | 0 | 0   | 0   |
| T. Tookey     | 2  | 0 | 0 | 0   | 0   |
| C. Vilgrain   | 2  | 0 | 0 | 0   | 0   |
| G. Williams   | 2  | 0 | 0 | 0   | 0   |
| J. Zent       | 2  | 0 | 0 | 0   | 0   |
| M. Cullen     | 3  | 0 | 0 | 0   | 0   |
| M. Grenier    | 3  | 0 | 0 | 0   | 0   |
| M. Lamoureux  | 3  | 0 | 0 | 0   | 0   |
| F. Chabot     | 4  | 0 | 0 | 0   | 0   |
| C. Fisher     | 4  | 0 | 0 | 0   | 6   |
| J. Mair       | 4  | 0 | 0 | 0   | 0   |
| D. McLeod     | 4  | 0 | 0 | 0   | 0   |
| S. Washburn   | 4  | 0 | 0 | 0   | 0   |
| *J. Weal      | 4  | 0 | 0 | 0   | 0   |
| J. Wright     | 4  | 0 | 0 | 0   | 4   |
| A. MacAdam    | 5  | 0 | 0 | 0   | 0   |
| H. Gill       | 6  | 0 | 0 | 0   | 2   |
| P. Healey     | 6  | 0 | 0 | 0   | 12  |
| S. Lajeunesse | 6  | 0 | 0 | 0   | 2   |
| *T. Leier     | 6  | 0 | 0 | 0   | 0   |
| W. Young      | 6  | 0 | 0 | 0   | 0   |
| D. Hamel      | 7  | 0 | 0 | 0   | 0   |
| B. Holmstrom  | 7  | 0 | 0 | 0   | 7   |
| R. Park       | 7  | 0 | 0 | 0   | 0   |
| J. Boulerice  | 8  | 0 | 0 | 0   | 34  |
| M. Walker     | 8  | 0 | 0 | 0   | 20  |

| PLAYER         | GP | G | A | PTS | PIM |
|----------------|----|---|---|-----|-----|
| P. Kavanagh    | 8  | 0 | 0 | 0   | 2   |
| B. Hoffort     | 9  | 0 | 0 | 0   | 2   |
| N. Boynton     | 10 | 0 | 0 | 0   | 4   |
| J. Paterson    | 11 | 0 | 0 | 0   | 43  |
| L. Brown       | 12 | 0 | 0 | 0   | 0   |
| D. Printz      | 13 | 0 | 0 | 0   | 4   |
| B. St. Jacques | 13 | 0 | 0 | 0   | 4   |
| J. Ross        | 13 | 0 | 0 | 0   | 2   |
| D. Reid        | 14 | 0 | 0 | 0   | 18  |
| J. Hanna       | 15 | 0 | 0 | 0   | 0   |
| J. Harding     | 15 | 0 | 0 | 0   | 47  |
| G. Lefebvre    | 17 | 0 | 0 | 0   | 4   |
| G. Resch       | 22 | 0 | 0 | 0   | 0   |
| N. Fotiu       | 23 | 0 | 0 | 0   | 40  |
| B. Myhres      | 23 | 0 | 0 | 0   | 169 |
| S. Burke       | 26 | 0 | 0 | 0   | 0   |
| R. Holt        | 26 | 0 | 0 | 0   | 74  |
| J. Hackett     | 27 | 0 | 0 | 0   | 0   |
| B. Gamble      | 35 | 0 | 0 | 0   | 2   |
| P. Myre        | 57 | 0 | 0 | 0   | 37  |
| *M. Alt        | 1  | 0 | 0 | 0   | 0   |
| B. Jones       | 4  | 0 | 0 | 0   | 2   |
| R. Zepp        | 10 | 0 | 0 | 0   | 0   |



# FLYERS ALL-TIME GOALTENDER RECORDS 1967-2016

| PLAYER              | GP  | MINS  | GA   | SO | GAA  | W   | L   | OT  |
|---------------------|-----|-------|------|----|------|-----|-----|-----|
| Marc D'Amour        | 1   | 19    | 0    | 0  | 0    | 0   | 0   | 0   |
| Robbie Moore        | 5   | 237   | 7    | 2  | 1.77 | 3   | 0   | 1   |
| Roman Cechmanek     | 163 | 9384  | 306  | 20 | 1.96 | 92  | 43  | 22  |
| Gary Inness         | 8   | 330   | 12   | 0  | 2.18 | 3   | 0   | 2   |
| John Vanbiesbrouck  | 112 | 6662  | 243  | 9  | 2.19 | 52  | 33  | 24  |
| *Michal Neuvirth    | 32  | 1825  | 69   | 3  | 2.27 | 18  | 8   | 4   |
| *Steve Mason        | 173 | 9899  | 397  | 11 | 2.41 | 78  | 57  | 28  |
| Maxime Ouellet      | 2   | 76    | 3    | 0  | 2.37 | 0   | 1   | 0   |
| Jeff Hackett        | 27  | 1630  | 65   | 3  | 2.39 | 10  | 10  | 6   |
| Bernie Parent       | 486 | 28276 | 1141 | 50 | 2.42 | 232 | 141 | 104 |
| Brian Boucher       | 174 | 9574  | 399  | 8  | 2.5  | 73  | 68  | 19  |
| Sean Burke          | 26  | 1457  | 62   | 2  | 2.55 | 13  | 8   | 2   |
| Garth Snow          | 90  | 4972  | 215  | 3  | 2.59 | 40  | 25  | 16  |
| Ilya Bryzgalov      | 99  | 5713  | 248  | 7  | 2.6  | 52  | 33  | 10  |
| Robert Esche        | 128 | 7106  | 314  | 7  | 2.65 | 60  | 40  | 16  |
| Martin Biron        | 133 | 7651  | 346  | 7  | 2.71 | 65  | 47  | 16  |
| Sergei Bobrovsky    | 83  | 4567  | 208  | 0  | 2.73 | 42  | 23  | 10  |
| Bob Froese          | 144 | 8101  | 370  | 12 | 2.74 | 92  | 29  | 12  |
| Michael Leighton    | 33  | 1763  | 81   | 1  | 2.76 | 19  | 8   | 2   |
| Wayne Stephenson    | 165 | 9192  | 424  | 10 | 2.77 | 93  | 35  | 22  |
| Doug Favell         | 215 | 12053 | 559  | 16 | 2.78 | 76  | 87  | 37  |
| Ray Emery           | 88  | 4652  | 223  | 5  | 2.88 | 35  | 34  | 10  |
| Rob Zepp            | 10  | 519   | 25   | 0  | 2.89 | 5   | 2   | 0   |
| Ron Hextall         | 489 | 28181 | 1367 | 18 | 2.91 | 240 | 172 | 58  |
| Glenn Resch         | 22  | 1054  | 52   | 0  | 2.96 | 7   | 7   | 2   |
| Dunc Wilson         | 1   | 60    | 3    | 0  | 3    | 0   | 1   | 0   |
| Johan Backlund      | 1   | 40    | 2    | 0  | 3    | 0   | 1   | 0   |
| Antero Niittymaki   | 161 | 9042  | 454  | 4  | 3.01 | 62  | 61  | 23  |
| Bruce Gamble        | 35  | 1846  | 95   | 2  | 3.09 | 10  | 14  | 4   |
| Dominic Roussel     | 139 | 7507  | 398  | 5  | 3.18 | 62  | 49  | 14  |
| Pete Peeters        | 179 | 9987  | 532  | 5  | 3.2  | 85  | 57  | 20  |
| Michel Belhumeur    | 23  | 1117  | 60   | 0  | 3.22 | 9   | 7   | 3   |
| Rick St. Croix      | 82  | 4808  | 259  | 2  | 3.23 | 38  | 26  | 16  |
| Pelle Lindbergh     | 157 | 9150  | 503  | 7  | 3.3  | 87  | 49  | 15  |
| Jeremy Duchesne     | 1   | 17    | 1    | 0  | 3.53 | 0   | 0   | 0   |
| Ken Wregget         | 107 | 5834  | 345  | 0  | 3.55 | 42  | 47  | 9   |
| Bruce Hoffort       | 9   | 368   | 22   | 0  | 3.59 | 4   | 0   | 3   |
| Tommy Soderstrom    | 78  | 4248  | 259  | 7  | 3.66 | 26  | 35  | 10  |
| Phil Myre           | 57  | 3267  | 202  | 0  | 3.71 | 24  | 12  | 19  |
| Wendell Young       | 6   | 320   | 20   | 0  | 3.75 | 3   | 2   | 0   |
| Darren Jensen       | 30  | 1496  | 95   | 2  | 3.81 | 15  | 10  | 1   |
| Neil Little         | 2   | 93    | 6    | 0  | 3.87 | 0   | 2   | 0   |
| Mark LaForest       | 38  | 1905  | 124  | 1  | 3.91 | 10  | 16  | 4   |
| Michel Larocque     | 2   | 120   | 8    | 0  | 4    | 0   | 1   | 1   |
| Bobby Taylor        | 44  | 2190  | 148  | 0  | 4.05 | 15  | 16  | 6   |
| Frederic Chabot     | 4   | 70    | 5    | 0  | 4.29 | 0   | 1   | 1   |
| Stephane Beauregard | 16  | 802   | 59   | 0  | 4.41 | 3   | 9   | 0   |
| Don McLeod          | 4   | 181   | 14   | 0  | 4.64 | 0   | 3   | 1   |
| Cal Heeter          | 1   | 64    | 5    | 0  | 4.69 | 0   | 0   | 1   |
| Jean-Marc Pelletier | 1   | 60    | 5    | 0  | 5    | 0   | 1   | 0   |
| Jerome Mrazek       | 1   | 6     | 1    | 0  | 10   | 0   | 0   | 0   |
| Martin Houle        | 1   | 2     | 1    | 0  | 30   | 0   | 0   | 0   |

\*Still Active on the Flyers Roster



# FLYERS ALL-TIME REGULAR SEASON RECORDS 1967-2016

| PLAYER          | GOALS | PLAYER          | ASSISTS | PLAYER          | POINTS |
|-----------------|-------|-----------------|---------|-----------------|--------|
| Bill Barber     | 420   | Bobby Clarke    | 852     | Bobby Clarke    | 1210   |
| Brian Propp     | 369   | Brian Propp     | 480     | Bill Barber     | 883    |
| Tim Kerr        | 363   | Bill Barber     | 463     | Brian Propp     | 849    |
| Bobby Clarke    | 358   | Mark Recchi     | 395     | Rick MacLeish   | 697    |
| John LeClair    | 333   | Eric Lindros    | 369     | Eric Lindros    | 659    |
| Rick MacLeish   | 328   | Rick MacLeish   | 369     | Tim Kerr        | 650    |
| Reggie Leach    | 306   | Rod Brind'Amour | 366     | John LeClair    | 643    |
| Eric Lindros    | 290   | *Claude Giroux  | 351     | Mark Recchi     | 627    |
| Simon Gagne     | 264   | Mark Howe       | 342     | Rod Brind'Amour | 601    |
| Rod Brind'Amour | 235   | Pelle Eklund    | 334     | Simon Gagne     | 535    |

| PLAYER          | GAMES | PLAYER          | PIM  | DEFENSEMEN      | G   | A   | PTS |
|-----------------|-------|-----------------|------|-----------------|-----|-----|-----|
| Bobby Clarke    | 1144  | Rick Tocchet    | 1817 | Mark Howe       | 138 | 342 | 480 |
| Bill Barber     | 903   | Paul Holmgren   | 1600 | Eric Desjardins | 93  | 303 | 396 |
| Brian Propp     | 790   | Andre Dupont    | 1505 | Kimmo Timonen   | 38  | 232 | 270 |
| Chris Therien   | 753   | Bobby Clarke    | 1453 | Tom Bladen      | 67  | 163 | 230 |
| Joe Watson      | 746   | Dave Schultz    | 1386 | Behn Wilson     | 59  | 155 | 214 |
| Bob Kelly       | 741   | Dave Brown      | 1382 | Joe Watson      | 36  | 162 | 198 |
| Rick MacLeish   | 741   | Bob Kelly       | 1285 | Bob Dailey      | 56  | 138 | 194 |
| Eric Desjardins | 738   | Gary Dornhoefer | 1256 | Doug Crossman   | 35  | 158 | 193 |
| Gary Dornhoefer | 725   | Craig Berube    | 1138 | Brad McCrimmon  | 35  | 152 | 187 |
| Simon Gagne     | 691   | Glen Cochrane   | 1110 | Jim Watson      | 38  | 148 | 186 |

| LEFT WINGS       | G   | A   | PTS | CENTERS          | G   | A   | PTS  | RIGHT WINGS     | G   | A   | PTS |
|------------------|-----|-----|-----|------------------|-----|-----|------|-----------------|-----|-----|-----|
| Bill Barber      | 420 | 463 | 883 | Bobby Clarke     | 358 | 852 | 1210 | Tim Kerr        | 363 | 287 | 650 |
| Brian Propp      | 369 | 480 | 849 | Rick MacLeish    | 328 | 369 | 697  | Mark Recchi     | 232 | 395 | 627 |
| John LeClair     | 333 | 310 | 643 | Eric Lindros     | 290 | 369 | 659  | Gary Dornhoefer | 202 | 316 | 518 |
| Simon Gagne      | 264 | 271 | 535 | Rod Brind'Amour  | 235 | 366 | 601  | Reggie Leach    | 306 | 208 | 514 |
| Murray Craven    | 152 | 272 | 424 | *Claude Giroux   | 166 | 351 | 517  | Rick Tocchet    | 232 | 276 | 508 |
| Scott Hartnell   | 157 | 169 | 326 | Pelle Eklund     | 118 | 334 | 452  | Ilkka Sinisalo  | 199 | 209 | 408 |
| Ross Lonsberry   | 144 | 170 | 314 | Dave Poulin      | 161 | 233 | 394  | Paul Holmgren   | 138 | 171 | 309 |
| Bob Kelly        | 128 | 168 | 296 | Ron Sutter       | 137 | 223 | 360  | Mikael Renberg  | 128 | 168 | 296 |
| Derrick Smith    | 80  | 87  | 167 | Michael Richards | 133 | 216 | 349  | *Jakub Voracek  | 96  | 197 | 293 |
| Jean-Guy Gendron | 69  | 86  | 155 | Jeff Carter      | 181 | 162 | 343  | Don Saleski     | 118 | 117 | 235 |

| POWER PLAY      | GOALS | SHORTHANDED      | GOALS | HAT TRICK     | TIMES |
|-----------------|-------|------------------|-------|---------------|-------|
| Tim Kerr        | 145   | Bobby Clarke     | 32    | Tim Kerr      | 17    |
| Bill Barber     | 104   | Bill Barber      | 31    | Rick MacLeish | 12    |
| Brian Propp     | 103   | Dave Poulin      | 27    | John LeClair  | 11    |
| John LeClair    | 102   | Mark Howe        | 24    | Eric Lindros  | 11    |
| Bobby Clarke    | 99    | Michael Richards | 23    | Brian Propp   | 8     |
| Rick MacLeish   | 98    | Rick MacLeish    | 21    | Rick Tocchet  | 8     |
| Eric Lindros    | 82    | Brian Propp      | 20    | Reggie Leach  | 7     |
| Reggie Leach    | 79    | Rod Brind'Amour  | 18    | Bill Barber   | 6     |
| Rod Brind'Amour | 75    | Jeff Carter      | 12    | Bobby Clarke  | 5     |
| Mark Recchi     | 74    | Simon Gagne      | 11    | Kevin Dineen  | 5     |
|                 |       | Don Saleski      | 11    | Dave Poulin   | 5     |
|                 |       | Ilkka Sinisalo   | 11    |               |       |

| GOALTENDERS<br>GAMES | SHUTOUTS | AVERAGE<br>GAA (50+ GAMES) | WINS |                  |      |                 |     |
|----------------------|----------|----------------------------|------|------------------|------|-----------------|-----|
| Ron Hexall           | 489      | Bernie Parent              | 50   | Roman Cechmanek  | 1.96 | Ron Hexall      | 240 |
| Bernie Parent        | 486      | Roman Cechmanek            | 20   | J. Vanbiesbrouck | 2.19 | Bernie Parent   | 232 |
| Doug Favell          | 215      | Ron Hexall                 | 18   | *Steve Mason     | 2.41 | W. Stephenson   | 93  |
| Pete Peeters         | 179      | Doug Favell                | 16   | Bernie Parent    | 2.42 | Roman Cechmanek | 92  |
| Brian Boucher        | 174      | Bob Froese                 | 12   | Brian Boucher    | 2.50 | Bob Froese      | 92  |
| W. Stephenson        | 165      | Wayne Stephenson           | 10   | Garth Snow       | 2.59 | P. Lindbergh    | 87  |
| Roman Cechmanek      | 163      | J. Vanbiesbrouck           | 9    | Ilya Bryzgalov   | 2.60 | Pete Peeters    | 85  |



# FLYERS ALL-TIME REGULAR SEASON STREAKS 1967-2016

## LONGEST...

### WIN STREAKS

|          |                                      |
|----------|--------------------------------------|
| 13 Games | Oct. 19, 1985 through Nov. 17, 1985  |
| 11 Games | March 5, 1985 through March 24, 1985 |
| 10 Games | Dec. 22, 1982 through Jan. 13, 1983  |
| 9 Games  | Oct. 25, 1979 through Nov. 15, 1979  |
| 9 Games  | April 2, 1995 through April 22, 1995 |

### WIN STREAKS AT HOME

|          |                                      |
|----------|--------------------------------------|
| 20 Games | Jan. 4, 1976 through April 3, 1976   |
| 14 Games | Feb. 10, 1985 through April 4, 1985  |
| 11 Games | Feb. 13, 1975 through March 30, 1975 |
| 11 Games | Nov. 28, 1976 through Jan. 16, 1977  |
| 11 Games | Oct. 19, 1985 through Nov. 27, 1985  |
| 11 Games | Oct. 27, 2003 through Dec. 5, 2003   |

### WIN STREAKS ON THE ROAD

|         |                                      |
|---------|--------------------------------------|
| 8 Games | Dec. 22, 1982 through Jan. 16, 1983  |
| 7 Games | Oct. 12, 1985 through Nov. 16, 1985  |
| 6 Games | Jan. 22, 1980 through Feb. 9, 1980   |
| 6 Games | March 5, 1985 through March 23, 1985 |
| 6 Games | Jan. 2, 2003 through Jan. 21, 2003   |
| 6 Games | Dec. 13, 2005 through Dec. 29, 2005  |
| 6 Games | Jan. 5, 2008 through Feb. 5, 2008    |

### LOSING STREAKS

|         |                                      |
|---------|--------------------------------------|
| 9 Games | Dec. 8, 2006 through Dec. 27, 2006   |
| 7 Games | Jan. 4, 2007 through Jan. 18, 2007   |
| 6 Games | March 25, 1970 through April 4, 1970 |
| 6 Games | Dec. 5, 1992 through Dec. 17, 1992   |
| 6 Games | Jan. 25, 1994 through Feb. 5, 1994   |
| 6 Games | Nov. 24, 2014 through Dec. 3, 2014   |

### LOSING STREAKS AT HOME

|         |                                     |
|---------|-------------------------------------|
| 8 Games | Dec. 9, 2006 through Jan. 27, 2007  |
| 5 Games | Jan. 30, 1969 through Feb. 15, 1969 |
| 5 Games | Dec. 19, 1989 through Jan. 23, 1990 |
| 5 Games | Feb. 6, 2008 through Feb. 21, 2008  |
| 4 Games | 4 times                             |

### LOSING STREAKS ON THE ROAD

|         |                                      |
|---------|--------------------------------------|
| 9 Games | Oct. 30, 2014 through Dec. 3, 2014   |
| 9 Games | Feb. 24, 2015 through March 21, 2015 |
| 8 Games | Oct. 25, 1972 through Nov. 26, 1972  |
| 8 Games | March 3, 1988 through March 29, 1988 |
| 7 Games | Dec. 28, 1991 through Jan. 25, 1992  |
| 6 Games | 8 times                              |

### TIE STREAKS

|         |                                     |
|---------|-------------------------------------|
| 4 Games | Jan. 2, 1969 through Jan. 8, 1969   |
| 4 Games | Dec. 8, 1991 through Dec. 15, 1991  |
| 3 Games | Feb. 27, 1969 through March 2, 1969 |
| 3 Games | Oct. 23, 1969 through Oct. 30, 1969 |
| 3 Games | March 1, 1970 through March 7, 1970 |
| 3 Games | Jan. 20, 1971 through Jan. 23, 1971 |
| 3 Games | Jan. 18, 1979 through Jan. 21, 1979 |
| 3 Games | Dec. 1, 1979 through Dec. 4, 1979   |
| 3 Games | Dec. 17, 1983 through Dec. 21, 1983 |
| 3 Games | Jan. 4, 1996 through Jan. 11, 1996  |
| 3 Games | March 6, 1999 through March 9, 1999 |
| 3 Games | Nov. 13, 2002 through Nov. 16, 2002 |

### TIE STREAKS AT HOME

|         |                                     |
|---------|-------------------------------------|
| 4 Games | Oct. 19, 1969 through Oct. 30, 1969 |
| 3 Games | Jan. 11, 1979 through Jan. 18, 1979 |
| 3 Games | Dec. 8, 1991 through Dec. 14, 1991  |
| 3 Games | Nov. 13, 2002 through Nov. 21, 2002 |

### TIE STREAKS ON THE ROAD

|         |                                      |
|---------|--------------------------------------|
| 4 Games | March 1, 1969 through March 15, 1969 |
| 3 Games | Dec. 27, 1968 through Jan. 8, 1969   |
| 3 Games | Feb. 21, 1976 through Feb. 28, 1976  |
| 3 Games | Nov. 24, 1979 through Dec. 16, 1979  |
| 3 Games | Dec. 12, 2000 through Dec. 19, 2000  |

### UNDEFEATED STREAKS

|          |   |
|----------|---|
| 35 Games | Oct. 14, 1979 through Jan. 6, 1980 (25-0-10)  |
| 23 Games | Jan. 29, 1976 through March 18, 1976 (17-0-6) |
| 20 Games | Nov. 16, 1976 through Jan. 1, 1977 (15-0-5)   |
| 17 Games | Nov. 30, 1996 through Jan. 7, 1997 (14-0-3)   |
| 15 Games | Dec. 12, 1998 through Jan. 13, 1999 (10-0-5)  |

### UNDEFEATED STREAKS AT HOME

|          |  |
|----------|--|
| 26 Games | Oct. 11, 1979 through Feb. 3, 1980 (19-0-7)  |
| 21 Games | Oct. 17, 1976 through Jan. 16, 1977 (20-0-1) |
| 20 Games | Jan. 4, 1976 through April 3, 1976 (20-0-0)  |
| 16 Games | Oct. 19, 1980 through Dec. 18, 1980 (14-0-2) |
| 15 Games | Feb. 7, 1985 through April 4, 1985 (14-0-1)  |
| 15 Games | Oct. 28, 1999 through Jan. 8, 2000 (12-0-3)  |

### UNDEFEATED STREAKS ON THE ROAD

|          |  |
|----------|--|
| 16 Games | Oct. 20, 1979 through Jan. 6, 1980 (11-0-5)  |
| 12 Games | Nov. 30, 1996 through Jan. 29, 1997 (8-0-4)  |
| 11 Games | Jan. 29, 1976 through March 16, 1976 (5-0-6) |
| 10 Games | Nov. 26, 1976 through Jan. 1, 1977 (6-0-4)   |
| 10 Games | Feb. 26, 1977 through April 3, 1977 (6-0-4)  |
| 10 Games | Dec. 8, 1998 through Jan. 18, 1999 (7-0-3)   |

### WINLESS STREAKS

|          |  |
|----------|--|
| 12 Games | Feb. 24, 1999 through March 16, 1999 (0-8-4) |
| 11 Games | Nov. 21, 1968 through Dec. 14, 1968 (0-9-2)  |
| 11 Games | Dec. 10, 1970 through Jan. 3, 1971 (0-9-2)   |
| 10 Games | Dec. 31, 1989 through Jan. 23, 1990 (0-7-3)  |
| 10 Games | Dec. 2, 2006 through Feb. 27, 2006 (0-9-1)   |
| 10 Games | Feb. 6, 2008 through Feb. 23, 2008 (0-8-2)   |

### WINLESS STREAKS AT HOME

|          |   |
|----------|---|
| 13 Games | Nov. 29, 2006 through Feb. 8, 2007 (0-9-4)  |
| 8 Games  | Dec. 19, 1968 through Jan. 18, 1969 (0-4-4) |
| 8 Games  | Nov. 17, 1991 through Dec. 14, 1991 (0-4-4) |
| 7 Games  | Dec. 2, 1990 through Jan. 13, 1991 (0-4-3)  |
| 6 Games  | Nov. 21, 1968 through Dec. 12, 1968 (0-5-1) |
| 6 Games  | Nov. 7, 2002 through Dec. 2, 2002 (0-2-3-1) |
| 6 Games  | Nov. 2, 2006 through Nov. 22, 2006 (0-4-2)  |
| 6 Games  | Feb. 6, 2008 through Feb. 23, 2008 (0-5-1)  |
| 6 Games  | Mar. 12, 2011 through Apr. 3, 2011 (0-2-4)  |

### WINLESS STREAKS ON THE ROAD

|          |  |
|----------|--|
| 19 Games | Oct. 23, 1971 through Jan. 27, 1972 (0-15-4) |
| 15 Games | Jan. 15, 1969 through March 16, 1969 (0-7-8) |
| 11 Games | Oct. 20, 1972 through Dec. 13, 1972 (0-9-2)  |
| 10 Games | Jan. 19, 1982 through Feb. 24, 1982 (0-7-3)  |
| 10 Games | Dec. 27, 1991 through Feb. 4, 1992 (0-8-2)   |



# FLYERS ALL-TIME REGULAR SEASON RECORDS 1967-2016

## TEAM RECORDS: STREAKS

### LONGEST...

- WIN STREAK – 13 GAMES**  
- October 19, 1985 through November 17, 1985
- WIN STREAK AT HOME\*\* – 20 GAMES**  
- January 4, 1976 through April 3, 1976
- WIN STREAK ON ROAD – 8 GAMES**  
- December 22, 1982 through January 16, 1983
- WIN STREAK VS. A SINGLE TEAM – 15 GAMES**  
- vs. NY Islanders (March 1, 2008 to March 9, 2010)
- WIN STREAK AT HOME VS. A SINGLE TEAM – 23 GAMES**  
- vs. Pittsburgh, February 17, 1980 through February 19, 1987
- WIN STREAK ON ROAD VS. A SINGLE TEAM – 10 GAMES**  
- vs. Los Angeles, December 30, 1976 to January 5, 1982
- LOSING STREAK – 9 GAMES**  
- December 8, 2006 through December 27, 2006
- LOSING STREAK AT HOME – 8 GAMES**  
- December 9, 2006 through January 27, 2007
- LOSING STREAK ON ROAD – 8 GAMES**  
- October 25, 1972 to November 26, 1972  
- March 3, 1988 through March 29, 1988
- LOSING STREAK VS. A SINGLE TEAM – 15 GAMES**  
- vs. Boston, October 25, 1970 through December 17, 1972
- LOSING STREAK AT HOME VS. A SINGLE TEAM – 9 GAMES**  
- vs. Boston, November 21, 1970 through February 15, 1973
- LOSING STREAK ON ROAD VS. A SINGLE TEAM – 10 GAMES**  
- vs. New Jersey, February 16, 1991 through March 26, 1994
- TIE STREAK – 4 GAMES**  
- January 2, 1969 through January 8, 1969  
- December 8, 1991 through December 15, 1991
- TIE STREAK AT HOME – 5 GAMES**  
- March 29, 1969 through October 30, 1969
- TIE STREAK ON ROAD – 4 GAMES**  
- March 1, 1969 through March 15, 1969
- TIE STREAK VS. A SINGLE TEAM – 7 GAMES**  
- vs. NY Rangers, February 9, 1969 through March 19, 1970
- TIE STREAK AT HOME VS. A SINGLE TEAM – 4 GAMES**  
- vs. Dallas, January 21, 1997 through November 18, 1999
- TIE STREAK ON ROAD VS. A SINGLE TEAM – 5 GAMES**  
- vs. NY Rangers, February 9, 1969 through January 20, 1971
- CONSECUTIVE GAMES STREAK WITHOUT A TIE – 77 GAMES**  
- February 9, 1985 through January 28, 1986
- UNDEFEATED STREAK\* – 35 GAMES**  
- (25-0-10), October 14, 1979 through January 6, 1980
- UNDEFEATED STREAK AT HOME – 26 GAMES (Single Season)**  
- (19-0-7), October 11, 1979 through February 3, 1980
- UNDEFEATED STREAK ON ROAD – 16 GAMES**  
- (11-0-5), October 20, 1979 through January 6, 1980
- UNDEFEATED STREAK VS. A SINGLE TEAM – 32 GAMES**  
- vs. LA (27-0-5), October 22, 1974 through February 5, 1983
- UNDEFEATED STREAK AT HOME VS. A SINGLE TEAM – 42 GAMES**  
- vs. Pittsburgh (39-0-3), February 7, 1974 through December 8, 1988
- UNDEFEATED STREAK ON ROAD VS. A SINGLE TEAM – 21 GAMES**  
- vs. LA (17-0-4), November 14, 1973 through December 30, 1984
- WINLESS STREAK – 12 GAMES**  
- (0-8-4), February 24, 1999 through March 16, 1999

- WINLESS STREAK AT HOME – 13 GAMES**  
- (0-9-4), November 29, 2006 through February 8, 2007
- WINLESS STREAK ON ROAD – 19 GAMES**  
- (0-15-4), October 23, 1971 through January 27, 1972
- WINLESS STREAK VS. A SINGLE TEAM – 27 GAMES**  
- vs. Boston (0-23-4), November 27, 1969 through February 9, 1974
- WINLESS STREAK AT HOME VS. A SINGLE TEAM – 13 GAMES**  
- vs. Boston (0-11-2), December 13, 1969 through December 9, 1973
- WINLESS STREAK ON ROAD VS. A SINGLE TEAM – 22 GAMES**  
- vs. Boston (0-18-4), January 20, 1968 through March 27, 1976
- CONSECUTIVE SHUTOUT STREAK – 4 GAMES**  
- December 14 through 21, 1996  
- January 7 through 13, 1999
- CONSECUTIVE SHUTOUTS AGAINST STREAK – 2 GAMES**  
- 7 times
- CONSECUTIVE GAMES W/O BEING SHUTOUT STREAK – 120 GAMES**  
- December 28, 1984 through March 27, 1986
- CONSECUTIVE GAMES W/O SHUTTING OUT OPPONENT STREAK – 115 GAMES**  
- January 7, 1987 to March 25, 1988
- CONSECUTIVE GAMES DECIDED BY A SHOOTOUT – 3 GAMES**  
- January 2, 2009 to January 6, 2009

## TEAM RECORDS: SEASON

### MOST...

- ASSISTS – 632 (1985-86)**
- GOALS – 350 (1983-84)**
- SCORING POINTS – 970 (1985-86)**
- GAMES PAST REGULATION – 26 (2014-15)**
- GOALS AT HOME – 205 (1975-76)**
- GOALS ON ROAD – 167 (1983-84)**
- GOALS AGAINST – 319 (1992-93)**
- LOSSES – 48 (2006-07)**
- LOSSES AT HOME – 24 (2006-07)**
- LOSSES ON ROAD – 25 (1971-72)**
- PENALTY MINUTES – 2,621 (1980-81)**
- PLAYERS USED – 49 (2006-07)**
- POINTS IN STANDINGS – 118 (1975-76)**
- POINTS IN STANDINGS AT HOME – 74 (1975-76)**
- POINTS IN STANDINGS ON ROAD – 55 (2002-03)**
- POWER PLAY GOALS – 98 (1988-89)**
- SHORTHANDED GOALS – 22 (1986-87)**
- SHORTHANDED GOALS AGAINST – 16 (1990-91)**
- SHUTOUTS – 13 (1974-75)**
- SHUTOUTS AT HOME – 11 (1974-75)**
- SHUTOUTS ON ROAD – 5 (1982-83)**
- SHUTOUTS AGAINST – 10 (1968-69)**
- SHUTOUTS AGAINST AT HOME – 7 (1968-69)**
- SHUTOUTS AGAINST ON ROAD – 5 (2006-07)**
- TIES\* – 24 (1969-70)**
- TIES AT HOME\*\* – 13 (1969-70)**
- TIES ON ROAD\* – 15 (1976-77)**
- WINS – 53 (1984-85; 1985-86)**
- WINS AT HOME\*\* – 36 (1975-76)**
- WINS ON ROAD – 25 (2010-11)**

### FEWEST...

- ASSISTS – 290 (1967-68)**
- GOALS – 173 (1967-68)**
- GOALS AT HOME – 92 (1968-69)**
- GOALS ON ROAD – 77 (1967-68)**
- GOALS AGAINST – 164 (1973-74)**
- GOALS AGAINST AT HOME – 61 (1974-75)**
- GOALS AGAINST ON ROAD – 89 (1973-74)**



# FLYERS ALL-TIME REGULAR SEASON RECORDS 1967-2016

LOSSES – 12 (1979-80)  
 LOSSES AT HOME – 2 (1975-76)  
 LOSSES ON ROAD – 7 (1979-80)  
 PENALTY MINUTES – 964 (1968-69)  
 POINTS IN STANDINGS – 56 (2006-07)  
 POINTS IN STANDINGS AT HOME – 27 (2006-07)  
 POINTS IN STANDINGS ON ROAD – 21 (1971-72)  
 POWER PLAY GOALS – 33 (1967-68)  
 POWER PLAY GOALS AGAINST – 40 (2001-02)  
 SCORING POINTS – 463 (1967-68)  
 SHORTHANDED GOALS – 2 (1990-91)  
 SHUTOUTS – 0 (1981-82; 1988-89)  
 SHUTOUTS AT HOME – 0 (1979-80; 1981-82; 1988-89)  
 SHUTOUTS AGAINST – 1 (8 times)  
 TIES – 4 (1985-86)  
 TIES AT HOME – 1 (1976-77; 1985-86)  
 TIES ON ROAD – 3 (1984-85; 1985-86; 1987-88)  
 WINS – 17 (1969-70)  
 WINS AT HOME – 10 (2006-07)  
 WINS ON ROAD – 6 (1968-69; 1969-70)

\*Franchise season records in the "fewest" category do not include the 48-game seasons in 1994-95 and 2012-13.

## TEAM RECORDS: GAME

### ***MOST...***

#### ASSISTS – 22

- vs. Detroit, February 2, 1974  
 - vs. Pittsburgh, March 22, 1984

#### DECISIVE WIN – 11-0; 13-2

- vs. Pittsburgh, October 20, 1977  
 - vs. Vancouver, October 18, 1984

#### DECISIVE WIN AT HOME – 11-0; 13-2

- vs. Pittsburgh, October 20, 1977  
 - vs. Vancouver, October 18, 1984

#### DECISIVE WIN ON ROAD – 10-2; 8-0

- at Los Angeles, December 29, 1992  
 - at Vancouver, December 31, 1997

#### DECISIVE SHUTOUT WIN – 11-0

- vs. Pittsburgh, October 20, 1977

#### DECISIVE SHUTOUT WIN AT HOME – 11-0

- vs. Pittsburgh, October 20, 1977

#### DECISIVE SHUTOUT WIN ON ROAD – 8-0

- at Vancouver, December 31, 1997

#### DECISIVE LOSS – 12-0

- vs. Chicago, January 30, 1969

#### DECISIVE LOSS AT HOME – 12-0

- vs. Chicago, January 30, 1969

#### DECISIVE LOSS ON ROAD – 11-2

- at Montreal, October 27, 1981

#### DECISIVE SHUTOUT LOSS – 12-0

- vs. Chicago, January 30, 1969

#### DECISIVE SHUTOUT LOSS AT HOME – 12-0

- vs. Chicago, January 30, 1969

#### DECISIVE SHUTOUT LOSS ON ROAD – 8-0

- at St. Louis, November 1, 1969  
 - at Dallas, January 6, 1994

#### GOALS – 13

- vs. Pittsburgh, March 22, 1984  
 - vs. Vancouver, October 18, 1984

#### GOALS AT HOME – 13

- vs. Pittsburgh, March 22, 1984  
 - vs. Vancouver, October 18, 1984

#### GOALS ON ROAD – 11

- at Detroit, February 23, 1988

#### GOALS BOTH TEAMS – 17

- vs. Calgary, (FLYERS 9/Calgary 8), February 27, 1982  
 - vs. Pittsburgh, (FLYERS 13/Pittsburgh 4), March 22, 1984  
 - vs. Detroit (FLYERS 11/Detroit 6), February 23, 1988  
 - vs. Winnipeg (Winnipeg 9/FLYERS 8), October 27, 2011

#### GOALS AGAINST – 12

- vs. Chicago, January 30, 1969

#### GOALS AGAINST AT HOME – 12

- vs. Chicago, January 30, 1969

#### GOALS AGAINST ON ROAD – 11

- at Montreal, October 27, 1981  
 - at Pittsburgh, November 16, 1993

#### PENALTY MINUTES\* – 213

- vs. Ottawa, March 5, 2004

#### PENALTY MINUTES BY OPPONENT – 206

- vs. Ottawa, March 5, 2004

#### PENALTY MINUTES BY BOTH TEAMS\* – 419

- vs. Ottawa, March 5, 2004

#### POWER PLAY GOALS – 6

- vs. California, January 9, 1972 at Minnesota,  
 October 13, 1988

#### POWER PLAY GOALS AGAINST – 6

- vs. Colorado, February 19, 1980

#### SCORING POINTS – 35

- vs. Pittsburgh, March 22, 1984

#### SHORTHANDED GOALS – 3

- vs. Washington, December 15, 1984  
 - vs. Calgary, January 13, 1985  
 - at NY Islanders, April 2, 1996

#### SHOTS ON GOAL – 62

- vs. Washington, April 1, 1976

#### SHOTS ON GOAL AT HOME – 62

- vs. Washington, April 1, 1976

#### SHOTS ON GOAL ON ROAD – 55

- at Boston, March 1, 2007

#### SHOTS ON GOAL BOTH TEAMS – 95

- vs. NY Rangers (FLYERS 51/NY Rangers 44), February 13, 1976

#### SHOTS AGAINST – 56

- at Toronto, January 5, 2008

#### SHOTS AGAINST AT HOME – 52

- vs. Minnesota, February 3, 1990

#### SHOTS AGAINST ON ROAD – 56

- at Toronto, January 5, 2008

### ***FEWEST...***

#### PENALTY MINUTES\*\* – 0

- vs. St. Louis, March 18, 1979  
 - vs. Phoenix, November 26, 2000  
 - vs. NY Rangers, February 20, 2011

#### PENALTY MINUTES BY OPPONENT\*\* – 0

- 6 times

#### PENALTY MINUTES, BOTH TEAMS – 2

- vs. Los Angeles (FLYERS 2/Los Angeles 0), December 8, 1967

#### SHOTS ON GOAL – 13

- at Washington, December 11, 1990  
 - at Los Angeles, February 1, 2014

#### SHOTS ON GOAL AT HOME – 14

- vs. Boston, January 28, 1995



# FLYERS ALL-TIME REGULAR SEASON RECORDS 1967-2016

## SHOTS ON GOAL ON ROAD – 13

- at Washington, December 11, 1990
- at Los Angeles, February 1, 2014
- SHOTS ON GOAL, WIN – 13
- at Los Angeles, February 1, 2014

## SHOTS ON GOAL, LOSS – 13

- vs. Washington, December 11, 1990

## SHOTS ON GOAL BOTH TEAMS – 28

- at Montreal (FLYERS 15/Montreal 13), December 7, 2009

## SHOTS AGAINST – 7

- vs. Washington, February 12, 1978

## SHOTS AGAINST ON ROAD – 13

- at Toronto, March 23, 1996
- at Washington, January 25, 2004
- at Montreal, December 7, 2009

## FASTEST...

### OPENING GOAL – 8 SECONDS

- vs. Edmonton, Tim Kerr, 0:08 of 1st period, March 7, 1989

### OPENING GOAL AGAINST – 9 SECONDS

- vs. NYR, Ron Duguay, 0:09 of 1st period, April 6, 1980
- vs. Detroit, Dwight Foster, 0:09 of 1st period, December 16, 1982

### OPENING TWO GOALS – 31 SECONDS

- at NY Islanders, Justin Williams, 0:16 of 1st period;
- Michal Handzus, 0:31 of 1st period, October 26, 2002

### TWO GOALS – 7 SECONDS

- vs. St. Louis, Dave Brown, 5:26 of 3rd period;
- Brian Propp, 5:33 of 3rd period, December 2, 1986
- vs. Washington, Moe Mantha, 17:58 of 1st period;
- Ron Sutter, 18:05 of 1st period, Dec. 27, 1988
- vs. Boston, Matt Read, 11:24 of 2nd period; Oliver Lauridsen, 11:31 of 2nd period, Apr. 23, 2013

### THREE GOALS – 35 SECONDS

- vs. Boston, Behn Wilson, 8:13 of 2nd period;
- Blake Dunlop, 8:28 of 2nd period; Al Hill, 8:48 of 2nd period; March 1, 1979

### THREE GOALS, BOTH TEAMS – 26 SECONDS

- at Toronto, Sean Couturier, 11:18 of 1st period;
- Dave Clarkson, 11:33 of 1st period; Claude Giroux, 11:44 of 1st period; December 20, 2014

### FOUR GOALS – 1 MINUTE 22 SECONDS

- vs. Pittsburgh, Bobby Clarke 16:23 of 3rd period; Ilkka Sinisalo 16:39 of 3rd period; Reggie Leach 17:05 of 3rd period;
- Ken Linseman 17:45 of 3rd period; October 11, 1981

### TWO SHORTHANDED GOALS – 26 SECONDS

- at New Jersey, Murray Craven, 15:07 of 1st period;
- Mark Howe, 15:33 of 1st period; November 6, 1986

## TEAM RECORDS: PERIOD

### MOST...

#### GOALS – 8

- vs. NY Islanders, 2nd period, March 31, 1973

#### GOALS AGAINST – 6

- Chicago, 1st period, January 30, 1969
- Montreal, 1st period, October 27, 1981
- New Jersey, 3rd period, March 7, 1993
- at Buffalo, October 27, 1006

## GOALS BOTH TEAMS – 9

- vs. NY Islanders, 2nd period, March 21, 1973 (FLYERS 8, NY Islanders 1)
- vs. Atlanta, 2nd period, January 11, 1974 (FLYERS 5, Atlanta 4)
- vs. Washington, 2nd period, January 15, 1980 (FLYERS 6, Washington 3)
- vs. Hartford, 1st period, February 25, 1984 (Hartford 5, FLYERS 4)
- vs. Tampa Bay, 1st period, November 18, 2010 (FLYERS 5, Tampa Bay 4)

## PENALTY MINUTES\* – 209

- vs. Ottawa, 3rd period, March 5, 2004

## PENALTY MINUTES BY OPPONENT – 200

- vs. Ottawa, 3rd period, March 5, 2004

## PENALTY MINUTES, BOTH TEAMS\* – 409

- vs. Ottawa, 3rd period, March 5, 2004

## SHOTS ON GOAL, HOME – 25

- vs. Washington, 2nd period, April 1, 1976

## SHOTS ON GOAL, AWAY – 25

- at Toronto, 2nd period, February 13, 1988

## SHOTS ON GOAL, AGAINST, HOME – 25

- vs. Washington, 1st period, December 20, 2008

## SHOTS ON GOAL, AGAINST, AWAY – 32

- at Minnesota, 1st period, December 13, 1972

## SHORTHANDED GOALS – 3

- vs. Washington, December 15, 1983

## FEWEST...

### SHOTS ON GOAL – 1

- 8 times

### SHOTS ON GOAL AGAINST – 0

- at Tampa Bay, second period, November 22, 1999

## FASTEST...

### GOAL FROM START OF PERIOD – 8 SECONDS

- Bob Kelly, 0:08, of 2nd period vs. Minnesota, March 2, 1972
- Tim Kerr, 0:08, of 1st period vs. Edmonton, March 7, 1989

### GOAL ALLOWED FROM START OF PERIOD- 4 SECONDS

- James Van Riemsdyk, 0:04, of 2nd period vs. Toronto, March 28, 2014

## TEAM RECORDS: MISCELLANEOUS

### SCORELESS GAMES – 0-0

- vs. Los Angeles, Mar. 14, 1968
- vs. St. Louis, Oct. 26, 1969
- @ Pittsburgh, Oct. 17, 1970
- @ NY Rangers, Mar. 30, 1981
- @ Pittsburgh, Dec. 4, 1982
- vs. Montreal, Feb. 11, 1993
- vs. Tampa Bay, Feb. 24, 2001
- @ San Jose, Oct. 16, 2003

### GOAL WITH LEAST TIME REMAINING – 0.6 SECONDS

- Tony Amonte at Anaheim, Oct. 22, 2003
- Freddy Meyer vs. Carolina, Mar. 8, 2006

### LONGEST TIME WITHOUT ALLOWING A GOAL – 265:08 MINUTES

- December 12 to 22, 1996

### MOST SHOTS IN A FIVE-MINUTE OVERTIME PERIOD – 10

- vs. Anaheim, February 3, 2000

### MOST PLAYERS TO APPEAR IN ALL 82 GAMES – 7 (2013-14)

### MOST THIRD PERIOD COMEBACKS – 11 (2013-14)

### LONGEST HOME ICE SCORELESS STREAK – 175:22

- October 29 – November 9, 2013

### LARGEST MARGIN OF BEING OUTSHOT IN A WIN

- 29 (52-23) on 2/3/1990 vs. Minnesota North Stars





# FLYERS ALL-TIME REGULAR SEASON RECORDS 1967-2016

## INDIVIDUAL RECORDS: FLYERS CAREER

### ***MOST...***

SEASONS – 15 (Bobby Clarke)  
GAMES – 1,144 (Bobby Clarke)  
GOALS – 420 (Bill Barber)  
ASSISTS – 852 (Bobby Clarke)  
POINTS – 1210 (Bobby Clarke)  
HAT TRICKS – 17 (Tim Kerr)  
POWER PLAY GOALS – 145 (Tim Kerr)  
SHORTHANDED GOALS – 32 (Bobby Clarke)  
PENALTY MINUTES – 1,817 (Rick Tocchet)

## INDIVIDUAL RECORDS: STREAKS

### ***LONGEST...***

ASSIST STREAK – 12 GAMES  
- Bobby Clarke: March 11, 1976 to April 3, 1976;  
February 1, 1978 to March 16, 1978

GOAL STREAK – 9 GAMES  
- Rick Tocchet: March 1, 1989 to March 19, 1989

POINT STREAK – 18 GAMES  
- Bobby Clarke: February 26, 1975 to April 3, 1975  
- Eric Lindros: January 7 to February 18, 1999

POINT STREAK BY A ROOKIE AND/OR DEFENSEMAN – 15  
- Shayne Gostisbehere, January 19 to February 20, 2016

CONSECUTIVE GAME STREAK – 484 GAMES  
- Rod Brind'Amour: February 24, 1993 to April 18, 1999

LONGEST TIME WITHOUT ALLOWING A GOAL – 249:43  
- Ilya Bryzgalov, March 1 to 15, 2012

## INDIVIDUAL RECORDS: SEASON

### ***MOST...***

ASSISTS – 89  
- Bobby Clarke, 1974-75; 1975-76

GAME-WINNING GOALS – 12  
- Jeff Carter, 2008-09  
- Brian Propp, 1982-83

GOALS – 61  
- Reggie Leach, 1975-76

GOALS BY A DEFENSEMAN – 24  
- Mark Howe, 1985-86

GOALS BY A LINE – 141 in 1975-76  
- Bobby Clarke 30  
- Bill Barber 50  
- Reggie Leach 61

HAT TRICKS – 5  
- Tim Kerr, 1984-85

PENALTY MINUTES\* – 472  
- Dave Schultz, 1974-75

PENALTY MINUTES BY A DEFENSEMAN – 329  
- Glen Cochrane, 1981-82

PENALTY MINUTES BY A GOALTENDER\* – 113  
- Ron Hextall, 1988-89

POINTS – 123  
- Mark Recchi, 1992-93

POINTS BY A DEFENSEMAN – 82  
- Mark Howe, 1985-86

POINTS BY A GOALIE – 8  
- Ron Hextall, (8A), 1988-89

POINTS BY A LINE – 322 in 1975-76  
- Bobby Clarke, 119

- Bill Barber, 112  
- Reggie Leach, 91

POINTS BY A ROOKIE – 82  
- Mikael Renberg, 1993-94

POINTS BY A ROOKIE DEFENSEMAN – 49  
- Behn Wilson, 1978-79

ASSISTS BY A ROOKIE – 51  
- Pelle Eklund, 1985-86

ASSISTS BY A ROOKIE DEFENSEMAN – 44  
- Janne Niinimaa, 1996-97

GOALS BY A ROOKIE – 41  
- Eric Lindros, 1992-93

POWER PLAY GOALS\* – 34  
- Tim Kerr, 1985-86

SHORTHANDED GOALS – 7  
- Brian Propp, 1984-85; Mark Howe, 1985-86;  
Mike Richards, 2008-09

SHOTS ON GOAL – 380  
- Bill Barber, 1975-76

SHUTOUTS – 12  
- Bernie Parent, 1973-74; 1974-75

WINS BY A GOALTENDER – 47  
- Bernie Parent, 1973-74

## INDIVIDUAL RECORDS: GAME

### ***MOST...***

ASSISTS – 6  
- Eric Lindros at Ottawa, February 26, 1997

ASSISTS BY DEFENSEMAN – 5  
- Alexandre Picard, vs. New Jersey, Feb. 1, 2007

ASSISTS BY ROOKIE – 5  
- Alexandre Picard, vs. New Jersey, Feb. 1, 2007

ASSISTS AGAINST – 6  
- Ron Stackhouse, Pittsburgh, March 8, 1975

GOALS – 4  
- Rick MacLeish vs. NY Islanders, February 13, 1973  
- Rick MacLeish vs. Toronto, March 4, 1973  
- Tom Bladon vs. Cleveland, December 11, 1977  
- Tim Kerr vs. St. Louis, October 25, 1984  
- Tim Kerr vs. Detroit, January 17, 1985  
- Tim Kerr at Washington, February 9, 1985  
- Tim Kerr vs. Chicago, November 20, 1986  
- Brian Propp vs. St. Louis, December 2, 1986  
- Rick Tocchet at Los Angeles, February 27, 1988  
- Rick Tocchet vs. Winnipeg, January 25, 1990  
- Kevin Dineen at Chicago, October 31, 1993  
- John LeClair vs. Montreal, February 6, 1997  
- Eric Lindros at Toronto, March 19, 1997  
- John LeClair vs. Vancouver, November 29, 1998  
- Jiri Dopita vs. Atlanta, January 8, 2002  
- John LeClair at Montreal, October 15, 2002

GOALS AGAINST – 6  
- Red Berenson, St. Louis, November 7, 1968

POWER PLAY GOALS – 3  
- Tim Kerr vs. Los Angeles, November 3, 1985  
- Tim Kerr vs. Chicago, November 20, 1986  
- Brian Propp at Minnesota, October 13, 1988  
- Scott Hartnell at NY Islanders, January 19, 2008

SAVES – 54  
- Antero Niittymaki at Toronto, November 5, 2008

\*NHL Record \*\*Ties NHL Record



# FLYERS ALL-TIME REGULAR SEASON RECORDS 1967-2016

## SHOTS – 14

- Eric Lindros vs. NY Islanders, March 19, 1996

## PENALTIES – 8

- Don Nachbaur at Pittsburgh, March 19, 1988

## PENALTY MINUTES – 55

- Frank Bathe vs. Los Angeles, March 11, 1979

## PENALTY MINUTES BY OPPONENT – 69

- Randy Holt, Los Angeles, March 11, 1979

## POINTS – 8

- Tom Bladon vs. Cleveland, December 11, 1977

## POINTS BY A LINE – 16

- vs. Montreal, February 6, 1997; John LeClair, 4 Goals, 2 Assists; Eric Lindros, 1 Goal, 4 Assists; Mikael Renberg, 1 Goal, 4 Assists
- at Ottawa, February 26, 1997; John LeClair, 3 Goals, 1 Assist; Eric Lindros, 1 Goal, 6 Assists; Mikael Renberg, 2 Goals, 3 Assists

## POINTS AGAINST – 7

- Red Berenson, St. Louis, November 7, 1968

## **FASTEST...**

### TWO GOALS – 8 SECONDS

- Ron Flockhart vs. St. Louis; 5:10 of 3rd period; 5:18 of 3rd period; December 6, 1981

### THREE GOALS – 2 MINUTES 27 SECONDS

- Tim Kerr vs. St. Louis Blues; 12:22 of 3rd period; 12:45 of 3rd period; 14:49 of 3rd period; October 25, 1984

### FOUR GOALS – 19 MINUTES 47 SECONDS

- Rick MacLeish vs. NY Islanders; 6:30 of 2nd period; 6:57 of 2nd period; 13:25 of 2nd period; 6:17 of 3rd period; February 13, 1973

## **INDIVIDUAL RECORDS: PERIOD**

---

### ***MOST...***

#### GOALS – 3

- Bill Flett vs. Los Angeles, March 9, 1972
- Rick MacLeish vs. NY Islanders, February 13, 1973
- Bobby Clarke vs. Pittsburgh, December 13, 1980
- Tim Kerr vs. St. Louis, October 25, 1984
- Murray Craven vs. Detroit, November 13, 1986
- Eric Lindros vs. St. Louis, January 19, 1994
- Mikael Renberg at San Jose, February 15, 1994
- Eric Lindros at Toronto, March 19, 1997
- John LeClair vs. Vancouver, November 29, 1998
- Danny Briere at Carolina, November 21, 2007

## **INDIVIDUAL RECORDS: MISCELLANEOUS**

---

#### MOST CONSECUTIVE STARTS BY A GOALTENDER IN A SEASON – 37

- Bernie Parent, 1973-74

#### LONGEST WINLESS STREAK BY GOALTENDER – 15 Games

- Antero Niittymaki (0-13-2), Dec. 2, 2006 through Jan. 20, 2007

#### MOST CONSECUTIVE GAMES WITH A POINT – 18

- Eric Lindros, 1998-99
- Bobby Clarke, 1973-74



# ALL-TIME FLYERS PENALTY SHOTS

## [REGULAR SEASON]

| PLAYER           | DATE          | OPPONENT     | H/A  | GOALTENDER         | RESULT  |
|------------------|---------------|--------------|------|--------------------|---------|
| Bill Clement     | Mar. 7, 1974  | Detroit      | Home | Jim Rutherford     | No Goal |
| Orest Kindrachuk | Nov. 9, 1974  | Washington   | Home | Michel Belhumeur   | Goal    |
| Orest Kindrachuk | Oct. 15, 1977 | Pittsburgh   | Home | Dunc Wilson        | No Goal |
| Rick MacLeish    | Mar. 20, 1978 | NY Islanders | Home | Billy Smith        | Goal    |
| Ilkka Sinisalo   | Oct. 11, 1981 | Pittsburgh   | Home | Paul Harrison      | Goal    |
| Behn Wilson      | Dec. 17, 1981 | Buffalo      | Home | Don Edwards        | Goal    |
| Brian Propp      | Jan. 4, 1983  | Vancouver    | Home | Ken Ellacott       | Goal    |
| Ron Sutter       | Nov. 18, 1984 | NY Islanders | Home | Kelly Hrudey       | No Goal |
| Brian Propp      | Dec. 19, 1985 | New Jersey   | Home | Glenn Resch        | No Goal |
| Dave Poulin      | Mar. 6, 1986  | Toronto      | Home | Don Edwards        | No Goal |
| Rick Tocchet     | Jan. 6, 1987  | New Jersey   | Home | Craig Billington   | No Goal |
| Pelle Eklund     | Jan. 14, 1990 | NY Rangers   | Away | Mike Richter       | No Goal |
| Keith Acton      | Mar. 25, 1990 | NY Rangers   | Away | John Vanbiesbrouck | No Goal |
| Mike Ricci       | Nov. 17, 1990 | New Jersey   | Away | Chris Terrier      | No Goal |
| Murray Craven    | Dec. 23, 1990 | Montreal     | Home | Andre Racicot      | Goal    |
| Norman Lacombe   | Feb. 5, 1991  | Los Angeles  | Home | Kelly Hrudey       | Goal    |
| Murray Craven    | Oct. 13, 1991 | New Jersey   | Home | Chris Terrier      | No Goal |
| Eric Lindros     | Dec. 26, 1992 | Washington   | Away | Don Beaupre        | Goal    |
| Mark Recchi      | Feb. 6, 1995  | Ottawa       | Away | Don Beaupre        | No Goal |
| Trent Klatt      | Oct. 1, 1997  | Florida      | Home | John Vanbiesbrouck | No Goal |
| Valeri Zelepukin | Oct. 30, 1999 | New Jersey   | Home | Martin Brodeur     | No Goal |
| Michal Handzus   | Dec. 5, 2002  | NY Rangers   | Home | Dan Blackburn      | No Goal |
| Simon Gagne      | Feb. 21, 2004 | Atlanta      | Home | Pasi Nurminen      | Goal    |
| Alexei Zhamnov   | Feb. 24, 2004 | Chicago      | Home | Michael Leighton   | No Goal |
| Peter Forsberg   | Oct. 27, 2005 | Florida      | Home | Roberto Luongo     | No Goal |
| R.J. Umberger    | Nov. 18, 2005 | Atlanta      | Home | Michael Garnett    | No Goal |
| Michael Richards | Oct. 17, 2006 | Buffalo      | Away | Ryan Miller        | No Goal |
| R.J. Umberger    | Dec. 21, 2006 | Montreal     | Away | David Aebischer    | No Goal |
| Dmitry Afanasev  | Feb. 17, 2007 | NY Rangers   | Away | Stephen Valiquette | No Goal |
| Michael Richards | Nov. 21, 2007 | Carolina     | Away | Cam Ward           | No Goal |
| Danny Briere     | Dec. 16, 2007 | New Jersey   | Away | Martin Brodeur     | No Goal |
| Joffrey Lupul    | Dec. 29, 2007 | Tampa Bay    | Away | Karri Ramo         | Goal    |
| Simon Gagne      | Oct. 16, 2008 | Colorado     | Away | Andrew Raycroft    | Goal    |
| Michael Richards | Oct. 28, 2008 | Atlanta      | Away | Kari Lehtonen      | No Goal |
| Scott Hartnell   | Jan. 3, 2009  | LA Kings     | Away | Jonathan Quick     | No Goal |
| Simon Gagne      | Feb. 14, 2009 | NY Islanders | Home | Yann Danis         | Goal    |
| Michael Richards | Mar. 20, 2009 | Buffalo      | Home | Patrick Lalime     | No Goal |
| Darroll Powe     | Apr. 4, 2009  | Ottawa       | Away | Alex Auld          | Goal    |
| Darroll Powe     | Oct. 27, 2009 | Montreal     | Away | Jose Theodore      | No Goal |
| Michael Richards | Jan. 23, 2010 | Carolina     | Home | Cam Ward           | No Goal |
| Danny Briere     | Feb. 13, 2010 | Montreal     | Away | Carey Price        | Goal    |
| Scott Hartnell   | Dec. 10, 2010 | Boston       | Home | Tim Thomas         | No Goal |
| Darroll Powe     | Feb. 15, 2011 | Tampa Bay    | Away | Dwayne Roloson     | Goal    |
| Maxime Talbot    | Nov. 3, 2011  | New Jersey   | Home | Johan Hedberg      | Goal    |
| Matt Read        | Nov. 13, 2011 | Florida      | Away | Jose Theodore      | Goal    |
| Danny Briere     | Jan. 2, 2012  | NY Rangers   | Home | Henrik Lundqvist   | No Goal |
| Wayne Simmonds   | Oct. 2, 2013  | Toronto      | Home | Jonathan Bernier   | No Goal |
| Adam Hall        | Oct. 11, 2013 | Phoenix      | Home | Thomas Greiss      | No Goal |
| Wayne Simmonds   | Nov. 27, 2013 | Tampa Bay    | Away | Anders Lindback    | No Goal |
| Claude Giroux    | Oct. 8, 2015  | Tampa Bay    | Home | Ben Bishop         | No Goal |
| Scott Laughton   | Oct. 8, 2015  | Tampa Bay    | Home | Ben Bishop         | No Goal |

\*For Flyers Penalty Shots taken in the Playoffs, see Flyers Playoff Section

NOTES: The Flyers have connected on 19 of 51 penalty shot attempts (37.3%)... Michal Handzus' attempt on December 5, 2002, was the Flyers' first penalty shot attempt in regular season overtime... Eric Desjardins and Behn Wilson are the only Flyers defensemen ever to attempt a penalty shot... Ilkka Sinisalo became only the third player in NHL history to score his first goal on a penalty shot. The others were Ralph Bowman of the St. Louis Eagles, when in 1934-35 he recorded the first-ever successful penalty shot in the NHL, and Phil Hoene of the Los Angeles Kings in 1973-74... With his goal vs. Washington on April 15, 2008, Michael Richards' became only the second player in NHL history to record their first career NHL playoff goal on a penalty shot (Minnesota's Wayne Connolly in 1968).



# ALL-TIME PENALTY SHOTS VS FLYERS

## [REGULAR SEASON]

| PLAYER             | DATE          | OPPONENT     | H/A  | GOALTENDER        | RESULT  |
|--------------------|---------------|--------------|------|-------------------|---------|
| Richard Martin     | Jan. 31, 1974 | Buffalo      | Home | Bernie Parent     | Goal    |
| Curt Bennett       | Oct. 9, 1976  | Atlanta      | Away | Bernie Parent     | Goal    |
| Lanny McDonald     | Oct. 14, 1979 | Toronto      | Home | Pete Peeters      | Goal    |
| Lanny McDonald     | Nov. 18, 1982 | Calgary      | Home | Pelle Lindbergh   | No Goal |
| John Tucker        | Oct. 31, 1984 | Buffalo      | Away | Pelle Lindbergh   | Goal    |
| Scott Bjugstad     | Nov. 3, 1984  | Minnesota    | Home | Pelle Lindbergh   | No Goal |
| Mike Gartner       | Apr. 4, 1987  | Washington   | Away | Glenn Resch       | Goal    |
| Jan Erixon         | Oct. 24, 1987 | NY Rangers   | Home | Mark Laforest     | Goal    |
| Dave Tippett       | Oct. 31, 1987 | Hartford     | Away | Ron Hextall       | Goal    |
| Mark Johnson       | Mar. 12, 1988 | New Jersey   | Home | Ron Hextall       | Goal    |
| Joe Sakic          | Dec. 9, 1989  | Quebec       | Away | Ken Wregget       | Goal    |
| Gary Leeman        | Nov. 4, 1990  | Toronto      | Away | Pete Peeters      | No Goal |
| Doug Brown         | Nov. 23, 1991 | New Jersey   | Home | Ken Wregget       | Goal    |
| Benoit Hogue       | Jan. 24, 1995 | NY Islanders | Away | Ron Hextall       | Goal    |
| Stu Barnes         | Mar. 8, 1998  | Pittsburgh   | Home | Ron Hextall       | No Goal |
| Kevin Stevens      | Mar. 22, 1998 | NY Rangers   | Home | Sean Burke        | No Goal |
| Steve Sullivan     | Feb. 25, 2003 | Chicago      | Away | Roman Cechmanek   | No Goal |
| Nathan Horton      | Jan. 8, 2004  | Florida      | Home | Jeff Hackett      | Goal    |
| Richard Zednik     | Jan. 20, 2004 | Montreal     | Home | Robert Esche      | No Goal |
| Michael Nylander   | Oct. 5, 2005  | NY Rangers   | Home | Robert Esche      | No Goal |
| Robert Nilsson     | Mar. 4, 2006  | NY Islanders | Away | Antero Niittymaki | No Goal |
| Justin Williams    | Mar. 28, 2007 | Carolina     | Home | Martin Biron      | No Goal |
| Phil Kessel        | Oct. 27, 2007 | Boston       | Away | Martin Biron      | No Goal |
| Roman Hamrlik      | Nov. 1, 2007  | Montreal     | Away | Martin Biron      | No Goal |
| Radek Dvorak       | Dec. 30, 2007 | Florida      | Away | Antero Niittymaki | No Goal |
| Ryan Malone        | Dec. 2, 2008  | Tampa Bay    | Home | Martin Biron      | No Goal |
| Vincent Lecavalier | Jan. 15, 2009 | Tampa Bay    | Away | Martin Biron      | Goal    |
| Martin St. Louis   | Jan. 30, 2009 | Tampa Bay    | Away | Antero Niittymaki | No Goal |
| Alexander Ovechkin | Jan. 18, 2010 | Washington   | Away | Ray Emery         | Goal    |
| Frans Nielsen      | Oct. 30, 2010 | NY Islanders | Home | Sergei Bobrovsky  | Goal    |
| Marian Hossa       | Jan. 23, 2011 | Chicago      | Away | Sergei Bobrovsky  | Goal    |
| Patrick Dwyer      | Nov. 14, 2011 | Carolina     | Away | Sergei Bobrovsky  | Goal    |
| Michael Grabner    | Jan. 12, 2012 | NY Islanders | Away | Sergei Bobrovsky  | No Goal |
| Shawn Horcoff      | Feb. 23, 2012 | Edmonton     | Away | Ilya Bryzgalov    | No Goal |
| Alex Tanguay       | Feb. 25, 2012 | Calgary      | Away | Ilya Bryzgalov    | Goal    |
| Marcus Johansson   | Mar. 22, 2012 | Washington   | Home | Ilya Bryzgalov    | No Goal |
| Ilya Kovalchuk     | Jan. 22, 2013 | New Jersey   | Away | Ilya Bryzgalov    | Goal    |
| Jonathan Huberdeau | Feb. 21, 2013 | Florida      | Home | Ilya Bryzgalov    | Goal    |
| Kyle Turris        | Nov. 19, 2013 | Ottawa       | Home | Steve Mason       | No Goal |
| Chris Stewart      | Feb. 9, 2016  | Anaheim      | Home | Steve Mason       | Goal    |

- For Flyers Penalty Shots against in the Playoffs, see Flyers Playoff Section

NOTES: Flyers' opponents have connected on 21 for 40 penalty shot attempts (52.5%)... Lanny McDonald is the only player to attempt more than one penalty shot against the Flyers... the two penalty shot goals scored against the Flyers in 2010-11 were the only goals of the game scored by the opponent, marking the first two occasions in franchise history that a Flyers goaltender lost a shutout solely due to a penalty shot.



# ALL-TIME FLYERS HAT TRICKS

## [REGULAR SEASON] 1967-2016

| YEAR        | NO.          | PLAYER            | DATE                   | SCORE                                 | GOALTENDERS                           |
|-------------|--------------|-------------------|------------------------|---------------------------------------|---------------------------------------|
| 1967-68 (3) | 1            | L. Rochefort      | Nov. 4                 | FLYERS 4 at Montreal 1                | R. Vachon                             |
|             | 2            | L. Rochefort (a)  | Feb. 22                | Minnesota 3 at FLYERS 7               | C. Maniago                            |
|             | 3            | R. Paiement (b)   | Apr. 13                | St. Louis 1 at FLYERS 6               | G. Hall                               |
| 1968-69 (0) |              |                   |                        | (None)                                |                                       |
| 1969-70 (5) | 4            | A. Lacroix        | Oct. 22                | FLYERS 4 at Toronto 3                 | B. Gamble                             |
|             | 5            | J. Johnson        | Dec. 3                 | FLYERS 7 at Los Angeles 1             | G. Desjardins                         |
|             | 6            | A. Lacroix        | Dec. 11                | Toronto 3 at FLYERS 6                 | M. Edwards                            |
|             | 7            | G. Dornhoefer     | Jan. 8                 | Los Angeles 1 at FLYERS 4             | W. Rutledge                           |
|             | 8            | S. Nolet          | Mar. 7                 | Boston 5 at FLYERS 5                  | G. Cheevers                           |
| 1970-71 (3) | 9            | J. Johnson        | Nov. 19                | California 2 at FLYERS 6              | G. Smith                              |
|             | 10           | A. Lacroix        | Nov. 29                | Vancouver 2 at FLYERS 4               | D. Wilson                             |
|             | 11           | G. Dornhoefer (c) | Mar. 6                 | California 4 at FLYERS 4              | C. Worthy                             |
| 1971-72 (3) | 12           | S. Nolet          | Oct. 31                | Montreal 3 at FLYERS 5                | K. Dryden                             |
|             | 13           | B. Lesuk          | Jan. 9                 | California 3 at FLYERS 10             | G. Meloche (1),<br>G. Kurt (2)        |
| 1972-73 (7) | 14           | B. Flett          | Mar. 9                 | FLYERS 5 at Los Angeles 3             | G. Edwards                            |
|             | 15           | R. MacLeish       | Nov. 9                 | Chicago 3 at FLYERS 5                 | T. Esposito                           |
|             | 16           | G. Dornhoefer     | Dec. 10                | Toronto 2 at FLYERS 5                 | J. Plante                             |
|             | 17           | B. Flett (c)      | Jan. 21                | FLYERS 4 at Buffalo 3                 | D. Dryden                             |
|             | 18           | R. MacLeish (d)   | Feb. 13                | NY Islanders 2 at FLYERS 8            | B. Smith                              |
|             | 19           | B. Clarke         | Feb. 17                | FLYERS 7 at Montreal 6                | M. Plasse (2),<br>K. Dryden (1)       |
|             | 20           | R. MacLeish (d)   | Mar. 4                 | Toronto 0 at FLYERS 10                | R. Low (3), G. McRae (1)              |
| 1973-74 (8) | 21           | R. Lonsberry      | Mar. 22                | Vancouver 0 at FLYERS 9               | D. Wilson                             |
|             | 22           | D. Schultz        | Jan. 3                 | NY Rangers 3 at FLYERS 4              | P. McDuffe                            |
|             | 23           | D. Schultz        | Jan. 10                | Minnesota 4 at FLYERS 7               | F. Rivard                             |
|             | 24           | B. Clarke         | Feb. 2                 | Detroit 2 at FLYERS 12                | J. Rutherford (2),<br>B. McKenzie (1) |
| 25          | R. Lonsberry | Feb. 2            | Detroit 2 at FLYERS 12 | J. Rutherford (1),<br>B. McKenzie (2) |                                       |
| 26          | S. Nolet     | Mar. 7            | Detroit 2 at FLYERS 6  | J. Rutherford (1),<br>D. Grant (2)    |                                       |
| 27          | B. Clarke    | Mar. 28           | FLYERS 3 at Atlanta 3  | D. Bouchard                           |                                       |
| 1974-75 (7) | 28           | B. Barber         | Apr. 7                 | Minnesota 2 at FLYERS 6               | F. Rivard                             |
|             | 29           | R. MacLeish (b,c) | Apr. 11                | Atlanta 1 at FLYERS 5                 | P. Myre                               |
|             | 30           | R. Leach          | Nov. 27                | Detroit 2 at FLYERS 6                 | D. Grant                              |
|             | 31           | R. Leach          | Dec. 12                | Minnesota 0 at FLYERS 6               | P. LoPresti                           |
|             | 32           | R. MacLeish       | Mar. 5                 | FLYERS 9 at Minnesota 2               | P. LoPresti                           |
|             | 33           | R. MacLeish       | Mar. 18                | FLYERS 7 at Washington 2              | R. Low                                |
|             | 34           | R. Leach          | Mar. 26                | FLYERS 6 at California 2              | G. Simmons                            |
|             | 35           | R. MacLeish (b)   | Apr. 13                | Toronto 3 at FLYERS 6                 | G. McRae                              |
| 1975-76 (7) | 36           | R. MacLeish (b)   | May 13                 | NY Islanders 1 at FLYERS 4            | G. Resch                              |
|             | 37           | B. Barber         | Oct. 26                | FLYERS 7 at NY Rangers 2              | E. Giacomin                           |
|             | 38           | R. MacLeish       | Dec. 19                | FLYERS 7 at Washington 5              | B. Wolfe                              |
|             | 39           | R. Leach          | Jan. 22                | Atlanta 2 at FLYERS 7                 | P. Myre (2),<br>D. Bouchard (1)       |
|             | 40           | O. Kindrachuk     | Mar. 6                 | Detroit 1 at FLYERS 6                 | J. Rutherford                         |
| 1976-77 (3) | 41           | B. Barber         | Apr. 1                 | Washington 2 at FLYERS 11             | R. Low                                |
|             | 42           | D. Saleski (b)    | Apr. 20                | Toronto 1 at FLYERS 7                 | W. Thomas                             |
|             | 43           | R. Leach (b,e)    | May 6                  | Boston 3 at FLYERS 6                  | G. Gilbert                            |
|             | 44           | R. MacLeish       | Oct. 24                | Colorado 3 at FLYERS 5                | B. McKenzie                           |
|             | 45           | R. MacLeish       | Dec. 5                 | Cleveland 2 at FLYERS 6               | G. Simmons                            |
|             | 46           | D. Saleski        | Mar. 13                | Pittsburgh 0 at FLYERS 4              | D. Herron                             |
| 1977-78 (4) | 47           | D. Saleski        | Oct. 16                | St. Louis 0 at FLYERS 7               | E. Johnston (2),<br>E. Staniewski (1) |
|             | 48           | T. Bladon (d)     | Dec. 11                | Cleveland 1 at FLYERS 11              | G. Edwards (3),<br>G. Meloche (1)     |
| 1978-79 (1) | 49           | R. MacLeish       | Dec. 29                | Minnesota 2 at FLYERS 5               | P. LoPresti                           |
|             | 50           | R. Lonsberry      | Mar. 12                | Colorado 2 at FLYERS 6                | D. Favell                             |
|             | 51           | R. MacLeish       | Dec. 9                 | Boston 2 at FLYERS 9                  | G. Gilbert (2),<br>G. Cheevers (1)    |



# ALL-TIME FLYERS HAT TRICKS

## [REGULAR SEASON] 1967-2016

| YEAR         | NO. | PLAYER          | DATE    | SCORE                       | GOALTENDERS                       |
|--------------|-----|-----------------|---------|-----------------------------|-----------------------------------|
| 1979-80 (6)  | 52  | R. MacLeish     | Nov. 11 | Vancouver 4 at FLYERS 5     | C. Ridley                         |
|              | 53  | R. Leach        | Dec. 6  | Los Angeles 4 at FLYERS 9   | R. Grahame (2),<br>M. Lessard (1) |
|              | 54  | B. Barber       | Mar. 16 | Colorado 4 at FLYERS 4      | H. Astrom                         |
|              | 55  | R. Leach        | Apr. 3  | Washington 2 at FLYERS 4    | W. Stephenson (2),<br>ENG (1)     |
|              | 56  | B. Barber (b,d) | May 4   | FLYERS 5 at Minnesota 3     | G. Meloche                        |
|              | 57  | P. Holmgren (b) | May 15  | NY Islanders 3 at FLYERS 8  | B. Smith (2),<br>G. Resch (1)     |
| 1980-81 (7)  | 58  | R. MacLeish     | Nov. 6  | Los Angeles 2 at FLYERS 8   | R. Grahame                        |
|              | 59  | B. Clarke       | Dec. 13 | FLYERS 6 at Pittsburgh 5    | G. Millen                         |
|              | 60  | R. Leach        | Feb. 8  | Hartford 6 at FLYERS 6      | J. Garrett                        |
|              | 61  | B. Barber       | Feb. 27 | FLYERS 5 at Winnipeg 3      | M. Mattsson                       |
|              | 62  | T. Kerr         | Mar. 19 | Boston 3 at FLYERS 5        | M. Baron                          |
|              | 63  | B. Barber (b)   | Apr. 9  | Quebec 5 at FLYERS 8        | D. Bouchard                       |
|              | 64  | B. Propp (b,c)  | Apr. 22 | Calgary 4 at FLYERS 9       | P. Riggan                         |
| 1981-82 (4)  | 65  | M. Bridgman     | Oct. 29 | Pittsburgh 4 at FLYERS 6    | M. Dion                           |
|              | 66  | B. Propp        | Dec. 28 | FLYERS 7 at Calgary 4       | P. Riggan (2),<br>R. Lemelin (1)  |
|              | 67  | R. Allison      | Mar. 2  | Winnipeg 7 at FLYERS 6      | D. Soetaert                       |
|              | 68  | T. Kerr         | Apr. 4  | Toronto 1 at FLYERS 7       | M. Larocque                       |
| 1982-83 (3)  | 69  | D. Sittler      | Nov. 28 | FLYERS 5 at Vancouver 5     | K. Ellacott                       |
|              | 70  | B. Clarke       | Dec. 27 | FLYERS 8 at Detroit 4       | G. Stefan                         |
|              | 71  | D. Sittler      | Jan. 8  | FLYERS 7 at Hartford 4      | G. Millen                         |
| 1983-84 (4)  | 72  | B. Barber       | Jan. 5  | Winnipeg 6 at FLYERS 7 (OT) | D. Soetaert                       |
|              | 73  | D. Poulin       | Jan. 21 | NY Islanders 1 at FLYERS 7  | B. Smith                          |
|              | 74  | D. Poulin       | Mar. 22 | Pittsburgh 4 at FLYERS 13   | D. Herron                         |
|              | 75  | I. Sinisalo     | Mar. 22 | Pittsburgh 4 at FLYERS 13   | D. Herron                         |
| 1984-85 (14) | 76  | B. Propp        | Oct. 18 | Vancouver 2 at FLYERS 13    | R. Brodeur (2),<br>J. Garrett (1) |
|              | 77  | I. Sinisalo     | Oct. 18 | Vancouver 2 at FLYERS 13    | R. Brodeur (1),<br>J. Garrett (2) |
|              | 78  | T. Kerr (c,d)   | Oct. 25 | St. Louis 2 at FLYERS 7     | M. Liut                           |
|              | 79  | T. Kerr         | Dec. 23 | Washington 4 at FLYERS 7    | P. Riggan                         |
|              | 80  | L. Carson       | Dec. 28 | FLYERS 7 at Vancouver 4     | R. Brodeur                        |
|              | 81  | B. Propp        | Jan. 13 | Calgary 1 at FLYERS 7       | D. Edwards                        |
|              | 82  | T. Kerr (c,d)   | Jan. 17 | Detroit 5 at FLYERS 7       | E. Mio                            |
|              | 83  | I. Sinisalo     | Feb. 5  | FLYERS 5 at NY Islanders 7  | K. Hrudey                         |
|              | 84  | T. Kerr (c,d)   | Feb. 9  | FLYERS 5 at Washington 4    | P. Riggan                         |
|              | 85  | B. Propp        | Mar. 5  | FLYERS 5 at NY Islanders 4  | K. Hrudey                         |
|              | 86  | T. Kerr         | Mar. 7  | Washington 6 at FLYERS 9    | P. Riggan (2),<br>A. Jensen (1)   |
|              | 87  | D. Poulin       | Mar. 7  | Washington 6 at FLYERS 9    | P. Riggan                         |
|              | 88  | T. Kerr (b,c,d) | Apr. 13 | FLYERS 6 at NY Rangers 5    | G. Hanlon                         |
|              | 89  | B. Propp (b,c)  | Apr. 21 | NY Islanders 2 at FLYERS 5  | B. Smith                          |
| 1985-86 (6)  | 90  | T. Kerr         | Nov. 3  | Los Angeles 4 at FLYERS 7   | B. Janecyk                        |
|              | 91  | T. Kerr (c)     | Nov. 9  | Boston 3 at FLYERS 5        | P. Peeters                        |
|              | 92  | D. Poulin       | Nov. 2  | Pittsburgh 4 at FLYERS 7    | D. Herron                         |
|              | 93  | T. Kerr         | Dec. 27 | FLYERS 6 at Vancouver 1     | W. Young                          |
|              | 94  | B. Propp        | Apr. 6  | Washington 3 at FLYERS 5    | P. Peeters                        |
|              | 95  | P. Zezel(b)     | Apr. 14 | FLYERS 7 at NY Rangers 1    | J. Vanbiesbrouck                  |
| 1986-87 (10) | 96  | M. Craven       | Nov. 13 | Detroit 5 at FLYERS 7       | G. Stefan                         |
|              | 97  | T. Kerr (d)     | Nov. 20 | Chicago 1 at FLYERS 5       | M. Bannerman                      |
|              | 98  | B. Propp (d)    | Dec. 2  | St. Louis 1 at FLYERS 7     | G. Millen                         |
|              | 99  | T. Kerr         | Dec. 18 | NY Islanders 4 at FLYERS 9  | B. Smith (2),<br>K. Hrudey (1)    |
|              | 100 | D. Poulin       | Dec. 18 | NY Islanders 4 at FLYERS 9  | B. Smith (2),<br>K. Hrudey (1)    |
|              | 101 | T. Kerr         | Dec. 21 | St. Louis 6 at FLYERS 7     | R. Wamsley                        |
|              | 102 | P. Zezel        | Jan. 28 | FLYERS 7 at Buffalo 4       | J. Cloutier                       |
|              | 103 | B. Propp        | Apr. 5  | NY Islanders 9 at FLYERS 5  | B. Smith                          |
|              | 104 | T. Kerr (b)     | Apr. 20 | NY Islanders 2 at FLYERS 4  | K. Hrudey                         |
|              | 105 | P. Eklund (b)   | May 10  | FLYERS 6 at Montreal 3      | B. Hayward (1),<br>P. Roy (2)     |



# ALL-TIME FLYERS HAT TRICKS

## [REGULAR SEASON] 1967-2016

| YEAR        | NO.         | PLAYER         | DATE          | SCORE                           | GOALTENDERS                               |                               |
|-------------|-------------|----------------|---------------|---------------------------------|---|-------------------------------|
| 1987-88 (5) | 106         | M. Craven      | Feb. 13       | FLYERS 4 at Toronto 7           | K. Wregget                                |                               |
|             | 107         | R. Tocchet     | Feb. 21       | Detroit 3 at FLYERS 5           | G. Hanlon (2), ENG (1)                    |                               |
|             | 108         | R. Tocchet (d) | Feb. 27       | FLYERS 8 at Los Angeles 6       | G. Healy (3), ENG (1)                     |                               |
|             | 109         | R. Tocchet     | Mar. 1        | FLYERS 7 at Vancouver 3         | K. McLean (1),<br>F. Caprice (2)          |                               |
| 1988-89 (8) | 110         | T. Kerr (c)    | Mar. 26       | Winnipeg 0 at FLYERS 6          | D. Berthiaume                             |                               |
|             | 111         | B. Propp       | Oct. 13       | FLYERS 7 at Minnesota 6         | J. Myllys                                 |                               |
|             | 112         | T. Kerr        | Nov. 12       | Detroit 5 at FLYERS 4           | G. Hanlon                                 |                               |
|             | 113         | R. Tocchet     | Nov. 20       | New Jersey 1 at FLYERS 7        | S. Burke                                  |                               |
|             | 114         | D. Smith       | Dec. 10       | Chicago 4 at FLYERS 6           | J. Waite (2),<br>D. Pang (1)              |                               |
|             | 115         | R. Tocchet     | Dec. 17       | FLYERS 7 at Toronto 1           | J. Reese (2),<br>A. Bester (1)            |                               |
|             | 116         | T. Kerr        | Jan. 21       | FLYERS 7 at Winnipeg 3          | E. Reddick                                |                               |
|             | 117         | T. Kerr        | Feb. 22       | FLYERS 6 at NY Rangers 4        | B. Froese                                 |                               |
|             | 118         | T. Kerr (b,c)  | Apr. 19       | FLYERS 4 at Pittsburgh 2        | T. Barrasso                               |                               |
|             | 119         | R. Tocchet     | Oct. 8        | FLYERS 3 at Winnipeg 5          | T. Draper                                 |                               |
| 1989-90 (3) | 120         | T. Horacek     | Dec. 3        | FLYERS 6 at Los Angeles 3       | K. Hrudey (2),<br>M. Gosselin (1)         |                               |
|             | 121         | R. Tocchet (d) | Jan. 25       | Winnipeg 6 at FLYERS 8          | B. Essensa (3),<br>ENG (1)                |                               |
| 1990-91 (2) | 122         | R. Tocchet     | Jan. 24       | Washington 1 at FLYERS 6        | M. Liut                                   |                               |
|             | 123         | P. Eklund      | Mar. 23       | NY Rangers 4 at FLYERS 7        | M. Richter                                |                               |
| 1991-92 (1) | 124         | S. Duchesne    | Dec. 19       | NY Islanders 2 at FLYERS 6      | G. Healy (2),<br>ENG (1)                  |                               |
| 1992-93 (8) | 125         | G. Paslawski   | Oct. 24       | Montreal 7 at FLYERS 6          | A. Racicot                                |                               |
|             | 126         | E. Lindros     | Nov. 15       | Ottawa 2 at FLYERS 7            | P. Sidorkiewicz                           |                               |
|             | 127         | E. Lindros     | Dec. 26       | FLYERS 5 at Washington 5        | J. Hrivnak (2),<br>D. Beaupre (1)         |                               |
|             | 128         | R. Brind'Amour | Dec. 29       | FLYERS 10 at Los Angeles 2      | K. Hrudey (1),<br>R. Stauber (2)          |                               |
|             | 129         | K. Dineen      | Jan. 7        | Washington 2 at FLYERS 8        | J. Hrivnak (2),<br>O. Kolzig (1)          |                               |
|             | 130         | K. Dineen      | Feb. 9        | Ottawa 1 at FLYERS 8            | P. Sidorkiewicz (1),<br>D. Berthiaume (2) |                               |
|             | 131         | E. Lindros     | Mar. 24       | FLYERS 5 at NY Rangers 4        | J. Vanbiesbrouck                          |                               |
|             | 132         | K. Dineen      | Apr. 15       | FLYERS 7 at Buffalo 4           | G. Fuhr (1),<br>D. Hasek (2)              |                               |
|             | 1993-94 (5) | 133            | K. Dineen (d) | Oct. 31                         | FLYERS 9 at Chicago 6                     | E. Belfour                    |
|             |             | 134            | K. Dineen     | Nov. 24                         | Montreal 2 at FLYERS 9                    | A. Racicot (2),<br>P. Roy (1) |
| 135         |             | V. Butsayev    | Dec. 2        | FLYERS 6 at Vancouver 3         | K. Whitmore                               |                               |
| 136         |             | E. Lindros     | Jan. 19       | St. Louis 3 at FLYERS 8         | J. Hrivnak                                |                               |
| 137         |             | M. Renberg (c) | Feb. 15       | FLYERS 6 at San Jose 4          | A. Irbé                                   |                               |
| 1994-95 (7) | 138         | J. Beranek     | Feb. 2        | NY Islanders 5 at FLYERS 4 (OT) | J. McLennan                               |                               |
|             | 139         | J. LeClair     | Feb. 14       | FLYERS 5 at Tampa Bay 2         | D. Puppa                                  |                               |
|             | 140         | E. Lindros     | Feb. 23       | FLYERS 6 at Quebec 6            | S. Fiset                                  |                               |
|             | 141         | J. LeClair     | Feb. 25       | FLYERS 7 at Montreal 0          | P. Roy                                    |                               |
|             | 142         | E. Lindros     | Mar. 18       | FLYERS 4 at Florida 3 (OT)      | J. Vanbiesbrouck                          |                               |
|             | 143         | E. Lindros     | Mar. 20       | Montreal 4 at FLYERS 8          | P. Roy                                    |                               |
|             | 144         | J. LeClair (b) | May 21        | NY Rangers 4 at FLYERS 5 (OT)   | M. Richter                                |                               |
|             | 145         | E. Lindros     | Feb. 3        | FLYERS 7 at St. Louis 3         | G. Fuhr (2),<br>B. Racine (1)             |                               |
| 1995-96 (3) | 146         | J. LeClair     | Mar. 17       | San Jose 2 at FLYERS 8          | G. Sarjeant                               |                               |
|             | 147         | J. LeClair (c) | Mar. 31       | Pittsburgh 1 at FLYERS 4        | T. Barrasso                               |                               |
|             | 148         | D. Hawerchuk   | Nov. 21       | Pittsburgh 3 at FLYERS 7        | K. Wregget                                |                               |
|             | 149         | J. LeClair (d) | Feb. 6        | Montreal 5 at FLYERS 9          | T. Vokoun (2),<br>J. Theodore (2)         |                               |
|             | 150         | J. LeClair     | Feb. 26       | FLYERS 8 at Ottawa 5            | R. Tugnutt (2),<br>M. Bales (1)           |                               |
| 1996-97 (6) | 151         | T. Klatt       | Mar. 1        | FLYERS 5 at Boston 5            | B. Ranford                                |                               |
|             | 152         | E. Lindros (d) | Mar. 19       | FLYERS 6 at Toronto 3           | F. Potvin                                 |                               |
|             | 153         | E. Lindros (b) | May 20        | FLYERS 6 at NY Rangers 3        | M. Richter (2), ENG (1)                   |                               |



# ALL-TIME FLYERS HAT TRICKS

## [REGULAR SEASON] 1967-2016

| YEAR        | NO. | PLAYER          | DATE    | SCORE                      | GOALTENDERS                         |
|-------------|-----|-----------------|---------|----------------------------|-------------------------------------|
| 1997-98 (3) | 154 | J. LeClair      | Oct. 11 | FLYERS 6 at Montreal 2     | A. Moog                             |
|             | 155 | E. Lindros      | Dec. 11 | NY Islanders 3 at FLYERS 4 | T. Salo                             |
|             | 156 | A. Daigle       | Mar. 14 | Detroit 1 at FLYERS 6      | C. Osgood                           |
| 1998-99 (2) | 157 | J. LeClair (c)  | Oct. 16 | FLYERS 5 at Tampa Bay 2    | D. Puppa                            |
|             | 158 | J. LeClair (d)  | Nov. 29 | Vancouver 2 at FLYERS 6    | G. Snow                             |
| 1999-00 (2) | 159 | E. Lindros      | Dec. 9  | Toronto 2 at FLYERS 4      | G. Healy                            |
|             | 160 | A. Delmore (b)  | May 7   | Pittsburgh 3 at FLYERS 6   | R. Tugnutt (2),<br>P. Skudra (1)    |
| 2000-01 (2) | 161 | J. LeClair      | Dec. 6  | Tampa Bay 3 at FLYERS 6    | D. Cloutier                         |
|             | 162 | K. Primeau      | Mar. 8  | Calgary 2 at FLYERS 5      | F. Brathwaite (2),<br>ENG (1)       |
| 2001-02 (3) | 163 | M. Recchi       | Oct. 20 | Washington 3 at FLYERS 6   | O. Kolzig (2),<br>C. Billington (1) |
|             | 164 | J. Dopita (d)   | Jan. 8  | Atlanta 4 at FLYERS 7      | M. Hnilicka (2),<br>D. Rhodes (2)   |
| 2002-03 (2) | 165 | S. Gagne        | Mar. 2  | FLYERS 5 at NY Rangers 6   | M. Richter                          |
|             | 166 | M. Recchi       | Oct. 12 | FLYERS 5 at Calgary 4      | R. Turek                            |
|             | 167 | J. LeClair (d)  | Oct. 15 | FLYERS 6 at Montreal 2     | J. Theodore                         |
| 2003-04 (1) | 168 | K. Primeau (b)  | May 2   | Toronto 2 at FLYERS 7      | E. Belfour (2),<br>T. Kidd (1)      |
|             | 169 | S. Gagne        | Nov. 5  | Atlanta 3 at FLYERS 4      | M. Dunham                           |
| 2005-06 (2) | 170 | M. Richards     | Feb. 8  | NY Islanders 2 at FLYERS 5 | G. Snow (2),<br>ENG (1)             |
|             | 171 | D. Briere       | Nov. 21 | FLYERS 6 at Carolina 3     | None                                |
| 2007-08 (7) | 172 | J. Lupul        | Dec. 11 | Pittsburgh 2 at FLYERS 8   | C. Ward                             |
|             | 173 | R.J. Umberger   | Dec. 11 | Pittsburgh 2 at FLYERS 8   | D. Sabourin (2),<br>T. Conklin      |
| 2008-09 (3) | 174 | J. Lupul        | Dec. 15 | Carolina 6 at FLYERS 5     | D. Sabourin (2),<br>T. Conklin      |
|             | 175 | S. Hartnell (c) | Jan. 10 | FLYERS 6 at NY Rangers 2   | J. Grahame                          |
|             | 176 | S. Hartnell     | Jan. 19 | FLYERS 5 at NY Islanders 3 | H. Lundqvist                        |
|             | 177 | M. Knuble (c)   | Feb. 2  | Anaheim 0 at FLYERS 3      | R. DiPietro                         |
|             | 178 | S. Hartnell     | Dec. 11 | Carolina 5 at FLYERS 6     | J. Hiller                           |
|             | 179 | S. Hartnell     | Dec. 20 | Washington 1 at FLYERS 7   | M. Leighton                         |
| 2009-10 (3) | 180 | J. Carter       | Apr. 3  | Toronto 5 at FLYERS 8      | J. Theodore                         |
|             | 181 | M. Richards     | Oct. 6  | FLYERS 6 at Washington 5   | M. Gerber                           |
|             | 182 | S. Gagne (c)    | Dec. 30 | NY Rangers 0 at FLYERS 6   | S. Varlamov                         |
| 2010-11(3)  | 183 | D Briere        | Feb. 13 | Montreal 2 at FLYERS 6     | C. Johnson                          |
|             | 184 | J. Carter (c)   | Nov. 11 | FLYERS 8 at Carolina 1     | J. Halak (2),<br>Carey Price (1)    |
| 2011-12 (2) | 185 | V. Leino        | Mar. 12 | Atlanta 4 at FLYERS 5      | C. Ward/J. Peters                   |
|             | 186 | J. van Riemsdyk | Mar. 26 | FLYERS 4 at NY Islanders 1 | C. Mason                            |
|             | 187 | D. Briere (c)   | Jan. 7  | Ottawa 2 at FLYERS 3       | R. DiPietro                         |
| 2012-13 (4) | 188 | S. Hartnell (c) | Jan. 22 | Bruins 6 at FLYERS 5       | C. Anderson                         |
|             | 190 | M. Read         | Jan. 26 | FLYERS 7 at Florida 1      | T. Thomas                           |
| 2013-14 (1) | 191 | J. Voracek      | Feb. 20 | FLYERS 6 at Pittsburgh 5   | J. Theodore (1)                     |
|             | 192 | S. Hartnell     | Apr. 15 | FLYERS 7 at Montreal 3     | S. Clemmensen (2)                   |
|             | 193 | W. Simmonds     | Apr. 20 | FLYERS 5 at Carolina 3     | T. Vokoun                           |
| 2014-15 (0) | 194 | V. Lecavalier   | Oct. 26 | FLYERS 5 at NY Islanders 2 | C. Price (2)/P. Budaj (1)           |
| 2015-16 (1) | 195 | B. Schenn       | Mar. 1  | Calgary 3 at FLYERS 5      | J. Peters                           |
|             |     |                 |         |                            | K. Poulin                           |
|             |     |                 |         |                            | None                                |
|             |     |                 |         |                            | J. Hiller                           |

NOTE: The Flyers' all-time "hat trick game" record is 169-11-9; 107-7-4 at home, 62-4-5 on the road. The Flyers have had two players with a hat trick on six occasions, all at home, and are 6-0 in those games. (a)Game played in Quebec, (b) Playoffs, (c) Natural hat trick, (d) Four goals, (e) Five goals.





# ALL-TIME HAT TRICKS VS FLYERS

## [REGULAR SEASON]

| YEAR        | NO.         | PLAYER            | DATE           | SCORE                      | GOALTENDERS                |         |
|-------------|-------------|-------------------|----------------|----------------------------|----------------------------|---------|
| 1967-68 (2) | 1           | W. Connelly       | Jan. 10        | FLYERS 4 at Minnesota 6    | Favell                     |         |
|             | 2           | F. Smith (a)      | Mar. 17        | Toronto 4 at FLYERS 7      | Parent                     |         |
| 1968-69 (4) | 3           | R. Berenson (e)   | Nov. 7         | St. Louis 8 at FLYERS 0    | Favell                     |         |
|             | 4           | E. Joyal          | Dec. 4         | FLYERS 1 at Los Angeles 3  | Parent                     |         |
|             | 5           | Y. Cournoyer      | Jan. 25        | FLYERS 3 at Montreal 6     | Parent                     |         |
|             | 6           | J. Pappin         | Jan. 30        | Chicago 12 at FLYERS 0     | Favell (1), Parent (2)     |         |
|             | 7           | R. Berenson       | Nov. 1         | FLYERS 0 at St. Louis 8    | Parent (2), Favell (1)     |         |
| 1969-70 (4) | 8           | C. Koroll         | Dec. 14        | FLYERS 1 at Chicago 4      | Favell                     |         |
|             | 9           | A. Delvecchio     | Jan. 3         | Detroit 6 at FLYERS 1      | Parent (1), Favell (2)     |         |
|             | 10          | R. Backstrom      | Mar. 5         | Montreal 5 at FLYERS 2     | Parent                     |         |
|             | 11          | P. Henderson      | Dec. 26        | FLYERS 1 at Toronto 9      | Parent (2), Favell (1)     |         |
| 1970-71 (4) | 12          | M. Tardif         | Dec. 27        | Montreal 5 at FLYERS 2     | Favell                     |         |
|             | 13          | J. Bucyk          | Jan. 3         | Boston 4 at FLYERS 1       | Favell                     |         |
|             | 14          | J. Pappin (b)     | Apr. 11        | Chicago 6 at FLYERS 2      | Gamble                     |         |
|             | 15          | N. Ferguson       | Oct. 13        | FLYERS 5 at California 4   | Gamble                     |         |
|             | 16          | G. Unger          | Oct. 30        | FLYERS 4 at St. Louis 4    | Gamble                     |         |
|             | 17          | P. Esposito       | Jan. 27        | FLYERS 2 at Boston 4       | Gamble (2), ENG (1)        |         |
|             | 18          | P. Esposito       | Feb. 17        | Boston 4 at FLYERS 1       | Favell (2), ENG (1)        |         |
| 1972-73 (1) | 19          | Y. Cournoyer      | Mar. 5         | Montreal 4 at FLYERS 0     | Taylor                     |         |
| 1973-74 (1) | 20          | S. Vickers        | Nov. 15        | FLYERS 3 at NY Rangers 7   | Belhumeur                  |         |
| 1974-75 (0) | 21          | J. Lemaire        | Oct. 25        | Montreal 4 at FLYERS 0     | Parent                     |         |
| 1975-76 (3) | 22          | B. Nystrom        | Dec. 30        | (None)                     |                            |         |
|             | 23          | B. Clement        | Jan. 27        | FLYERS 2 at NY Islanders 6 | Stephenson                 |         |
|             | 24          | D. Sittler (b,d)  | Apr. 22        | FLYERS 4 at Atlanta 8      | Taylor                     |         |
| 1976-77 (4) | 25          | L. McDonald       | Oct. 16        | FLYERS 5 at Toronto 8      | Parent                     |         |
|             | 26          | B. Nystrom        | Jan. 10        | FLYERS 5 at Toronto 5      | Parent                     |         |
|             | 27          | E. Vail           | Jan. 10        | FLYERS 3 at NY Islanders 8 | Parent                     |         |
|             | 28          | L. McDonald (b,c) | Jan. 22        | FLYERS 4 at Atlanta 4      | Parent                     |         |
|             | 29          | D. Sittler        | Apr. 17        | FLYERS 6 at Toronto 5      | Stephenson                 |         |
|             | 30          | D. Sittler        | Oct. 22        | FLYERS 1 at Toronto 6      | Stephenson (2), Parent (1) |         |
| 1977-78 (2) | 31          | B. Schmutz        | Dec. 23        | FLYERS 1 at Boston 6       | Stephenson                 |         |
|             | 32          | J. Pronovost      | Dec. 16        | FLYERS 2 at Atlanta 7      | Parent                     |         |
| 1978-79 (6) | 33          | U. Nilsson        | Jan. 21        | FLYERS 5 at NY Rangers 5   | Parent                     |         |
|             | 34          | I. Boldirev       | Mar. 15        | Atlanta 4 at FLYERS 5      | Stephenson                 |         |
|             | 35          | S. Payne          | Mar. 21        | FLYERS 3 at Minnesota 7    | Stephenson                 |         |
|             | 36          | M. Fidler         | Mar. 21        | FLYERS 3 at Minnesota 7    | Stephenson                 |         |
|             | 37          | M. Bossy (c)      | Apr. 7         | FLYERS 2 at NY Islanders 9 | Stephenson (3), Moore (1)  |         |
|             | 38          | R. Duguay (b)     | Apr. 20        | FLYERS 2 at NY Rangers 4   | Peeters                    |         |
|             | 1979-80 (1) | 39                | P. Gardner (c) | Dec. 13                    | FLYERS 6 at Pittsburgh 5   | Myre    |
|             |             | 40                | S. Christoff   | Jan. 22                    | Minnesota 4 at FLYERS 5    | Peeters |
|             |             | 41                | M. Tremblay    | Jan. 24                    | FLYERS 3 at Montreal 6     | Peeters |
|             |             | 42                | W. Miller      | Feb. 8                     | Hartford 6 at FLYERS 6     | Myre    |
| 43          |             | W. Gretzky (c)    | Mar. 7         | Edmonton 5 at FLYERS 3     | St. Croix                  |         |
| 44          |             | D. Gare           | Mar. 8         | FLYERS 4 at Buffalo 8      | Peeters                    |         |
| 45          |             | M. Gartner        | Mar. 24        | Washington 5 at FLYERS 2   | Peeters                    |         |
| 46          |             | K. Acton          | Oct. 27        | FLYERS 2 at Montreal 11    | Peeters                    |         |
| 47          |             | S. Smyl           | Oct. 31        | Vancouver 8 at FLYERS 4    | Peeters                    |         |
| 48          |             | R. Duguay         | Nov. 5         | NY Rangers 6 at FLYERS 2   | St. Croix                  |         |
| 49          |             | P. Gardner        | Nov. 7         | FLYERS 2 at Pittsburgh 7   | Lindbergh                  |         |
| 50          |             | T. Tookey         | Nov. 21        | FLYERS 4 at Washington 10  | St. Croix                  |         |
| 51          |             | D. Maruk          | Nov. 21        | FLYERS 4 at Washington 10  | St. Croix                  |         |
| 52          |             | W. Gretzky (d)    | Dec. 30        | FLYERS 5 at Edmonton 7     | Peeters (4), ENG (1)       |         |
| 1980-81 (7) | 53          | B. Trottier       | Jan. 7         | NY Islanders 5 at FLYERS 4 | St. Croix                  |         |
|             | 54          | D. Lever          | Jan. 26        | FLYERS 4 at Colorado 7     | Peeters                    |         |
|             | 55          | W. Gretzky        | Jan. 31        | FLYERS 4 at Edmonton 7     | St. Croix                  |         |
|             | 56          | B. Trottier (d)   | Feb. 13        | FLYERS 2 at NY Islanders 8 | Peeters                    |         |
|             | 57          | K. Nilsson (c)    | Feb. 27        | FLYERS 9 at Calgary 8      | Peeters                    |         |
|             | 58          | W. Lindstrom (d)  | Mar. 2         | Winnipeg 7 at FLYERS 6     | Peeters                    |         |
|             | 59          | R. Ruotsalainen   | Mar. 17        | FLYERS 2 at NY Rangers 5   | Lindbergh                  |         |
|             | 60          | B. Pederson       | Dec. 5         | FLYERS 4 at Boston 6       | Lindbergh                  |         |
|             | 61          | B. Stoughton      | Dec. 11        | FLYERS 4 at Hartford 7     | Lindbergh                  |         |
|             | 1982-83 (3) | 62                | M. Hallin      | Mar. 19                    | FLYERS 2 at NY Islanders 9 | Froese  |



# ALL-TIME HAT TRICKS VS FLYERS [REGULAR SEASON]

| YEAR        | NO.         | PLAYER            | DATE           | SCORE                      | GOALTENDERS                   |
|-------------|-------------|-------------------|----------------|----------------------------|-------------------------------|
| 1983-84 (3) | 62          | R. Vaive          | Oct. 23        | Toronto 5 at FLYERS 8      | Lindbergh                     |
|             | 63          | B. MacLellan (c)  | Nov. 3         | Los Angeles 6 at FLYERS 5  | Lindbergh                     |
|             | 64          | B. Gustafsson (d) | Jan. 8         | Washington 7 at FLYERS 1   | Lindbergh                     |
| 1984-85 (1) | 65          | W. Gretzky (b)    | May 25         | FLYERS 3 at Edmonton 4     | Lindbergh                     |
| 1985-86 (3) | 66          | P. Gagne          | Oct. 10        | New Jersey 6 at FLYERS 5   | Lindbergh                     |
|             | 67          | W. Gretzky        | Dec. 31        | FLYERS 3 at Edmonton 4     | Froese                        |
|             | 68          | P. Verbeek        | Mar. 8         | FLYERS 3 at New Jersey 7   | Jensen (1), Froese (2)        |
| 1986-87 (2) | 69          | S. Burr           | Nov. 13        | Detroit 5 at FLYERS 7      | Hextall                       |
|             | 70          | M. Bossy          | Nov. 29        | FLYERS 6 at NY Islanders 5 | Hextall                       |
|             | 1987-88 (3) | 71                | P. Verbeek     | Jan. 10                    | New Jersey 7 at FLYERS 5      |
| 72          |             | H. Loob (c)       | Mar. 3         | FLYERS 3 at Calgary 6      | Hextall                       |
| 73          |             | G. Anderson (c)   | Mar. 4         | FLYERS 4 at Edmonton 7     | Laforest                      |
| 1988-89 (7) | 74          | M. Lemieux        | Oct. 18        | FLYERS 2 at Pittsburgh 4   | Hextall                       |
|             | 75          | S. Yzerman        | Nov. 4         | FLYERS 4 at Detroit 3      | Laforest                      |
|             | 76          | S. Yzerman        | Nov. 12        | Detroit 5 at FLYERS 4      | Hextall                       |
| 1989-90 (6) | 77          | B. Nicholls       | Nov. 22        | Los Angeles 6 at FLYERS 1  | Hextall                       |
|             | 78          | M. Ridley         | Dec. 6         | FLYERS 3 at Washington 4   | Laforest                      |
|             | 79          | G. Leeman         | Mar. 19        | Toronto 6 at FLYERS 8      | Wregget                       |
|             | 80          | M. Lemieux (b,d)  | Apr. 25        | FLYERS 2 at Pittsburgh 10  | Hextall (4), ENG (1)          |
|             | 81          | S. Turgeon        | Oct. 5         | New Jersey 6 at FLYERS 2   | Wregget                       |
|             | 82          | A. Secord         | Jan. 11        | Chicago 5 at FLYERS 4      | Wregget                       |
|             | 83          | G. Courtnall      | Jan. 28        | FLYERS 2 at Washington 7   | Wregget (2), Peeters (1)      |
|             | 84          | T. Tanti          | Jan. 30        | FLYERS 6 at Pittsburgh 3   | Wregget                       |
|             | 85          | J. Cullen         | Feb. 20        | FLYERS 4 at Pittsburgh 6   | Wregget (2), ENG (1)          |
|             | 86          | M. Messier (c)    | Mar. 3         | FLYERS 3 at Edmonton 5     | Hextall                       |
| 1990-91 (2) | 87          | P. LaFontaine     | Oct. 27        | FLYERS 2 at NY Islanders 5 | Hextall (2), Wregget (1)      |
|             | 88          | M. Lemieux        | Mar. 26        | Pittsburgh 3 at FLYERS     | Peeters                       |
|             | 1991-92 (2) | 89                | K. Stevens (c) | Nov. 29                    | Pittsburgh 9 at FLYERS 3      |
| 90          |             | D. Hunter         | Mar. 20        | FLYERS 7 at Washington 6   | Hextall                       |
| 1992-93 (3) |             | 91                | V. Prokhorov   | Oct. 31                    | FLYERS 4 at St. Louis 6       |
|             | 92          | M. Lemieux (c)    | Mar. 20        | FLYERS 3 at Pittsburgh 9   | Soderstrom (2), Roussel (1)   |
|             | 93          | E. Olczyk         | Mar. 24        | FLYERS 5 at NY Rangers 4   | Soderstrom                    |
| 1993-94 (2) | 94          | K. Tkachuk        | Oct. 23        | Winnipeg 9 at FLYERS 6     | Soderstrom                    |
|             | 95          | T. Fleury         | Mar. 31        | Calgary 4 at FLYERS 1      | Soderstrom (2), ENG (1)       |
| 1994-95 (1) | 96          | C. Neely          | Jan. 22        | FLYERS 4 at Boston 4       | Roussel                       |
| 1995-96 (2) | 97          | M. Lemieux        | Jan. 27        | FLYERS 4 at Pittsburgh 7   | Snow (2), Hextall (1)         |
|             | 98          | P. Forsberg       | Feb. 11        | Colorado 5 at FLYERS 3     | Hextall                       |
| 1996-97 (1) | 99          | W. Gretzky (b)    | May 18         | NY Rangers 5 at FLYERS 4   | Snow                          |
| 1997-98 (2) | 100         | Z. Palffy         | Jan. 28        | FLYERS 1 at NY Islanders 6 | Snow                          |
|             | 101         | R. McKay          | Mar. 24        | FLYERS 2 at New Jersey 3   | Hextall                       |
|             | 1998-99 (3) | 102               | P. Bure        | Jan. 26                    | Florida 3 at FLYERS 3         |
| 103         |             | P. Nedved         | Feb. 28        | FLYERS 5 at NY Rangers 6   | Vanbiesbrouck                 |
| 104         |             | A. Yashin         | Mar. 4         | Ottawa 5 at FLYERS 0       | Pelletier                     |
| 1999-00 (2) | 105         | P. Bondra         | Oct. 12        | FLYERS 4 at Washington 5   | Vanbiesbrouck                 |
|             | 106         | B. Savage         | Oct. 14        | Montreal 5 at FLYERS 4     | Boucher                       |
| 2000-01 (3) | 107         | A. Kovalev        | Nov. 8         | FLYERS 2 at Pittsburgh 5   | Boucher                       |
|             | 108         | S. Konowalchuk    | Nov. 18        | Washington 3 at FLYERS 5   | Boucher                       |
|             | 109         | A. Kovalev        | Feb. 7         | FLYERS 4 at Pittsburgh 9   | Cechmanek (2), Boucher (1)    |
| 2001-02 (3) | 110         | O. Petrov         | Jan. 14        | FLYERS 5 at Montreal 3     | Boucher                       |
|             | 111         | P. Kariya         | Feb. 6         | FLYERS 4 at Anaheim 5      | Boucher                       |
|             | 112         | E. Lindros        | Mar. 2         | FLYERS 5 at NY Rangers 6   | Cechmanek (1),<br>Boucher (2) |
| 2002-03 (2) | 113         | D. Heatley        | Jan. 13        | Atlanta 7 at FLYERS 4      | Esche (2),<br>Cechmanek (1)   |
| 2003-04 (1) | 114         | A. Mogilny (b)    | Apr. 9         | Toronto 5 at FLYERS 3      | Cechmanek (2), ENG (1)        |
|             | 115         | F. Modin          | Jan. 3         | FLYERS 1 at Tampa Bay 6    | Esche                         |



# ALL-TIME HAT TRICKS VS FLYERS [REGULAR SEASON]

| YEAR        | NO.         | PLAYER            | DATE      | SCORE                       | GOALTENDERS                |                           |
|-------------|-------------|-------------------|-----------|-----------------------------|----------------------------|---------------------------|
| 2005-06 (9) | 116         | E. Staal          | Oct. 28   | FLYERS 6 at Carolina 8      | Niittymaki                 |                           |
|             | 117         | V. Prospal        | Nov. 14   | FLYERS 2 at Tampa Bay 5     | Esche (2), ENG (1)         |                           |
|             | 118         | J. Blake          | Nov. 26   | NY Islanders 4 at FLYERS 2  | Niittymaki (2), ENG (1)    |                           |
|             | 119         | J. Bulis          | Jan. 25   | Montreal 5 at FLYERS 3      | Esche                      |                           |
|             | 120         | F. Modin          | Jan. 28   | Tampa Bay 6 at FLYERS 0     | Niittymaki                 |                           |
|             | 121         | M. Ryder          | Feb. 5    | FLYERS 0 at Montreal 5      | Niittymaki                 |                           |
|             | 122         | J. Jagr           | Mar. 22   | FLYERS 6 at NY Rangers 3    | Esche                      |                           |
|             | 123         | J-P Dumont (b)    | Apr. 24   | FLYERS 2 at Buffalo 8       | Esche (2), Niittymaki (1)  |                           |
|             | 124         | J. Pominville (b) | Apr. 24   | FLYERS 2 at Buffalo 8       | Esche (1), Niittymaki (2)  |                           |
|             | 2006-07 (3) | 125               | S. Crosby | Oct. 28                     | Pittsburgh 8 at FLYERS 2   | Niittymaki (2), Esche (1) |
|             |             | 126               | M. Straka | Jan. 4                      | FLYERS 2 at NY Rangers 3   | Esche                     |
|             |             | 127               | J. Blake  | Feb. 27                     | FLYERS 5 at NY Islanders 6 | Niittymaki                |
|             | 2007-08 (0) |                   |           | (None)                      |                            |                           |
| 2008-09 (0) |             |                   | (None)    |                             |                            |                           |
| 2009-10 (2) | 128         | D. Heatley        | Nov. 20   | FLYERS at San Jose          | R. Emery                   |                           |
|             | 129         | A. Kovalev        | Jan. 3    | FLYERS at Ottawa            | B. Boucher                 |                           |
| 2010-11 (2) | 130         | S. Stamkos        | Nov. 18   | Tampa Bay at FLYERS         | B. Boucher/S. Bobrovsky    |                           |
|             | 131         | P. Elias          | Apr. 1    | FLYERS at New Jersey        | B. Boucher                 |                           |
| 2011-12 (1) | 132         | R. Callahan       | Feb. 11   | NY Rangers 5 at FLYERS 2    | S. Bobrovsky               |                           |
| 2012-13 (0) |             |                   | (None)    |                             |                            |                           |
| 2013-14 (3) | 133         | J. Ward           | Nov. 1    | Washington 7 at FLYERS 0    | Mason                      |                           |
|             | 134         | T. Seguin         | Dec. 7    | FLYERS 1 at Dallas 5        | Mason                      |                           |
|             | 135         | J. Pavelski       | Feb. 27   | San Jose 7 at FLYERS 3      | Mason/Emery                |                           |
| 2014-15 (1) | 136         | J. Jagr           | Jan. 3    | FLYERS 2 at New Jersey 5    | Emery (2), Mason (1)       |                           |
| 2015-16 (1) | 137         | J. Skinner        | Dec. 15   | Carolina 3 at FLYERS 4 (OT) | Neuvirth                   |                           |

## ALL-TIME FLYERS SHUTOUTS [REGULAR SEASON]

| YEAR         | NO. | DATE    | OPPONENT     | SCORE | FLYERS GOALIE | YEAR         | NO.     | DATE         | OPPONENT     | SCORE      | FLYERS GOALIE |
|--------------|-----|---------|--------------|-------|---------------|--------------|---------|--------------|--------------|------------|---------------|
| 1967-68 (8)  | 1   | Oct. 19 | PITTSBURGH   | 1-0   | Favell        | 1974-75 (13) | 32      | Nov. 1       | CHICAGO      | 1-0        | Parent        |
|              | 2   | Dec. 8  | Los Angeles  | 3-0   | Favell        |              | 33      | Nov. 4       | PITTSBURGH   | 7-0        | Parent        |
|              | 3   | Dec. 16 | St. Louis    | 1-0   | Parent        |              | 34      | Nov. 24      | St. Louis    | 1-0        | Parent        |
|              | 4   | Dec. 21 | MINNESOTA    | 6-0   | Parent        |              | 35      | Dec. 16      | NY ISLANDERS | 4-0        | Parent        |
|              | 5   | Dec. 30 | Los Angeles  | 2-0   | Favell        |              | 36      | Jan. 13      | ATLANTA      | 1-0        | Parent        |
|              | 6   | Mar. 10 | MINNESOTA    | 2-0   | Parent        |              | 37      | Jan. 19      | LOS ANGELES  | 2-0        | Parent        |
|              | 7   | Mar. 14 | LOS ANGELES  | 0-0   | Parent        |              | 38      | Jan. 25      | California   | 5-0        | Parent        |
|              | 8   | Mar. 28 | ST. LOUIS    | 2-0   | Favell        |              | 39      | Mar. 3       | MONTREAL     | 6-0        | Parent        |
| 1968-69 (2)  | 9   | Oct. 17 | PITTSBURGH   | 3-0   | Parent        | 40           | Apr. 4  | NY ISLANDERS | 4-0          | Parent     |               |
|              | 10  | Nov. 9  | Pittsburgh   | 3-0   | Favell        | 41           | Nov. 2  | Montreal     | 3-0          | Parent     |               |
| 1969-70 (4)  | 11  | Oct. 26 | ST. LOUIS    | 0-0   | Parent        | 42           | Nov. 7  | MINNESOTA    | 2-0          | Parent     |               |
|              | 12  | Dec. 21 | PITTSBURGH   | 4-0   | Parent        | 43           | Nov. 10 | CALIFORNIA   | 3-0          | Parent     |               |
|              | 13  | Jan. 24 | Minnesota    | 6-0   | Favell        | 44           | Dec. 1  | KANSAS CITY  | 10-0         | Parent     |               |
|              | 14  | Jan. 25 | ST. LOUIS    | 2-0   | Parent        | 45           | Dec. 12 | MINNESOTA    | 6-0          | Parent     |               |
| 1970-71 (4)  | 15  | Oct. 17 | Pittsburgh   | 0-0   | Parent        | 46           | Dec. 22 | PITTSBURGH   | 4-0          | Parent     |               |
|              | 16  | Dec. 4  | California   | 4-0   | Parent        | 47           | Jan. 1  | Vancouver    | 2-0          | Parent     |               |
|              | 17  | Jan. 14 | TORONTO      | 3-0   | Favell        | 48           | Jan. 16 | WASHINGTON   | 4-0          | Parent     |               |
|              | 18  | Feb. 17 | Los Angeles  | 4-0   | Favell        | 49           | Feb. 1  | BUFFALO      | 6-0          | Parent     |               |
| 1971-72 (7)  | 19  | Oct. 16 | Los Angeles  | 1-0   | Favell        | 50           | Mar. 1  | KANSAS CITY  | 3-0          | Stephenson |               |
|              | 20  | Nov. 18 | LOS ANGELES  | 2-0   | Gamble        | 51           | Mar. 13 | PITTSBURGH   | 6-0          | Parent     |               |
|              | 21  | Dec. 5  | CALIFORNIA   | 3-0   | Favell        | 52           | Mar. 16 | LOS ANGELES  | 3-0          | Parent     |               |
|              | 22  | Dec. 16 | BUFFALO      | 5-0   | Favell        | 53           | Mar. 22 | MINNESOTA    | 4-0          | Parent     |               |
|              | 23  | Jan. 30 | PITTSBURGH   | 4-0   | Gamble        | 54           | Nov. 2  | KANSAS CITY  | 10-0         | Stephenson |               |
|              | 24  | Mar. 2  | MINNESOTA    | 3-0   | Favell        | 55           | Oct. 10 | LOS ANGELES  | 1-0          | Parent     |               |
|              | 25  | Mar. 25 | CALIFORNIA   | 3-0   | Favell        | 56           | Oct. 28 | PITTSBURGH   | 3-0          | Parent     |               |
|              | 26  | Feb. 25 | California   | 7-0   | Favell        | 57           | Nov. 16 | DETROIT      | 2-0          | Parent     |               |
| 1972-73 (3)  | 27  | Mar. 4  | TORONTO      | 10-0  | Favell        | 58           | Dec. 18 | St. Louis    | 2-0          | Parent     |               |
|              | 28  | Mar. 22 | VANCOUVER    | 9-0   | Favell        | 59           | Dec. 30 | Los Angeles  | 2-0          | Stephenson |               |
|              | 29  | Oct. 11 | TORONTO      | 2-0   | Parent        | 60           | Jan. 27 | St. Louis    | 2-0          | Stephenson |               |
| 1973-74 (12) | 30  | Oct. 13 | NY Islanders | 6-0   | Parent        | 61           | Feb. 3  | CHICAGO      | 6-0          | Parent     |               |
|              | 31  | Oct. 27 | Pittsburgh   | 6-0   | Parent        | 62           | Mar. 13 | PITTSBURGH   | 4-0          | Stephenson |               |



# ALL-TIME FLYERS SHUTOUTS

## [REGULAR SEASON]

| YEAR         | NO.         | DATE        | OPPONENT     | SCORE      | FLYERS     |             | YEAR         | NO.         | DATE         | OPPONENT                  | SCORE         | FLYERS                |         |  |
|--------------|-------------|-------------|--------------|------------|------------|-------------|--------------|-------------|--------------|---------------------------|---------------|-----------------------|---------|--|
|              |             |             |              |            | GOALIE     | FLYERS      |              |             |              |                           |               | GOALIE                | FLYERS  |  |
| 1977-78 (10) | 63          | Oct. 16     | ST. LOUIS    | 7-0        | Stephenson |             | 1994-95 (2)  | 124         | Feb. 25      | Montreal                  | 7-0           | Hextall               |         |  |
|              | 64          | Oct. 20     | PITTSBURGH   | 11-0       | Parent     |             |              | 125         | May 2        | NY Islanders              | 2-0           | Roussel               |         |  |
|              | 65          | Nov. 13     | DETROIT      | 3-0        | Stephenson |             | 1995-96 (5)  | 126         | Oct. 14      | NY Islanders              | 3-0           | Roussel               |         |  |
|              | 66          | Nov. 20     | ATLANTA      | 4-0        | Parent     |             |              | 127         | Dec. 14      | TAMPA BAY                 | 4-0           | Hextall               |         |  |
|              | 67          | Nov. 27     | LOS ANGELES  | 2-0        | Stephenson |             |              | 128         | Mar. 16      | WINNIPEG                  | 3-0           | Hextall               |         |  |
|              | 68          | Nov. 29     | Vancouver    | 3-0        | Parent     |             | 129          | Mar. 23     | Toronto      | 4-0                       | Hextall       |                       |         |  |
|              | 69          | Dec. 21     | Cleveland    | 4-0        | Parent     |             | 130          | Mar. 25     | HARTFORD     | 3-0                       | Hextall       |                       |         |  |
|              | 70          | Feb. 2      | COLORADO     | 3-0        | Parent     |             | 1996-97 (7)  | 131         | Oct. 22      | ANAHEIM                   | 3-0           | Hextall               |         |  |
|              | 71          | Feb. 6      | ST. LOUIS    | 2-0        | Parent     |             |              | 132         | Dec. 14      | Hartford                  | 4-0           | Snow                  |         |  |
|              | 72          | Apr. 6      | NY RANGERS   | 3-0        | Parent     |             |              | 133         | Dec. 15      | BOSTON                    | 6-0           | Hextall               |         |  |
| 73           | Oct. 26     | TORONTO     | 5-0          | Parent     |            | 134         |              | Dec. 19     | NY ISLANDERS | 5-0                       | Snow          |                       |         |  |
| 74           | Nov. 12     | Vancouver   | 4-0          | Parent     |            | 135         | Dec. 21      | ST. LOUIS   | 4-0          | Hextall                   |               |                       |         |  |
| 75           | Nov. 30     | ST. LOUIS   | 3-0          | Stephenson |            | 136         | Mar. 9       | WASHINGTON  | 5-0          | Hextall                   |               |                       |         |  |
| 76           | Dec. 10     | NY Rangers  | 4-0          | Parent     |            | 137         | Mar. 23      | COLORADO    | 2-0          | Hextall                   |               |                       |         |  |
| 77           | Jan. 7      | LOS ANGELES | 3-0          | Parent     |            | 1997-98 (6) | 138          | Nov. 11     | OTTAWA       | 1-0                       | Hextall       |                       |         |  |
| 78           | Mar. 6      | COLORADO    | 5-0          | Moore      |            |             | 139          | Dec. 14     | TAMPA BAY    | 3-0                       | Hextall       |                       |         |  |
| 79           | Mar. 14     | Chicago     | 4-0          | Stephenson |            |             | 140          | Dec. 20     | FLORIDA      | 2-0                       | Snow          |                       |         |  |
| 80           | Mar. 29     | VANCOUVER   | 5-0          | Moore      |            | 141         | Dec. 31      | Vancouver   | 8-0          | Hextall                   |               |                       |         |  |
| 1979-80 (1)  | 81          | Feb. 2      | Pittsburgh   | 4-0        | Peeters    |             | 142          | Jan. 20     | BUFFALO      | 3-0                       | Hextall       |                       |         |  |
| 1980-81 (4)  | 82          | Oct. 28     | CALGARY      | 8-0        | Peeters    |             | 143          | Apr. 2      | LOS ANGELES  | 3-0                       | Burke         |                       |         |  |
|              | 83          | Dec. 18     | COLORADO     | 2-0        | St. Croix  |             | 1998-99 (7)  | 144         | Oct. 9       | NY Rangers                | 1-0           | Vanbiesbrouck         |         |  |
|              | 84          | Jan. 21     | Pittsburgh   | 5-0        | Peeters    |             |              | 145         | Dec. 12      | Toronto                   | 3-0           | Vanbiesbrouck         |         |  |
| 85           | Mar. 30     | NY Rangers  | 0-0          | St. Croix  |            | 146         |              | Jan. 7      | NY ISLANDERS | 5-0                       | Vanbiesbrouck |                       |         |  |
| 1981-82 (0)  |             |             |              |            | None       | 147         | Jan. 9       | CAROLINA    | 2-0          | Hextall/<br>Vanbiesbrouck |               |                       |         |  |
| 1982-83 (7)  | 86          | Nov. 27     | Los Angeles  | 4-0        | Lindbergh  |             |              |             |              |                           |               |                       |         |  |
|              | 87          | Dec. 4      | Pittsburgh   | 0-0        | Lindbergh  |             | 148          | Jan. 11     | NASHVILLE    | 8-0                       | Vanbiesbrouck |                       |         |  |
|              | 88          | Jan. 16     | NY Rangers   | 4-0        | Froese     |             | 149          | Jan. 13     | Washington   | 3-0                       | Vanbiesbrouck |                       |         |  |
|              | 89          | Jan. 22     | NY Islanders | 1-0        | Froese     |             | 150          | Jan. 18     | Ottawa       | 5-0                       | Vanbiesbrouck |                       |         |  |
|              | 90          | Feb. 5      | Los Angeles  | 2-0        | Lindbergh  |             | 1999-00 (7)  | 151         | Oct. 20      | NY RANGERS                | 5-0           | Vanbiesbrouck         |         |  |
|              | 91          | Feb. 20     | NEW JERSEY   | 3-0        | Froese     |             |              | 152         | Oct. 22      | NY Rangers                | 2-0           | Vanbiesbrouck         |         |  |
|              | 92          | Feb. 27     | NY ISLANDERS | 2-0        | Froese     |             |              | 153         | Oct. 24      | FLORIDA                   | 2-0           | Vanbiesbrouck         |         |  |
|              | 1983-84 (3) | 93          | Dec. 22      | NEW JERSEY | 5-0        | Lindbergh   |              | 154         | Dec. 18      | TAMPA BAY                 | 4-0           | Boucher               |         |  |
|              |             | 94          | Jan. 19      | NEW JERSEY | 2-0        | Froese      |              | 155         | Mar. 4       | Boston                    | 3-0           | Boucher               |         |  |
|              |             | 95          | Feb. 5       | TORONTO    | 7-0        | Froese      |              | 156         | Mar. 21      | Nashville                 | 2-0           | Boucher               |         |  |
| 1984-85 (3)  | 96          | Nov. 9      | ST. LOUIS    | 6-0        | Lindbergh  |             | 157          | Apr. 8      | BOSTON       | 3-0                       | Boucher       |                       |         |  |
|              | 97          | Mar. 30     | NY RANGERS   | 3-0        | Froese     |             | 2000-01 (11) | 158         | Oct. 26      | NY RANGERS                | 3-0           | Boucher               |         |  |
|              | 98          | Apr. 4      | NY ISLANDERS | 3-0        | Lindbergh  |             |              | 159         | Nov. 4       | BUFFALO                   | 3-0           | Cechmanek             |         |  |
| 99           | Oct. 24     | HARTFORD    | 3-0          | Lindbergh  |            | 160         |              | Nov. 9      | EDMONTON     | 2-0                       | Cechmanek     |                       |         |  |
| 1985-86 (8)  | 100         | Nov. 21     | HARTFORD     | 3-0        | Froese     |             | 161          | Jan. 12     | Tampa Bay    | 3-0                       | Cechmanek     |                       |         |  |
|              | 101         | Dec. 7      | NY RANGERS   | 4-0        | Froese     |             | 162          | Jan. 22     | LOS ANGELES  | 3-0                       | Cechmanek     |                       |         |  |
|              | 102         | Jan. 9      | WASHINGTON   | 4-0        | Jensen     |             | 163          | Feb. 1      | NY ISLANDERS | 2-0                       | Cechmanek     |                       |         |  |
|              | 103         | Jan. 12     | CALGARY      | 3-0        | Froese     |             | 164          | Feb. 19     | CAROLINA     | 4-0                       | Cechmanek     |                       |         |  |
|              | 104         | Jan. 25     | St. Louis    | 1-0        | Jensen     |             | 165          | Feb. 24     | TAMPA BAY    | 0-0                       | Cechmanek     |                       |         |  |
|              | 105         | Feb. 12     | Buffalo      | 4-0        | Froese     |             | 166          | Mar. 1      | BUFFALO      | 2-0                       | Cechmanek     |                       |         |  |
|              | 106         | Mar. 13     | WASHINGTON   | 2-0        | Froese     |             | 167          | Mar. 15     | MINNESOTA    | 3-0                       | Cechmanek     |                       |         |  |
|              | 107         | Jan. 6      | NEW JERSEY   | 4-0        | Hextall    |             | 168          | Mar. 31     | DETROIT      | 1-0                       | Cechmanek     |                       |         |  |
|              | 1987-88 (1) | 108         | Mar. 26      | WINNIPEG   | 6-0        | Laforest    |              | 2001-02 (7) | 169          | Oct. 30                   | Washington    | 3-0                   | Boucher |  |
|              | 1988-89 (0) |             |              |            |            | None        | 170          |             | Oct. 31      | PITTSBURGH                | 3-0           | Boucher               |         |  |
| 1989-90 (1)  | 109         | Feb. 15     | TORONTO      | 3-0        | Peeters    |             | 171          |             | Nov. 15      | WASHINGTON                | 5-0           | Boucher/<br>Cechmanek |         |  |
| 1990-91 (1)  | 110         | Nov. 11     | VANCOUVER    | 2-0        | Peeters    |             |              |             |              |                           |               |                       |         |  |
|              | 1991-92 (4) | 111         | Dec. 21      | Minnesota  | 3-0        | Hextall     |              | 172         | Dec. 1       | TAMPA BAY                 | 2-0           | Cechmanek             |         |  |
|              | 112         | Feb. 8      | Quebec       | 3-0        | Hextall    |             | 173          | Jan. 19     | Toronto      | 3-0                       | Cechmanek     |                       |         |  |
|              | 113         | Feb. 27     | Calgary      | 3-0        | Roussel    |             | 174          | Feb. 9      | St. Louis    | 5-0                       | Cechmanek     |                       |         |  |
| 1992-93 (6)  | 114         | Mar. 1      | San Jose     | 1-0        | Hextall    |             | 175          | Feb. 27     | New Jersey   | 1-0                       | Cechmanek     |                       |         |  |
|              | 115         | Jan. 10     | EDMONTON     | 4-0        | Soderstrom |             | 2002-03 (8)  | 176         | Dec. 14      | BUFFALO                   | 2-0           | Esche                 |         |  |
|              | 116         | Feb. 11     | MONTREAL     | 0-0        | Soderstrom |             |              | 177         | Jan. 3       | Anaheim                   | 1-0           | Esche                 |         |  |
|              | 117         | Mar. 5      | Washington   | 3-0        | Soderstrom |             |              | 178         | Jan. 9       | NY Islanders              | 4-0           | Cechmanek             |         |  |
|              | 118         | Apr. 4      | TORONTO      | 4-0        | Soderstrom |             | 179          | Feb. 20     | LOS ANGELES  | 5-0                       | Cechmanek     |                       |         |  |
|              | 119         | Apr. 10     | Toronto      | 4-0        | Soderstrom |             | 180          | Feb. 25     | Chicago      | 2-0                       | Cechmanek     |                       |         |  |
|              | 120         | Apr. 12     | NY RANGERS   | 1-0        | Roussel    |             | 181          | Mar. 4      | VANCOUVER    | 3-0                       | Cechmanek     |                       |         |  |
|              | 1993-94 (3) | 121         | Oct. 15      | Washington | 3-0        | Roussel     |              | 182         | Mar. 29      | PITTSBURGH                | 3-0           | Cechmanek             |         |  |
|              |             | 122         | Nov. 26      | TAMPA BAY  | 3-0        | Soderstrom  |              | 183         | Apr. 1       | COLUMBUS                  | 4-0           | Cechmanek             |         |  |
|              |             | 123         | Dec. 27      | Buffalo    | 2-0        | Soderstrom  |              |             |              |                           |               |                       |         |  |



# ALL-TIME FLYERS SHUTOUTS [REGULAR SEASON]

| FLYERS      |             |         |              |         | FLYERS           |             |             |              |                |                |                 |
|-------------|-------------|---------|--------------|---------|------------------|-------------|-------------|--------------|----------------|----------------|-----------------|
| YEAR        | NO.         | DATE    | OPPONENT     | SCORE   | GOALIE           | YEAR        | NO.         | DATE         | OPPONENT       | SCORE          | GOALIE          |
| 2003-04 (7) | 184         | Oct. 9  | BUFFALO      | 2-0     | Hackett          | 2011-12 (6) | 209         | Oct. 8       | NEW JERSEY     | 3-0            | Bryzgalov       |
|             | 185         | Oct. 16 | San Jose     | 0-0     | Hackett          |             | 210         | Feb. 7       | N.Y. ISLANDERS | 0-1            | Bryzgalov (SOL) |
|             | 186         | Oct. 27 | MONTREAL     | 5-0     | Esche            |             | 211         | Mar. 4       | WASHINGTON     | 1-0            | Bryzgalov       |
|             | 187         | Nov. 15 | ATLANTA      | 4-0     | Hackett          |             | 212         | Mar. 8       | Florida        | 5-0            | Bryzgalov       |
|             | 188         | Jan. 17 | Toronto      | 4-0     | Esche            |             | 213         | Mar. 10      | TORONTO        | 1-0            | Bryzgalov (SOW) |
|             | 189         | Mar. 20 | NY RANGERS   | 3-0     | Esche            |             | 214         | Mar. 13      | New Jersey     | 3-0            | Bryzgalov       |
|             | 190         | Apr. 1  | Montreal     | 2-0     | Burke            |             | 2012-13 (1) | 215          | Feb. 18        | N.Y. ISLANDERS | 7-0             |
| 2005-06 (3) | 191         | Dec. 6  | CALGARY      | 1-0     | Niittymaki (SOL) | 2013-14 (6) |             | 216          | Nov. 2         | New Jersey     | 1-0             |
|             | 192         | Jan. 2  | Boston       | 1-0     | Niittymaki       |             | 217         | Nov. 12      | Ottawa         | 5-0            | Mason           |
|             | 193         | Mar. 15 | Florida      | 4-0     | Esche            |             | 218         | Jan. 28      | Detroit        | 5-0            | Mason           |
| 2006-07 (1) | 194         | Oct. 30 | CHICAGO      | 3-0     | Esche            | 219         | Feb. 1      | Los Angeles  | 2-0            | Mason          |                 |
| 2007-08 (6) | 195         | Oct. 16 | ATLANTA      | 4-0     | Biron            | 220         | Mar. 15     | Pittsburgh   | 4-0            | Mason          |                 |
|             | 196         | Oct. 18 | NEW JERSEY   | 4-0     | Biron            | 221         | Apr. 1      | St. Louis    | 0-1            | Emery (SOL)    |                 |
|             | 197         | Dec. 30 | Florida      | 1-0     | Niittymaki       | 2014-15 (3) | 222         | Nov. 24      | NY Islanders   | 0-1            | Mason (SOL)     |
|             | 198         | Feb. 2  | ANAHEIM      | 3-0     | Biron            |             | 223         | Jan. 31      | TORONTO        | 1-0            | Mason           |
|             | 199         | Apr. 4  | NEW JERSEY   | 3-0     | Biron            | 224         | Mar. 12     | St. Louis    | 0-1            | Mason (SOL)    |                 |
|             | 200         | Apr. 6  | PITTSBURGH   | 2-0     | Biron            | 2015-16 (7) | 225         | Oct. 12      | FLORIDA        | 1-0            | Neuvirth        |
|             | 2008-09 (3) | 201     | Oct. 28      | Atlanta | 7-0              |             | Niittymaki  | 226          | Oct. 14        | CHICAGO        | 3-0             |
| 202         |             | Nov. 21 | Buffalo      | 3-0     | Biron            |             | 227         | Nov. 17      | Winnipeg       | 3-0            | Neuvirth        |
| 203         |             | Feb. 25 | LOS ANGELES  | 2-0     | Biron            | 228         | Nov. 28     | NY Rangers   | 3-0            | Mason          |                 |
| 2009-10 (5) | 204         | Oct. 2  | CAROLINA     | 2-0     | Emery            | 229         | Dec. 17     | VANCOUVER    | 2-0            | Mason          |                 |
|             | 205         | Dec. 30 | N.Y. RANGERS | 6-0     | Leighton         | 230         | Jan. 9      | NY ISLANDERS | 4-0            | Mason          |                 |
|             | 206         | Jan. 21 | N.Y. Rangers | 2-0     | Emery            | 231         | Mar. 5      | COLUMBUS     | 6-0            | Mason          |                 |
|             | 207         | Feb. 1  | CALGARY      | 3-0     | Emery            |             |             |              |                |                |                 |
| 208         | Apr. 6      | TORONTO | 2-0          | Boucher |                  |             |             |              |                |                |                 |
| 2010-11 (0) |             |         |              |         | None             |             |             |              |                |                |                 |

**NOTES:** Since the advent of the shootout in 2005-06, the Flyers have had six games reach the shootout with a 0-0 score. They are 2-4 in those games. They are noted above by SOW and SOL designations.

\*For Flyers shutouts in the Playoffs, see Flyers Playoff Section



# ALL-TIME SHUTOUTS VS FLYERS 1967-2016

| YEAR         | NO. | DATE    | OPPONENT     | SCORE | FLYERS               |        | YEAR        | NO. | DATE    | OPPONENT     | SCORE | FLYERS           |        |
|--------------|-----|---------|--------------|-------|----------------------|--------|-------------|-----|---------|--------------|-------|------------------|--------|
|              |     |         |              |       | GOALIE               | GOALIE |             |     |         |              |       | GOALIE           | GOALIE |
| 1967-68 (9)  | 1   | Nov. 15 | Pittsburgh   | 5-0   | H. Bassen            |        | 1980-81 (5) | 59  | Nov. 16 | Boston       | 1-0   | R. Vachon        |        |
|              | 2   | Dec. 10 | CHICAGO      | 3-0   | D. DeJordy           |        |             | 60  | Dec. 21 | WASHINGTON   | 6-0   | M. Palmateer     |        |
|              | 3   | Jan. 25 | MINNESOTA    | 3-0   | C. Maniago           |        |             | 61  | Feb. 5  | BUFFALO      | 4-0   | D. Edwards       |        |
|              | 4   | Jan. 28 | LOS ANGELES  | 2-0   | T. Sawchuk           |        |             | 62  | Mar. 30 | NY Rangers   | 0-0   | S. Baker         |        |
|              | 5   | Feb. 14 | Oakland      | 4-0   | G. Smith/<br>C.Hodge |        |             | 63  | Apr. 5  | NY RANGERS   | 2-0   | S. Baker         |        |
|              | 6   | Mar. 2  | NY Rangers   | 4-0   | E. Giacomini         |        | 1981-82 (2) | 64  | Nov. 14 | Toronto      | 4-0   | V. Tremblay      |        |
|              | 7   | Mar. 14 | LOS ANGELES  | 0-0   | T. Sawchuk           |        |             | 65  | Feb. 21 | BOSTON       | 1-0   | M. Baron         |        |
|              | 8   | Mar. 27 | St. Louis    | 3-0   | G. Hall              |        | 1982-83 (1) | 66  | Dec. 4  | Pittsburgh   | 0-0   | D. Herron        |        |
|              | 9   | Mar. 30 | PITTSBURGH   | 2-0   | L. Binkley           |        | 1983-84 (1) | 67  | Jan. 27 | Vancouver    | 4-0   | R. Brodeur       |        |
| 1968-69 (10) | 10  | Nov. 7  | ST. LOUIS    | 8-0   | J. Plante            |        | 1984-85 (1) | 68  | Dec. 26 | Washington   | 6-0   | P. Riggan        |        |
|              | 12  | Nov. 21 | MONTREAL     | 3-0   | G. Worsley           |        | 1985-86 (1) | 69  | Mar. 27 | BUFFALO      | 1-0   | J. Cloutier      |        |
|              | 13  | Nov. 30 | St. Louis    | 1-0   | G. Hall              |        | 1986-87 (2) | 70  | Dec. 6  | Boston       | 5-0   | B. Ranford       |        |
|              | 14  | Dec. 6  | Oakland      | 4-0   | G. Smith             |        |             | 71  | Feb. 16 | CALGARY      | 5-0   | R. Lemelin       |        |
|              | 15  | Dec. 12 | TORONTO      | 1-0   | J. Bower             |        | 1987-88 (7) | 72  | Oct. 15 | NY ISLANDERS | 6-0   | K. Hrudey        |        |
|              | 16  | Dec. 14 | Montreal     | 1-0   | T. Esposito          |        |             | 73  | Oct. 27 | New Jersey   | 4-0   | A. Chevrier      |        |
|              | 17  | Jan. 16 | MONTREAL     | 4-0   | R. Vachon            |        |             | 74  | Nov. 14 | TORONTO      | 6-0   | K. Wregget       |        |
|              | 18  | Jan. 30 | CHICAGO      | 12-0  | D. DeJordy           |        |             | 75  | Dec. 30 | Edmonton     | 6-0   | G. Fuhr          |        |
|              | 19  | Feb. 4  | DETROIT      | 2-0   | R. Edwards           |        |             | 76  | Jan. 31 | Washington   | 1-0   | P. Peeters (OT)  |        |
|              | 20  | Feb. 15 | CHICAGO      | 3-0   | D. Dryden            |        |             | 77  | Mar. 19 | Pittsburgh   | 7-0   | S. Guenette      |        |
| 1969-70 (8)  | 21  | Oct. 11 | Minnesota    | 4-0   | C. Maniago           |        | 1988-89 (1) | 79  | Jan. 26 | WASHINGTON   | 1-0   | C. Malarchuk     |        |
|              | 22  | Oct. 26 | ST. LOUIS    | 0-0   | J. Plante            |        | 1989-90 (1) | 80  | Nov. 18 | WINNIPEG     | 1-0   | D. Berthiaume    |        |
|              | 23  | Nov. 1  | St. Louis    | 8-0   | J. Plante            |        | 1990-91 (6) | 81  | Dec. 8  | Minnesota    | 7-0   | B. Hayward       |        |
|              | 24  | Dec. 20 | St. Louis    | 3-0   | J. Plante            |        |             | 82  | Dec. 22 | Hartford     | 1-0   | D. Reaugh        |        |
|              | 25  | Jan. 31 | CHICAGO      | 5-0   | T. Esposito          |        |             | 83  | Feb. 2  | HARTFORD     | 2-0   | P. Sidorkiewicz  |        |
|              | 26  | Mar. 21 | Montreal     | 2-0   | R. Vachon            |        |             | 84  | Mar. 12 | Los Angeles  | 6-0   | K. Hrudey        |        |
|              | 27  | Apr. 2  | ST. LOUIS    | 1-0   | E. Wakely            |        |             | 85  | Mar. 16 | Washington   | 6-0   | D. Beaupre       |        |
|              | 28  | Apr. 4  | MINNESOTA    | 1-0   | G. Worsley           |        |             | 86  | Mar. 28 | WASHINGTON   | 3-0   | D. Beaupre       |        |
|              | 29  | Oct. 17 | Pittsburgh   | 0-0   | L. Binkley           |        | 1991-92 (3) | 87  | Oct. 19 | MONTREAL     | 1-0   | R. Melanson      |        |
|              | 30  | Dec. 12 | BOSTON       | 1-0   | G. Cheevers          |        |             | 88  | Oct. 25 | Winnipeg     | 2-0   | B. Essensa       |        |
| 1970-71 (3)  | 31  | Dec. 18 | California   | 1-0   | G. Smith             |        |             | 89  | Jan. 23 | WINNIPEG     | 1-0   | S. Beauregard    |        |
|              | 32  | Oct. 21 | LOS ANGELES  | 7-0   | G. Edwards           |        | 1992-93 (3) | 90  | Oct. 17 | New Jersey   | 2-0   | C. Terreri       |        |
|              | 33  | Nov. 3  | Chicago      | 3-0   | G. Smith             |        |             | 91  | Dec. 23 | PITTSBURGH   | 4-0   | T. Barrasso      |        |
|              | 34  | Nov. 7  | MINNESOTA    | 3-0   | G. Worsley           |        |             | 92  | Feb. 11 | MONTREAL     | 0-0   | A. Racicot       |        |
|              | 35  | Dec. 9  | NY RANGERS   | 5-0   | G. Villemure         |        | 1993-94 (5) | 93  | Dec. 4  | Calgary      | 6-0   | M. Vernon        |        |
|              | 36  | Dec. 19 | TORONTO      | 4-0   | J. Plante            |        |             | 94  | Jan. 6  | Dallas       | 8-0   | D. Wakaluk       |        |
|              | 37  | Jan. 11 | Detroit      | 5-0   | A. Smith             |        |             | 95  | Feb. 5  | Boston       | 4-0   | J. Casey         |        |
|              | 38  | Mar. 5  | MONTREAL     | 4-0   | K. Dryden            |        |             | 96  | Feb. 13 | PITTSBURGH   | 3-0   | T. Barrasso      |        |
|              | 39  | Oct. 14 | Detroit      | 5-0   | R. Edwards           |        |             | 97  | Feb. 25 | NY Islanders | 2-0   | R. Hextall       |        |
|              | 40  | Jan. 7  | Buffalo      | 2-0   | D. Dryden            |        | 1994-95 (3) | 98  | Feb. 6  | Ottawa       | 3-0   | D. Beaupre       |        |
| 1972-73 (3)  | 41  | Mar. 1  | LOS ANGELES  | 2-0   | R. Vachon            |        |             | 99  | Feb. 9  | FLORIDA      | 3-0   | J. Vanbiesbrouck |        |
|              | 42  | Oct. 20 | Los Angeles  | 3-0   | R. Vachon            |        |             | 100 | Apr. 30 | NY Rangers   | 2-0   | G. Healy         |        |
|              | 43  | Oct. 25 | MONTREAL     | 4-0   | W. Thomas            |        | 1995-96 (2) | 101 | Jan. 13 | NY Rangers   | 4-0   | G. Healy         |        |
| 1973-74 (2)  | 44  | Jan. 11 | Montreal     | 6-0   | M. Larocque          |        |             | 102 | Mar. 3  | Washington   | 3-0   | J. Carey         |        |
|              | 45  | Feb. 8  | Minnesota    | 5-0   | P. LoPresti          |        | 1996-97 (2) | 103 | Oct. 13 | CALGARY      | 1-0   | T. Kidd          |        |
| 1974-75 (2)  | 46  | Oct. 23 | NY Islanders | 3-0   | G. Resch             |        |             | 104 | Nov. 26 | Boston       | 2-0   | B. Ranford       |        |
|              | 47  | Jan. 18 | Chicago      | 2-0   | T. Esposito          |        | 1997-98 (5) | 105 | Oct. 27 | NEW JERSEY   | 5-0   | M. Brodeur       |        |
|              | 48  | Apr. 4  | NY Rangers   | 2-0   | J. Davidson          |        |             | 106 | Nov. 20 | SAN JOSE     | 3-0   | M. Vernon        |        |
| 1975-76 (3)  | 49  | Oct. 7  | NY ISLANDERS | 3-0   | G. Resch             |        |             | 107 | Dec. 3  | BOSTON       | 3-0   | B. Dafeo         |        |
|              | 50  | Nov. 13 | Pittsburgh   | 1-0   | D. Wilson            |        |             | 108 | Jan. 24 | Detroit      | 1-0   | C. Osgood        |        |
|              | 51  | Feb. 24 | Buffalo      | 2-0   | D. Edwards           |        |             | 109 | Feb. 4  | Dallas       | 1-0   | R. Turek         |        |
| 1977-78 (2)  | 52  | Dec. 18 | MONTREAL     | 2-0   | K. Dryden            |        | 1998-99 (4) | 110 | Dec. 4  | Buffalo      | 3-0   | D. Hasek         |        |
|              | 53  | Feb. 23 | Buffalo      | 4-0   | D. Edwards           |        |             | 111 | Mar. 4  | OTTAWA       | 5-0   | D. Rhodes        |        |
| 1978-79 (4)  | 54  | Oct. 21 | Toronto      | 2-0   | M. Palmateer         |        |             | 112 | Mar. 13 | Pittsburgh   | 4-0   | P. Skudra        |        |
|              | 55  | Nov. 1  | Atlanta      | 3-0   | D. Bouchard          |        |             | 113 | Apr. 3  | Boston       | 3-0   | B. Dafeo         |        |
|              | 56  | Nov. 28 | Montreal     | 3-0   | K. Dryden            |        | 1999-00 (6) | 114 | Oct. 2  | OTTAWA       | 3-0   | P. Lalime        |        |
| 1979-80 (1)  | 57  | Jan. 16 | Atlanta      | 5-0   | D. Bouchard          |        |             | 115 | Oct. 7  | CAROLINA     | 2-0   | A. Irbé          |        |
|              | 58  | Mar. 20 | TORONTO      | 3-0   | M. Palmateer         |        |             |     |         |              |       |                  |        |



# ALL-TIME SHUTOUTS VS FLYERS 1967-2016

## FLYERS

| YEAR               | NO. | DATE    | OPPONENT     | SCORE | GOALIE          | YEAR        | NO. | DATE    | OPPONENT     | SCORE    | FLYERS GOALIE    |
|--------------------|-----|---------|--------------|-------|-----------------|-------------|-----|---------|--------------|----------|------------------|
| 1999-00 (6)        | 116 | Jan. 14 | Atlanta      | 1-0   | N. Maracle      |             | 161 | Mar. 23 | OTTAWA       | 2-0      | B. Elliot        |
| <i>(continued)</i> | 117 | Jan. 30 | Washington   | 2-0   | O. Kolzig       | 2010-11 (7) | 162 | Nov. 16 | MONTREAL     | 3-0      | C. Price         |
|                    | 118 | Mar. 1  | Dallas       | 2-0   | E. Belfour      |             | 163 | Dec. 1  | Boston       | 3-0      | T. Thomas        |
|                    | 119 | Apr. 2  | Carolina     | 1-0   | A. Irbé         |             | 164 | Dec. 20 | Florida      | 5-0      | T. Vokoun        |
| 2000-01 (3)        | 120 | Nov. 24 | PITTSBURGH   | 1-0   | G. Snow         |             | 165 | Feb. 1  | TAMPA BAY    | 4-0      | D. Roloson       |
|                    | 121 | Nov. 30 | Carolina     | 2-0   | A. Irbé         |             | 166 | Feb. 13 | Los Angeles  | 1-0      | J. Quirk         |
|                    | 122 | Feb. 24 | TAMPA BAY    | 0-0   | K. Weekes       |             | 167 | Mar. 6  | NY RANGERS   | 7-0      | H. Lundqvist     |
| 2001-02 (3)        | 123 | Dec. 6  | NY ISLANDERS | 2-0   | G. Snow         |             | 168 | Mar. 31 | Atlanta      | 1-0      | C. Mason         |
|                    | 124 | Feb. 12 | NY ISLANDERS | 1-0   | G. Snow (OT)    | 2011-12 (5) | 169 | Nov. 26 | NY RANGERS   | 2-0      | H. Lundqvist     |
|                    | 125 | Apr. 10 | New Jersey   | 1-0   | M. Brodeur      |             | 170 | Dec. 17 | Boston       | 6-0      | T. Thomas        |
| 2002-03 (9)        | 126 | Nov. 7  | NEW JERSEY   | 1-0   | M. Brodeur      |             | 171 | Feb. 7  | NY Islanders | 1-0      | E. Nabokov       |
|                    | 127 | Nov. 23 | Toronto      | 6-0   | E. Belfour      |             | 172 | Feb. 23 | EDMONTON     | 2-0      | D. Dubnyk        |
|                    | 128 | Nov. 29 | TORONTO      | 3-0   | E. Belfour      |             | 173 | Feb. 28 | SAN JOSE     | 1-0      | A. Niemi         |
|                    | 129 | Dec. 2  | NEW JERSEY   | 1-0   | M. Brodeur (OT) | 2012-13 (4) | 174 | Jan. 22 | NEW JERSEY   | 3-0      | M. Brodeur       |
|                    | 130 | Dec. 28 | Phoenix      | 4-0   | S. Burke        |             | 175 | Mar. 9  | BOSTON       | 3-0      | T. Rask          |
|                    | 131 | Jan. 25 | Boston       | 1-0   | J. Hackett (OT) |             | 176 | Apr. 13 | BUFFALO      | 1-0      | J. Enroth        |
|                    | 132 | Jan. 28 | TAMPA BAY    | 3-0   | J. Grahame      |             | 177 | Apr. 18 | New Jersey   | 3-0      | M. Brodeur       |
|                    | 133 | Feb. 10 | MINNESOTA    | 1-0   | M. Fernandez    | 2013-14 (5) | 178 | Nov. 1  | Washington   | 7-0      | B. Holby         |
|                    | 134 | Feb. 12 | Minnesota    | 2-0   | D. Roloson      |             | 179 | Nov. 7  | New Jersey   | 3-0      | M. Brodeur       |
| 2003-04 (4)        | 135 | Oct. 16 | San Jose     | 0-0   | E. Nabokov      |             | 180 | Dec. 2  | Minnesota    | 2-0      | J. Harding       |
|                    | 136 | Oct. 21 | Los Angeles  | 4-0   | R. Cechmanek    |             | 181 | Apr. 1  | St. Louis    | 1-0      | R. Miller (SOW)  |
|                    | 137 | Dec. 13 | NEW JERSEY   | 2-0   | M. Brodeur      |             | 182 | Apr. 3  | Columbus     | 2-0      | S. Bobrovsky     |
|                    | 138 | Jan. 10 | EDMONTON     | 3-0   | T. Salo         | 2014-15 (7) | 183 | Oct. 21 | Chicago      | 4-0      | A. Raanta        |
| 2005-06 (4)        | 139 | Jan. 9  | New Jersey   | 3-0   | M. Brodeur      |             | 184 | Nov. 19 | NY Rangers   | 2-0      | C. Talbot        |
|                    | 140 | Jan. 28 | TAMPA BAY    | 6-0   | S. Burke        |             | 185 | Nov. 24 | NY Islanders | 1-0      | J. Halak (SOW)   |
|                    | 141 | Feb. 5  | Montreal     | 5-0   | C. Huet         |             | 186 | Nov. 28 | NY RANGERS   | 3-0      | C. Talbot        |
|                    | 142 | Mar. 12 | Pittsburgh   | 2-0   | M-A Fleury      |             | 187 | Jan. 14 | Washington   | 1-0      | B. Holby         |
| 2006-07 (5)        | 143 | Oct. 5  | Pittsburgh   | 4-0   | M-A Fleury      |             | 188 | Jan. 15 | VANCOUVER    | 4-0      | R. Miller        |
|                    | 144 | Dec. 8  | New Jersey   | 2-0   | M. Brodeur      |             | 189 | Mar. 12 | St. Louis    | 1-0      | B. Elliott (SOW) |
|                    | 145 | Feb. 7  | NY Islanders | 2-0   | R. DiPietro     | 2015-16 (5) | 190 | Nov. 10 | COLORADO     | 4-0      | Berra            |
|                    | 146 | Mar. 12 | Phoenix      | 4-0   | M. Tellqvist    |             | 191 | Nov. 19 | SAN JOSE     | 1-0 (OT) | M. Jones         |
|                    | 147 | Mar. 21 | NY Rangers   | 5-0   | H. Lundqvist    |             | 192 | Nov. 21 | Ottawa       | 4-0      | C. Anderson      |
| 2007-08 (5)        | 148 | Nov. 5  | NY Rangers   | 2-0   | H. Lundqvist    |             | 193 | Mar. 3  | EDMONTON     | 4-0      | Talbot           |
|                    | 149 | Jan. 4  | New Jersey   | 3-0   | M. Brodeur      |             | 194 | Apr. 6  | Detroit      | 3-0      | Howard           |
|                    | 150 | Jan. 31 | NY RANGERS   | 4-0   | S. Valiquette   |             |     |         |              |          |                  |
|                    | 151 | Feb. 9  | NY RANGERS   | 2-0   | S. Valiquette   |             |     |         |              |          |                  |
|                    | 152 | Feb. 16 | Montreal     | 1-0   | C. Price        |             |     |         |              |          |                  |
| 2008-09 (3)        | 153 | Dec. 27 | Columbus     | 3-0   | S. Mason        |             |     |         |              |          |                  |
|                    | 154 | Jan. 31 | St. Louis    | 4-0   | C. Mason        |             |     |         |              |          |                  |
|                    | 155 | Mar. 1  | New Jersey   | 3-0   | M. Brodeur      |             |     |         |              |          |                  |
| 2009-10 (6)        | 156 | Nov. 28 | ATLANTA      | 2-0   | J. Hedberg      |             |     |         |              |          |                  |
|                    | 157 | Dec. 3  | Vancouver    | 3-0   | R. Luongo       |             |     |         |              |          |                  |
|                    | 158 | Dec. 10 | Ottawa       | 2-0   | B. Elliott      |             |     |         |              |          |                  |
|                    | 159 | Jan. 14 | TORONTO      | 4-0   | V. Toskala      |             |     |         |              |          |                  |
|                    | 160 | Feb. 3  | EDMONTON     | 1-0   | J. Deslauriers  |             |     |         |              |          |                  |

- For Flyers shutouts against in the Playoffs, see Flyers Playoff Section



# ALL-TIME FLYERS REGULAR SEASON OVERTIME DECISIONS 1983-2016

| GOAL SCORER        | DATE          | SCORE | OPPONENT         | TIME | RECORD |
|--------------------|---------------|-------|------------------|------|--------|
| Bobby Clarke       | Nov. 20, 1983 | 6-5   | vs. Pittsburgh   | 2:43 | 1-0    |
| Ilkka Sinisalo     | Jan. 5, 1984  | 7-6   | vs. Winnipeg     | 2:32 | 2-0    |
| Tim Kerr           | Feb. 19, 1984 | 3-2   | @ NY Rangers     | 1:33 | 3-0    |
| Phil Housley       | Feb. 21, 1984 | 4-5   | vs. Buffalo      | 4:09 | 3-1    |
| Paul MacLean       | Dec. 11, 1984 | 4-5   | @ Winnipeg       | 3:58 | 3-2    |
| Dave Poulin        | Mar. 5, 1985  | 5-4   | @ NY Islanders   | 2:18 | 4-2    |
| Murray Craven      | Nov. 17, 1985 | 5-4   | vs. NY Islanders | 3:52 | 5-2    |
| Murray Craven      | Dec. 22, 1985 | 3-2   | vs. Pittsburgh   | 2:12 | 6-2    |
| Jari Kurri         | Mar. 2, 1986  | 1-2   | @ Edmonton       | 1:29 | 6-3    |
| Doug Crossman      | Mar. 15, 1986 | 6-5   | @ Toronto        | 2:43 | 7-3    |
| Ilkka Sinisalo     | Apr. 5, 1986  | 4-3   | @ Pittsburgh     | 1:49 | 8-3    |
| Dave Poulin        | Mar. 26, 1987 | 3-2   | vs. Quebec       | 3:22 | 9-3    |
| Larry Murphy       | Apr. 4, 1987  | 2-3   | @ Washington     | 3:19 | 9-4    |
| Kelly Miller       | Jan. 31, 1988 | 0-1   | @ Washington     | 3:27 | 9-5    |
| Dave Brown         | Feb. 15, 1988 | 5-4   | vs. Hartford     | 3:35 | 10-5   |
| Dirk Graham        | Mar. 13, 1988 | 4-5   | @ Chicago        | 1:00 | 10-6   |
| Denis Savard       | Mar. 17, 1988 | 3-4   | vs. Chicago      | 0:37 | 10-7   |
| Ron Sutter         | Oct. 9, 1988  | 4-3   | vs. Buffalo      | 2:44 | 11-7   |
| Jim Peplinski      | Oct. 23, 1988 | 4-5   | vs. Calgary      | 4:23 | 11-8   |
| Joe Nieuwendyk     | Nov. 10, 1988 | 2-3   | vs. Calgary      | 1:29 | 11-9   |
| Bob Sweeney        | Nov. 24, 1988 | 1-2   | @ Boston         | 0:08 | 11-10  |
| Brett Hull         | Mar. 16, 1989 | 3-4   | vs. St. Louis    | 3:21 | 11-11  |
| Mario Lemieux      | Apr. 2, 1989  | 5-6   | vs. Pittsburgh   | 3:38 | 11-12  |
| Doug Smail         | Nov. 18, 1989 | 0-1   | vs. Winnipeg     | 1:32 | 11-13  |
| Ron Sutter         | Dec. 7, 1989  | 4-3   | vs. Buffalo      | 0:24 | 12-13  |
| Kirk Muller        | Dec. 22, 1989 | 4-5   | vs. New Jersey   | 1:18 | 12-14  |
| Gino Cavallini     | Jan. 4, 1990  | 4-5   | @ St. Louis      | 2:44 | 12-15  |
| Brian Leetch       | Jan. 14, 1990 | 3-4   | @ NY Rangers     | 1:16 | 12-16  |
| Dan Quinn          | Jan. 18, 1990 | 2-3   | vs. Vancouver    | 3:39 | 12-17  |
| Mike Bullard       | Feb. 3, 1990  | 7-6   | vs. Minnesota    | 4:51 | 13-17  |
| Murray Baron       | Mar. 13, 1991 | 5-4   | @ Vancouver      | 3:09 | 14-17  |
| Donald Audette     | Nov. 8, 1991  | 3-4   | @ Buffalo        | 1:29 | 14-18  |
| Brad Jones         | Dec. 22, 1991 | 4-3   | vs. Washington   | 1:10 | 15-18  |
| Vlacheslav Fetisov | Feb. 18, 1992 | 3-4   | @ New Jersey     | 1:42 | 15-19  |
| Tony Amonte        | Feb. 23, 1992 | 1-2   | @ NY Rangers     | 4:21 | 15-20  |
| Rod Brind'Amour    | Mar. 12, 1992 | 5-4   | vs. Calgary      | 1:54 | 16-20  |
| Andrew Cassels     | Apr. 15, 1992 | 3-4   | vs. Hartford     | 1:38 | 16-21  |
| Kevin Dineen       | Nov. 14, 1992 | 4-3   | @ Montreal       | 0:48 | 17-21  |
| Claude Boivin      | Dec. 3, 1992  | 3-2   | vs. Quebec       | 2:03 | 18-21  |
| Jaromir Jagr       | Dec. 17, 1992 | 4-5   | vs. Pittsburgh   | 2:50 | 18-22  |
| Ric Nattress       | Jan. 24, 1993 | 5-4   | vs. Hartford     | 2:37 | 19-22  |
| Bob Sweeney        | Jan. 26, 1993 | 3-4   | vs. Buffalo      | 2:23 | 19-23  |
| Dimitry Yushkevich | Apr. 16, 1993 | 5-4   | @ Hartford       | 1:25 | 20-23  |
| Pierre Turgeon     | Nov. 21, 1993 | 4-5   | vs. NY Islanders | 0:24 | 20-24  |
| Kevin Dineen       | Nov. 27, 1993 | 4-3   | @ Tampa Bay      | 0:34 | 21-24  |
| Guy Carbonneau     | Jan. 30, 1994 | 4-5   | @ Montreal       | 2:29 | 21-25  |
| Sergei Makarov     | Feb. 3, 1994  | 2-3   | vs. San Jose     | 3:13 | 21-26  |
| Eric Lindros       | Feb. 10, 1994 | 4-3   | vs. Florida      | 0:50 | 22-26  |
| Rod Brind'Amour    | Feb. 24, 1994 | 5-4   | vs. NY Islanders | 1:25 | 23-26  |
| Neal Broten        | Mar. 8, 1994  | 3-4   | vs. Dallas       | 2:43 | 23-27  |
| Garry Valk         | Mar. 27, 1994 | 2-3   | vs. Anaheim      | 0:24 | 23-28  |
| Ray Ferraro        | Feb. 2, 1995  | 4-5   | vs. NY Islanders | 1:43 | 23-29  |
| Eric Lindros       | Mar. 18, 1995 | 4-3   | @ Florida        | 2:13 | 24-29  |
| Rod Brind'Amour    | Apr. 16, 1995 | 4-3   | vs. Pittsburgh   | 1:30 | 25-29  |
| John LeClair       | Apr. 22, 1995 | 4-3   | @ New Jersey     | 0:54 | 26-29  |
| Chris Therien      | Nov. 19, 1995 | 3-2   | vs. Vancouver    | 0:32 | 27-29  |
| Kevin Haller       | Nov. 29, 1995 | 2-1   | @ Florida        | 4:30 | 28-29  |
| Bill Guerin        | Dec. 19, 1995 | 4-5   | @ New Jersey     | 2:13 | 28-30  |
| Steve Konowalchuk  | Jan. 28, 1996 | 2-3   | @ Washington     | 4:20 | 28-31  |
| Eric Desjardins    | Feb. 1, 1996  | 3-2   | vs. Montreal     | 4:30 | 29-31  |
| Bill Guerin        | Mar. 10, 1996 | 2-3   | vs. New Jersey   | 3:45 | 29-32  |
| Bob Corkum         | Mar. 29, 1996 | 6-5   | @ Buffalo        | 3:50 | 30-32  |
| Rod Brind'Amour    | Oct. 10, 1996 | 5-4   | vs. Los Angeles  | 0:33 | 31-32  |
| Eric Lindros       | Feb. 22, 1997 | 4-3   | @ Florida        | 4:03 | 32-32  |





# ALL-TIME FLYERS REGULAR SEASON OVERTIME DECISIONS 1983-2016

| GOAL SCORER        | DATE          | SCORE | OPPONENT         | TIME | RECORD |
|--------------------|---------------|-------|------------------|------|--------|
| Fredrik Olausson   | Mar. 8, 1997  | 2-3   | @ Pittsburgh     | 0:19 | 32-33  |
| Mike Peca          | Mar. 11, 1997 | 2-3   | @ Buffalo        | 0:42 | 32-34  |
| Eric Lindros       | Mar. 13, 1997 | 5-4   | vs. Edmonton     | 4:16 | 33-34  |
| Eric Lindros       | Oct. 13, 1997 | 3-2   | @ San Jose       | 1:49 | 34-34  |
| Michal Pivonka     | Jan. 31, 1998 | 2-3   | vs. Washington   | 2:23 | 34-35  |
| Alexandre Daigle   | Mar. 8, 1998  | 4-3   | vs. Pittsburgh   | 4:03 | 35-35  |
| Shjon Podein       | Mar. 22, 1998 | 5-4   | vs. NY Rangers   | 4:39 | 36-35  |
| Keith Jones        | Nov. 22, 1998 | 2-1   | @ Florida        | 0:26 | 37-35  |
| Dave Andreychuk    | Dec. 10, 1998 | 4-5   | vs. New Jersey   | 1:18 | 37-36  |
| Valeri Zelepukin   | Dec. 29, 1998 | 4-3   | @ Calgary        | 1:57 | 38-36  |
| Wendel Clark       | Mar. 28, 1999 | 2-3   | @ Detroit        | 2:26 | 38-37  |
| Bobby Holik        | Apr. 16, 1999 | 2-3   | @ New Jersey     | 3:27 | 38-38  |
| Brian Savage       | Oct. 14, 1999 | 4-5   | vs. Montreal     | 3:22 | 38-39  |
| Valeri Zelepukin   | Oct. 28, 1999 | 5-4   | vs. Colorado     | 4:51 | 39-39  |
| Mark Recchi        | Nov. 26, 1999 | 3-2   | vs. Toronto      | 4:08 | 40-39  |
| Adam Burt          | Dec. 29, 1999 | 3-2   | @ Vancouver      | 2:34 | 41-39  |
| John LeClair       | Feb. 12, 2000 | 3-2   | vs. Buffalo      | 2:26 | 42-39  |
| Luke Richardson    | Feb. 24, 2000 | 4-3   | vs. Pittsburgh   | 4:51 | 43-39  |
| Mariusz Czerkawski | Mar. 5, 2000  | 3-4   | vs. NY Islanders | 0:59 | 43-40  |
| Eric Desjardins    | Mar. 8, 2000  | 3-2   | @ Tampa Bay      | 3:49 | 44-40  |
| Jozef Stumpel      | Mar. 23, 2000 | 2-3   | vs. Los Angeles  | 1:20 | 44-41  |
| Mark Recchi        | Nov. 15, 2000 | 2-1   | @ Toronto        | 3:26 | 45-41  |
| Dan McGillis       | Nov. 17, 2000 | 3-2   | @ Atlanta        | 1:01 | 46-41  |
| Dan McGillis       | Dec. 23, 2000 | 2-1   | vs. Carolina     | 3:50 | 47-41  |
| Keith Primeau      | Jan. 8, 2001  | 2-1   | @ St. Louis      | 1:59 | 48-41  |
| Theoren Fleury     | Jan. 16, 2001 | 3-4   | @ NY Rangers     | 2:46 | 48-42  |
| Roman Hamrlik      | Feb. 22, 2001 | 3-4   | @ NY Islanders   | 4:42 | 48-43  |
| Brian Savage       | Apr. 5, 2001  | 2-3   | @ Montreal       | 3:49 | 48-44  |
| John LeClair       | Apr. 7, 2001  | 4-3   | vs. Pittsburgh   | 4:39 | 49-44  |
| John LeClair       | Nov. 10, 2001 | 3-2   | @ Florida        | 4:17 | 50-44  |
| Jozef Stumpel      | Nov. 29, 2001 | 2-3   | vs. Boston       | 3:22 | 50-45  |
| Mark Recchi        | Dec. 22, 2001 | 4-3   | vs. Carolina     | 0:27 | 51-45  |
| Denis Arhipov      | Jan. 24, 2002 | 2-3   | vs. Nashville    | 1:16 | 51-46  |
| Marty Murray       | Jan. 29, 2002 | 3-2   | vs. Pittsburgh   | 1:47 | 52-46  |
| Michael Peca       | Feb. 12, 2002 | 0-1   | vs. NY Islanders | 4:51 | 52-47  |
| John LeClair       | Nov. 5, 2002  | 2-1   | @ Carolina       | 1:56 | 53-47  |
| Justin Williams    | Nov. 30, 2002 | 2-1   | @ Montreal       | 4:53 | 54-47  |
| Brian Gionta       | Dec. 2, 2002  | 0-1   | vs. New Jersey   | 2:51 | 54-48  |
| Michal Handzus     | Dec. 5, 2002  | 3-2   | vs. NY Rangers   | 4:23 | 55-48  |
| Eric Desjardins    | Dec. 27, 2002 | 2-1   | @ Colorado       | 1:38 | 56-48  |
| Brian Rolston      | Jan. 25, 2003 | 0-1   | @ Boston         | 0:31 | 56-49  |
| Michal Handzus     | Feb. 13, 2003 | 4-3   | @ St. Louis      | 2:02 | 57-49  |
| Jeremy Roenick     | Mar. 1, 2003  | 3-2   | @ Boston         | 1:00 | 58-49  |
| Peter Forsberg     | Mar. 8, 2003  | 1-2   | vs. Colorado     | 0:26 | 58-50  |
| Peter Bondra       | Mar. 10, 2003 | 1-2   | @ Washington     | 0:21 | 58-51  |
| Rob Niedermayer    | Oct. 22, 2003 | 3-4   | @ Anaheim        | 1:10 | 58-52  |
| Marcus Ragnarsson  | Nov. 8, 2003  | 2-1   | @ NY Rangers     | 1:01 | 59-52  |
| Simon Gagne        | Nov. 13, 2003 | 4-3   | vs. Vancouver    | 1:47 | 60-52  |
| Dean McAmmond      | Dec. 16, 2003 | 2-3   | vs. Calgary      | 3:33 | 60-53  |
| Martin St. Louis   | Dec. 18, 2003 | 4-5   | vs. Tampa Bay    | 2:03 | 60-54  |
| Milan Hejduk       | Dec. 27, 2003 | 2-3   | @ Colorado       | 1:42 | 60-55  |
| Valeri Bure        | Jan. 8, 2004  | 3-4   | vs. Florida      | 2:56 | 60-56  |
| Glen Murray        | Feb. 28, 2004 | 2-3   | @ Boston         | 1:21 | 60-57  |
| Mike Rathje        | Oct. 14, 2005 | 6-5   | vs. Pittsburgh   | 3:17 | 61-57  |
| Mike Ribeiro       | Oct. 25, 2005 | 2-3   | @ Montreal       | 2:28 | 61-58  |
| Joni Pitkanen      | Oct. 27, 2005 | 5-4   | vs. Florida      | 1:13 | 62-58  |
| Joni Pitkanen      | Nov. 8, 2005  | 4-3   | vs. Boston       | 1:55 | 63-58  |
| Sidney Crosby      | Nov. 16, 2005 | 2-3   | vs. Pittsburgh   | 4:13 | 63-59  |
| Greg de Vries      | Nov. 18, 2005 | 5-6   | vs. Atlanta      | 3:05 | 63-60  |
| Sami Kapanen       | Dec. 28, 2005 | 4-3   | @ Atlanta        | 0:13 | 64-60  |
| Sami Kapanen       | Dec. 29, 2005 | 4-3   | @ Carolina       | 1:27 | 65-60  |
| Simon Gagne        | Jan. 5, 2006  | 4-3   | @ NY Rangers     | 0:07 | 66-60  |
| Alex Tanguay       | Jan. 14, 2006 | 3-4   | vs. Colorado     | 4:14 | 66-61  |
| Joni Pitkanen      | Jan. 30, 2006 | 3-2   | @ NY Rangers     | 1:28 | 67-61  |



# ALL-TIME FLYERS REGULAR SEASON OVERTIME DECISIONS 1983-2016

| GOAL SCORER        | DATE           | SCORE | OPPONENT           | TIME  | RECORD |
|--------------------|----------------|-------|--------------------|-------|--------|
| Jaromir Jagr       | Feb. 4, 2006   | 3-4   | vs. NY Rangers     | 1:24  | 67-62  |
| Daniel Briere      | Nov. 11, 2006  | 4-5   | @ Buffalo          | 0:21  | 67-63  |
| Wade Redden        | Nov. 22, 2006  | 2-3   | vs. Ottawa         | 4:39  | 67-64  |
| Brad Lukowich      | Feb. 1, 2007   | 5-6   | vs. New Jersey     | 4:10  | 67-65  |
| Simon Gagne        | Feb.10, 2007   | 4-3   | vs. St. Louis      | 0:27  | 68-65  |
| Glen Wesley        | Feb. 22, 2007  | 2-3   | @ Carolina         | 0:16  | 68-66  |
| Trent Hunter       | Feb. 27, 2007  | 5-6   | @ NY Islanders     | 4:29  | 68-67  |
| Scottie Upshall    | Mar. 1, 2007   | 4-3   | @ Boston           | 4:50  | 69-67  |
| Simon Gagne        | Mar. 6, 2007   | 5-4   | vs. New Jersey     | 1:47  | 70-67  |
| Bryan McCabe       | Apr. 3, 2007   | 2-3   | @ Toronto          | 2:18  | 70-68  |
| Simon Gagne        | Oct. 20, 2007  | 3-2   | vs. Carolina       | 0:48  | 71-68  |
| Nicklas Backstrom  | Nov. 23, 2007  | 3-4   | vs. Washington     | 1:55  | 71-69  |
| Aaron Ward         | Jan. 12, 2008  | 3-4   | vs. Boston         | 0:43  | 71-70  |
| Scott Hartnell     | Jan. 29, 2008  | 3-2   | vs. Los Angeles    | 4:31  | 72-70  |
| Olli Jokinen       | Feb. 23, 2008  | 1-2   | vs. Florida        | 3:44  | 72-71  |
| Pavel Kubina       | Mar. 11, 2008  | 3-4   | @ Toronto          | 4:04  | 72-72  |
| Aaron Ward         | Mar. 15, 2008  | 2-3   | @ Boston           | 2:17  | 72-73  |
| Michael Richards   | Mar. 25, 2008  | 2-1   | @ NY Rangers       | 2:16  | 73-73  |
| Pascal Dupuis      | Oct. 14, 2008  | 2-3   | @ Pittsburgh       | 4:49  | 73-74  |
| Dan Boyle          | Oct. 18, 2008  | 4-5   | @ San Jose         | 1:25  | 73-75  |
| Jeff Carter        | Oct. 25, 2008  | 3-2   | vs. New Jersey     | 3:44  | 74-75  |
| Jeff Carter        | Oct. 30, 2008  | 3-2   | vs. NY Islanders   | 4:37  | 75-75  |
| Michael Richards   | Nov. 22, 2008  | 4-3   | vs. Phoenix        | 1:35  | 76-75  |
| Sergei Samsonov    | Nov. 28, 2008  | 2-3   | vs. Carolina       | 3:53  | 76-76  |
| Michael Richards   | Dec. 2, 2008   | 4-3   | vs. Tampa Bay      | 2:05  | 77-76  |
| Patrik Elias       | Dec. 4, 2008   | 2-3   | vs. New Jersey     | 2:46  | 77-77  |
| Jeff Carter        | Dec. 6, 2008   | 2-1   | @ Carolina         | 3:34  | 78-77  |
| Randy Jones        | Feb. 7, 2009   | 4-3   | @ Boston           | 3:00  | 79-77  |
| Mathieu Schneider  | Feb. 27, 2009  | 3-4   | vs. Montreal       | 3:21  | 79-78  |
| Danny Briere       | Oct. 6, 2009   | 6-5   | vs. Washington     | 3:52  | 80-78  |
| Marco Sturm        | Jan. 1, 2010   | 1-2   | @ Boston           | 1:57  | 80-79  |
| Simon Gagne        | Feb. 10, 2010  | 3-2   | @ New Jersey       | 3:27  | 81-79  |
| Tim Connolly       | Mar. 5, 2010   | 2-3   | @ Buffalo          | 2:31  | 81-80  |
| Kyle Brodziak      | Mar. 25, 2010  | 3-4   | vs. Minnesota      | 2:33  | 81-81  |
| Carlo Colaiacovo   | Oct. 9, 2010   | 1-2   | @ St. Louis        | 1:47  | 81-82  |
| Mike Green         | Nov. 7, 2010   | 2-3   | @ Washington       | 0:29  | 81-83  |
| Michael Richards   | Dec. 11, 2010  | 2-1   | @ Boston           | 4:57  | 82-83  |
| Andrej Meszaros    | Jan. 18, 2011  | 3-2   | vs. Washington     | 1:07  | 83-83  |
| Shane Doan         | Feb. 22, 2011  | 2-3   | vs. Phoenix        | 2:41  | 83-84  |
| Andrej Meszaros    | Feb. 24, 2011  | 4-3   | vs. N.Y. Islanders | 4:42  | 84-84  |
| Ron Hainsey        | Mar. 12, 2011  | 4-5   | vs. Atlanta        | 1:17  | 84-85  |
| Thomas Vanek       | Apr. 8, 2011   | 3-4   | @ Buffalo          | 1:16  | 84-86  |
| Jack Johnson       | Oct. 15, 2011  | 2-3   | vs. Los Angeles    | 1:39  | 84-87  |
| Brett Connolly     | Nov. 9, 2011   | 1-2   | @ Tampa Bay        | 2:30  | 84-88  |
| Danny Briere       | Nov. 23, 2011  | 4-3   | @ NY Islanders     | 2:34  | 85-88  |
| Claude Giroux      | Dec. 2, 2011   | 4-3   | @ Anaheim          | 3:29  | 86-88  |
| Claude Giroux      | Dec. 7, 2011   | 5-4   | @ Buffalo          | 2:37  | 87-88  |
| Danny Briere       | Jan. 7, 2012   | 3-2   | vs. Ottawa         | 4:54  | 88-88  |
| Jaromir Jagr       | Feb. 21, 2012  | 5-4   | @ Winnipeg         | 4:16  | 89-88  |
| Scott Hartnell     | Mar. 18, 2012  | 3-2   | vs. Pittsburgh     | 4:59* | 90-88  |
| Danny Briere       | Feb. 9, 2013   | 4-3   | vs. Carolina       | 1:47  | 91-88  |
| Tyler Kennedy      | Mar. 24, 2013  | 1-2   | @ Pittsburgh       | 2:33  | 91-89  |
| Ruslan Fedotenko   | Mar. 31, 2013  | 5-4   | vs. Washington     | 1:34  | 92-89  |
| Manny Malhotra     | Nov. 5, 2013   | 2-1   | @ Carolina         | 2:40  | 92-90  |
| Brayden Schenn     | Jan. 7, 2014   | 3-2   | @ New Jersey       | 1:50  | 93-90  |
| Vincent Lecavalier | March 2, 2014  | 5-4   | @ Washington       | 2:45  | 94-90  |
| Joffrey Lupul      | March 8, 2014  | 4-3   | @ Toronto          | 2:21  | 94-91  |
| Claude Giroux      | March 18, 2014 | 3-2   | vs. Chicago        | 4:55  | 95-91  |
| Mark Streit        | April 12, 2014 | 4-3   | @ Pittsburgh       | 2:10  | 96-91  |
| Claude Giroux      | Oct. 18, 2014  | 6-5   | @ Dallas           | 2:49  | 97-91  |
| Brayden Schenn     | Oct. 28, 2014  | 3-2   | vs. Los Angeles    | 2:36  | 98-91  |
| Kevin Connauton    | Dec. 9, 2014   | 2-3   | @ Columbus         | 1:58  | 98-92  |
| Jake Voracek       | Dec. 21, 2014  | 4-3   | @ Winnipeg         | 0:10  | 99-92  |
| Ryan O'Reilly      | Dec. 31, 2014  | 3-4   | @ Colorado         | 4:40  | 99-93  |



# ALL-TIME FLYERS REGULAR SEASON OVERTIME DECISIONS 1983-2016

| GOAL SCORER         | DATE          | SCORE | OPPONENT       | TIME | RECORD  |
|---------------------|---------------|-------|----------------|------|---------|
| Jake Voracek        | Jan. 8, 2015  | 3-2   | vs. Washington | 1:28 | 100-93  |
| Claude Giroux       | Jan. 20, 2015 | 3-2   | vs. Pittsburgh | 3:57 | 101-93  |
| David Desharnais    | Feb. 10, 2015 | 1-2   | @ Montreal     | 3:27 | 101-94  |
| Artem Anisimov      | Feb. 13, 2015 | 3-4   | @ Columbus     | 2:17 | 101-95  |
| Jiri Hudler         | Mar. 3, 2015  | 2-3   | vs. Calgary    | 1:23 | 101-96  |
| Brad Marchand       | Mar. 7, 2015  | 2-3   | @ Boston       | 3:52 | 101-97  |
| Ryan Nugent-Hopkins | Mar. 21, 2015 | 4-5   | @ Edmonton     | 2:46 | 101-98  |
| Jason Garrison      | Oct. 8, 2015  | 2-3   | @ Tampa Bay    | 2:17 | 101-99  |
| Claude Giroux       | Oct. 21, 2015 | 5-4   | @ Boston       | 2:09 | 102-99  |
| Zemgus Girgensons   | Oct. 27, 2015 | 3-4   | vs. Buffalo    | 2:29 | 102-100 |
| Mikael Backlund     | Nov. 5, 2015  | 1-2   | @ Calgary      | 0:35 | 102-101 |
| Jake Voracek        | Nov. 14, 2015 | 3-2   | @ Carolina     | 0:37 | 103-101 |
| Melker Karlsson     | Nov. 19, 2015 | 0-1   | vs. San Jose   | 3:45 | 103-102 |
| Shayne Gostisbehere | Nov. 23, 2015 | 3-2   | vs. Carolina   | 0:24 | 104-102 |
| Shayne Gostisbehere | Nov. 27, 2015 | 3-2   | vs. Nashville  | 4:08 | 105-102 |
| Matt Read           | Dec. 4, 2015  | 4-3   | @ New Jersey   | 3:24 | 106-102 |
| Shayne Gostisbehere | Dec. 15, 2015 | 4-3   | vs. Carolina   | 1:42 | 107-102 |
| Michael Del Zotto   | Jan. 7, 2016  | 4-3   | @ Minnesota    | 4:23 | 108-102 |
| Jakub Voracek       | Jan. 27, 2016 | 4-3   | @ Washington   | 0:38 | 109-102 |
| Adam Henrique       | Feb. 13, 2016 | 1-2   | vs. New Jersey | 2:58 | 109-103 |
| Shayne Gostisbehere | Feb. 20, 2016 | 5-4   | @ Toronto      | 0:29 | 110-103 |
| Claude Giroux       | Mar. 28, 2016 | 3-2   | vs. Winnipeg   | 4:46 | 111-103 |
| Jake Gardiner       | Apr. 7, 2016  | 3-4   | vs. Toronto    | 2:51 | 111-104 |

\*Goal scored with 0:00.9 remaining; is the franchise record for latest overtime goal.



# FLYERS YEAR-BY-YEAR SHOOTOUT RESULTS 1967-2016

## 2015-16 SHOOTOUT RESULTS (11 GAMES, 3-8 RECORD)

| DATE      | OPP.    | RESULT | FINAL | SO  | FLY | OPP | DECIDING GOAL | GOALTENDERS      |
|-----------|---------|--------|-------|-----|-----|-----|---------------|------------------|
| Oct. 24th | vs. NYR | W      | 3-2   | 2-1 | 2/3 | 1/3 | C. Giroux     | Mason/ Lundqvist |
| Nov. 17th | vs. LAK | L      | 2-3   | 0-1 | 0/3 | 1/2 | A. Kopitar    | Mason/Quick      |
| Dec. 8th  | vs. NYI | L      | 3-4   | 0-1 | 0/3 | 1/2 | K. Okposo     | Neuvirth/ Halak  |
| Dec. 19th | @ CBJ   | L      | 2-3   | 1-2 | 1/6 | 2/6 | B. Dubinsky   | Mason/ Korpisalo |
| Jan. 16th | vs. NYR | L      | 2-3   | 0-1 | 0/3 | 1/2 | M. Zuccarello | Mason/ Lundqvist |
| Jan. 17th | @ DET   | W      | 2-1   | 2-1 | 2/3 | 1/3 | J. Voracek    | Neuvirth/ Mrezek |
| Feb. 6th  | vs. NYR | L      | 2-3   | 0-2 | 0/2 | 2/2 | M. Zuccarello | Mason/Lundqvist  |
| Feb. 19th | @ MTL   | L      | 2-3   | 1-2 | 1/5 | 2/5 | P. Byron      | Neuvirth/ Condon |
| Mar. 12th | @ FLA   | L      | 4-5   | 0-2 | 0/2 | 2/2 | N. Bjugstad   | Mason/ Luongo    |
| Mar. 22nd | @ CBJ   | L      | 2-3   | 0-1 | 0/5 | 1/5 | B. Jenner     | Mason/ Bobrovsky |
| Mar. 30th | vs. WSH | W      | 2-1   | 2-0 | 2/2 | 0/2 | N. Cousins    | Mason/ Holtby    |

| Team Totals | Goals | Att. | Pct.  |
|-------------|-------|------|-------|
| FLYERS      | 8     | 37   | 21.6% |
| Opponent    | 14    | 34   | 41.2% |

## 2014-15 SHOOTOUT RESULTS (14 GAMES, 3-11 RECORD)

| DATE    | OPP.    | RESULT | FINAL | SO  | FLY | OPP | DECIDING GOAL    | GOALTENDERS    |
|---------|---------|--------|-------|-----|-----|-----|------------------|----------------|
| Oct. 11 | vs. MTL | L      | 3-4   | 0-2 | 0/2 | 2/3 | P.A. Parenteau   | Price/Emery    |
| Oct. 14 | vs. ANA | L      | 3-4   | 1-2 | 1/4 | 2/4 | William Karlsson | Andersen/Mason |
| Nov. 24 | @ NYI   | L      | 0-1   | 0-2 | 0/2 | 2/3 | Frans Nielsen    | Halak/Mason    |
| Dec. 3  | @ ANA   | L      | 4-5   | 1-2 | 1/3 | 2/2 | Corey Perry      | Andersen/Mason |
| Dec. 18 | vs. FLA | L      | 1-2   | 1-2 | 1/6 | 2/6 | Dave Bolland     | Luongo/Mason   |
| Jan. 6  | vs. OTT | W      | 2-1   | 2-1 | 2/5 | 1/5 | Wayne Simmonds   | Mason/Andersen |
| Jan. 27 | vs. ARI | W      | 4-3   | 1-0 | 1/3 | 0/3 | Wayne Simmonds   | Mason/Smith    |
| Feb. 5  | vs. NYI | L      | 2-3   | 1-2 | 1/7 | 2/7 | Cal Clutterbuck  | Halak/Mason    |
| Feb. 19 | vs. BUF | L      | 2-3   | 1-2 | 1/4 | 2/4 | Brian Flynn      | Neuvirth/Emery |
| Feb. 21 | vs. NSH | W      | 3-2   | 2-0 | 2/2 | 0/2 | Jakub Voracek    | Zepp/Rinne     |
| Mar. 12 | @ STL   | L      | 0-1   | 0-2 | 0/2 | 2/2 | T.J. Oshie       | Elliot/Mason   |
| Mar. 15 | @ OTT   | L      | 1-2   | 0-1 | 0/3 | 1/3 | Bobby Ryan       | Hammond/Emery  |
| Mar. 28 | vs. SJS | L      | 2-3   | 1-2 | 1/5 | 2/5 | Brett Burns      | Stalock/Mason  |
| Apr. 4  | @ CAR   | L      | 2-3   | 1-2 | 1/3 | 2/3 | Chris Terry      | Ward/Emery     |

| Team Totals | Goals | Att. | Pct.  |
|-------------|-------|------|-------|
| FLYERS      | 12    | 51   | 23.5% |
| Opponent    | 22    | 52   | 42.3% |

## 2013-14 SHOOTOUT RESULTS (11 GAMES, 3-8 RECORD)

| DATE    | OPP.    | RESULT | FINAL | SO  | FLY | OPP | DECIDING GOAL      | GOALTENDERS     |
|---------|---------|--------|-------|-----|-----|-----|--------------------|-----------------|
| Nov. 15 | @ WPG   | L      | 2-3   | 1-2 | 1/5 | 2/5 | Bryan Little       | Pavelec/Mason   |
| Nov. 30 | @ NSH   | W      | 3-2   | 1-0 | 1/2 | 0/3 | Vincent Lecavalier | Mazanec/Mason   |
| Dec. 9  | @ OTT   | L      | 4-5   | 0-1 | 0/3 | 1/3 | Jason Spezza       | Andersen/Mason  |
| Dec. 15 | @ WSH   | L      | 4-5   | 1-2 | 1/3 | 2/3 | Nicklas Backstrom  | Grubauer/Mason  |
| Dec. 28 | @ EDM   | W      | 4-3   | 2-1 | 2/3 | 1/3 | Michael Raffl      | Bryzgalov/Mason |
| Dec. 30 | @ VAN   | W      | 4-3   | 1-0 | 1/2 | 0/3 | Vincent Lecavalier | Lack/Mason      |
| Jan. 16 | vs. NSH | L      | 3-4   | 2-3 | 2/7 | 3/7 | Roman Josi         | Hutton/Mason    |
| Jan. 20 | @ NYI   | L      | 3-4   | 2-3 | 2/4 | 3/4 | Kyle Okposo        | Nilsson/Emery   |
| Mar. 30 | vs. BOS | L      | 3-4   | 1-2 | 1/5 | 2/5 | Reilly Smith       | Rask/Mason      |
| Apr. 1  | @ STL   | L      | 0-1   | 0-2 | 0/2 | 2/3 | T.J. Oshie         | Miller/Emery    |
| Apr. 13 | vs. CAR | L      | 5-6   | 0-1 | 0/3 | 1/2 | Eric Staal         | Khudobin/Heeter |

| Team Totals | Goals | Att. | Pct.  |
|-------------|-------|------|-------|
| FLYERS      | 11    | 39   | 28.2% |
| Opponent    | 17    | 41   | 41.5% |

## 2012-13 SHOOTOUT RESULTS (3 GAMES, 1-2 RECORD)

| DATE    | OPP.    | RESULT | FINAL | SO  | FLY | OPP | DECIDING GOAL      | GOALTENDERS        |
|---------|---------|--------|-------|-----|-----|-----|--------------------|--------------------|
| Feb. 7  | vs. FLA | L      | 2-3   | 0-2 | 0/2 | 2/2 | Jonathan Huberdeau | Theodore/Bryzgalov |
| Mar. 15 | vs. NJD | W      | 2-1   | 2-1 | 2/3 | 1/3 | Claude Giroux      | Hedberg/Bryzgalov  |
| Mar. 28 | vs. NYI | L      | 3-4   | 1-2 | 1/4 | 2/4 | Josh Bailey        | Nabokov/Bryzgalov  |

| Team Totals | Goals | Att. | Pct.  |
|-------------|-------|------|-------|
| FLYERS      | 3     | 9    | 33.3% |
| Opponent    | 5     | 9    | 55.6% |



# FLYERS YEAR-BY-YEAR SHOOTOUT RESULTS 1967-2016

## 2011-12 SHOOTOUT RESULTS (11 GAMES, 4-7 RECORD)

| DATE               | OPP.         | RESULT      | FINAL       | SO  | FLY | OPP | DECIDING GOAL    | GOALTENDERS          |
|--------------------|--------------|-------------|-------------|-----|-----|-----|------------------|----------------------|
| Nov. 3             | vs. NJD      | L           | 3-4         | 1-2 | 1/3 | 2/3 | Patrik Elias     | Hedberg/Bobrovsky    |
| Dec. 19            | @ COL        | L           | 2-3         | 2-3 | 2/3 | 3/3 | Ryan O'Reilly    | Giguere/Bryzgalov    |
| Jan. 22            | vs. BOS      | L           | 5-6         | 1-2 | 1/3 | 2/2 | Tyler Seguin     | Thomas/Bryzgalov     |
| Jan. 24            | @ FLA        | W           | 3-2         | 1-0 | 1/3 | 0/3 | Claude Giroux    | Clemmensen/Bobrovsky |
| Jan. 31            | vs. WPG      | L           | 1-2         | 0-1 | 0/3 | 1/3 | Bryan Little     | Pavelec/Bryzgalov    |
| Feb. 7             | vs. NYI      | L           | 0-1         | 0-2 | 0/2 | 2/2 | Frans Nielsen    | Nabokov/Bryzgalov    |
| Feb. 25            | @ CGY        | W           | 5-4         | 2-1 | 2/5 | 1/5 | Matt Read        | Kiprusoff/Bryzgalov  |
| Mar. 10            | @ TOR        | W           | 1-0         | 1-0 | 1/2 | 0/3 | Claude Giroux    | Gustavsson/Bryzgalov |
| Mar. 17            | @ BOS        | L           | 2-3         | 2-3 | 2/3 | 3/3 | Patrice Bergeron | Thomas/Bryzgalov     |
| Mar. 22            | vs. WSH      | W           | 2-1         | 2-1 | 2/4 | 1/4 | Wayne Simmonds   | Holtby/Bryzgalov     |
| Mar. 31            | vs. OTT      | L           | 3-4         | 1-2 | 1/3 | 2/2 | Jason Spezza     | Anderson/Bobrovsky   |
| <b>Team Totals</b> | <b>Goals</b> | <b>Att.</b> | <b>Pct.</b> |     |     |     |                  |                      |
| FLYERS             | 13           | 34          | 38.2%       |     |     |     |                  |                      |
| Opponent           | 17           | 33          | 51.5%       |     |     |     |                  |                      |

## 2010-11 SHOOTOUT RESULTS (10 GAMES, 3-7 RECORD)

| DATE               | OPP.         | RESULT      | FINAL       | SO  | FLY | OPP | DECIDING GOAL    | GOALTENDERS          |
|--------------------|--------------|-------------|-------------|-----|-----|-----|------------------|----------------------|
| Nov. 20            | @ WSH        | W           | 5-4         | 1-0 | 1/2 | 0/3 | Danny Briere     | Neuvirth/Boucher     |
| Nov. 26            | vs. CGY      | L           | 2-3         | 1-2 | 1/3 | 2/3 | Rene Bourque     | Kiprusoff/Bobrovsky  |
| Nov. 27            | @ NJD        | L           | 1-2         | 1-2 | 1/4 | 2/4 | Travis Zajac     | Hedberg/Boucher      |
| Dec. 8             | vs. SJS      | L           | 4-5         | 0-2 | 0/2 | 2/2 | Logan Couture    | Niittymaki/Bobrovsky |
| Feb. 15            | @ TBL        | W           | 4-3         | 2-1 | 2/7 | 1/7 | Kimmo Timonen    | Rolosen/Boucher      |
| Mar. 17            | @ ATL        | L           | 3-4         | 0-2 | 0/2 | 2/3 | Rob Schremp      | Pavelec/Boucher      |
| Mar. 19            | @ DAL        | W           | 3-2         | 2-1 | 2/6 | 1/6 | Ville Leino      | Lehtonen/Bobrovsky   |
| Mar. 22            | vs. WSH      | L           | 4-5         | 2-3 | 2/3 | 3/3 | Alexander Semin  | Neuvirth/Boucher     |
| Mar. 24            | vs. PIT      | L           | 1-2         | 1-2 | 1/4 | 2/4 | Chris Kunitz     | Fleury/Bobrovsky     |
| Apr. 3             | vs. NYR      | L           | 2-3         | 0-2 | 0/2 | 2/2 | Erik Christensen | Lundqvist/Bobrovsky  |
| <b>Team Totals</b> | <b>Goals</b> | <b>Att.</b> | <b>Pct.</b> |     |     |     |                  |                      |
| FLYERS             | 10           | 35          | 28.6%       |     |     |     |                  |                      |
| Opponent           | 17           | 37          | 45.9%       |     |     |     |                  |                      |

## 2009-10 SHOOTOUT RESULTS (7 GAMES, 4-3 RECORD)

| DATE               | OPP.         | RESULT      | FINAL       | SO  | FLY | OPP | DECIDING GOAL  | GOALTENDERS       |
|--------------------|--------------|-------------|-------------|-----|-----|-----|----------------|-------------------|
| Oct. 10            | vs. ANA      | L           | 2-3         | 0-1 | 0/3 | 1/2 | Teemu Selanne  | Hiller/Emery      |
| Oct. 22            | vs. BOS      | W           | 4-3         | 1-0 | 1/3 | 0/3 | Claude Giroux  | Rask/Emery        |
| Nov. 7             | vs. STL      | W           | 2-1         | 2-1 | 2/4 | 1/4 | Mika Pyoralala | Mason/Emery       |
| Dec. 17            | vs. PIT      | L           | 2-3         | 0-2 | 0/2 | 2/2 | Kris Letang    | Fleury/Boucher    |
| Dec. 26            | @ CAR        | W           | 4-3         | 2-0 | 2/2 | 0/2 | Danny Briere   | Ward/Leighton     |
| Mar. 16            | @ NSH        | L           | 3-4         | 0-1 | 0/3 | 1/2 | Martin Erat    | Rinne/Boucher     |
| Apr. 11            | vs. NYR      | W           | 2-1         | 2-1 | 2/3 | 1/3 | Claude Giroux  | Lundqvist/Boucher |
| <b>Team Totals</b> | <b>Goals</b> | <b>Att.</b> | <b>Pct.</b> |     |     |     |                |                   |
| FLYERS             | 7            | 20          | 35.0%       |     |     |     |                |                   |
| Opponent           | 6            | 18          | 33.3%       |     |     |     |                |                   |

## 2008-09 SHOOTOUT RESULTS (10 GAMES, 4-6 RECORD)

| DATE               | OPP.         | RESULT      | FINAL       | SO  | FLY | OPP | DECIDING GOAL      | GOALTENDERS           |
|--------------------|--------------|-------------|-------------|-----|-----|-----|--------------------|-----------------------|
| Oct. 22            | vs. SJS      | L           | 6-7         | 0-2 | 0/2 | 2/2 | Joe Pavelski       | Nabokov/Biron         |
| Nov. 13            | @ PIT        | L           | 4-5         | 0-1 | 0/6 | 1/6 | Alex Goligoski     | Sabourin/Biron        |
| Dec. 11            | vs. CAR      | W           | 6-5         | 2-0 | 2/2 | 0/2 | Simon Gagne        | Leighton/Biron        |
| Dec. 21            | @ NJD        | L           | 2-3         | 1-2 | 1/5 | 2/5 | Travis Zajac       | Clemmensen/Niittymaki |
| Jan. 2             | @ ANA        | W           | 5-4         | 1-0 | 1/2 | 0/3 | Michael Richards   | Giguere/Biron         |
| Jan. 3             | @ LAK        | L           | 1-2         | 0-2 | 0/2 | 2/3 | Patrick O'Sullivan | Quick/Niittymaki      |
| Jan. 6             | @ WSH        | L           | 1-2         | 0-1 | 0/3 | 1/3 | Viktor Kozlov      | Theodore/Biron        |
| Jan. 16            | @ FLA        | W           | 3-2         | 1-0 | 1/2 | 0/3 | Simon Gagne        | Vokoun/Niittymaki     |
| Mar. 28            | @ NYI        | W           | 4-3         | 2-1 | 2/2 | 1/3 | Michael Richards   | Danis/Biron           |
| Apr. 4             | @ OTT        | L           | 3-4         | 1-2 | 1/5 | 2/5 | Mike Fisher        | Auld/Niittymaki       |
| <b>Team Totals</b> | <b>Goals</b> | <b>Att.</b> | <b>Pct.</b> |     |     |     |                    |                       |
| FLYERS             | 8            | 31          | 25.8%       |     |     |     |                    |                       |
| Opponent           | 11           | 35          | 31.4%       |     |     |     |                    |                       |



# FLYERS YEAR-BY-YEAR SHOOTOUT RESULTS 1967-2016

## 2007-08 SHOOTOUT RESULTS (9 GAMES, 3-6 RECORD)

| DATE               | OPP.         | RESULT      | FINAL       | SO  | FLY | OPP | DECIDING GOAL       | GOALTENDERS            |
|--------------------|--------------|-------------|-------------|-----|-----|-----|---------------------|------------------------|
| Nov. 15            | vs. NYR      | L           | 3-4         | 0-1 | 0/3 | 1/2 | Brendan Shanahan    | Lundqvist/Biron        |
| Dec. 15            | vs. CAR      | L           | 5-6         | 2-3 | 2/3 | 3/3 | Rod Brind'Amour     | Grahame/Biron          |
| Dec. 22            | vs. BUF      | L           | 5-6         | 0-1 | 0/3 | 1/2 | Ales Kotalik        | Miller/Biron           |
| Feb. 19            | @ OTT        | L           | 2-3         | 1-2 | 1/3 | 2/3 | Jason Spezza        | Emery/Biron            |
| Feb. 25            | @ BUF        | W           | 4-3         | 2-1 | 2/3 | 1/3 | Danny Briere        | Miller/Biron           |
| Mar. 2             | @ NYR        | L           | 4-5         | 0-2 | 0/2 | 2/2 | Brendan Shanahan    | Valiquette/Biron       |
| Mar. 21            | vs. NYR      | W           | 4-3         | 2-0 | 2/2 | 0/2 | Michael Richards    | Valiquette/Biron       |
| Mar. 28            | @ NJD        | L           | 4-5         | 2-3 | 2/3 | 3/3 | Jamie Langenbrunner | Brodeur/Biron          |
| Mar. 29            | @ NYI        | W           | 4-3         | 1-0 | 1/3 | 0/3 | Danny Briere        | Dubielewicz/Niittymaki |
| <b>Team Totals</b> | <b>Goals</b> | <b>Att.</b> | <b>Pct.</b> |     |     |     |                     |                        |
| FLYERS             | 10           | 25          | 40.0%       |     |     |     |                     |                        |
| Opponent           | 13           | 23          | 56.5%       |     |     |     |                     |                        |

## 2006-07 SHOOTOUT RESULTS (7 GAMES, 1-6 RECORD)

| DATE               | OPP.         | RESULT      | FINAL       | SO  | FLY  | OPP  | DECIDING GOAL      | GOALTENDERS          |
|--------------------|--------------|-------------|-------------|-----|------|------|--------------------|----------------------|
| Oct. 7             | vs. NYR      | L           | 4-5         | 0-1 | 0/13 | 1/13 | Marcel Hossa       | Lundqvist/Niittymaki |
| Oct. 26            | vs. ATL      | W           | 3-2         | 2-1 | 2/3  | 1/3  | Peter Forsberg     | Lehtonen/Niittymaki  |
| Dec. 2             | vs. NJD      | L           | 3-4         | 0-2 | 0/2  | 2/2  | Zach Parise        | Brodeur/Niittymaki   |
| Jan. 20            | @ NJD        | L           | 3-4         | 0-1 | 0/3  | 1/2  | Brian Gionta       | Brodeur/Niittymaki   |
| Jan. 30            | vs. TBL      | L           | 3-4         | 0-2 | 0/2  | 2/2  | Vincent Lecavalier | Holmqvist/Esche      |
| Feb. 8             | vs. PIT      | L           | 4-5         | 0-1 | 0/3  | 1/3  | Sidney Crosby      | Feury/Niittymaki     |
| Mar. 4             | @ PIT        | L           | 3-4         | 0-2 | 0/2  | 2/3  | Erik Christensen   | Feury/Biron          |
| <b>Team Totals</b> | <b>Goals</b> | <b>Att.</b> | <b>Pct.</b> |     |      |      |                    |                      |
| FLYERS             | 2            | 28          | 7.1%        |     |      |      |                    |                      |
| Opponent           | 10           | 28          | 35.7%       |     |      |      |                    |                      |

## 2005-06 SHOOTOUT RESULTS (10 GAMES, 4-6 RECORD)

| DATE               | OPP.         | RESULT      | FINAL       | SO  | FLY | OPP | DECIDING GOAL    | GOALTENDERS          |
|--------------------|--------------|-------------|-------------|-----|-----|-----|------------------|----------------------|
| Dec. 3             | @ NSH        | L           | 3-4         | 0-2 | 0/2 | 2/2 | Steve Sullivan   | Vokoun/Niittymaki    |
| Dec. 6             | vs. CGY      | W           | 1-0         | 1-0 | 1/2 | 0/3 | Michael Richards | Kiprusoff/Niittymaki |
| Dec. 19            | vs. BUF      | L           | 1-2         | 1-2 | 1/4 | 2/4 | Maxim Afinogenov | Miller/Niittymaki    |
| Dec. 26            | @ FLA        | W           | 3-2         | 1-0 | 1/4 | 0/4 | Michal Handzus   | Luongo/Niittymaki    |
| Dec. 31            | @ WSH        | L           | 3-4         | 1-2 | 1/3 | 2/3 | Brian Willisie   | Kolzig/Niittymaki    |
| Jan. 17            | vs. CAR      | L           | 3-4         | 2-3 | 2/4 | 3/4 | Rod Brind'Amour  | Gerber/Niittymaki    |
| Mar. 1             | @ NJD        | L           | 1-2         | 0-1 | 0/3 | 1/2 | Viktor Kozlov    | Brodeur/Esche        |
| Mar. 6             | vs. MTL      | W           | 5-4         | 2-1 | 2/4 | 1/4 | Petr Nedved      | Huet/Esche           |
| Mar. 8             | vs. CAR      | W           | 3-2         | 2-1 | 2/4 | 1/4 | Simon Gagne      | Gerber/Niittymaki    |
| Apr. 4             | @ NYR        | L           | 2-3         | 1-2 | 1/3 | 2/2 | Petr Sykora      | Weekes/Esche         |
| <b>Team Totals</b> | <b>Goals</b> | <b>Att.</b> | <b>Pct.</b> |     |     |     |                  |                      |
| FLYERS             | 11           | 33          | 33.3%       |     |     |     |                  |                      |
| Opponent           | 14           | 32          | 43.8%       |     |     |     |                  |                      |



# FLYERS YEAR-BY-YEAR SHOOTOUT RESULTS 1967-2016

## FLYERS ALL-TIME SHOOTOUT GOALTENDING

| GOALTENDER         | GAMES      | WON       | LOST      | GA         | SA         | SAVE %       |
|--------------------|------------|-----------|-----------|------------|------------|--------------|
| *Steve Mason       | 25         | 7         | 18        | 36         | 93         | 0.613        |
| Antero Niittymaki  | 17         | 6         | 11        | 22         | 66         | 0.667        |
| Martin Biron       | 14         | 4         | 10        | 20         | 40         | 0.500        |
| Ilya Bryzgalov     | 11         | 4         | 7         | 18         | 34         | 0.471        |
| Ray Emery          | 9          | 2         | 7         | 13         | 30         | 0.567        |
| Brian Boucher      | 8          | 3         | 5         | 12         | 27         | 0.556        |
| Sergei Bobrovsky   | 8          | 2         | 6         | 13         | 25         | 0.480        |
| Robert Esche       | 4          | 1         | 3         | 6          | 10         | 0.400        |
| *Michal Neuvirth   | 3          | 1         | 2         | 4          | 10         | 0.600        |
| Michael Leighton   | 2          | 2         | 0         | 0          | 4          | 1.000        |
| Cal Heeter         | 1          | 0         | 1         | 1          | 2          | 0.500        |
| Rob Zepp           | 1          | 1         | 0         | 0          | 2          | 1.000        |
| <b>Team Totals</b> | <b>103</b> | <b>33</b> | <b>70</b> | <b>145</b> | <b>343</b> | <b>0.577</b> |

\* = Still active on Flyers Roster

## FLYERS ALL-TIME SHOOTOUT SCORING

| PLAYER               | GOALS     | SHOTS      | SHOOTING %   | GDD       |  |
|----------------------|-----------|------------|--------------|-----------|--|
| Jason Akeson         | 0         | 1          | 0.0%         |           |  |
| Danny Briere         | 12        | 33         | 36.4%        | 4         | 2/25/08, 3/29/08, 12/26/09, 11/20/10                   |
| Kyle Calder          | 0         | 1          | 0.0%         |           |  |
| Jeff Carter          | 3         | 19         | 15.8%        |           |  |
| *Nick Cousins        | 3         | 5          | 60.0%        | 1         | 3/30/16  |
| *Sean Couturier      | 2         | 15         | 13.3%        |           |  |
| Peter Forsberg       | 4         | 12         | 33.3%        | 1         | 10/26/06   |
| Simon Gagne          | 5         | 19         | 26.3%        | 3         | 3/8/06, 12/11/08, 1/16/09                              |
| Sam Gagner           | 2         | 6          | 33.3%        |           |  |
| *Claude Giroux       | 20        | 61         | 32.8%        | 6         | 10/22/09, 4/11/10, 1/24/12, 3/10/12, 3/15/13, 10/24/15 |
| *Shayne Gostisbehere | 0         | 1          | 0.0%         |           |  |
| Michal Handzus       | 2         | 4          | 50.0%        | 1         | 12/26/05   |
| Scott Hartnell       | 0         | 1          | 0.0%         |           |  |
| Jaromir Jagr         | 0         | 1          | 0.0%         |           |  |
| Sami Kapanen         | 0         | 1          | 0.0%         |           |  |
| Mike Knuble          | 0         | 3          | 0.0%         |           |  |
| *Scott Laughton      | 0         | 2          | 0.0%         |           |  |
| Vincent Lecavalier   | 2         | 12         | 16.7%        | 2         | 11/30/13, 12/30/13                                     |
| Ville Leino          | 2         | 4          | 50.0%        | 1         | 3/19/11  |
| Joffrey Lupul        | 1         | 3          | 33.3%        |           |  |
| Evgeny Medvedev      | 0         | 1          | 0.0%         |           |  |
| Freddy Meyer         | 0         | 1          | 0.0%         |           |  |
| Petr Nedved          | 1         | 5          | 20.0%        | 1         | 3/6/06   |
| Joni Pitkanen        | 0         | 1          | 0.0%         |           |  |
| Mika Pyorala         | 1         | 1          | 100.0%       | 1         | 11/7/09  |
| *Michael Raffl       | 1         | 3          | 33.3%        | 1         | 12/28/13   |
| *Matt Read           | 6         | 21         | 28.6%        | 1         | 2/25/12  |
| Michael Richards     | 11        | 37         | 29.7%        | 4         | 12/6/05, 3/21/08, 1/2/09, 3/28/09                      |
| Randy Robitaille     | 0         | 1          | 0.0%         |           |  |
| Stefan Ruzicka       | 0         | 1          | 0.0%         |           |  |
| Geoff Sanderson      | 0         | 1          | 0.0%         |           |  |
| *Brayden Schenn      | 1         | 10         | 10.0%        |           |  |
| Jon Sim              | 0         | 1          | 0.0%         |           |  |
| *Wayne Simmonds      | 6         | 20         | 30.0%        | 3         | 3/22/12, 1/5/15, 1/27/15                               |
| Kimmo Timonen        | 2         | 8          | 25.0%        | 1         | 2/15/11  |
| R.J. Umberger        | 0         | 1          | 0.0%         |           |  |
| Scottie Upshall      | 0         | 2          | 0.0%         |           |  |
| James van Riemsdyk   | 1         | 2          | 50.0%        |           |  |
| Kris Versteeg        | 0         | 2          | 0.0%         |           |  |
| *Jakub Voracek       | 6         | 19         | 31.6%        | 2         | 2/21/15, 1/17/16                                       |
| Nikolay Zherdev      | 1         | 2          | 50.0%        |           |  |
| <b>Team Totals</b>   | <b>95</b> | <b>344</b> | <b>27.6%</b> | <b>33</b> |  |

\* = Still active on Flyers Roster



# FLYERS ALL-TIME SHOOTOUT RESULTS VS. NHL TEAMS

## ANAHEIM (1-3)

| YEAR    | DATE    | H/R     | RESULT | FINAL | SO  | FLY | OPP | DECIDING GOAL    | GOALTENDERS    |
|---------|---------|---------|--------|-------|-----|-----|-----|------------------|----------------|
| 2008-09 | Jan. 2  | @ ANA   | W      | 5-4   | 1-0 | 1/2 | 0/3 | Michael Richards | Giguere/Biron  |
| 2009-10 | Oct. 10 | vs. ANA | L      | 2-3   | 0-1 | 0/3 | 1/2 | Teemu Selanne    | Hiller/Emery   |
| 2014-15 | Oct. 14 | vs. ANA | L      | 3-4   | 1-2 | 1/4 | 2/4 | William Karlsson | Andersen/Mason |
| 2014-15 | Dec. 3  | @ ANA   | L      | 4-5   | 1-2 | 1/3 | 2/2 | Corey Perry      | Andersen/Mason |

## ARIZONA (1-0)

| YEAR    | DATE    | H/R     | RESULT | FINAL | SO  | FLY | OPP | DECIDING GOAL  | GOALTENDERS |
|---------|---------|---------|--------|-------|-----|-----|-----|----------------|-------------|
| 2014-15 | Jan. 27 | vs. ARI | W      | 4-3   | 1-0 | 1/3 | 0/3 | Wayne Simmonds | Mason/Smith |

## BOSTON (1-3)

| YEAR    | DATE    | H/R     | RESULT | FINAL | SO  | FLY | OPP | DECIDING GOAL    | GOALTENDERS      |
|---------|---------|---------|--------|-------|-----|-----|-----|------------------|------------------|
| 2009-10 | Oct. 22 | vs. BOS | W      | 4-3   | 1-0 | 1/3 | 0/3 | Claude Giroux    | Rask/Emery       |
| 2011-12 | Jan. 22 | vs. BOS | L      | 6-5   | 2-1 | 1/3 | 2/2 | Tyler Seguin     | Thomas/Bryzgalov |
| 2011-12 | Mar. 17 | @ BOS   | L      | 3-2   | 3-2 | 2/3 | 3/3 | Patrice Bergeron | Thomas/Bryzgalov |
| 2013-14 | Mar. 30 | vs. BOS | L      | 3-4   | 1-2 | 1/5 | 2/5 | Reilly Smith     | Rask/Mason       |

## BUFFALO (1-3)

| YEAR    | DATE    | H/R     | RESULT | FINAL | SO  | FLY | OPP | DECIDING GOAL    | GOALTENDERS       |
|---------|---------|---------|--------|-------|-----|-----|-----|------------------|-------------------|
| 2005-06 | Dec. 19 | vs. BUF | L      | 1-2   | 1-2 | 1/4 | 2/4 | Maxim Afinogenov | Miller/Niittymaki |
| 2007-08 | Dec. 22 | vs. BUF | L      | 5-6   | 0-1 | 0/3 | 1/2 | Ales Kotalik     | Miller/Biron      |
| 2007-08 | Feb. 25 | @ BUF   | W      | 4-3   | 2-1 | 2/3 | 1/3 | Danny Briere     | Miller/Biron      |
| 2014-15 | Feb. 19 | vs. BUF | L      | 2-3   | 1-2 | 1/4 | 2/4 | Brian Flynn      | Neuvirth/Emery    |

## CALGARY (2-1)

| YEAR    | DATE    | H/R     | RESULT | FINAL | SO  | FLY | OPP | DECIDING GOAL    | GOALTENDERS          |
|---------|---------|---------|--------|-------|-----|-----|-----|------------------|----------------------|
| 2005-06 | Dec. 6  | vs. CGY | W      | 1-0   | 1-0 | 1/2 | 0/3 | Michael Richards | Kiprusoff/Niittymaki |
| 2010-11 | Nov. 26 | vs. CGY | L      | 2-3   | 0-1 | 1/3 | 2/3 | Rene Bourque     | Kiprusoff/Bobrovsky  |
| 2011-12 | Feb. 25 | @ CGY   | W      | 5-4   | 2-1 | 2/5 | 1/5 | Matt Read        | Kiprusoff/Bryzgalov  |

## CAROLINA (3-4)

| YEAR    | DATE    | H/R     | RESULT | FINAL | SO  | FLY | OPP | DECIDING GOAL   | GOALTENDERS       |
|---------|---------|---------|--------|-------|-----|-----|-----|-----------------|-------------------|
| 2005-06 | Jan. 17 | vs. CAR | L      | 3-4   | 2-3 | 2/4 | 3/4 | Rod Brind'Amour | Gerber/Niittymaki |
| 2005-06 | Mar. 8  | vs. CAR | W      | 3-2   | 2-1 | 2/4 | 1/4 | Simon Gagne     | Gerber/Niittymaki |
| 2007-08 | Dec. 15 | vs. CAR | L      | 5-6   | 2-3 | 2/3 | 3/3 | Rod Brind'Amour | Grahame/Biron     |
| 2008-09 | Dec. 11 | vs. CAR | W      | 6-5   | 2-0 | 2/2 | 0/2 | Simon Gagne     | Leighton/Biron    |
| 2009-10 | Dec. 26 | @ CAR   | W      | 4-3   | 1-0 | 2/2 | 0/1 | Danny Briere    | Ward/Leighton     |
| 2013-14 | Apr. 13 | vs. CAR | L      | 5-6   | 0-1 | 0/3 | 1/2 | Eric Staal      | Khudobin/Heeter   |
| 2014-15 | Apr. 4  | @ CAR   | L      | 2-3   | 1-2 | 1/3 | 2/3 | Chris Terry     | Ward/Emery        |

## CHICAGO: 0 Shootouts

## COLORADO: (0-1)

| YEAR    | DATE    | H/R   | RESULT | FINAL | SO  | FLY | OPP | DECIDING GOAL | GOALTENDERS       |
|---------|---------|-------|--------|-------|-----|-----|-----|---------------|-------------------|
| 2011-12 | Dec. 19 | @ COL | L      | 3-2   | 3-2 | 2/3 | 3/3 | Ryan O'Reilly | Giguere/Bryzgalov |

## COLUMBUS: (0-2)

| YEAR    | DATE    | H/R   | RESULT | FINAL | SO  | FLY | OPP | DECIDING GOAL    | GOALTENDERS     |
|---------|---------|-------|--------|-------|-----|-----|-----|------------------|-----------------|
| 2015-16 | Dec. 19 | @ CBJ | L      | 2-3   | 1-2 | 1/6 | 2/6 | Brandon Dubinsky | Mason/Korpisalo |
| 2015-16 | Mar. 22 | @ CBJ | L      | 2-3   | 0-1 | 0/5 | 1/5 | Boone Jenner     | Mason/Bobrovsky |

## DALLAS (1-0)

| YEAR    | DATE    | H/R   | RESULT | FINAL | SO  | FLY | OPP | DECIDING GOAL | GOALTENDERS        |
|---------|---------|-------|--------|-------|-----|-----|-----|---------------|--------------------|
| 2010-11 | Mar. 19 | @ DAL | W      | 3-2   | 1-0 | 2/6 | 1/6 | Ville Leino   | Lehtonen/Bobrovsky |





# FLYERS ALL-TIME SHOOTOUT RESULTS VS. NHL TEAMS

## DETROIT: (1-0)

| YEAR    | DATE    | H/R  | RESULT | FINAL | SO  | FLY | OPP | DECIDING GOAL | GOALTENDERS     |
|---------|---------|------|--------|-------|-----|-----|-----|---------------|-----------------|
| 2015-16 | Jan. 17 | @DET | W      | 2-1   | 2-1 | 2/3 | 1/3 | Jakub Voracek | Neuvirth/Mrezek |

## EDMONTON: (1-0)

| YEAR    | DATE    | H/R   | RESULT | FINAL | SO  | FLY | OPP | DECIDING GOAL | GOALTENDERS     |
|---------|---------|-------|--------|-------|-----|-----|-----|---------------|-----------------|
| 2013-14 | Dec. 28 | @ EDM | W      | 4-3   | 2-1 | 2/3 | 1/3 | Michael Raffl | Bryzgalov/Mason |

## FLORIDA (3-3)

| YEAR    | DATE    | H/R     | RESULT | FINAL | SO  | FLY | OPP | DECIDING GOAL  | GOALTENDERS          |
|---------|---------|---------|--------|-------|-----|-----|-----|----------------|----------------------|
| 2005-06 | Dec. 26 | @ FLA   | W      | 3-2   | 1-0 | 1/4 | 0/4 | Michal Handzus | Luongo/Niittymaki    |
| 2008-09 | Jan. 16 | @ FLA   | W      | 3-2   | 1-0 | 1/2 | 0/3 | Simon Gagne    | Vokoun/Niittymaki    |
| 2011-12 | Jan. 24 | @ FLA   | W      | 3-2   | 1-0 | 1/3 | 0/3 | Claude Giroux  | Clemmensen/Bobrovsky |
| 2012-13 | Feb. 7  | vs. FLA | L      | 2-3   | 0-1 | 0/2 | 2/2 | Peter Mueller  | Theodore/Bobrovsky   |
| 2014-15 | Dec. 18 | vs. FLA | L      | 1-2   | 1-2 | 1/6 | 2/6 | Dave Bolland   | Luongo/Mason         |
| 2015-16 | Mar. 12 | @ FLA   | L      | 4-5   | 0-2 | 0/2 | 2/2 | Nick Bjugstad  | Mason/Luongo         |

## LOS ANGELES (0-2)

| YEAR    | DATE    | H/R     | RESULT | FINAL | SO  | FLY | OPP | DECIDING GOAL      | GOALTENDERS      |
|---------|---------|---------|--------|-------|-----|-----|-----|--------------------|------------------|
| 2008-09 | Jan. 3  | @ LAK   | L      | 1-2   | 0-2 | 0/2 | 2/3 | Patrick O'Sullivan | Quick/Niittymaki |
| 2015-16 | Nov. 17 | vs. LAK | L      | 2-3   | 0-1 | 0/3 | 1/2 | Anze Kopitar       | Mason/Quick      |

## MINNESOTA: 0 Shootouts

## MONTREAL (1-2)

| YEAR    | DATE    | H/R     | RESULT | FINAL | SO  | FLY | OPP | DECIDING GOAL  | GOALTENDERS     |
|---------|---------|---------|--------|-------|-----|-----|-----|----------------|-----------------|
| 2005-06 | Mar. 6  | vs. MTL | W      | 5-4   | 2-1 | 2/4 | 1/4 | Petr Nedved    | Huet/Esche      |
| 2014-15 | Oct. 11 | vs. MTL | L      | 3-4   | 0-2 | 0/2 | 2/3 | P.A. Parenteau | Price/Emery     |
| 2015-16 | Feb. 19 | @ MTL   | L      | 2-3   | 1-2 | 1/5 | 2/5 | Paul Byron     | Neuvirth/Condon |

## NASHVILLE (2-3)

| YEAR    | DATE    | H/R     | RESULT | FINAL | SO  | FLY | OPP | DECIDING GOAL      | GOALTENDERS       |
|---------|---------|---------|--------|-------|-----|-----|-----|--------------------|-------------------|
| 2005-06 | Dec. 3  | @ NSH   | L      | 3-4   | 0-2 | 0-2 | 2/2 | Steve Sullivan     | Vokoun/Niittymaki |
| 2009-10 | Mar. 16 | @ NSH   | L      | 3-4   | 0-1 | 0/3 | 1/2 | Martin Erat        | Rinne/Boucher     |
| 2013-14 | Nov. 30 | @ NSH   | W      | 3-2   | 1-0 | 1/2 | 0/3 | Vincent Lecavalier | Mazanec/Mason     |
| 2013-14 | Jan. 16 | vs. NSH | L      | 3-4   | 2-3 | 2/7 | 3/7 | Roman Josi         | Hutton/Mason      |
| 2014-15 | Feb. 21 | vs. NSH | W      | 3-2   | 2-0 | 2/2 | 0/2 | Jakub Voracek      | Zepp/Rinne        |

## NEW JERSEY (1-7)

| YEAR    | DATE    | H/R     | RESULT | FINAL | SO  | FLY | OPP | DECIDING GOAL    | GOALTENDERS           |
|---------|---------|---------|--------|-------|-----|-----|-----|------------------|-----------------------|
| 2005-06 | Mar. 1  | @ NJD   | L      | 1-2   | 0-1 | 0/3 | 1/2 | Viktor Kozlov    | Brodeur/Esche         |
| 2006-07 | Dec. 2  | vs. NJD | L      | 3-4   | 0-2 | 0/2 | 2/2 | Zach Parise      | Brodeur/Niittymaki    |
| 2006-07 | Jan. 20 | @ NJD   | L      | 3-4   | 0-1 | 0/3 | 1/2 | Brian Gionta     | Brodeur/Niittymaki    |
| 2007-08 | Mar. 28 | @ NJD   | L      | 4-5   | 2-3 | 2/3 | 3/3 | J. Langenbrunner | Brodeur/Biron         |
| 2008-09 | Dec. 21 | @ NJD   | L      | 2-3   | 1-2 | 1/5 | 2/5 | Travis Zajac     | Clemmensen/Niittymaki |
| 2010-11 | Nov. 27 | @ NJD   | L      | 1-2   | 0-1 | 1/4 | 2/4 | Travis Zajac     | Hedberg/Boucher       |
| 2011-12 | Nov. 3  | vs. NJD | L      | 4-3   | 2-1 | 1/3 | 2/3 | Patrick Elias    | Hedberg/Bobrovsky     |
| 2012-13 | Mar. 15 | Vs. NJD | W      | 2-1   | 1-0 | 2/3 | 1/3 | Matt Read        | Hedberg/Bryzgalov     |



# FLYERS ALL-TIME SHOOTOUT RESULTS VS. NHL TEAMS

## NY ISLANDERS (2-6)

| YEAR    | DATE    | H/R     | RESULT | FINAL | SO  | FLY | OPP | DECIDING GOAL    | GOALTENDERS            |
|---------|---------|---------|--------|-------|-----|-----|-----|------------------|------------------------|
| 2007-08 | Mar. 29 | @ NYI   | W      | 4-3   | 1-0 | 1/3 | 0/3 | Danny Briere     | Dubielewicz/Niittymaki |
| 2008-09 | Mar. 28 | @ NYI   | W      | 4-3   | 2-1 | 2/2 | 1/3 | Michael Richards | Danis/Biron            |
| 2011-12 | Feb. 7  | vs. NYI | L      | 1-0   | 2-0 | 0/2 | 2/2 | Frans Nielsen    | Nabokov/Bryzgalov      |
| 2012-13 | Mar. 28 | Vs. NYI | L      | 3-4   | 1-2 | 1/4 | 2/4 | Josh Bailey      | Nabokov/Bryzgalov      |
| 2013-14 | Jan. 20 | @ NYI   | L      | 3-4   | 2-3 | 2/4 | 3/4 | Kyle Okposo      | Nilsson/Emery          |
| 2014-15 | Nov. 24 | @ NYI   | L      | 0-1   | 0-2 | 0/2 | 2/3 | Frans Nielsen    | Halak/Mason            |
| 2014-15 | Feb. 5  | vs. NYI | L      | 2-3   | 1-2 | 1/7 | 2/7 | Cal Clutterbuck  | Halak/Mason            |
| 2015-16 | Dec. 8  | vs. NYI | L      | 3-4   | 0-1 | 0/3 | 1/2 | Kyle Okposo      | Neuvirth/Halak         |

## NY RANGERS (3-7)

| YEAR    | DATE    | H/R     | RESULT | FINAL | SO  | FLY  | OPP  | DECIDING GOAL    | GOALTENDERS          |
|---------|---------|---------|--------|-------|-----|------|------|------------------|----------------------|
| 2005-06 | Apr. 4  | @ NYR   | L      | 2-3   | 1-2 | 1/3  | 2/2  | Petr Sykora      | Weekes/Esche         |
| 2006-07 | Oct. 7  | vs. NYR | L      | 4-5   | 0-1 | 0/13 | 1/13 | Marcel Hossa     | Lundqvist/Niittymaki |
| 2007-08 | Nov. 15 | vs. NYR | L      | 3-4   | 0-1 | 0/3  | 1/2  | Brendan Shanahan | Lundqvist/Biron      |
| 2007-08 | Mar. 2  | @ NYR   | L      | 4-5   | 0-2 | 0/2  | 2/2  | Brendan Shanahan | Vaiquette/Biron      |
| 2007-08 | Mar. 21 | vs. NYR | W      | 4-3   | 2-0 | 2/2  | 0/2  | Michael Richards | Vaiquette/Biron      |
| 2009-10 | Apr. 11 | vs. NYR | W      | 2-1   | 1-0 | 2/3  | 1/3  | Claude Giroux    | Lundqvist/Boucher    |
| 2010-11 | Apr. 3  | vs. NYR | L      | 2-3   | 0-1 | 0/2  | 2/2  | Erik Christensen | Lundqvist/Bobrovsky  |
| 2015-16 | Oct. 24 | vs. NYR | W      | 3-2   | 2-1 | 2/3  | 1/3  | Claude Giroux    | Mason/Lundqvist      |
| 2015-16 | Jan. 16 | vs. NYR | L      | 2-3   | 0-1 | 0/3  | 1/2  | Matt Zuccarello  | Mason/Lundqvist      |
| 2015-16 | Feb. 6  | vs. NYR | L      | 2-3   | 0-2 | 0-2  | 2/2  | Matt Zuccarello  | Mason/Lundqvist      |

## OTTAWA (1-5)

| YEAR    | DATE    | H/R     | RESULT | FINAL | SO  | FLY | OPP | DECIDING GOAL  | GOALTENDERS        |
|---------|---------|---------|--------|-------|-----|-----|-----|----------------|--------------------|
| 2007-08 | Feb. 19 | @ OTT   | L      | 2-3   | 1-2 | 1/3 | 2/3 | Jason Spezza   | Emery/Biron        |
| 2008-09 | Apr. 4  | @ OTT   | L      | 3-4   | 1-2 | 1/5 | 2/5 | Mike Fisher    | Auld/Niittymaki    |
| 2011-12 | Mar. 31 | vs. OTT | L      | 4-3   | 2-1 | 1/3 | 2/2 | Jason Spezza   | Anderson/Bobrovsky |
| 2013-14 | Dec. 9  | @ OTT   | L      | 4-5   | 0-1 | 0/3 | 1/3 | Jason Spezza   | Anderson/Mason     |
| 2014-15 | Jan. 6  | vs. OTT | W      | 2-1   | 2-1 | 2/5 | 1/5 | Wayne Simmonds | Mason/Andersen     |
| 2014-15 | Mar. 15 | @ OTT   | L      | 1-2   | 0-1 | 0/3 | 1/3 | Bobby Ryan     | Hammond/Emery      |

## PITTSBURGH (0-5)

| YEAR    | DATE    | H/R     | RESULT | FINAL | SO  | FLY | OPP | DECIDING GOAL    | GOALTENDERS       |
|---------|---------|---------|--------|-------|-----|-----|-----|------------------|-------------------|
| 2006-07 | Feb. 8  | vs. PIT | L      | 4-5   | 0-1 | 0/3 | 1/3 | Sidney Crosby    | Fleury/Niittymaki |
| 2006-07 | Mar. 4  | @ PIT   | L      | 3-4   | 0-2 | 0/2 | 2/3 | Erik Christensen | Fleury/Biron      |
| 2008-09 | Nov. 13 | @ PIT   | L      | 4-5   | 0-1 | 0/6 | 1/6 | Alex Goligoski   | Sabourin/Biron    |
| 2009-10 | Dec. 17 | vs. PIT | L      | 2-3   | 0-1 | 0/1 | 2/2 | Kris Letang      | Fleury/Boucher    |
| 2010-11 | Mar. 24 | vs. PIT | L      | 1-2   | 0-1 | 1/4 | 2/4 | Chris Kunitz     | Fleury/Bobrovsky  |

## SAN JOSE (0-3)

| YEAR    | DATE    | H/R     | RESULT | FINAL | SO  | FLY | OPP | DECIDING GOAL | GOALTENDERS     |
|---------|---------|---------|--------|-------|-----|-----|-----|---------------|-----------------|
| 2008-09 | Oct. 22 | vs. SJS | L      | 6-7   | 0-2 | 0/2 | 2/2 | Joe Pavelski  | Nabokov/Biron   |
| 2010-11 | Dec. 8  | vs. SJS | L      | 4-5   | 0-1 | 0/2 | 2/2 | Logan Couture | Auld/Niittymaki |
| 2014-15 | Mar. 28 | vs. SJS | L      | 2-3   | 1-2 | 1/5 | 2/5 | Brett Burns   | Stalock/Mason   |

## ST. LOUIS (1-2)

| YEAR    | DATE    | H/R     | RESULT | FINAL | SO  | FLY | OPP | DECIDING GOAL | GOALTENDERS  |
|---------|---------|---------|--------|-------|-----|-----|-----|---------------|--------------|
| 2009-10 | Nov. 7  | vs. STL | W      | 2-1   | 1-0 | 2/3 | 1/3 | Mika Pyorala  | Mason/Emery  |
| 2013-14 | Apr. 1  | @ STL   | L      | 0-1   | 0-2 | 0/2 | 2/3 | T.J. Oshie    | Miller/Emery |
| 2014-15 | Mar. 12 | @ STL   | L      | 0-1   | 0-2 | 0/2 | 2/2 | T.J. Oshie    | Elliot/Mason |

## TAMPA BAY (1-1)

| YEAR    | DATE    | H/R     | RESULT | FINAL | SO  | FLY | OPP | DECIDING GOAL      | GOALTENDERS     |
|---------|---------|---------|--------|-------|-----|-----|-----|--------------------|-----------------|
| 2006-07 | Jan. 30 | vs. TBL | L      | 3-4   | 0-2 | 0/2 | 2/2 | Vincent Lecavalier | Holmqvist/Esche |
| 2010-11 | Feb. 15 | @ TBL   | W      | 4-3   | 1-0 | 2/7 | 1/7 | Kimmo Timonen      | Roloson/Boucher |



# FLYERS ALL-TIME SHOOTOUT RESULTS VS. NHL TEAMS

## TORONTO (1-0)

| YEAR    | DATE    | H/R   | RESULT | FINAL | SO  | FLY | OPP | DECIDING GOAL | GOALTENDERS          |
|---------|---------|-------|--------|-------|-----|-----|-----|---------------|----------------------|
| 2011-12 | Mar. 10 | @ TOR | W      | 1-0   | 1-0 | 1/2 | 0/3 | Claude Giroux | Gustafsson/Bryzgalov |

## VANCOUVER: (1-0)

| YEAR    | DATE    | H/R   | RESULT | FINAL | SO  | FLY | OPP | DECIDING GOAL      | GOALTENDERS |
|---------|---------|-------|--------|-------|-----|-----|-----|--------------------|-------------|
| 2013-14 | Dec. 30 | @ VAN | W      | 4-3   | 1-0 | 1/2 | 0/3 | Vincent Lecavalier | Lack/Mason  |

## WASHINGTON (3-4)

| YEAR    | DATE    | H/R     | RESULT | FINAL | SO  | FLY | OPP | DECIDING GOAL     | GOALTENDERS       |
|---------|---------|---------|--------|-------|-----|-----|-----|-------------------|-------------------|
| 2005-06 | Dec. 31 | @ WSH   | L      | 3-4   | 1-2 | 1/3 | 2/3 | Brian Willsie     | Kolzig/Niittymaki |
| 2008-09 | Jan. 6  | @ WSH   | L      | 1-2   | 0-1 | 0/3 | 1/3 | Viktor Kozlov     | Theodore/Biron    |
| 2010-11 | Nov. 20 | @ WSH   | W      | 5-4   | 1-0 | 1/2 | 0/3 | Danny Briere      | Neuvirth/Boucher  |
| 2010-11 | Mar. 22 | vs. WSH | L      | 4-5   | 0-1 | 2/3 | 3/3 | Alexander Semin   | Neuvirth/Boucher  |
| 2011-12 | Mar. 22 | vs. WSH | W      | 2-1   | 2-1 | 2/4 | 1/4 | Wayne Simmonds    | Holtby/Bryzgalov  |
| 2013-14 | Dec. 15 | @ WSH   | L      | 4-5   | 1-2 | 1/3 | 2/3 | Nicklas Backstrom | Grubauer/Mason    |
| 2015-16 | Mar. 30 | vs. WSH | W      | 2-1   | 2-0 | 2/2 | 0/2 | Nick Cousins      | Mason/Holtby      |

## WINNIPEG (1-3)

| YEAR    | DATE    | H/R     | RESULT | FINAL | SO  | FLY | OPP | DECIDING GOAL  | GOALTENDERS         |
|---------|---------|---------|--------|-------|-----|-----|-----|----------------|---------------------|
| 2006-07 | Oct. 26 | vs. ATL | W      | 3-2   | 2-1 | 2/3 | 1/3 | Peter Forsberg | Lehtonen/Niittymaki |
| 2010-11 | Mar. 17 | @ ATL   | L      | 3-4   | 0-1 | 0/2 | 2/3 | Rob Schremp    | Pavelec/Boucher     |
| 2011-12 | Jan. 31 | vs. WPG | L      | 2-1   | 1-0 | 0/3 | 1/3 | Bryan Little   | Pavelec/Bryzgalov   |
| 2013-14 | Nov. 15 | @ WPG   | L      | 2-3   | 1-2 | 1/5 | 2/5 | Bryan Little   | Pavelec/Mason       |



# ALL-TIME FLYERS DRAFT PICKS 1967-2016

| RD. NO.     | PLAYER | POS.             | RD. NO.     | PLAYER      | POS. | RD. NO.          | PLAYER      | POS.        |     |                   |      |
|-------------|--------|------------------|-------------|-------------|------|------------------|-------------|-------------|-----|-------------------|------|
| <b>1967</b> |        |                  | <b>1974</b> |             |      | <b>1978</b>      |             |             |     |                   |      |
| 1           | 5      | Serge Bernier    | C           | 2           | 35   | Don McLean       | D           | 1           | 6   | Behn Wilson       | D    |
| 2           | 14     | Al Saraut        | D           | 3           | 53   | Bob Sirois       | LW          | 1           | 7   | Ken Linseman      | C    |
| <b>1968</b> |        |                  | <b>1975</b> |             |      | <b>1979</b>      |             |             |     |                   |      |
| 1           | 8      | Lew Morrison     | RW          | 1           | 1    | Mel Bridgman     | C           | 1           | 14  | Brian Propp       | LW   |
| <b>1969</b> |        |                  | <b>1976</b> |             |      | <b>1981</b>      |             |             |     |                   |      |
| 1           | 6      | Bob Currier      | C           | 2           | 35   | Drew Callander   | C/RW        | 2           | 22  | Blake Wesley      | D    |
| 2           | 17     | Bobby Clarke     | C           | 3           | 53   | Craig Hamner     | D           | 2           | 35  | Pelle Lindbergh   | G    |
| 3           | 28     | Willy Brossart   | D           | 4           | 72   | Rick St.Croix    | G           | 3           | 56  | Lindsay Carson    | C/LW |
| 4           | 40     | Michel Belhumeur | G           | 5           | 90   | Gary Morrison    | RW          | 4           | 77  | Don Gillen        | RW   |
| 5           | 52     | Dave Schultz     | LW          | 6           | 108  | Paul Holmgren    | RW          | 5           | 98  | Thomas Eriksson   | D    |
| 6           | 64     | Don Saleski      | RW          | 7           | 126  | Dana Decker      | LW          | 6           | 119 | Gordie Williams   | RW   |
| 7           | 81     | Claude Chartre   | C           | 9           | 160  | Viktor Khatulev  | C           | <b>1982</b> |     |                   |      |
| <b>1970</b> |        |                  | <b>1977</b> |             |      | <b>1981</b>      |             |             |     |                   |      |
| 2           | 18     | Bill Clement     | C           | 1           | 17   | Mark Suzor       | D           | 1           | 16  | Steve Smith       | D    |
| 3           | 32     | Bob Kelly        | LW          | 2           | 35   | Tom Gorence      | RW          | 2           | 37  | Rich Costello     | C    |
| 4           | 46     | Jacques Lapierre | D           | 3           | 53   | Dave Hoyda       | LW          | 3           | 47  | Barry Tabobondung | LW   |
| 5           | 60     | Doug Kerslake    | RW          | 4           | 67   | Yves Guillemette | G           | 3           | 58  | Kenny Strong      | C/LW |
| 6           | 74     | Dennis Giannini  | LW          | 4           | 71   | Rene Hamelin     | LW          | 4           | 65  | David Michayluk   | RW   |
| 7           | 87     | Hank Nowak       | LW          | 5           | 89   | Danny Clark      | D           | 4           | 79  | Kenny Latta       | RW   |
| 8           | 99     | Gary Cunningham  | D           | 6           | 107  | Alain Chaput     | LW          | 5           | 100 | Justin Hanley     | C    |
| 9           | 109    | Jean Daigle      | LW          | 6           | 107  | Paul Klasinski   | D           | 6           | 121 | Andre Villeneuve  | D    |
| <b>1971</b> |        |                  | <b>1977</b> |             |      | <b>1981</b>      |             |             |     |                   |      |
| 1           | 8      | Larry Wright     | C           | 7           | 117  | Ray Kurpis       | RW          | 7           | 137 | Vladimir Svitek   | RW   |
| 1           | 9      | Pierre Plante    | RW          | 1           | 17   | Kevin McCarthy   | D           | 7           | 142 | Gil Hudon         | G    |
| 3           | 36     | Glen Irwin       | D           | 2           | 35   | Tom Gorence      | RW          | 8           | 163 | Steve Taylor      | LW   |
| 4           | 50     | Ted Scharf       | RW          | 3           | 53   | Dave Hoyda       | LW          | 9           | 184 | Len Hachborn      | C    |
| 5           | 64     | Don McCulloch    | D           | 4           | 67   | Yves Guillemette | G           | 10          | 205 | Steve Tsujijura   | C    |
| 6           | 78     | Yvon Bilodeau    | D           | 4           | 71   | Rene Hamelin     | LW          | <b>1982</b> |     |                   |      |
| 7           | 92     | Bob Gerrard      | RW          | 5           | 89   | Danny Clark      | D           | 1           | 4   | Ron Sutter        | C    |
| 8           | 106    | Jerome Mrazek    | G           | 6           | 107  | Alain Chaput     | LW          | 3           | 46  | Miroslav Dvorak   | D    |
| <b>1972</b> |        |                  | <b>1977</b> |             |      | <b>1982</b>      |             |             |     |                   |      |
| 1           | 7      | Bill Barber      | LW          | 7           | 123  | Richard Dalpe    | C           | 3           | 47  | Bill Campbell     | D    |
| 2           | 23     | Tom Bladon       | D           | 8           | 135  | Pete Peeters     | G           | 4           | 77  | Mikael Hjalm      | L/RW |
| 3           | 39     | Jimmy Watson     | D           | 8           | 136  | Clint Eccles     | C           | 5           | 98  | Todd Bergen       | C    |
| 4           | 55     | Al MacAdam       | LW          | 8           | 139  | Mike Greeder     | RW          | 6           | 119 | Ron Hextall       | G    |
| 5           | 71     | Darryl Fedorak   | G           | 8           | 150  | Tom Bauer        | LW          | 7           | 140 | Dave Brown        | RW   |
| 6           | 87     | Dave Hastings    | G           | 9           | 151  | Mike Bauman      | LW          | 8           | 161 | Alain Lavigne     | RW   |
| 7           | 103    | Serge Beaudoin   | D           | 9           | 153  | Bruce Crowder    | LW          | 9           | 182 | Magnus Roupe      | LW   |
| 8           | 119    | Pat Russell      | RW          | 10          | 158  | Bob Nicholson    | D           | 10          | 203 | Tom Allen         | G    |
| 9           | 135    | Ray Boutin       | G           | 10          | 159  | Dave Sherwood    | C           | 11          | 224 | Rick Gal          | LW   |
| <b>1973</b> |        |                  | <b>1977</b> |             |      | <b>1982</b>      |             |             |     |                   |      |
| 2           | 20     | Larry Goodenough | D           | 10          | 161  | Steve Jones      | G           | 12          | 245 | Mark Vichorek     | D    |
| 2           | 26     | Brent Leavins    | LW          | 11          | 165  | Jim Trainor      | D           | <b>1982</b> |     |                   |      |
| 3           | 40     | Bob Stumpf       | RW          | 11          | 166  | Barry Duetch     | LW          | 1           | 4   | Ron Sutter        | C    |
| 3           | 42     | Mike Clarke      | C           | 11          | 168  | Rod McNair       | D           | 3           | 46  | Miroslav Dvorak   | D    |
| 4           | 58     | Dale Cook        | LW          | 12          | 172  | Mike Laycock     | G           | 4           | 77  | Mikael Hjalm      | L/RW |
| 5           | 74     | Michel Latreille | D           | <b>1977</b> |      |                  | <b>1982</b> |             |     |                   |      |
| 6           | 90     | Doug Ferguson    | D           | 1           | 17   | Kevin McCarthy   | D           | 5           | 98  | Todd Bergen       | C    |
| 7           | 106    | Tom Young        | D           | 2           | 35   | Tom Gorence      | RW          | 6           | 119 | Ron Hextall       | G    |
| 8           | 122    | Norm Barnes      | D           | 3           | 53   | Dave Hoyda       | LW          | 7           | 140 | Dave Brown        | RW   |
| 9           | 137    | Dan O'Donohue    | D           | 4           | 67   | Yves Guillemette | G           | 8           | 161 | Alain Lavigne     | RW   |
| 10          | 153    | Brian Dick       | RW          | 4           | 71   | Rene Hamelin     | LW          | 9           | 182 | Magnus Roupe      | LW   |



# ALL-TIME FLYERS DRAFT PICKS 1967-2016

| RD. NO.     | PLAYER | POS.             | RD. NO.     | PLAYER      | POS. | RD. NO.             | PLAYER      | POS.        |     |                     |      |
|-------------|--------|------------------|-------------|-------------|------|---------------------|-------------|-------------|-----|---------------------|------|
| <b>1983</b> |        |                  | <b>1988</b> |             |      | <b>1992</b>         |             |             |     |                     |      |
| 2           | 41     | Peter Zezel      | C           | 1           | 34   | Claude Boivin       | LW          | 1           | 7   | Ryan Sittler        | LW   |
| 3           | 44     | Derrick Smith    | LW          | 2           | 35   | Pat Murray          | LW          | 1           | 15  | Jason Bowen         | LW   |
| 4           | 83     | Allen Bourbeau   | C           | 3           | 56   | Craig Fisher        | C           | 2           | 31  | Denis Metlyuk       | C    |
| 5           | 104    | Jerome Carrier   | D           | 3           | 63   | Dominic Roussel     | G           | 5           | 103 | Vladislav Boulin    | D    |
| 6           | 125    | Rick Tocchet     | RW          | 4           | 77   | Scott Lagrand       | G           | 6           | 127 | Roman Zolotov       | D    |
| 7           | 147    | Bobby Mormina    | RW          | 5           | 98   | Edward O'Brien      | LW          | 7           | 151 | Kirk Daubenspeck    | G    |
| 8           | 161    | Pelle Eklund     | C           | 6           | 119  | Gord Franti         | C           | 8           | 175 | Claude Jutras, Jr.  | RW   |
| 9           | 188    | Rob Nichols      | LW          | 7           | 140  | Jamie Cooke         | RW          | 9           | 199 | Jonas Hakansson     | LW   |
| 10          | 209    | Bill McCormick   | C           | 8           | 161  | Johan Saile         | D           | 10          | 223 | Chris Herperger     | LW   |
| 11          | 230    | Brian Jopling    | G           | 9           | 182  | Brian Arthur        | D           | 11          | 247 | Patrice Paquin      | LW   |
| 12          | 251    | Harold Duvall    | LW          | 10          | 203  | Jeff Dandretta      | RW          | Supplem'tl  |     | Garett MacDonald    | D    |
| <b>1984</b> |        |                  | <b>1989</b> |             |      | <b>1993</b>         |             |             |     |                     |      |
| 2           | 22     | Greg Smyth       | D           | 2           | 33   | Greg Johnson        | C           | 2           | 36  | Janne Niinimaa      | D    |
| 2           | 27     | Scott Mellanby   | RW          | 2           | 34   | Patrik Juhlin       | LW          | 3           | 71  | Vaclav Prospal      | C    |
| 2           | 37     | Jeff Chychrun    | D           | 4           | 72   | Reid Simpson        | LW          | 3           | 77  | Milos Holan         | D    |
| 3           | 43     | Dave McLay       | LW          | 6           | 117  | Niklas Eriksson     | C           | 5           | 114 | Vladimir Krechinn   | LW   |
| 3           | 47     | John Stevens     | D           | 7           | 138  | Jack Callahan       | C           | 6           | 140 | Mike Crowley        | D    |
| 4           | 79     | Dave Hanson      | C           | 8           | 159  | Sverre Sears        | D           | 7           | 166 | Aaron Israel        | G    |
| 5           | 100    | Brian Dobbins    | RW          | 9           | 180  | Glen Wissner        | RW          | 8           | 192 | Paul Healey         | RW   |
| 6           | 121    | John Dzikowski   | LW          | 10          | 201  | Al Kummum           | D           | 9           | 218 | Tripp Tracy         | G    |
| 7           | 142    | Tommy Allen      | D           | 11          | 222  | Matt Brait          | D           | 9           | 226 | E.J. Bradley        | C    |
| 8           | 163    | Luke Vitale      | C           | 11          | 223  | James Pollio        | LW          | 10          | 244 | Jeffrey Staples     | D    |
| 9           | 184    | Billy Powers     | C           | 12          | 242  | Jamie Baker         | D           | 11          | 270 | Ken Hemenway        | D    |
| 10          | 205    | Darren Fersovich | C           | Supplem'tl  |      |                     |             | Supplem'tl  |     | Shannon Finn        | D    |
| 12          | 247    | Juraj Bakos      | D           | <b>1990</b> |      |                     | <b>1994</b> |             |     |                     |      |
| 1           | 21     | Glen Seabrooke   | C           | 1           | 4    | Mike Ricci          | C           | 3           | 62  | Artem Anisimov      | D    |
| 2           | 42     | Bruce Rendall    | LW          | 2           | 25   | Chris Simon         | LW          | 4           | 88  | Adam Magarrell      | D    |
| 3           | 48     | Darryl Gilmour   | G           | 2           | 40   | Mikael Renberg      | LW          | 4           | 101 | Sebastien Vallee    | LW   |
| 3           | 63     | Shane Whelan     | C           | 2           | 42   | Terran Sandwith     | D           | 6           | 140 | Alexander Selivanov | RW   |
| 4           | 84     | Paul Marshall    | D           | 3           | 44   | Kimbi Daniels       | C           | 7           | 166 | Colin Forbes        | LW   |
| 5           | 105    | Daril Holmes     | RW          | 3           | 46   | Bill Armstrong      | D           | 8           | 192 | Derek Diener        | D    |
| 6           | 126    | Ken Alexander    | D           | 3           | 47   | Chris Therien       | D           | 8           | 202 | Raymond Giroux      | D    |
| 7           | 147    | Tony Horacek     | LW          | 3           | 47   | Chris Therien       | D           | 9           | 218 | Johan Hedberg       | G    |
| 8           | 168    | Mike Cusack      | RW          | 3           | 52   | Al Kinisky          | D           | 10          | 244 | Andre Payette       | C    |
| 9           | 189    | Gordon Murphy    | D           | 5           | 88   | Dan Kordic          | D           | 11          | 270 | Jan Lipiansky       | C/LW |
| 11          | 231    | Rod Williams     | RW          | 6           | 109  | Viacheslav Butsayev | C           | Supplem'tl  |     | Kirk Nielsen        | RW   |
| 12          | 252    | Paul Maurice     | D           | 8           | 151  | Patrik Englund      | LW          | <b>1995</b> |     |                     |      |
| <b>1986</b> |        |                  | <b>1991</b> |             |      | <b>1996</b>         |             |             |     |                     |      |
| 1           | 20     | Kerry Huffman    | D           | 9           | 172  | Toni Porkka         | D           | 1           | 22  | Brian Boucher       | G    |
| 2           | 23     | Jukka Seppo      | C/LW        | 10          | 193  | Greg Hanson         | D           | 2           | 48  | Shane Kenny         | D    |
| 2           | 28     | Kent Hawley      | C           | 11          | 214  | Tommy Soderstrom    | G           | 4           | 100 | Radovan Somik       | RW   |
| 4           | 83     | Mark Bar         | D           | 12          | 235  | William Lund        | C           | 6           | 132 | Dmitri Tertyshny    | D    |
| 6           | 125    | Steve Scheifele  | RW          | Supplem'tl  |      | Steve Beadle        | D           | 6           | 135 | Jamie Sokolsky      | D    |
| 7           | 146    | Sami Wahlsten    | LW          |             |      | Ray Letourneau      | G           | 6           | 152 | Martin Spahnel      | RW   |
| 8           | 167    | Murray Baron     | D           | <b>1991</b> |      |                     | <b>1997</b> |             |     |                     |      |
| 9           | 188    | Blaine Rude      | RW          | 1           | 6    | Peter Forsberg      | C           | 2           | 30  | Jean-Marc Pelletier | G    |
| 10          | 209    | Shaun Sabol      | D           | 3           | 50   | Yanick Dupre        | LW          | 2           | 50  | Pat Kavanagh        | RW   |
| 11          | 230    | Brett Lawrence   | RW          | 4           | 86   | Aris Brimanis       | D           | 3           | 62  | Kris Mallette       | D    |
| 12          | 251    | Daniel Stephano  | G           | 5           | 94   | Yanick Degrace      | G           | 4           | 103 | Mikhail Chernov     | D    |
| <b>1987</b> |        |                  | <b>1991</b> |             |      | <b>1997</b>         |             |             |     |                     |      |
| 1           | 20     | Darren Rumble    | D           | 6           | 116  | Clayton Norris      | RW          | 6           | 158 | Jordan Flodell      | D    |
| 2           | 30     | Jeff Harding     | RW          | 6           | 122  | Dimitri Yushkevich  | D           | 7           | 164 | Todd Fedoruk        | LW   |
| 3           | 62     | Martin Hostak    | C           | 6           | 122  | Dimitri Yushkevich  | D           | 8           | 214 | Marko Kauppinen     | D    |
| 4           | 83     | Tomaz Eriksson   | LW          | 7           | 138  | Andrei Lomakin      | LW          | 9           | 240 | Par Styf            | D    |
| 5           | 104    | Bill Gall        | RW          | 7           | 138  | Andrei Lomakin      | LW          |             |     |                     |      |
| 6           | 125    | Tony Link        | D           | 9           | 182  | James Bode          | RW          |             |     |                     |      |
| 7           | 146    | Mark Strapon     | D           | 10          | 204  | Josh Bartell        | D           |             |     |                     |      |
| 8           | 167    | Darryl Ingham    | RW          | 11          | 226  | Neil Little         | C           |             |     |                     |      |
| 9           | 188    | Bruce MacDonald  | RW          | 12          | 248  | John Porco          | G           |             |     |                     |      |
| 10          | 209    | Steve Morrow     | D           | Supplem'tl  |      | Angelo Libertucci   | G           |             |     |                     |      |
| 11          | 230    | Darius Rusnak    | C           |             |      | Brendan Locke       | RW          |             |     |                     |      |
| 12          | 251    | Dale Roehl       | G           |             |      |                     |             |             |     |                     |      |
| Supplem'tl  |        | David Whyte      | LW          |             |      |                     |             |             |     |                     |      |



# ALL-TIME FLYERS DRAFT PICKS 1967-2016

| RD. NO.     | PLAYER | POS.                 | RD. NO.     | PLAYER      | POS.            | RD. NO.            | PLAYER      | POS.          |                  |                     |      |
|-------------|--------|----------------------|-------------|-------------|-----------------|--------------------|-------------|---------------|------------------|---------------------|------|
| <b>1998</b> |        |                      | <b>2004</b> |             |                 | <b>2011</b>        |             |               |                  |                     |      |
| 1           | 22     | Simon Gagne          | C           | 3           | 92              | Rob Bellamy        | RW          | 1             | 8                | Sean Couturier      | C    |
| 2           | 42     | Jason Beckett        | D           | 4           | 101             | R.J. Anderson      | D           | 3             | 68               | Nick Cousins        | C    |
| 2           | 51     | Ian Forbes           | D           | 4           | 124             | David Laliberte    | RW          | 4             | 116              | Colin Suellentrop   | D    |
| 4           | 109    | Jean-Philippe Morin  | D           | 5           | 144             | Chris Zarb         | D           | 4             | 118              | Marcel Noebels      | LW   |
| 5           | 124    | Francis Belanger     | LW          | 5           | 149             | Gino Pisellini     | RW          | 6             | 176              | Petr Placek         | RW   |
| 5           | 139    | Garrett Prosofsky    | C           | 6           | 170             | Ladislav Scurko    | C           | 7             | 206              | Derek Mathers       | RW   |
| 6           | 168    | Antero Niittymaki    | G           | 6           | 171             | Frederik Cabana    | C/LW        | <b>2012</b>   |                  |                     |      |
| 7           | 175    | Kam Ondrik           | G           | 8           | 232             | Martin Houle       | G           | 1             | 20               | Scott Laughton      | C    |
| 7           | 195    | Tomas Divisek        | C           | 8           | 253             | Travis Gavryletz   | D           | 2             | 45               | Anthony Stolarz     | G    |
| 8           | 222    | Lubomir Pistek       | RW          | 9           | 286             | Triston Grant      | LW          | 3             | 78               | Shayne Gostisbehere | D    |
| 9           | 243    | Petr Hubacek         | C           | 9           | 291             | John Carter        | C           | 4             | 111              | Fredric Larsson     | D    |
| 9           | 253    | Bruno St.Jacques     | D           | <b>2005</b> |                 |                    | 4           | 117           | Taylor Leier     | LW                  |      |
| 9           | 258    | Sergei Skrobot       | D           | 1           | 29              | Steve Downie       | RW          | 5             | 141              | Reece Withcox       | D    |
| <b>1999</b> |        |                      | 3           | 91          | Oskars Bartulis | D                  | 7           | 201           | Valeri Vasiliev  | D                   |      |
| 1           | 22     | Maxime Ouellet       | G           | 4           | 119             | Jeremy Duchesne    | G           | <b>2013</b>   |                  |                     |      |
| 4           | 119    | Jeff Feniak          | D           | 5           | 152             | Josh Beaulieu      | C           | 1             | 11               | Samuel Morin        | D    |
| 6           | 160    | Konstantin Rudenko   | LW          | 6           | 174             | John Flatters      | D           | 2             | 41               | Robert Hagg         | D    |
| 7           | 200    | Pavel Kasparik       | C           | 7           | 215             | Matt Clackson      | RW          | 3             | 72               | Tyrell Goulbourne   | C    |
| 7           | 208    | Vaclav Pletka        | RW          | <b>2006</b> |                 |                    | 5           | 132           | Terrance Amorosa | D                   |      |
| 8           | 224    | David Nystrom        | LW          | 1           | 22              | Claude Giroux      | RW          | 6             | 162              | Merrick Madsen      | G    |
| <b>2000</b> |        |                      | 2           | 39          | Andreas Nodl    | RW                 | 7           | 192           | David Drake      | D                   |      |
| 1           | 28     | Justin Williams      | RW          | 2           | 42              | Michael Ratchuk    | D           | <b>2014</b>   |                  |                     |      |
| 3           | 94     | Alexander Drozdetsky | RW          | 2           | 55              | Denis Bodrov       | D           | 1             | 17               | Travis Sanheim      | D    |
| 6           | 171    | Roman Cechmanek      | G           | 3           | 79              | Jon Matsumoto      | C           | 2             | 48               | Nicolas Aube-Kubel  | C/RW |
| 6           | 195    | Colin Shields        | RW          | 4           | 101             | Joonas Lehtivuori  | D           | 3             | 86               | Mark Friedman       | D    |
| 7           | 210    | John Eichelberger    | C           | 4           | 109             | Jakub Kovar        | RW          | 5             | 138              | Oskar Lindblom      | LW   |
| 7           | 227    | Guillaume Lefebvre   | C           | 5           | 149             | Jonathan Rheault   | G           | 6             | 168              | Radel Fazilev       | LW   |
| 8           | 259    | Regan Kelly          | D           | 6           | 175             | Michael Dupont     | G           | 7             | 198              | Jesper Pettersson   | D    |
| 9           | 287    | Milan Kopecky        | LW          | 7           | 205             | Andrei Popov       | RW          | <b>2015</b>   |                  |                     |      |
| <b>2001</b> |        |                      | <b>2007</b> |             |                 | 1                  | 7           | Ivan Provorov | D                |                     |      |
| 1           | 27     | Jeff Woywitka        | D           | 1           | 2               | James van Riemsdyk | LW          | 1             | 24               | Travis Konecny      | C    |
| 3           | 95     | Patrick Sharp        | C           | 2           | 41              | Kevin Marshall     | D           | 3             | 70               | Felix Sandstrom     | G    |
| 5           | 146    | Jussi Timonen        | D           | 3           | 66              | Garrett Klotz      | RW          | 3             | 90               | Matej Tomek         | G    |
| 5           | 150    | Bernd Bruckler       | G           | 5           | 122             | Mario Kempe        | LW          | 4             | 98               | Samuel Dove-McFalls | LW   |
| 5           | 158    | Roman Malek          | G           | 6           | 152             | Jon Kalinski       | LW          | 4             | 104              | Mikhail Vorobyov    | C    |
| 6           | 172    | Dennis Seidenberg    | D           | 6           | 161             | Patrick Maroon     | LW          | 5             | 128              | David Kase          | C    |
| 6           | 177    | Andrei Razin         | C           | 6           | 178             | Zac Rinaldo        | C           | 6             | 158              | Cooper Marody       | RW   |
| 7           | 208    | Thierry Douville     | D           | 7           | 182             | Brad Phillips      | G           | 7             | 188              | Ivan Fedotov        | G    |
| 7           | 225    | David Printz         | D           | <b>2008</b> |                 |                    | <b>2016</b> |               |                  |                     |      |
| <b>2002</b> |        |                      | 1           | 19          | Luca Sbisa      | D                  | 1           | 22            | German Rubtsov   | C                   |      |
| 1           | 4      | Joni Pitkanen        | D           | 3           | 67              | Marc-Andre Bourdon | D           | 2             | 36               | Pascal Laberge      | C    |
| 4           | 105    | Rosario Ruggeri      | D           | 3           | 84              | Jacob DeSerres     | G           | 2             | 48               | Carter Hart         | G    |
| 4           | 126    | Konstantin Baranov   | RW          | 6           | 178             | Zac Rinaldo        | C           | 2             | 52               | Wade Allison        | RW   |
| 5           | 161    | Dov Grumet-Morris    | G           | 7           | 196             | Joachim Eriksson   | G           | 3             | 82               | Carsen Twarynski    | LW   |
| 6           | 192    | Nikita Korovkin      | D           | <b>2009</b> |                 |                    | 4           | 109           | Connor Bunnaman  | C                   |      |
| 6           | 193    | Joey Mormina         | D           | 3           | 81              | Adam Morrison      | G           | 5             | 139              | Linus Hogberg       | D    |
| 6           | 197    | Andrei Razin         | C           | 3           | 87              | Simon Bertilsson   | D           | 6             | 169              | Tanner Laczynski    | C    |
| 6           | 199    | Joey Mormina         | D           | 5           | 142             | Nicola Riopel      | G           | 6             | 172              | Anthony Salniti     | C    |
| 7           | 201    | Mathieu Brunelle     | LW          | 6           | 153             | Dave Lebreque      | C           | 7             | 199              | David Bernhardt     | D    |
| <b>2003</b> |        |                      | 6           | 172         | Eric Wellwood   | LW                 | <b>2010</b> |               |                  |                     |      |
| 1           | 11     | Jeff Carter          | C           | 7           | 196             | Oliver Lauridsen   | D           | 3             | 89               | Michael Chaput      | C    |
| 1           | 24     | Michael Richards     | C           | <b>2010</b> |                 |                    | 4           | 119           | Tye McGinn       | LW                  |      |
| 3           | 69     | Colin Fraser         | C           | 3           | 81              | Adam Morrison      | G           | 5             | 149              | Michael Parks       | RW   |
| 3           | 81     | Stefan Ruzicka       | RW          | 4           | 119             | Tye McGinn         | LW          | 6             | 179              | Nicholas Luukko     | D    |
| 3           | 85     | Alexandre Picard     | D           | 5           | 149             | Michael Parks      | RW          | 7             | 206              | Ricard Blidstrand   | D    |
| 3           | 87     | Ryan Potulny         | C           | 6           | 179             | Nicholas Luukko    | D           | 7             | 209              | Brendan Ranford     | LW   |
| 3           | 95     | Rick Kozak           | RW          | 7           | 206             | Ricard Blidstrand  | D           |               |                  |                     |      |
| 4           | 108    | Kevin Romy           | RW          | 7           | 209             | Brendan Ranford    | LW          |               |                  |                     |      |
| 5           | 140    | David Tremblay       | G           |             |                 |                    |             |               |                  |                     |      |
| 6           | 191    | Rejean Beauchemin    | G           |             |                 |                    |             |               |                  |                     |      |
| 6           | 193    | Ville Hostikka       | G           |             |                 |                    |             |               |                  |                     |      |



# ALL-TIME FLYERS ROSTER 1967-2016

| NO.            | POS. | PLAYER                    | SEASON(S)        |
|----------------|------|---------------------------|------------------|
| <b>A</b>       |      |                           |                  |
| 25             | C    | ACTON, Keith              | 1988-93          |
| 36, 25         | LW   | ADAMS, Greg               | 1980-82          |
| 27             | LW   | AFANASENKO, Dmitry        | 2006-07          |
| 42             | RW   | AKESON, Jason             | 2012-15          |
| 41             | D    | ALBERTS, Andrew           | 2008-09          |
| 19, 36         | RW   | ALLISON, Ray              | 1981-85, 86-87   |
| 11             | RW   | AMONTE, Tony              | 2002-04          |
| 37             | D    | ANDERSON, Shawn           | 1994-95          |
| 14             | LW   | ANDERSSON, Mikael         | 1998-00          |
| 7              | C    | ANGOTTI, Lou              | 1967-68          |
| 8              | LW   | ANTOSKI, Shawn            | 1994-96          |
| 58             | LW   | ARMSTRONG, Bill H.        | 1990-92          |
| 6              | D    | ARTHUR, Fred              | 1981-82          |
| 45             | RW   | ASHAM, Aaron              | 2008-10          |
| 4              | D    | ASHBEE, Barry             | 1970-74          |
| <b>B</b>       |      |                           |                  |
| 44             | D    | BABYCH, Dave              | 1997-99          |
| 33             | G    | BACASHIHUA, Jason (DNP)   | 2012             |
| 30             | G    | BACKLUND, Johan           | 2009-12          |
| 34, 35, 36, 9  | D    | BAILEY, Reid              | 1980-82          |
| 24             | D    | BALL, Terry               | 1967-68, 69-70   |
| 7              | LW   | BARBER, Bill              | 1972-84          |
| 23, 25         | D    | BARNES, Norm              | 1976-77, 79-81   |
| 8              | D    | BARON, Murray             | 1989-91          |
| 20, 34         | RW   | BARRIE, Len               | 1990-93          |
| 3              | D    | BARTULIS, Oskars          | 2009-12          |
| 32             | D    | BAST, Ryan                | 1998-00          |
| 21, 31, 5      | D    | BATHE, Frank              | 1977-84          |
| 5              | D    | BAUMGARTNER, Nolan        | 2006-07          |
| 35             | G    | BEAUREGARD, Stephane      | 1992-93          |
| 30, 35         | G    | BELHUMEUR, Michel         | 1972-73          |
| 78             | LW   | BELLEMARE, Pierre-Edouard | 2014-15          |
| 22             | LW   | BENNETT, Harvey           | 1976-78          |
| 19             | D    | BENNING, Brian            | 1991-93          |
| 42             | LW   | BERANEK, Josef            | 1992-95          |
| 19, 42         | C    | BERGEN, Todd              | 1984-85          |
| 37, 19         | C    | BERGLUND, Bo              | 1985-86          |
| 19, 21         | C    | BERNIER, Serge            | 1968-72          |
| 34, 17, 12, 32 | LW   | BERUBE, Craig             | 1986-91, 98-00   |
| 11             | C    | BETTS, Blair              | 2009-12          |
| 46             | C    | BIGGS, Don                | 1989-90          |
| 43             | G    | BIRON, Martin             | 2006-09          |
| 8              | LW   | BLACKBURN, Don            | 1967-69          |
| 4, 23, 3       | D    | BLADON, Tom               | 1972-78          |
| 33             | D    | BLOSKI, Mike (DNP)        | 1985-86          |
| 35             | G    | BOBROVSKY, Sergei         | 2010-12          |
| 40, 10         | LW   | BOIVIN, Claude            | 1991-94          |
| 17, 5          | RW   | BOLAND, Mike              | 1974-75          |
| 28             | D    | BOTELL, Mark              | 1981-82          |
| 33             | G    | BOUCHER, Brian            | 1999-02, 2009-11 |
| 21, 36         | RW   | BOULERICE, Jesse          | 2001-02, 2007-08 |
| 43             | D    | BOURDON, Marc-Andre       | 2011-2015        |
| 24             | D    | BOYNTON, Nick             | 2010-2011        |
| 28, 53, 8, 34  | D    | BOWEN, Jason              | 1992-97          |
| 87             | LW   | BRASHEAR, Donald          | 2001-06          |
| 55             | RW   | BRENDL, Pavel             | 2001-03          |
| 34             | LW   | BRICKLEY, Andy            | 1982-83          |
| 10             | C    | BRIDGMAN, Mel             | 1975-82          |
| 48             | RW   | BRIERE, Danny             | 2007-13          |
| 40, 3          | D    | BRIMANIS, Aris            | 1993-94, 95-97   |
| 17             | C/LW | BRIND'AMOUR, Rod          | 1991-00          |
| 25, 3, 10      | D    | BROSSART, Willie          | 1970-73          |

| NO.           | POS. | PLAYER                   | SEASON(S)        |
|---------------|------|--------------------------|------------------|
| 32, 21        | RW   | BROWN, Dave              | 1982-89, 91-95   |
| 3             | D    | BROWN, Larry             | 1971-72          |
| 30            | G    | BRYZGALOV, Ilya          | 2011-13          |
| 10            | C    | BULLARD, Mike            | 1988-90          |
| 28            | C    | BUREAU, Marc             | 1998-00          |
| 33, 41        | G    | BURKE, Sean              | 1997-98, 2003-04 |
| 2             | D    | BURT, Adam               | 1998-00          |
| 21, 28        | D    | BUSNIUK, Mike            | 1979-81          |
| 22, 26        | C    | BUTSAYEV, Viacheslav     | 1992-94          |
| 22            | RW   | BYERS, Mike              | 1968-69          |
| <b>C</b>      |      |                          |                  |
| 19            | LW   | CALDER, Kyle             | 2006-07          |
| 28            | RW   | CALLANDER, Drew          | 1976-79          |
| 13            | LW   | CARCILLO, Dan            | 2008-11          |
| 29            | D    | CARKNER, Terry           | 1988-93          |
| 25            | D    | CARLE, Matt              | 2008-12          |
| 21            | D    | CARRUTHERS, Dwight       | 1967-68          |
| 35            | G    | CARON, Sebastien (DNP)   | 2010             |
| 18            | LW   | CARSON, Lindsay          | 1981-88          |
| 17            | C    | CARTER, Jeff             | 2005-11          |
| 32            | G    | CECHMANEK, Roman         | 2000-03          |
| 35            | G    | CHABOT, Frederic         | 1993-94          |
| 5             | D    | CHERRY, Dick             | 1968-70          |
| 19, 15        | RW   | CHOUINARD, Eric          | 2002-04, 05-06   |
| 40, 6         | D    | CHYCHRUN, Jeff           | 1986-91          |
| 36, 16        | C    | CLARKE, Bobby            | 1969-84          |
| 15, 10        | C    | CLEMENT, Bill            | 1971-75          |
| 5             | D    | COBURN, Braydon          | 2006-15          |
| 44, 9, 35, 29 | D/LW | COCHRANE, Glen           | 1978-79, 81-84   |
| 77            | D    | COFFEY, Paul             | 1996-98          |
| 26            | D    | COLAIACOVO, Carlo        | 2014-15          |
| 23            | RW   | COLLINS, Bill            | 1976-77          |
| 89            | C    | COMRIE, Mike             | 2003-04          |
| 46, 15        | RW   | CONROY, Al               | 1991-94          |
| 22            | C    | CORKUM, Bob              | 1995-96          |
| 33, 32        | LW   | COTE, Riley              | 2006-10          |
| 52            | C    | COUSINS, Nick            | 2014-15          |
| 14            | C    | COUTURIER, Sean          | 2011-12          |
| 27            | LW   | COWICK, Bruce            | 1973-74          |
| 32            | LW/C | CRAVEN, Murray           | 1984-91          |
| 29, 15        | C    | CRISP, Terry             | 1972-77          |
| 44            | D    | CRONIN, Shawn            | 1992-93          |
| 3             | D    | CROSSMAN, Doug           | 1983-88          |
| 26            | RW   | CROWE, Phil              | 1995-96          |
| 14            | C    | CULLEN, Matt             | 2006-07          |
| 12            | RW   | CUMMINS, Jim             | 1993-94          |
| 21            | C    | CUNNINGHAM, Jimmy        | 1977-78          |
| <b>D</b>      |      |                          |                  |
| 19, 11        | LW   | DAIGLE, Alexandre        | 1997-99          |
| 15            | D    | DAIGNEAULT, Jean-Jacques | 1986-88          |
| 2             | D    | DAILEY, Bob              | 1976-82          |
| 24            | C    | DALLMAN, Rod             | 1991-92          |
| 49            | G    | D'AMOUR, Marc            | 1988-89          |
| 46, 14        | RW   | DANIELS, Kimbi           | 1990-92          |
| 8, 22         | LW   | DANIELS, Scott           | 1996-97          |
| 11, 14        | C    | DARBY, Craig             | 1996-98          |
| 29            | LW   | DEAN, Barry              | 1977-79          |
| 15            | D    | DEL ZOTTO, Michael       | 2014-15          |
| 43            | D    | DELMORE, Andy            | 1998-01          |
| 37            | D    | DESJARDINS, Eric         | 1994-06          |
| 20, 9         | RW   | DIMAIO, Rob              | 1993-96          |
| 15            | RW   | DIMITRAKOS, Niko         | 2005-07          |
| 20, 11        | RW   | DINEEN, Kevin            | 1991-96          |



# ALL-TIME FLYERS ROSTER 1967-2016

| NO.        | POS. | PLAYER           | SEASON(S)      |
|------------|------|------------------|----------------|
| 45         | LW   | DIONNE, Gilbert  | 1994-96        |
| 20         | RW   | DIVISEK, Tomas   | 2000-02        |
| 7, 18      | RW   | DOBBIN, Brian    | 1986-92        |
| 20         | C    | DOPITA, Jiri     | 2001-02        |
| 24, 12     | RW   | DORNHOEFER, Gary | 1967-78        |
| 34         | C    | DOWD, Jim        | 2007-08        |
| 9, 27      | RW   | DOWNIE, Steve    | 2007-09, 13-15 |
| 23         | C    | DROLET, Rene     | 1971-72        |
| 26         | RW   | DRUCE, John      | 1995-98        |
| 35         | G    | DUCHESNE, Jeremy | 2009-10        |
| 19, 28, 25 | D    | DUCHESNE, Steve  | 1991-92, 98-99 |
| 32         | C    | DUNLOP, Blake    | 1977-79        |
| 28, 6      | D    | DUPONT, Andre    | 1972-80        |
| 66, 15, 18 | LW   | DUPRE, Yanick    | 1991-92, 94-96 |
| 9          | D    | DVORAK, Miroslav | 1982-85        |
| 24, 29     | D    | DYKHUIS, Karl    | 1994-97, 98-00 |

## E

|          |    |                   |                       |
|----------|----|-------------------|-----------------------|
| 55       | LW | EAGER, Ben        | 2005-08               |
| 44       | D  | EATON, Mark       | 1999-00               |
| 21       | D  | EDESTRAND, Darryl | 1969-70               |
| 9        | C  | EKLUND, Pelle     | 1985-94               |
| 23, 36   | RW | ELLISON, Matt     | 2005-07               |
| 29       | G  | EMERY, Ray        | 2009-10, 14-16        |
| 26       | D  | EMINGER, Steve    | 2008-09               |
| 6, 8, 27 | D  | ERIKSSON, Thomas  | 1980-82, 83-86        |
| 42       | G  | ESCHE, Robert     | 2002-07               |
| 15       | C  | EVANS, Doug       | 1992-93               |
| 23, 25   | C  | EVANS, John       | 1978-79, 80-81, 82-83 |

## F

|                |      |                    |                |
|----------------|------|--------------------|----------------|
| 15             | RW   | FALLOON, Pat       | 1995-98        |
| 36             | LW   | FAUST, Andre       | 1992-94        |
| 1              | G    | FAVELL, Doug       | 1967-73        |
| 52, 29         | LW   | FEDORUK, Todd      | 2000-04, 06-07 |
| 26             | LW   | FEDOTENKO, Ruslan  | 2000-02, 12-13 |
| 18             | RW   | FEDYK, Brent       | 1992-96        |
| 39             | D    | FENYVES, Dave      | 1987-92        |
| 25             | D    | FINLEY, Jeff       | 1993-94        |
| 7, 15          | C    | FISHER, Craig      | 1989-91        |
| 8              | D    | FITZPATRICK, Rory  | 2007-08        |
| 32, 22, 34, 39 | LW   | FITZPATRICK, Ross  | 1982-86        |
| 9              | LW   | FLEMING, Reggie    | 1969-70        |
| 21             | RW   | FLETT, Bill        | 1971-74        |
| 43, 11         | C    | FLOCKHART, Ron     | 1980-83        |
| 22             | D/LW | FOLEY, Rick        | 1971-72        |
| 48, 12         | LW   | FORBES, Colin      | 1996-99        |
| 21             | C    | FORSBERG, Peter    | 2005-07        |
| 44             | D    | FOSTER, Corey      | 1991-92        |
| 3              | D    | FOSTER, Kurtis     | 2011-13        |
| 35             | G    | FOSTER, Norm (DNP) | 1993-94        |
| 29             | LW   | FOTIU, Nick        | 1987-88        |
| 45, 37         | C    | FREER, Mark        | 1986-92        |
| 51             | D    | FRITTSCH, Jamie    | 2008-09        |
| 35             | G    | FROESE, Bob        | 1982-87        |

## G

|        |    |                   |                  |
|--------|----|-------------------|------------------|
| 12     | LW | GAGNE, Simon      | 1999-2010, 12-13 |
| 89     | C  | GAGNER, Sam       | 2015-16          |
| 3      | D  | GALLEY, Garry     | 1991-95          |
| 30     | G  | GAMBLE, Bruce     | 1970-72          |
| 23     | C  | GARDNER, Dave     | 1979-80          |
| 23     | D  | GAUTHIER, Denis   | 2005-08          |
| 5      | D  | GAUTHIER, Jean    | 1967-68          |
| 20, 11 | LW | GENDRON, Jean-Guy | 1968-72          |
| 27     | D  | GERVAIS, Bruno    | 2012-15          |

| NO.          | POS. | PLAYER                | SEASON(S)        |
|--------------|------|-----------------------|------------------|
| 75           | D    | GILL, HAL             | 2013-14          |
| 21           | RW   | GILLEN, Don           | 1979-80          |
| 34           | LW   | GILLIS, Jere          | 1986-87          |
| 30           |      | GILLOW, Russ (DNP)    | 1971-72          |
| 49           |      | GILMOUR, Darryl (DNP) | 1987-88          |
| 56, 28       | RW   | GIROUX, Claude        | 2007-11          |
| 4, 23, 5, 29 | D    | GOODENOUGH, Larry     | 1974-77          |
| 22, 36       | RW   | GORENCE, Tom          | 1978-83          |
| 53           | D    | GOSTISBEHERE, Shayne  | 2014-15          |
| 52           | LW   | GRANT, Triston        | 2006-08          |
| 55, 77       | C    | GRATTON, Chris        | 1997-99          |
| 46, 24       | LW   | GRATTON, Josh         | 2005-06, 2008-09 |
| 35           | G    | GREENLAY, Mike (DNP)  | 1994-95          |
| 65           | LW   | GREENTREE, Kyle       | 2007-08          |
| 15, 23, 9    | RW   | GREIG, Mark           | 1998-01, 2002-03 |
| 32           | D    | GRENIER, Martin       | 2006-08          |
| 8            | D    | GROSSMANN, Nicklas    | 2012-15          |
| 25, 34       | RW   | GUAY, Paul            | 1983-85          |
| 3            | D    | GUDAS, Radko          | 2014-15          |
| 65, 29       | D    | GUENIN, Nate          | 2006-09          |
| 29           | D    | GUSTAFSSON, Erik      | 2010-15          |

## H

|                |      |                 |                |
|----------------|------|-----------------|----------------|
| 11, 36         | C    | HACHBORN, Len   | 1983-85        |
| 33             | G    | HACKETT, Jeff   | 2003-04        |
| 17, 23, 19     | D    | HALE, Larry     | 1968-72        |
| 18             | RW   | HALL, Adam      | 2012-15        |
| 5              | D    | HALLER, Kevin   | 1994-97        |
| 14             | LW   | HAMEL, Denis    | 2006-07        |
| 26             | C    | HANDZUS, Michal | 2002-06        |
| 6              | D    | HANNA, John     | 1967-68        |
| 14, 16         | RW   | HANNIGAN, Pat   | 1967-69        |
| 34             | RW   | HARDING, Jeff   | 1988-90        |
| 25             | D    | HARRIS, Ted     | 1974-75        |
| 19             | LW   | HARTNELL, Scott | 2007-15        |
| 2              | D    | HATCHER, Derian | 2005-09        |
| 18             | C    | HAWERCHUK, Dale | 1995-97        |
| 20             | D    | HAWGOOD, Greg   | 1992-94        |
| 38             | RW   | HEALY, Paul     | 1996-98        |
| 19             | LW   | HEISKALA, Earl  | 1968-71        |
| 27             | G    | HEXTALL, Ron    | 1986-92, 94-99 |
| 17             | RW   | HICKS, Wayne    | 1967-68        |
| 37, 15, 28, 36 | LW   | HILL, Al        | 1976-82, 86-88 |
| 3              | D    | HILLMAN, Larry  | 1969-71        |
| 6              | D    | HILLMAN, Wayne  | 1969-73        |
| 27             | LW   | HLAVAC, Jan     | 2001-02        |
| 10             | LW   | HLUSHKO, Todd   | 1993-94        |
| 18             | C    | HOEKSTRA, Ed    | 1967-68        |
| 24, 34, 35     | D    | HOFFMEYER, Bob  | 1981-83        |
| 68, 30         | G    | HOFFORT, Bruce  | 1989-92        |
| 41             | D    | HOLAN, Milos    | 1993-94        |
| 17             | RW   | HOLMGREN, Paul  | 1975-84        |
| 34, 22         | C    | HOLMSTROM, Ben  | 2010-15        |
| 24             | D/RW | HOLT, Randy     | 1983-84        |
| 43, 21         | LW   | HORACEK, Tony   | 1989-92        |
| 17             | D    | HOSPODAR, Ed    | 1984-85, 86-87 |
| 26             | C    | HOSTAK, Martin  | 1990-92        |
| 35             | G    | HOULE, Martin   | 2006-08        |
| 2              | D    | HOWE, Mark      | 1982-92        |
| 8              | LW   | HOYDA, Dave     | 1977-79        |
| 21             | C    | HUBACEK, Petr   | 2000-01        |
| 47, 44         | D    | HUBER, Willie   | 1987-88        |
| 5, 2           | D    | HUFFMAN, Kerry  | 1986-92, 95-96 |
| 5              | D    | HUGHES, Brent   | 1970-73        |
| 8, 11          | RW   | HULL, Jody      | 1998-99, 99-01 |





# ALL-TIME FLYERS ROSTER 1967-2016

| NO. | POS. | PLAYER               | SEASON(S) |
|-----|------|----------------------|-----------|
| 23  | D    | HUSKINS, Kent        | 2012-13   |
| 40  | G    | HUTTON, Carter (DNP) | 2010      |
| 26  | D    | HYNES, Gord          | 1992-93   |

---

|    |   |              |         |
|----|---|--------------|---------|
| 30 | G | INNESS, Gary | 1975-77 |
|----|---|--------------|---------|

---

| NO.       | POS. | PLAYER         | SEASON(S) |
|-----------|------|----------------|-----------|
| 68        | RW   | JAGR, Jaromir  | 2011-12   |
| 45, 14    | RW   | JENSEN, Chris  | 1989-92   |
| 33, 30    | G    | JENSEN, Darren | 1984-86   |
| 21, 20    | C    | JOHNSON, Jimmy | 1968-72   |
| 5         | D    | JOHNSSON, Kim  | 2001-06   |
| 47        | LW   | JONES, Brad    | 1991-92   |
| 20        | RW   | JONES, Keith   | 1998-01   |
| 51, 29, 6 | D    | JONES, Randy   | 2003-09   |
| 43        | D    | JONSSON, Lars  | 2006-08   |
| 24, 2, 25 | D    | JOSEPH, Chris  | 1997-99   |
| 20        | C    | JOYAL, Eddie   | 1971-72   |
| 12        | LW   | JUHLIN, Patrik | 1994-96   |

---

| NO.           | POS. | PLAYER            | SEASON(S)             |
|---------------|------|-------------------|-----------------------|
| 18            | RW   | KALLIO, Tomi      | 2002-03               |
| 46, 37        | LW   | KALINSKI, Jon     | 2008-10               |
| 21, 28, 11    | LW   | KANE, Boyd        | 2003-04, 06-09        |
| 24            | LW   | KAPANEN, Sami     | 2002-08               |
| 15            | C    | KASPER, Steve     | 1991-93               |
| 36            | RW   | KAVANAGH, Pat     | 2005-06               |
| 23            | LW/C | KEENAN, Larry     | 1971-72               |
| 9             | LW   | KELLY, Bob        | 1970-80               |
| 22            | C    | KENNEDY, Forbes   | 1967-70               |
| 12            | C/RW | KERR, Tim         | 1980-91               |
| 26            | C    | KINDRACHUK, Orest | 1972-78               |
| 20            | RW   | KLATT, Trent      | 1995-99               |
| 22, 9         | RW   | KNUBLE, Mike      | 2005-09, 2012-13      |
| 34            | D    | KONAN, Matthew    | 2012-13               |
| 6, 21         | D    | KORDIC, Dan       | 1991-92, 93-94, 95-99 |
| 25, 15        | LW   | KOVALENKO, Andrei | 1998-99               |
| 2             | D    | KRAJICEK, Lukas   | 2010                  |
| 13            | D    | KUBINA, Pavel     | 2012                  |
| 2             | D    | KUCERA, Frantisek | 1996-97               |
| 28, 3         | D    | KUKKONEN, Lasse   | 2006-09               |
| 35            | G    | KUNTAR, Les (DNP) | 1994-95               |
| 36, 10, 8, 15 | LW   | KUSHNER, Dale     | 1990-92               |

---

| NO.        | POS. | PLAYER            | SEASON(S)      |
|------------|------|-------------------|----------------|
| 68, 36, 20 | RW   | LACOMBE, Normand  | 1990-91        |
| 15, 7      | C    | LACROIX, Andre    | 1967-71        |
| 32         | LW   | LACROIX, Daniel   | 1996-98        |
| 33         | G    | LaFOREST, Mark    | 1987-89        |
| 16         | LW   | LaFORGE, Claude   | 1967-68        |
| 5          | RW   | LAJEUNESSE, Serge | 1973-75        |
| 9          | R    | LALIBERTE, David  | 2009-10        |
| 22         | C    | LAMB, Mark        | 1993-95        |
| 37         | C    | LAMOUREUX, Mitch  | 1987-89        |
| 18         | C    | LANGKOW, Daymond  | 1998-01        |
| 39         | D    | LANK, Jeff        | 1999-00        |
| 14         | RW   | LAPERRIERE, Ian   | 2009-12        |
| 13         | C    | LAPOINTE, Claude  | 2002-04        |
| 5          | D    | LAPOINTE, Rick    | 1976-79        |
| 33         | G    | LAROCQUE, Michel  | 1982-84        |
| 62, 11     | D    | LATAL, Jiri       | 1989-92        |
| 21, 49     | C    | LAUGHTON, Scott   | 2012-13        |
| 38         | D    | LAURIDSEN, Oliver | 2012-15        |
| 47         | RW   | LAW, Kirby        | 2000-01, 02-04 |
| 18         | LW   | LAWLESS, Paul     | 1987-88        |
| 5, 27      | RW   | LEACH, Reggie     | 1974-82        |

| NO.        | POS. | PLAYER                | SEASON(S)      |
|------------|------|-----------------------|----------------|
| 40         | C    | LECAVALIER, Vincent   | 2013-15        |
| 10         | LW   | LeCLAIR, John         | 1994-04        |
| 23, 17     | LW   | LEFEBVRE, Guillaume   | 2001-03        |
| 58         | LW   | LEIER, Taylor         | 2015-16        |
| 49         | G    | LEIGHTON, Michael     | 2006-07, 09-13 |
| 22         | LW   | LEINO, Ville          | 2009-11        |
| 28         | G    | LEMELIN, Rejean (DNP) | 1977-78        |
| 18         | LW   | LESUK, Bill           | 1970-72        |
| 6          | D    | LILJA, Andreas        | 2011-13        |
| 31         | G    | LINDBERGH, Pelle      | 1981-86        |
| 88         | C    | LINDROS, Eric         | 1992-00        |
| 26, 14, 18 | C    | LINSEMAN, Ken         | 1978-82, 89-90 |
| 35         | G    | LITTLE, Neil          | 1996-04        |
| 23         | LW   | LOMAKIN, Andrei       | 1991-93        |
| 18         | LW   | LONSBERRY, Ross       | 1971-78        |
| 15         | RW   | LUCAS, Danny          | 1978-79        |
| 15         | RW   | LUPUL, Joffrey        | 2007-09        |

---

| NO.           | POS. | PLAYER             | SEASON(S)      |
|---------------|------|--------------------|----------------|
| 25            | LW   | MacADAM, Al        | 1973-74        |
| 47            | D    | MacDONALD, Andrew  | 2013-14        |
| 19, 21        | LW   | MacLEISH, Rick     | 1970-81, 83-84 |
| 34            | C    | MacNEIL, Ian       | 2002-03        |
| 19, 4, 21, 24 | D    | MacSWEYN, Ralph    | 1968-72        |
| 14            | C    | MacTAVISH, Craig   | 1994-96        |
| 20            | LW   | MAGUIRE, Kevin     | 1989-90        |
| 3, 25         | D    | MAIR, Jimmy        | 1970-72        |
| 43, 23        | D    | MALGUNAS, Stewart  | 1993-95        |
| 2             | D    | MALAKHOV, Vladimir | 2003-04        |
| 28            | C    | MANDERVILLE, Kent  | 1999-02        |
| 15, 14        | LW   | MANELUK, Mike      | 1998-99, 99-00 |
| 23, 43        | D    | MANNING, Brandon   | 2012-13        |
| 8, 42         | D    | MANTHA, Moe        | 1988-89, 91-92 |
| 55            | D    | MARKOV, Danny      | 2003-04        |
| 8             | D    | MARSH, Brad        | 1981-88        |
| 46            | D    | MARSHALL, Kevin    | 2011-12        |
| 35            | G    | MASON, Steve       | 2012-13        |
| 24            | D    | McALLISTER, Chris  | 2000-03        |
| 9             | LW   | McAMMOND, Dean     | 2000-01        |
| 25, 36, 5     | D    | McCARTHY, Kevin    | 1977-79, 85-87 |
| 21            | RW   | McCARTHY, Sandy    | 1998-00        |
| 10            | D    | McCRIMMON, Brad    | 1982-87        |
| 36            | RW   | McDONALD, Colin    | 2015-16        |
| 27, 29        | D    | McGILL, Ryan       | 1992-95        |
| 3             | D    | McGILLIS, Dan      | 1997-03        |
| 15            | LW   | McGINN, Tye        | 2012-15        |
| 29            | D    | McLHARGAY, Jack    | 1974-77, 79-81 |
| 30, 24        | G    | McLEOD, Don        | 1971-72        |
| 82            | D    | MEDVEDEV, Evgeny   | 2015-16        |
| 23            | C    | MEEHAN, Gerry      | 1968-69        |
| 19            | RW   | MELLANBY, Scott    | 1985-91        |
| 40            | RW   | MELOCHE, Eric      | 2006-07        |
| 41            | D    | MESZAROS, Andrej   | 2010-14        |
| 13            | C    | METROPOLIT, Glen   | 2008-09        |
| 48, 34        | D    | MEYER, Freddy      | 2003-07        |
| 35, 13        | RW   | MICHAYLUK, Dave    | 1981-83        |
| 15            | RW   | MICKEY, Larry      | 1971-72        |
| 4             | D    | MISZUK, John       | 1968-70        |
| 26            | D    | MODRY, Jaroslav    | 2007-08        |
| 36            | LW   | MOKOSAK, Carl      | 1985-86        |
| 22            | C    | MONTGOMERY, Jim    | 1994-96        |
| 39            | G    | MOORE, Robbie      | 1978-80        |
| 21            | RW   | MORRISON, Gary     | 1979-82        |
| 8             | RW   | MORRISON, Lew      | 1969-72        |
| 33            | G    | MRAZEK, Jerome     | 1975-76        |
| 41            | LW   | MULVENNA, Glenn    | 1992-93        |



# ALL-TIME FLYERS ROSTER 1967-2016

| NO.    | POS. | PLAYER                              | SEASON(S) |
|--------|------|-------------------------------------|-----------|
| 67     | G    | MUNROE, Scott (DNP)                 | 2006-09   |
| 3      | D    | MURPHY, Gord                        | 1988-92   |
| 39     | C    | MURRAY, Marty                       | 2001-03   |
| 39     | C    | MURRAY, Mike                        | 1987-88   |
| 23, 24 | LW   | MURRAY, Pat                         | 1990-92   |
| 25, 24 | D    | MURRAY, Terry 1975-77, 78-79, 80-81 |           |
| 18     | RW   | MYHRES, Brantt                      | 1997-98   |
| 31     | G    | MYRE, Phil                          | 1979-81   |

## N

|                |    |                    |         |
|----------------|----|--------------------|---------|
| 42             | LW | NACHBAUR, Don      | 1985-90 |
| 5              | D  | NATTRESS, Ric      | 1992-93 |
| 93             | C  | NEDVED, Petr       | 2005-07 |
| 45             | C  | NEWBURY, Kris      | 2013-14 |
| 44             | D  | NIINIMAA, Janne    | 1996-98 |
| 30             | G  | NIITTYMAKI, Antero | 2003-09 |
| 14, 15         | RW | NODL, Andreas      | 2008-11 |
| 22, 21, 14, 17 | RW | NOLET, Simon       | 1967-74 |

## O

|    |    |                 |         |
|----|----|-----------------|---------|
| 77 | C  | OATES, Adam     | 2001-02 |
| 29 | LW | ODJICK, Gino    | 1999-01 |
| 6  | D  | O'DONNELL, Sean | 2010-11 |
| 49 | G  | QUELLET, Maxime | 2000-01 |
| 17 | LW | OSBURN, Randy   | 1974-75 |
| 29 | C  | OTTO, Joel      | 1995-98 |

## P

|            |    |                      |                       |
|------------|----|----------------------|-----------------------|
| 21, 12, 32 | RW | PADDOCK, John        | 1976-77, 79-80, 82-83 |
| 20, 18, 19 | RW | PAIEMENT, Rosaire    | 1967-70               |
| 30, 1      | G  | PARENT, Bernie       | 1967-71, 73-79        |
| 77         | D  | PARENT, Ryan         | 2006-10               |
| 7          | LW | PARIZEAU, Michel     | 1971-72               |
| 15         | C  | PARK, Richard        | 1998-99               |
| 12         | C  | PASLAWSKI, Greg      | 1992-93               |
| 6, 28      | LW | PATERSON, Joe        | 1984-85               |
| 34         | D  | PATTERSON, Dennis    | 1979-80               |
| 41, 14     | LW | PEDERSON, Mark       | 1990-93               |
| 33         | G  | PEETERS, Pete        | 1978-82, 89-91        |
| 49         | G  | PELLETIER, Jean-Marc | 1998-00               |
| 19         | D  | PELLETIER, Roger     | 1967-68               |
| 22         | RW | PELUSO, Mike         | 2003-04               |
| 15         | C  | PETERS, Garry        | 1967-71               |
| 8          | D  | PETIT, Michel        | 1996-97               |
| 41, 29, 45 | D  | PICARD, Alexandre    | 2005-08               |
| 42         | LW | PICARD, Michel       | 2000-01               |
| 44         | D  | PITKANEN, Joni       | 2003-07               |
| 38         | C  | PLANTE, Derek        | 2000-01               |
| 25, 20     | RW | PLANTE, Pierre       | 1971-73               |
| 11         | LW | PLETKA, Vaclav       | 2001-02               |
| 25         | LW | PODIEN, Shjon        | 1994-99               |
| 11         | C  | POTULNY, Ryan        | 2005-08               |
| 25         | D  | POTVIN, Jean         | 1971-73               |
| 34, 20     | C  | POULIN, Dave         | 1982-90               |
| 36         | C  | POWE, Darroll        | 2008-11               |
| 18         | LW | PRESTON, Yves        | 1978-79, 80-81        |
| 25         | C  | PRIMEAU, Keith       | 1999-06               |
| 28, 54     | D  | PRINTZ, David        | 2005-07               |
| 20         | D  | PRONGER, Chris       | 2009-15               |
| 14, 26     | LW | PROPP, Brian         | 1979-90               |
| 45, 40     | C  | PROSPAL, Vaclav      | 1996-98, 07-08        |
| 27         | C  | PYORALA, Mika        | 2009-10               |

## Q

|            |   |            |                |
|------------|---|------------|----------------|
| 14, 10, 11 | C | QUINN, Dan | 1991-92, 95-96 |
|------------|---|------------|----------------|

| NO. | POS. | PLAYER | SEASON(S) |
|-----|------|--------|-----------|
|-----|------|--------|-----------|

## R

|               |    |                     |                |
|---------------|----|---------------------|----------------|
| 29            | D  | RACINE, Yves        | 1993-94        |
| 60            | RW | RADUNS, Nate        | 2008-09        |
| 19            | RW | RADIVOJEVIC, Branko | 2003-06        |
| 12            | LW | RAFFL, Michael      | 2013-14        |
| 28            | D  | RAGNARSSON, Marcus  | 2002-04        |
| 5             | D  | RAMAGE, Rob         | 1993-94        |
| 19            | LW | RANHEIM, Paul       | 2000-03        |
| 3             | D  | RATHJE, Mike        | 2005-09        |
| 24            | RW | READ, Matt          | 2011-12        |
| 14            | LW | READY, Ryan         | 2005-06        |
| 8, 11         | RW | RECCHI, Mark        | 1991-95, 98-04 |
| 26            | RW | REID, Darren        | 2006-08        |
| 19            | RW | RENNBERG, Mikael    | 1993-97, 98-00 |
| 33            | G  | RESCH, Glenn        | 1985-87        |
| 18            | C  | RICCI, Mike         | 1990-92        |
| 18            | C  | RICHARDS, Michael   | 2005-11        |
| 22            | D  | RICHARDSON, Luke    | 1997-02        |
| 34, 5         | D  | RICHTER, Dave       | 1985-86        |
| 36            | C  | RINALDO, Zac        | 2011-15        |
| 31            | LW | RITCHIE, Bob        | 1976-77        |
| 36            | D  | ROBERTS, Gordie     | 1987-88        |
| 27            | C  | ROBITAILLE, Randy   | 2006-07        |
| 9             | RW | ROCHFORD, Leon      | 1967-69        |
| 97            | C  | ROENICK, Jeremy     | 2001-04        |
| 42            | RW | ROMANIUK, Russ      | 1995-96        |
| 48, 34        | D  | ROOT, Bill          | 1987-88        |
| 20, 18        | D  | ROSEHILL, Jay       | 2012-15        |
| 42            | C  | ROSS, Jared         | 2008-10        |
| 10            | LW | ROUPE, Magnus       | 1987-88        |
| 33            | G  | ROUSSEL, Dominic    | 1991-96, 96-97 |
| 36, 3, 5      | D  | RUMBLE, Darren      | 1990-92, 95-97 |
| 40, 9, 15, 14 | RW | RUZICKA, Stefan     | 2005-08        |

## S

|                   |    |                         |                |
|-------------------|----|-------------------------|----------------|
| 47                | D  | SABOL, Shaun            | 1989-90        |
| 15                | RW | SACCO, Joe              | 2002-03        |
| 25, 11            | RW | SALESKI, Don            | 1971-79        |
| 28                | D  | SAMUELSSON, Kjell       | 1986-92, 95-98 |
| 55                | D  | SAMUELSSON, Ulf         | 1999-00        |
| 50                | D  | SANDELIN, Scott         | 1990-91        |
| 8                 | LW | SANDERSON, Geoff        | 2006-07        |
| 21, 24            | RW | SARRAZIN, Dick          | 1968-70, 71-72 |
| 27                | C  | SAVAGE, Andre           | 2002-03        |
| 49                | LW | SAVAGE, Brian           | 2005-06        |
| 47                | D  | SBISA, Luca             | 2008-09        |
| 10                | C  | SCHENN, Brayden         | 2011-12        |
| 22                | D  | SCHENN, Luke            | 2012-16        |
| 10                | RW | SCHMAUTZ, Cliff         | 1970-71        |
| 22                | LW | SCHOCK, Danny           | 1970-71        |
| 25, 8             | LW | SCHULTZ, Dave           | 1971-76        |
| 55                | D  | SCHULTZ, Nick           | 2014-15        |
| 11                | C  | SEABROOKE, Glen         | 1986-89        |
| 21                | LW | SECORD, Al              | 1988-89        |
| 36, 28            | D  | SEIDENBERG, Dennis      | 2002-06        |
| 10                | LW | SELBY, Brit             | 1967-69        |
| 34, 44            | C  | SEMENOV, Anatoli        | 1994-96        |
| 32                | LW | SESTITO, Tom            | 2012-13        |
| 30                | G  | SETTLEMAYER, Dave (DNP) | 1989-90        |
| 51, 11, 18, 32, 9 | C  | SHARP, Patrick          | 2002-06        |
| 45                | LW | SHELLEY, Jody           | 2010-13        |
| 21                | RW | SIKLENKA, Mike          | 2002-03        |
| 11                | C  | SILLINGER, Mike         | 1997-99        |



# ALL-TIME FLYERS ROSTER 1967-2016

| NO.        | POS. | PLAYER             | SEASON(S)      |
|------------|------|--------------------|----------------|
| 11         | RW   | SIM, Jon           | 2005-06        |
| 17         | RW   | SIMMONDS, Wayne    | 2011-**        |
| 48         | LW   | SIMPSON, Reid      | 1991-92        |
| 23         | L/RW | SINISALO, Ilkka    | 1981-90        |
| 21         | RW   | SIROIS, Bob        | 1974-75        |
| 9, 27      | C    | SITTLER, Darryl    | 1982-84        |
| 15         | C    | SKALDE, Jarrod     | 2001-02        |
| 43         | D    | SKOLNEY, Wade      | 2005-06        |
| 40         | D    | SLOANE, David      | 2008-09        |
| 15, 45     | D    | SLANEY, John       | 2001-02, 03-04 |
| 24         | LW   | SMITH, Derrick     | 1984-91        |
| 21         | D    | SMITH, Jason       | 2007-08        |
| 24, 5      | D    | SMITH, Steve       | 1981-82, 84-87 |
| 40, 6      | D    | SMYTH, Greg        | 1986-88        |
| 30         | G    | SNOW, Garth        | 1995-98        |
| 14         | C    | SNUGGERUD, Dave    | 1992-93        |
| 30         | G    | SODERSTROM, Tommy  | 1992-94        |
| 20         | LW   | SOMIK, Radovan     | 2002-04        |
| 30         | G    | ST.CROIX, Rick     | 1977-83        |
| 42, 22     | D    | ST.JACQUES, Bruno  | 2001-03        |
| 23         | RW   | STANKIEWICZ, Myron | 1968-69        |
| 6          | D    | STANLEY, Allan     | 1968-69        |
| 28, 34, 29 | D    | STANLEY, Daryl     | 1983-84, 85-87 |
| 35         | G    | STEPHENSON, Wayne  | 1974-79        |
| 41         | D    | STEVENS, John      | 1986-88        |
| 25         | LW   | STEVENS, Kevin     | 2000-01        |
| 27         | RW   | STEVENSON, Turner  | 2005-06        |
| 44         | C    | STOCK, P.J.        | 2000-01        |
| 35         | G    | STORR, Jamie (DNP) | 2005-06        |
| 44         | C    | STOTHERS, Mike     | 1984-88        |
| 19         | C    | STRATTON, Art      | 1967-69        |
| 32         | D    | STREIT, Mark       | 2013-**        |
| 15         | LW   | SULLIMAN, Doug     | 1988-90        |
| 11, 10     | LW   | SUTHERLAND, Bill   | 1967-71        |
| 15         | RW   | SUTTER, Rich       | 1983-86        |
| 14         | C    | SUTTER, Ron        | 1982-91        |
| 4          | D    | SUZOR, Mark        | 1976-77        |
| 3, 23      | D    | SVOBODA, Petr      | 1994-99        |
| 22         | RW   | SWARBRICK, George  | 1970-71        |
| 23         | D    | SYKORA, Michal     | 2000-01        |
| 26         | D    | SYVRET, Danny      | 2008-11, 12-13 |

## T

|        |    |                         |                |
|--------|----|-------------------------|----------------|
| 25, 27 | C  | TALBOT, Maxime          | 2011-14        |
| 30     | G  | TAYLOR, Bobby           | 1971-76        |
| 35, 15 | C  | TAYLOR, Mark            | 1981-83        |
| 5      | D  | TERTYSHNY, Dmitri       | 1998-99        |
| 6      | D  | THERIEN, Chris          | 1994-04, 05-06 |
| 25     | LW | THORESEN, Patrick       | 2007-08        |
| 17     | RW | TIBBETTS, Billy         | 2001-02        |
| 2      | D  | TILEY, Brad             | 2000-01        |
| 3      | D  | TIMANDER, Mattias       | 2003-04        |
| 46     | D  | TIMONEN, Jussi          | 2006-07        |
| 44     | D  | TIMONEN, Kimmo          | 2007-15        |
| 14     | C  | TIPPETT, Dave           | 1993-94        |
| 22, 92 | RW | TOCCHET, Rick           | 1984-92, 99-02 |
| 55     | D  | TOLLEFSEN, Ole-Kristian | 2009-10        |
| 53     | RW | TOLPEKO, Denis          | 2007-08        |
| 37     | C  | TOOKEY, Tim             | 1986-87        |

## U

|        |    |                  |                |
|--------|----|------------------|----------------|
| 20, 18 | C  | UMBERGER, R.J.   | 2005-08, 14-16 |
| 9      | RW | UPSHALL, Scottie | 2006-09        |

| NO.        | POS. | PLAYER              | SEASON(S)      |
|------------|------|---------------------|----------------|
| V          |      |                     |                |
| 23         | D    | VAANANEN, Ossi      | 2008-09        |
| 34         | G    | VANBIESBROUCK, John | 1998-00        |
| 76         | C    | VANDEVELDE, Chris   | 2013-**        |
| 23, 26     | D    | VANDERMEER, Jim     | 2002-04, 07-08 |
| 2          | D    | VANIMPE, Ed         | 1967-76        |
| 21         | LW   | van RIEMSDYK, James | 2009-12        |
| 10         | RW   | VERSTEEG, Kris      | 2010-11        |
| 43, 28, 11 | RW   | VERVERGAERT, Dennis | 1978-80        |
| 43         | C    | VILGRAIN, Claude    | 1993-94        |
| 24, 29     | LW   | VOPAT, Roman        | 1998-99        |
| 93         | RW   | VORACEK, Jakub      | 2011-**        |

## W

|                |    |                  |                |
|----------------|----|------------------|----------------|
| 8              | D  | WALKER, Matt     | 2010-13        |
| 36             | C  | WALZ, Wes        | 1991-93        |
| 18             | LW | WARRIMER, Todd   | 2002-03        |
| 38             | C  | WASHBURN, Steve  | 1999-00, 00-01 |
| 20             | D  | WATSON, Jimmy    | 1972-82        |
| 3, 14          | D  | WATSON, Joe      | 1967-78        |
| 19             | C  | WEAL, Jordan     | 2015-**        |
| 2              | D  | WEINRICH, Eric   | 2001-04        |
| 7              | D  | WELLS, Jay       | 1988-90        |
| 47             | LW | WELLWOOD, Eric   | 2010-15        |
| 54             | RW | WESENBERG, Brian | 1998-00        |
| 8, 6           | D  | WESLEY, Blake    | 1979-81        |
| 14, 15         | C  | WHITE, Peter     | 1998-01, 03-04 |
| 25             | C  | WHITE, Ryan      | 2014-16        |
| 15, 23         | C  | WHITE, Todd      | 1999-00        |
| 24             | D  | WILKIE, Bob      | 1993-94        |
| 35, 34         | C  | WILLIAMS, Gordie | 1981-83        |
| 14             | RW | WILLIAMS, Justin | 2000-04        |
| 3              | D  | WILSON, Behn     | 1978-83        |
| 1              | G  | WILSON, Dunc     | 1969-70        |
| 32             | RW | WINNES, Chris    | 1993-94        |
| 35             | G  | WREGGET, Ken     | 1988-92        |
| 18             | LW | WRIGHT, Jamie    | 2002-03        |
| 20             | LW | WRIGHT, Keith    | 1967-68        |
| 10, 15, 21, 20 | C  | WRIGHT, Larry    | 1971-73, 75-76 |

## Y

|       |   |                    |                |
|-------|---|--------------------|----------------|
| 61    | C | YORK, Mike         | 2006-07        |
| 6     | C | YOUNG, Tim         | 1984-85        |
| 30    | G | YOUNG, Wendell     | 1987-88        |
| 2, 22 | D | YUSHKEVICH, Dmitri | 1992-95, 02-03 |

## Z

|       |    |                    |         |
|-------|----|--------------------|---------|
| 24    | D  | ZALAPSKI, Zarley   | 1999-00 |
| 24    | D  | ZEIDEL, Larry      | 1967-69 |
| 26    | LW | ZELEPUKIN, Valeri  | 1998-00 |
| 40    | LW | ZENT, Jason        | 1998-00 |
| 26    | D  | ZETTLER, Rob       | 1993-95 |
| 25    | C  | ZEZEL, Peter       | 1984-88 |
| 23    | C  | ZHAMNOV, Alexei    | 2003-04 |
| 93    | RW | ZHERDEV, Nikolay   | 2010-11 |
| 77    | D  | ZHITNIK, Alexei    | 2006-07 |
| 29    | LW | ZOLNIERCZYK, Harry | 2011-13 |
| 42, 9 | LW | ZUBRUS, Dainius    | 1996-99 |

■ Denotes Flyers retired number  
 \*\*Still active on Flyers roster (DNP): Dressed, but did not play



# ALL-TIME NUMERICAL ROSTER

| #  | POS.              | PLAYER              | SEASON(S)      | #                | POS.               | PLAYER           | SEASON(S)     | #                        | POS.               | PLAYER  | SEASON(S) |
|----|-------------------|---------------------|----------------|------------------|--------------------|------------------|---------------|--------------------------|--------------------|---------|-----------|
| 1  | G                 | FAVELL, Doug        | 1967-73        | D                | HILLMAN, Wayne     | 1969-73          | C             | WRIGHT, Larry            | 1971-72            |         |           |
|    | G                 | PARENT, Bernie      | 1972-79        | D                | JONES, Randy       | 2003-04, 06-09   | 11            | RW                       | AMONTE, Tony       | 2002-04 |           |
|    | G                 | PARENT, Bernie      | 1973-79        | D                | KORDIC, Dan        | 1991-92, 93-94   | C             | BETTS, Blair             | 2009-11            |         |           |
|    | G                 | WILSON, Dunc        | 1969-70        | D                | LILJA, Andreas     | 2011-13          | LW            | DAIGLE, Alexandre        | 1998-99            |         |           |
| 2  | D                 | BURT, Adam          | 1998-00        | D                | O'DONNELL, Sean    | 2010-11          | C             | DARBY, Craig             | 1996-97            |         |           |
|    | D                 | DAILEY, Bob         | 1976-82        | LW               | PATERSON, Flock    | 1984-85          | RW            | DINEEN, Kevin            | 1995-96            |         |           |
|    | D                 | HATCHER, Derian     | 2005-09        | D                | SMYTH, Greg        | 1987-88          | C             | FLOCKHART, Ron           | 1982-84            |         |           |
|    | D                 | HOWE, Mark          | 1982-92        | D                | STANLEY, Allan     | 1968-69          | LW            | GENDRON, Jean-Guy        | 1968-72            |         |           |
|    | D                 | HUFFMAN, Kerry      | 1995-96        | D                | THERIEN, Chris     | 1994-04, 2005-06 | C             | HACHBORN, Len            | 1984-85            |         |           |
|    | D                 | JOSEPH, Chris       | 1998-99        | D                | WESLEY, Blake      | 1980-81          | RW            | HULL, Jody               | 1999-01            |         |           |
|    | D                 | KRAJICEK, Lukas     | 2009-10        | C                | YOUNG, Tim         | 1984-85          | LW            | KANE, Boyd               | 2008-09            |         |           |
|    | D                 | KUCERA, Frantisek   | 1996-97        | 7                | C                  | ANGOTTI, Lou     | 1967-68       | D                        | LATAL, Jiri        | 1989-92 |           |
|    | D                 | MALAKHOV, Vladimir  | 2003-04        | LW               | BARBER, Bill       | 1972-84          | LW            | PLETKA, Vaclav           | 2001-02            |         |           |
|    | D                 | TILEY, Brad         | 2000-01        | RW               | DOBBIN, Brian      | 1986-88          | C             | POTULNY, Ryan            | 2005-08            |         |           |
|    | D                 | VAN MIJDE, Ed       | 1967-76        | C                | FISHER, Craig      | 1989-90          | C             | QUINN, Dan               | 1995-96            |         |           |
|    | D                 | WEINRICH, Eric      | 2001-04        | C                | LACROIX, Andre     | 1969-71          | RW            | RECCHI, Mark             | 1998-99            |         |           |
|    | D                 | YUSHKEVICH, Dmitriy | 1992-95        | LW               | PARIZEAU, Michel   | 1971-72          | RW            | SALESKI, Don             | 1977-79            |         |           |
| 3  | D                 | BARTULIS, Oskars    | 2009-12        | D                | WELLS, Jay         | 1988-90          | C             | SEABROOKE, Glen          | 1986-89            |         |           |
|    | D                 | BLADON, Tom         | 1974-75        | LW               | ANTOSKI, Shawn     | 1994-96          | C             | SHARP, Patrick           | 2002-03            |         |           |
|    | D                 | BRIMANIS, Aris      | 1996-97        | D                | BARON, Murray      | 1989-91          | C             | SHILLINGER, Mike         | 1997-99            |         |           |
|    | D                 | BROSSART, Willie    | 1972-73        | LW               | BLACKBURN, Don     | 1967-69          | RW            | SIM, Jon                 | 2005-06            |         |           |
|    | D                 | BROWN, Larry        | 1971-72        | D                | BOWEN, Jason       | 1992-93          | LW            | SUTHERLAND, Bill         | 1967-68            |         |           |
|    | D                 | CROSSMAN, Doug      | 1983-88        | LW               | DANIELS, Scott     | 1996-97          | RW            | VERVERGAERT, Dennis      | 1979-80            |         |           |
|    | D                 | FOSTER, Kurtis      | 2012-13        | D                | ERIKSSON, Thomas   | 1980-81          | 12            | LW                       | BERUBE, Craig      | 1998-99 |           |
|    | D                 | GALLEY, Garry       | 1991-95        | D                | FITZPATRICK, Rory  | 2007-08          | RW            | CUMMINS, Jim             | 1993-94            |         |           |
|    | D                 | GUDAS, Radko        | 2014-*         | LW               | HOYDA, Dave        | 1977-79          | RW            | DORNHOEFER, Gary         | 1977-78            |         |           |
|    | D                 | HILLMAN, Larry      | 1969-71        | RW               | HULL, Jody         | 1998-99          | RW            | FORBES, Colin            | 1996-99            |         |           |
|    | D                 | KUKKONEN, Lasse     | 2008-09        | D                | GROSSMANN, Nicklas | 2012-15          | LW            | GAGNE, Simon             | 1999-2010, 2012-13 |         |           |
|    | D                 | MAIR, Jimmy         | 1971-72        | LW               | KUSHNER, Dale      | 1991-92          | LW            | JUHLIN, Patrik           | 1994-96            |         |           |
|    | D                 | McGILLIS, Dan       | 1997-03        | D                | MANTHA, Moe        | 1988-89          | C/RW          | KERR, Tim                | 1980-91            |         |           |
|    | D                 | MURPHY, Gord        | 1988-92        | D                | MARSH, Brad        | 1981-88          | RW            | PADDOCK, John            | 1979-80            |         |           |
|    | D                 | RATHJE, Mike        | 2005-09        | RW               | MORRISON, Lew      | 1969-72          | C             | PASLAWSKI, Greg          | 1992-93            |         |           |
|    | D                 | RUMBLE, Darren      | 1995-96        | D                | PETIT, Michel      | 1996-97          | LW            | RAFFL, Michael           | 2013-*             |         |           |
|    | D                 | SVOBODA, Petr       | 1994-95        | RW               | RECCHI, Mark       | 1991-95, 98-04   | 13            | LW                       | CARCILLO, Dan      | 2008-11 |           |
|    | D                 | TIMANDER, Mattias   | 2003-04        | LW               | SANDERSON, Geoff   | 2006-07          | D             | KUBINA, Pavel            | 2011-12            |         |           |
|    | D                 | WATSON, Joe         | 1968-69        | LW               | SCHULTZ, Dave      | 1973-76          | C             | LAPOINTE, Claude         | 2002-04            |         |           |
|    | D                 | WILSON, Behn        | 1978-83        | D                | WALKER, Matt       | 2010-12          | C             | METROPOLIT, Glen         | 2008-09            |         |           |
| 4  | D                 | ASHBEE, Barry       | 1970-74        | D                | WESLEY, Blake      | 1979-80          | RW            | MICHAYLUK, Dave          | 1982-83            |         |           |
|    | D                 | BLADON, Tom         | 1975-76        | 9                | D/LW               | COCHRANE, Glen   | 1978-79       | LW                       | ANDERSSON, Mikael  | 1998-00 |           |
|    | D                 | GOODENOUGH, Larry   | 1976-77        | RW               | DIMAIO, Rob        | 1994-96          | C             | COUTURIER, Sean          | 2011-*             |         |           |
|    | D                 | MacSWEYN, Ralph     | 1969-70        | RW               | DOWNIE, Steve      | 2013-14          | C             | CULLEN, Matt             | 2006-07            |         |           |
|    | D                 | MISZUK, John        | 1968-70        | D                | DVORAK, Miroslav   | 1982-85          | RW            | DANIELS, Kimbi           | 1991-92            |         |           |
|    | D                 | SUZOR, Mark         | 1976-77        | C                | EKLUND, Pelle      | 1985-94          | C             | DARBY, Craig             | 1997-98            |         |           |
| 5  | D                 | BATHE, Frank        | 1983-84        | LW               | FLEMING, Reggie    | 1969-70          | LW            | HAMEL, Denis             | 2006-07            |         |           |
|    | D                 | BAUMGARTNER, Nolan  | 2006-07        | RW               | GREIG, Mark        | 2002-03          | RW            | HANNIGAN, Pat            | 1967-68            |         |           |
| RW | BOLAND, MikeA.    | 1974-75             | LW             | KELLY, Bob       | 1970-80            | RW               | JENSEN, Chris | 1991-92                  |                    |         |           |
| RW | CHERRY, Dick      | 1968-70             | RW             | KNUBLE, Mike     | 2012-13            | C                | LINSEMAN, Ken | 1980-82                  |                    |         |           |
|    | D                 | COBURN, Braydon     | 2006-15        | R                | LALIBERTE, David   | 2009-11          | C             | MacTAVISH, Craig         | 1994-96            |         |           |
|    | D                 | GAUTHIER, Jean      | 1967-68        | LW               | McAMMOND, Dean     | 2000-01          | LW            | MANELUK, Mike            | 1999-00            |         |           |
|    | D                 | GOODENOUGH, Larry   | 1974-75        | RW               | ROCHFORD, Leon     | 1967-69          | RW            | NODL, Andreas            | 2008-09            |         |           |
|    | D                 | HALLER, Kevin       | 1994-97        | RW               | RUZICKA, Stefan    | 2006-07          | RW            | NOLET, Simon             | 1969-70            |         |           |
|    | D                 | HUFFMAN, Kerry      | 1986-90        | C                | SHARP, Patrick     | 2005-06          | LW            | PEDERSON, Mark           | 1991-93            |         |           |
|    | D                 | HUFFMAN, Kerry      | 1986-87, 91-92 | C                | SITTLER, Darryl    | 1982-83          | LW            | PROPP, Brian             | 1979-82            |         |           |
|    | D                 | HUGHES, Brent       | 1970-73        | RW               | UPSHALL, Scottie   | 2006-09          | C             | QUINN, Dan               | 1995-96            |         |           |
|    | D                 | JOHNSON, Kim        | 2001-06        | LW               | ZUBRUS, Dainius    | 1998-99          | LW            | READY, Ryan              | 2005-06            |         |           |
| RW | LAJEUNESSE, Serge | 1973-75             | 10             | LW               | BOVIN, Claude      | 1992-94          | RW            | RUZICKA, Stefan          | 2007-08            |         |           |
|    | D                 | LAPOINTE, Rick      | 1976-79        | C                | BRIDGMAN, Mel      | 1975-82          | C             | SNUGGERUD, Dave          | 1992-93            |         |           |
| RW | LEACH, Reggie     | 1981-82             | D              | BROSSART, Willie | 1972-73            | C                | SUTTER, Ron   | 1982-91                  |                    |         |           |
|    | D                 | McCARTHY, Kevin     | 1986-87        | C                | BULLARD, Mike      | 1988-90          | C             | TIPPETT, Dave            | 1993-94            |         |           |
|    | D                 | NATTRESS, Ric       | 1992-93        | C                | CLEMENT, Bill      | 1972-75          | D             | WATSON, Joe              | 1970-78            |         |           |
|    | D                 | RAMAGE, Rob         | 1993-94        | LW               | KUSHNER, Dale      | 1990-91          | C             | WHITE, Peter             | 1998-99            |         |           |
|    | D                 | RICHTER, Dave       | 1985-86        | LW               | LeCLAIR, John      | 1994-04          | RW            | WILLIAMS, Justin         | 2000-04            |         |           |
|    | D                 | UMBLE, Darren       | 1996-97        | D                | McCRIMMON, Brad    | 1982-87          | RW            | CHOINARD, Eric           | 2005-06            |         |           |
|    | D                 | SMITH, Steve        | 1984-87        | C                | QUINN, Dan         | 1991-92          | C             | CLEMENT, Bill            | 1971-72            |         |           |
|    | D                 | TERTYSHNY, Dmitri   | 1998-99        | LW               | ROUPE, Magnus      | 1987-88          | RW            | CONROY, Al               | 1993-94            |         |           |
| 6  | D                 | ARTHUR, Fred        | 1981-82        | C                | SCHENN, Brayden    | 2011-*           | C             | CRISP, Terry             | 1942-77            |         |           |
|    | D                 | CHYCHRUN, Jeff      | 1990-91        | RW               | SCHMAUTZ, Cliff    | 1970-71          | D             | DAIGNEAULT, Jean-Jacques | 1986-88            |         |           |
|    | D                 | DUPONT, Andre       | 1974-80        | LW               | SELBY, Brit        | 1967-69          | D             | DEL ZOTTO, Michael       | 2014-*             |         |           |
|    | D                 | ERIKSSON, Thomas    | 1981-82        | LW               | SUTHERLAND, Bill   | 1968-71          | RW            | DIMITRAKOS, Niko         | 2005-07            |         |           |
|    | D                 | HANNA, John         | 1967-68        | RW               | VERSTEEG, Kris     | 2010-11          | LW            | DUPRE, Yanick            | 1994-95            |         |           |

Retired Numbers



# ALL-TIME NUMERICAL ROSTER

| #         | POS.                | PLAYER               | SEASON(S)        | #         | POS.                 | PLAYER | SEASON(S)      | #         | POS.                | PLAYER | SEASON(S)      |
|-----------|---------------------|----------------------|------------------|-----------|----------------------|--------|----------------|-----------|---------------------|--------|----------------|
|           | C                   | EVANS, Doug          | 1992-93          | LW        | CALDER, Kyle         |        | 2006-07        | C         | CORKUM, Bob         |        | 1995-96        |
| RW        | FALLOON, Pat        |                      | 1995-98          | RW        | CHOUINARD, Eric      |        | 2002-04        | LW        | DANIELS, Scott      |        | 1996-97        |
| C         | FISHER, Craig       |                      | 1990-91          | LW        | DAIGLE, Alexandre    |        | 1997-98        | LW        | FITZPATRICK, Ross   |        | 1983-84        |
| RW        | GREIG, Mark         |                      | 1998-00          | D         | DUCHESENE, Steve     |        | 1991-92, 98-99 | D/LW      | FOLEY, Rick         |        | 1971-72        |
| RW        | HANNIGAN, Pat       |                      | 1968-69          | D         | HALE, Larry          |        | 1971-72        | RW        | GORENCE, Tom        |        | 1978-82        |
| LW        | HILL, Al            |                      | 1980-81          | LW        | HARTNELL, Scott      |        | 2007-14        | C         | HOLMSTROM, Ben      |        | 2011-12        |
| C         | KASPER, Steve       |                      | 1991-93          | LW        | HEISKALA, Earl       |        | 1968-71        | C         | KENNEDY, Forbes     |        | 1967-70        |
| LW        | KOVALENKO, Andrei   |                      | 1998-99          | LW        | MacLEISH, Rick       |        | 1970-81        | RW        | KNUBLE, Mike        |        | 2005-09        |
| LW        | KUSHNER, Dale       |                      | 1991-92          | D         | MacSWEYN, Ralph      |        | 1968-69        | C         | LAMB, Mark          |        | 1993-95        |
| C         | LACROIX, Andre      |                      | 1967-68          | RW        | MELLANBY, Scott      |        | 1985-91        | LW        | LEINO, Ville        |        | 2009-11        |
| RW        | LUCAS, Danny        |                      | 1978-79          | RW        | PAIEMENT, Rosaire    |        | 1969-70        | C         | MONTGOMERY, Jim     |        | 1994-96        |
| RW        | LUPUL, Joffrey      |                      | 2007-09          | D         | PELLETIER, Roger     |        | 1967-68        | RW        | NOLET, Simon        |        | 1967-68        |
| LW        | MANELUK, Mike       |                      | 1998-99          | RW        | RADIVOJEVIC, Branko  |        | 2003-06        | RW        | PELLISO, Mike       |        | 2003-04        |
| LW        | McGINN, Tye         |                      | 2012-14          | LW        | RANHEIM, Paul        |        | 2000-03        | D         | RICHARDSON, Luke    |        | 1997-02        |
| RW        | MICKEY, Larry       |                      | 1971-72          | RW        | RENBURG, Mikael      |        | 1993-97, 98-00 | D         | SCHENN, Luke        |        | 2012-11        |
| RW        | NODL, Andreas       |                      | 2009-12          | C         | STRATTON, Art        |        | 1967-69        | LW        | SCHOCK, Danny       |        | 1970-71        |
| C         | PARK, Richard       |                      | 1998-99          | <b>20</b> | RW BARRIE, Len       |        | 1989-90        | D         | ST.JACQUES, Bruno   |        | 2002-03        |
| C         | PETERS, Garry       |                      | 1967-71          | RW        | DIMAIO, Rob          |        | 1993-94        | RW        | SWARBICK, George    |        | 1970-71        |
| RW        | RUZICKA, Stefan     |                      | 2006-07          | RW        | DINEEN, Kevin        |        | 1991-93        | RW        | TOCCHET, Rick       |        | 1984-92        |
| RW        | SACCO, Joe          |                      | 2002-03          | RW        | DIVISEK, Tomas       |        | 2000-02        | D         | YUSHKEVICH, Dmitry  |        | 2002-03        |
| C         | SKALDE, Jarrod      |                      | 2001-02          | C         | DOPITA, Jiri         |        | 2001-02        | D         | YUSHKEVICH, Dmitry  |        | 2002-03        |
| D         | SLANEY, John        |                      | 2001-02          | LW        | GENDRON, Jean-Guy    |        | 1967-68        | <b>23</b> | D BARNES, Norm      |        | 1976-77        |
| LW        | SULLIMAN, Doug      |                      | 1988-90          | D         | HAWGOOD, Greg        |        | 1992-94        | D         | BLADON, Tom         |        | 1976-79        |
| RW        | SUTTER, Rich        |                      | 1983-86          | C         | JOHNSON, Jimmy       |        | 1970-72        | RW        | COLLINS, Bill       |        | 1976-77        |
| C         | TAYLOR, Mark        |                      | 1982-84          | RW        | JONES, Keith         |        | 1998-01        | C         | DROLET, Rene        |        | 1971-72        |
| C         | WHITE, Peter        |                      | 1999-00, 2003-04 | C         | JOYAL, Eddie         |        | 1971-72        | RW        | ELLISON, Matt       |        | 2005-06        |
| C         | WHITE, Todd         |                      | 1999-00          | RW        | KLATT, Trent         |        | 1995-99        | C         | EVANS, John         |        | 1978-79, 80-81 |
| C         | WRIGHT, Larry       |                      | 1972-73          | RW        | LACOMBE, Normand     |        | 1990-91        | C         | GARDNER, Dave       |        | 1979-80        |
| <b>16</b> | <b>C</b>            | <b>CLARKE, Bobby</b> | <b>1969-84</b>   | LW        | MAGUIRE, Kevin       |        | 1989-90        | D         | GAUTHIER, Denis     |        | 2005-08        |
| LW        | LAFORGE, Claude     |                      | 1967-68          | RW        | PAIEMENT, Rosaire    |        | 1967-68        | D         | GOODENOUGH, Larry   |        | 1975-76        |
| <b>17</b> | LW                  | BERUBE, Craig        | 1988-91          | RW        | PLANTE, Pierre       |        | 1972-73        | RW        | GREIG, Mark         |        | 2000-01        |
| RW        | BOLAND, MikeA.      |                      | 1974-75          | C         | POULIN, Dave         |        | 1984-90        | D         | HALE, Larry         |        | 1969-70        |
| C/LW      | BRIND'AMOUR, Rod    |                      | 1991-00          | D         | PRONGER, Chris       |        | 2009-15        | D         | HUSKINS, Kent       |        | 2012-13        |
| C         | CARTER, Jeff        |                      | 2005-11          | LW        | SOMIK, Radovan       |        | 2002-04        | LW        | LEFEBVRE, Guillaume |        | 2001-02        |
| D         | HALE, Larry         |                      | 1968-69          | C         | UMBERGER, R.J.       |        | 2005-08        | LW        | LOMAKIN, Andrei     |        | 1991-93        |
| RW        | HICKS, Wayne        |                      | 1967-68          | D         | WATSON, Jimmy        |        | 1972-82        | D         | MALGUNAS, Stewart   |        | 1993-95        |
| RW        | HOLMGREN, Paul      |                      | 1975-84          | LW        | WRIGHT, Keith        |        | 1967-68        | D         | MANNING, Brandon    |        | 2011-12, 15-16 |
| D         | HOSPODAR, Art       |                      | 1984-85, 86-87   | <b>21</b> | D BATHE, Frank       |        | 1977-78        | C         | MEEHAN, Gerry       |        | 1968-69        |
| LW        | LEFEBVRE, Guillaume |                      | 2002-03          | C         | BERNIER, Serge       |        | 1970-72        | LW        | MURRAY, Pat         |        | 1990-91        |
| RW        | NOLET, Simon        |                      | 1970-74          | RW        | BOULERICE, Jesse     |        | 2001-02        | LW        | SESTITO, Tom        |        | 2010-13        |
| LW        | OSBURN, Randy       |                      | 1974-75          | RW        | BROWN, Dave          |        | 1984-89, 92-95 | L/RW      | SINISALO, Ilkka     |        | 1981-90        |
| RW        | SIMMONDS, Wayne     |                      | 2011-11          | D         | BUSNIUK, Mike        |        | 1979-80        | RW        | STANKIEWICZ, Myron  |        | 1968-69        |
| RW        | TIBBETTS, Billy     |                      | 2001-02          | D         | CARRUTHERS, Dwight   |        | 1967-68        | D         | SVOBODA, Petr       |        | 1995-99        |
| <b>18</b> | LW                  | CARSON, Lindsay      | 1981-88          | C         | CUNNINGHAM, Jimmy    |        | 1977-78        | D         | SYKORA, Michal      |        | 2000-01        |
| RW        | DOBBIN, Brian       |                      | 1989-92          | D         | EDESTRAND, Darryl    |        | 1969-70        | D         | VAANANEN, Ossi      |        | 2008-09        |
| LW        | DUPRE, Yanick       |                      | 1995-96          | RW        | FLETT, Bill          |        | 1971-74        | D         | VANDERMEER, Jim     |        | 2002-04        |
| RW        | FEDYK, Brent        |                      | 1992-96          | C         | FORSBERG, Peter      |        | 2005-07        | C         | WHITE, Todd         |        | 1999-00        |
| RW        | HALL, Adam          |                      | 2012-14          | RW        | GILLEN, Don          |        | 1979-80        | C         | WRIGHT, Larry       |        | 1975-76        |
| C         | HAWERCHUK, Dale     |                      | 1995-97          | LW        | HORACEK, Tony        |        | 1989-91        | C         | ZHAMNOV, Alexei     |        | 2003-04        |
| C         | HOEKSTRA, Ed        |                      | 1967-68          | C         | HUBACEK, Petr        |        | 2000-01        | <b>24</b> | D BALL, Terry       |        | 1967-68, 69-70 |
| RW        | KALLIO, Tomi        |                      | 2002-03          | C         | JOHNSON, Jimmy       |        | 1968-70        | D         | BOYNTON, Nick       |        | 2010-11        |
| C         | LANGKOW, Daymond    |                      | 1998-01          | LW        | KANE, Boyd           |        | 2003-04        | C         | DALLMAN, Rod        |        | 1991-92        |
| LW        | LAWLESS, Paul       |                      | 1987-88          | D         | KORDIC, Dan          |        | 1995-99        | RW        | DORNHOEFER, Gary    |        | 1967-76        |
| LW        | LESUK, Bill         |                      | 1970-72          | C         | LAUGHTON, Scott      |        | 2012-14, 15-16 | D         | DYKHUIS, Karl       |        | 1994-97        |
| C         | LINSEMAN, Ken       |                      | 1989-90          | LW        | MacLEISH, Rick       |        | 1983-84        | LW        | GRATTON, Josh       |        | 2008-09        |
| LW        | LONSBERRY, Ross     |                      | 1971-78          | D         | MacSWEYN, Ralph      |        | 1970-71        | D         | HOFFMEYER, Bob      |        | 1981-82        |
| RW        | MYHRES, Brantt      |                      | 1997-98          | RW        | McCARTHY, Sandy      |        | 1998-00        | D/RW      | HOLT, Randy         |        | 1983-84        |
| RW        | PAIEMENT, Rosaire   |                      | 1968-69          | RW        | MORRISON, Gary       |        | 1979-82        | D         | JOSEPH, Chris       |        | 1997-98        |
| LW        | PRESTON, Yves       |                      | 1978-79, 80-81   | RW        | NOLET, Simon         |        | 1968-69        | LW        | KAPANEN, Sami       |        | 2002-08        |
| C         | RICCI, Mike         |                      | 1990-92          | RW        | PADDOCK, John        |        | 1976-77        | D         | MacSWEYN, Ralph     |        | 1971-72        |
| C         | RICHARDS, Mike      |                      | 2005-11          | RW        | SARRAZIN, Dick       |        | 1968-70        | D         | McALLISTER, Chris   |        | 2000-03        |
| C         | SHARP, Patrick      |                      | 2002-03          | LW        | SECORD, Al           |        | 1988-89        | G         | McLEOD, Don         |        | 1971-72        |
| C         | UMBERGER, R.J.      |                      | 2014-16          | RW        | SIKLENKA, Mike       |        | 2002-03        | LW        | MURRAY, Pat         |        | 1991-92        |
| LW        | WARRINER, Todd      |                      | 2002-03          | RW        | SIROIS, Bob          |        | 1974-75        | D         | MURRAY, Terry       |        | 1979-81        |
| LW        | WRIGHT, Jamie       |                      | 2002-03          | D         | SMITH, Jason         |        | 2007-08        | RW        | READ, Matt          |        | 2011-11        |
| <b>19</b> | RW                  | ALLISON, Ray         | 1981-85          | LW        | vanRIEMSDYK, James   |        | 2009-12        | RW        | SARRAZIN, Dick      |        | 1971-72        |
| D         | BENNING, Brian      |                      | 1991-93          | C         | WRIGHT, Larry        |        | 1975-76        | LW        | SMITH, Derrick      |        | 1984-91        |
| C         | BERGEN, Todd        |                      | 1984-85          | <b>22</b> | LW BENNETT, Harvey   |        | 1976-78        | D         | SMITH, Steve        |        | 1981-82        |
| C         | BERGLUND, Bo        |                      | 1985-86          | C         | BUTSAYEV, Viacheslav |        | 1992-93        | LW        | VOPAT, Roman        |        | 1998-99        |
| C         | BERNIER, Serge      |                      | 1968-70          | RW        | BYERS, Mike          |        | 1968-69        | D         | WILKIE, Bob         |        | 1993-94        |

Retired Numbers



# ALL-TIME NUMERICAL ROSTER

| #  | POS.              | PLAYER               | SEASON(S) | #                      | POS.              | PLAYER  | SEASON(S)              | #                       | POS.           | PLAYER | SEASON(S) |
|----|-------------------|----------------------|-----------|------------------------|-------------------|---------|------------------------|-------------------------|----------------|--------|-----------|
|    | D                 | ZALAPSKI, Zarley     | 1999-00   | D                      | DUPONT, Andre     | 1972-73 | C                      | SHARP, Patrick          | 2003-04        |        |           |
|    | D                 | ZEIDEL, Larry        | 1967-69   | RW                     | GIROUX, Claude    | 2008-** | D                      | STREIT, Mark            | 2013-**        |        |           |
| 25 | C                 | ACTON, Keith         | 1988-93   | LW                     | HILL, Al          | 1986-87 | RW                     | WINNES, Chris           | 1993-94        |        |           |
| LW | ADAMS, Greg       | 1981-82              | LW        | KANE, Boyd             | 2006-08           | 33      | G                      | BACASHIHUA, Jason (DNP) | 2011-12        |        |           |
| D  | BARNES, Norm      | 1979-81              | D         | KUKKONEN, Lasse        | 2006-08           | G       | BLOSKI, Mike (DNP)     | 1985-86                 |                |        |           |
| D  | BROSSART, Willie  | 1970-71              | G         | LEMELIN, Rejean (DNP)  | 1977-78           | G       | BOUCHER, Brian         | 1999-02, 2009-11        |                |        |           |
| D  | CARLE, Matt       | 2008-12              | C         | MANDERVILLE, Kent      | 1999-02           | G       | BURKE, Sean            | 1997-98, 2003-04        |                |        |           |
| D  | DUCHESNE, Steve   | 1998-99              | LW        | PATERSON, Joe          | 1985-86           | LW      | COTE, Riley            | 2006-07                 |                |        |           |
| C  | EVANS, John       | 1982-83              | D         | PRINTZ, David          | 2005-06           | G       | HACKETT, Jeff          | 2003-04                 |                |        |           |
| D  | FINLEY, Jeff      | 1993-94              | D         | RAGNARSSON, Marcus     | 2002-04           | G       | HEETER, Calvin         | 2013-14                 |                |        |           |
| RW | GUAY, Paul        | 1983-84              | D         | SAMUELSSON, Kjell      | 1986-92, 95-98    | G       | JENSEN, Darren         | 1984-85                 |                |        |           |
| D  | HARRIS, Ted       | 1974-75              | D         | SEIDENBERG, Dennis     | 2005-06           | G       | LaFOREST, Mark         | 1987-89                 |                |        |           |
| D  | JOSEPH, Chris     | 1998-99              | D         | STANLEY, Daryl         | 1983-84           | G       | LAROCQUE, Michel       | 1982-84                 |                |        |           |
| LW | KOVALENKO, Andrei | 1998-99              | RW        | VERVERGAERT, Dennis    | 1978-80           | G       | MRAZEK, Jerome         | 1975-76                 |                |        |           |
| LW | MacADAM, Al       | 1973-74              | 29        | D                      | CARKNER, Terry    | 1988-93 | G                      | PEETERS, Pete           | 1978-82, 89-91 |        |           |
| D  | MAIR, Jimmy       | 1970-71              | D/LW      | COCHRANE, Glen         | 1982-85           | G       | RESCH, Glenn           | 1985-87                 |                |        |           |
| D  | McCARTHY, Kevin   | 1977-79              | C         | CRISP, Terry           | 1972-73           | G       | ROUSSEL, Dominic       | 1991-96, 96-97          |                |        |           |
| D  | MURRAY, Terry     | 1975-77              | LW        | DEAN, Barry            | 1977-79           | 34      | D                      | BAILEY, Reid            | 1980-81        |        |           |
| RW | PLANTE, Pierre    | 1971-72              | D         | DYKHUIS, Karl          | 1998-00           | RW      | BARRIE, Len            | 1992-93                 |                |        |           |
| LW | PODIEN, Shjon     | 1994-99              | G         | EMERY, Ray             | 2009-10, 13-16    | LW      | BERUBE, Craig          | 1986-88                 |                |        |           |
| D  | POTVIN, Jean      | 1971-73              | LW        | FEDORUK, Todd          | 2000-04, 06-07    | D       | BOWEN, Jason           | 1996-97                 |                |        |           |
| C  | PRIMEAU, Keith    | 1999-06              | LW        | FOTIU, Nick            | 1987-88           | LW      | BRICKLEY, Andy         | 1982-83                 |                |        |           |
| RW | SALESKI, Don      | 1971-76              | D         | GOODENOUGH, Larry      | 1975-76           | C       | DOWD, Jim              | 2007-08                 |                |        |           |
| LW | SCHULTZ, Dave     | 1971-72              | D         | GUENIN, Nate           | 2007-09           | LW      | FITZPATRICK, Ross      | 1984-85                 |                |        |           |
| LW | STEVENS, Kevin    | 2000-01              | D         | GUSTAFSSON, Erik       | 2012-13           | LW      | GILLIS, Jere           | 1986-87                 |                |        |           |
| C  | TALBOT, Maxime    | 2012-14              | D         | JONES, Randy           | 2005-06           | RW      | GUAY, Paul             | 1984-85                 |                |        |           |
| LW | THORESEN, Patrick | 2007-08              | D         | McGILL, Ryan           | 1994-95           | RW      | HARDING, Jeff          | 1988-90                 |                |        |           |
| C  | WHITE, Ryan       | 2014-**              | D         | McILHARGY, Jack        | 1974-77, 79-81    | D       | HOFFMEYER, Bob         | 1982-83                 |                |        |           |
| C  | ZEZEL, Peter      | 1984-88              | LW        | ODJICK, Gino           | 1999-01           | D       | HOLMSTROM, Ben         | 2010-**                 |                |        |           |
| 26 | C                 | BUTSAYEV, Viacheslav | 1993-94   | C                      | OTTO, Joel        | 1995-98 | D                      | KONAN, Matt             | 2012-**        |        |           |
| D  | COLAIACOVO, Carlo | 2014-**              | D         | PICARD, Alexandre      | 2006-07           | C       | MacNEIL, Ian           | 2002-03                 |                |        |           |
| RW | CROWE, Phil       | 1995-96              | D         | RACINE, Yves           | 1993-94           | G       | McLEOD, Don            | 1971-72                 |                |        |           |
| RW | DRUCE, John       | 1995-98              | D         | STANLEY, Daryl         | 1985-87           | D       | MEYER, Freddy          | 2005-07                 |                |        |           |
| D  | EMINGER, Steve    | 2008-09              | LW        | VOPAT, Roman           | 1998-99           | D       | PATTERSON, Dennis      | 1979-80                 |                |        |           |
| LW | FEDOTENKO, Ruslan | 2000-02              | LW        | ZOLNIERCZYK, Harry     | 2011-13           | C       | POULIN, Dave           | 1982-83                 |                |        |           |
| D  | GUSTAFSSON, Erik  | 2011-14              | 30        | G                      | BACKLUND, Johan   | 2009-12 | D                      | RICHTER, Dave           | 1985-86        |        |           |
| C  | HANDZUS, Michal   | 2002-06              | G         | BELHUMEUR, Michel      | 1972-73           | D       | ROOT, Bill             | 1987-88                 |                |        |           |
| C  | HOSTAK, Martin    | 1990-92              | G         | BRYZAGALOV, Ilya       | 2011-13           | C       | SEMENTOV, Anatoli      | 1995-96                 |                |        |           |
| D  | HYNES, Gord       | 1992-93              | G         | GAMBLE, Bruce          | 1970-72           | D       | STANLEY, Daryl         | 1984-85                 |                |        |           |
| C  | KINDRACHUK, Orest | 1972-78              | G         | GILLOW, Russ (DNP)     | 1971-72           | G       | VANBIESSBROUCK, John   | 1998-00                 |                |        |           |
| C  | LINSEMAN, Ken     | 1978-82              | G         | HOFFORT, Bruce         | 1990-92           | C       | WILLIAMS, Gordie       | 1982-83                 |                |        |           |
| D  | MODRY, Jaroslav   | 2007-08              | G         | INNESS, Gary           | 1975-77           | 35      | D                      | BAILEY, Reid            | 1981-82        |        |           |
| D  | PICARD, Alexandre | 2006-07              | G         | JENSEN, Darren         | 1985-86           | G       | BEAUREGARD, Stephane   | 1992-93                 |                |        |           |
| LW | PROPP, Brian      | 1982-90              | G         | McLEOD, Don            | 1971-72           | G       | BELHUMEUR, Michel      | 1972-73                 |                |        |           |
| RW | REID, Darren      | 2006-08              | G         | NIITYMAKI, Antero      | 2003-09           | G       | BOBROVSKY, Sergei      | 2010-12                 |                |        |           |
| D  | SYVRET, Danny     | 2008-10, 12-13       | G         | PARENT, Bernie         | 1967-71           | G       | CARON, Sebastien (DNP) | 2009-10                 |                |        |           |
| D  | VANDERMEER, Jim   | 2007-08              | G         | PARENT, Bernie         | 1967-71           | G       | CHABOT, Frederic       | 1993-94                 |                |        |           |
| LW | ZELPUKIN, Valeri  | 1998-00              | G         | SETTLEMYRE, Dave (DNP) | 1989-90           | D/LW    | COCHRANE, Glen         | 1983-84                 |                |        |           |
| D  | ZETTLER, Rob      | 1993-95              | G         | SNOW, Garth            | 1995-98           | G       | DUCHESNE, Jeremy       | 2009-10                 |                |        |           |
| 27 | LW                | AFANASENKOV, Dmitry  | 2006-07   | G                      | SODERSTROM, Tommy | 1992-94 | G                      | FOSTER, Norm (DNP)      | 1993-94        |        |           |
| LW | COWICK, Bruce     | 1973-74              | G         | ST.CROIX, Rick         | 1977-83           | G       | FROESE, Bob            | 1982-87                 |                |        |           |
| RW | DOWNIE, Steve     | 2007-09              | G         | TAYLOR, Bobby          | 1971-76           | G       | GREENLAY, Mike (DNP)   | 1994-95                 |                |        |           |
| D  | ERIKSSON, Thomas  | 1983-86              | G         | YOUNG, Wendell         | 1987-88           | D       | HOFFMEYER, Bob         | 1982-83                 |                |        |           |
| D  | GERVAIS, Bruno    | 2012-13              | 31        | D                      | BATHE, Frank      | 1978-83 | G                      | HOULE, Martin           | 2006-08        |        |           |
| G  | HEXTALL, Ron      | 1986-92, 94-99       | G         | LINDBERGH, Pelle       | 1981-86           | G       | KUNTAR, Les (DNP)      | 1994-95                 |                |        |           |
| LW | H LAVAC, Jan      | 2001-02              | G         | MYRE, Phil             | 1979-81           | G       | LITTLE, Neil           | 1996-04                 |                |        |           |
| RW | LEACH, Reggie     | 1974-75, 80-81       | LW        | RITCHIE, Bob           | 1976-77           | G       | MASON, Steve           | 2012-**                 |                |        |           |
| D  | McGILL, Ryan      | 1992-94              | 32        | D                      | BAST, Ryan        | 1998-00 | RW                     | MICHAYLUK, Dave         | 1981-82        |        |           |
| C  | PYORALA, Mika     | 2009-10              | LW        | BERUBE, Craig          | 1999-00           | G       | STEPHENSON, Wayne      | 1974-79                 |                |        |           |
| C  | ROBITAILLE, Randy | 2006-07              | RW        | BROWN, Dave            | 1982-83           | G       | STORR, Jamie (DNP)     | 2005-06                 |                |        |           |
| C  | SAVAGE, Andre     | 2002-03              | G         | CCHMANEK, Roman        | 2000-03           | C       | TAYLOR, Mark           | 1981-82                 |                |        |           |
| C  | SITTLER, Darryl   | 1983-84              | LW        | COTE, Riley            | 2007-09           | C       | WILLIAMS, Gordie       | 1981-82                 |                |        |           |
| RW | STEVENSON, Turner | 2005-06              | LW/C      | CRAVEN, Murray         | 1984-91           | G       | WREGGET, Ken           | 1988-92                 |                |        |           |
| C  | TALBOT, Maxime    | 2011-14              | C         | DUNLOP, Blake          | 1977-79           | 36      | LW                     | ADAMS, Greg             | 1980-81        |        |           |
| 28 | D                 | BATELL, Mark         | 1981-82   | LW                     | FITZPATRICK, Ross | 1982-83 | RW                     | ALLISON, Ray            | 1986-87        |        |           |
| D  | BOWEN, Jason      | 1992-95              | D         | GRENIER, Martin        | 2006-08           | D       | BAILEY, Reid           | 1981-82                 |                |        |           |
| C  | BUREAU, Marc      | 1998-00              | LW        | LACROIX, Daniel        | 1996-98           | RW      | BOULIERE, Jesse        | 2007-08                 |                |        |           |
| D  | BUSNIUK, Mike     | 1980-81              | D         | MANNING, Brandon       | 2012-13           | C       | CLARKE, Bobby          | 1981-82                 |                |        |           |
| RW | CALLANDER, Drew   | 1976-79              | RW        | PADDOCK, John          | 1982-83           | RW      | ELLISON, Matt          | 2006-07                 |                |        |           |
| D  | DUCHESNE, Steve   | 1991-92              | LW        | SESTITO, Tom           | 2011-13           | LW      | FAUST, Andre           | 1992-94                 |                |        |           |



# ALL-TIME NUMERICAL ROSTER

| #  | POS. | PLAYER               | SEASON(S)        | #  | POS. | PLAYER                  | SEASON(S)        | #  | POS. | PLAYER                    | SEASON(S) |
|----|------|----------------------|------------------|----|------|-------------------------|------------------|----|------|---------------------------|-----------|
|    | RW   | GORENCE, Tom         | 1982-83          |    | D    | SKOLNEY, Wade           | 2005-06          | 60 | RW   | RADUNS, Nate              | 2008-09   |
|    | C    | HACHBORN, Len        | 1983-84          |    | RW   | VERVERGAERT, Dennis     | 1978-79          | 61 | C    | YORK, Mike                | 2006-07   |
|    | LW   | HILL, Al             | 1987-88          |    | C    | VILGRAIN, Claude        | 1993-94          | 62 | D    | LATAL, Jiri               | 1989-90   |
|    | RW   | KAVANAGH, Pat        | 2005-06          |    | D    | MANNING, Brandon        | 2014-15          | 65 | LW   | GREENTREE, Kyle           | 2007-08   |
|    | LW   | KUSHNER, Dale        | 1989-90          | 44 | D    | BABYCH, Dave            | 1997-99          |    | D    | GUENIN, Nate              | 2006-07   |
|    | RW   | LACOMBE, Normand     | 1989-90          |    | D/LW | COCHRANE, Glen          | 1980-81          | 66 | LW   | DUPRE, Yanick             | 1991-92   |
|    | D    | McCARTHY, Kevin      | 1985-87          |    | D    | CRONIN, Shawn           | 1992-93          | 67 | G    | MUNROE, Scott(DNP)        | 2006-09   |
|    | LW   | MOKOSAK, Carl        | 1985-86          |    | D    | EATON, Mark             | 1999-00          | 68 | G    | HOFFORT, Bruce            | 1989-90   |
|    | C    | POWE, Darroll        | 2008-11          |    | D    | FOSTER, Corey           | 1991-92          |    | RW   | JAGR, Jaromir             | 2011-12   |
|    | C    | RINALDO, Zac         | 2011-15          |    | D    | HUBER, Willie           | 1987-88          |    | RW   | LACOMBE, Normand          | 1989-90   |
|    | D    | ROBERTS, Gordie      | 1987-88          |    | D    | NIINIMAA, Janne         | 1996-98          | 75 | D    | GILL, Hal                 | 2013-14   |
|    | D    | RUMBLE, Darren       | 1990-91          |    | D    | PITKANEN, Joni          | 2003-07          | 76 | C    | VANDEVELDE, Chris         | 2013-14   |
|    | D    | SEIDENBERG, Dennis   | 2002-04          |    | C    | SEMENOV, Anatoli        | 1994-95          | 77 | D    | COFFEY, Paul              | 1996-98   |
|    | C    | WALZ, Wes            | 1991-93          |    | C    | STOCK, P.J.             | 2000-01          |    | C    | GRATTON, Chris            | 1998-99   |
| 37 | D    | ANDERSON, Shawn      | 1994-95          |    | C    | STOTHERS, Mike          | 1984-88          |    | C    | OATES, Adam               | 2001-02   |
|    | C    | BERGLUND, Bo         | 1985-86          |    | D    | TIMONEN, Kimmo          | 2007-14          |    | D    | PARENT, Ryan              | 2006-10   |
|    | D    | DESJARDINS, Eric     | 1994-06          | 45 | RW   | ASHAM, Aaron            | 2008-10          |    | D    | ZHITNIK, Alexei           | 2006-07   |
|    | C    | FREER, Mark          | 1986-92          |    | LW   | DIONNE, Gilbert         | 1994-96          | 78 | LW   | BELLEMARE, Pierre-Edouard | 2014-15   |
|    | LW   | HILL, Al             | 1976-80          |    | C    | FREER, Mark             | 1987-89          | 87 | LW   | BRASHEAR, Donald          | 2001-06   |
|    | LW   | KALINSKI, Jon        | 2009-11          |    | RW   | JENSEN, Chris           | 1989-91          | 88 | C    | LINDROS, Eric             | 1992-00   |
|    | C    | LAMOUREUX, Mitch     | 1987-89          |    | D    | PICARD, Alexandre       | 2006-08          | 89 | C    | COMRIE, Mike              | 2003-04   |
|    | D    | ROSHILL, Jay         | 2012-15          |    | C    | PROSPAL, Vaclav         | 1996-97          | 92 | RW   | TOCCHET, Rick             | 1999-02   |
|    | C    | TOOKEY, Tim          | 1986-87          |    | LW   | SHELLEY, Jody           | 2010-13          | 93 | C    | NEDVEJ, Petr              | 2005-07   |
| 38 | RW   | HEALY, Paul          | 1996-98          |    | D    | SLANEY, John            | 2003-04          |    | RW   | VORACEK, Jakub            | 2011-15   |
|    | D    | LAURIDSEN, Oliver    | 2012-15          | 46 | C    | BIGGS, Don              | 1989-90          |    | RW   | ZHERDEV, Nikolay          | 2010-11   |
|    | C    | PLANTE, Derek        | 2000-01          |    | RW   | CONROY, Al              | 1991-93          | 97 | C    | ROENICK, Jeremy           | 2001-04   |
|    | C    | WASHBURN, Steve      | 1999-00, 2000-01 |    | RW   | DANIELS, Kimbi          | 1990-91          |    |      |                           |           |
| 39 | D    | FENYVES, Dave        | 1987-92          |    | LW   | GRATTON, Josh           | 2005-06          |    |      |                           |           |
|    | LW   | FITZPATRICK, Ross    | 1985-86          |    | LW   | KALINSKI, Jon           | 2008-09          |    |      |                           |           |
|    | D    | LANK, Jeff           | 1999-00          |    | D    | MARSHALL, Kevin         | 2011-12          |    |      |                           |           |
|    | G    | MOORE, Robbie        | 1978-80          |    | D    | TIMONEN, Jussi          | 2006-07          |    |      |                           |           |
|    | C    | MURRAY, Marty        | 2001-03          | 47 | D    | HUBER, Willie           | 1987-88          |    |      |                           |           |
|    | C    | MURRAY, Mike         | 1987-88          |    | LW   | JONES, Brad             | 1991-92          |    |      |                           |           |
| 40 | LW   | BOIVIN, Claude       | 1991-92          |    | RW   | LAW, Kirby              | 2000-01, 2002-04 |    |      |                           |           |
|    | D    | BRIMANIS, Aris       | 1993-96          |    | D    | MacDONALD, Andrew       | 2013-14          |    |      |                           |           |
|    | D    | CHYCHRUN, Jeff       | 1986-87          |    | D    | SABOL, Shaun            | 1989-90          |    |      |                           |           |
|    | G    | HUTTON, Carter (DNP) | 2009-10          |    | D    | SBISA, Luca             | 2008-09          |    |      |                           |           |
|    | C    | LECAVALIER, Vincent  | 2013-16          |    | LW   | WELLWOOD, Eric          | 2010-13          |    |      |                           |           |
|    | RW   | MELOCHE, Eric        | 2006-07          | 48 | C    | BRIERE, Danny           | 2007-13          |    |      |                           |           |
|    | C    | PROSPAL, Vaclav      | 2007-08          |    | LW   | FORBES, Colin           | 1996-97          |    |      |                           |           |
|    | RW   | RUZICKA, Stefan      | 2005-06          |    | D    | MEYER, Freddy           | 2003-04          |    |      |                           |           |
|    | D    | SLOANE, David        | 2008-09          |    | D    | ROOT, Bill              | 1987-88          |    |      |                           |           |
|    | D    | SMYTH, Greg          | 1986-87          |    | LW   | SIMPSON, Reid           | 1991-92          |    |      |                           |           |
|    | LW   | ZENT, Jason          | 1998-00          | 49 | G    | D'AMOUR, Marc           | 1988-89          |    |      |                           |           |
| 41 | D    | ALBERTS, Andrew      | 2008-09          |    |      | GILMOUR, Darryl (DNP)   | 1987-88          |    |      |                           |           |
|    | G    | BURKE, Sean          | 2003-04          |    | G    | LEIGHTON, Michael       | 2006-07, 09-13   |    |      |                           |           |
|    | D    | HOLAN, Milos         | 1993-94          |    | C    | LAUGHTON, Scott         | 2014-15          |    |      |                           |           |
|    | D    | MESZAROS, Andrej     | 2010-14          |    | G    | OUELLET, Maxime         | 2000-01          |    |      |                           |           |
|    | LW   | MULVENNA, Glenn      | 1992-93          |    | G    | PELLETIER, Jean-Marc    | 1998-00          |    |      |                           |           |
|    | LW   | PEDERSON, Mark       | 1990-91          |    | LW   | SAVAGE, Brian           | 2005-06          |    |      |                           |           |
|    | D    | PICARD, Alexandre    | 2005-07          | 50 | D    | SANDELIN, Scott         | 1990-91          |    |      |                           |           |
|    | D    | STEVENS, John        | 1986-88          | 51 | D    | FRITSCH, Jamie          | 2008-09          |    |      |                           |           |
| 42 | C    | AKESON, Jason        | 2012-15          |    | D    | JONES, Randy            | 2003-04          |    |      |                           |           |
|    | LW   | BERANEK, Josef       | 1992-95          |    | C    | SHARP, Patrick          | 2002-03          |    |      |                           |           |
|    | C    | BERGEN, Todd         | 1984-85          | 52 | C    | COUSINS, Nick           | 2014-15          |    |      |                           |           |
|    | G    | ESCHE, Robert        | 2002-07          |    | LW   | FEDORUK, Todd           | 2000-01          |    |      |                           |           |
|    | D    | MANTHA, Moe          | 1991-92          |    | LW   | GRANT, Tristen          | 2006-08          |    |      |                           |           |
|    | LW   | NACHBAUR, Don        | 1985-90          | 53 | D    | BOWEN, Jason            | 1995-96          |    |      |                           |           |
|    | LW   | PICARD, Michel       | 2000-01          |    | RW   | TOLPEKO, Denis          | 2007-08          |    |      |                           |           |
|    | RW   | ROMANIUK, Russ       | 1995-96          | 54 | D    | PRINTZ, David           | 2006-07          |    |      |                           |           |
|    | C    | ROSS, Jared          | 2008-10          |    | RW   | WESENBERG, Brian        | 1998-00          |    |      |                           |           |
|    | D    | ST.JACQUES, Bruno    | 2001-02          | 55 | RW   | BRENDL, Pavel           | 2001-03          |    |      |                           |           |
|    | LW   | ZUBRUS, Dainius      | 1996-97          |    | LW   | EAGER, Ben              | 2005-08          |    |      |                           |           |
| 43 | G    | BIRON, Martin        | 2006-09          |    | C    | GRATTON, Chris          | 1997-98          |    |      |                           |           |
|    | D    | BOURDON, Marc-Andre  | 2011-15          |    | D    | MARKOV, Danny           | 2003-04          |    |      |                           |           |
|    | D    | DELMORE, Andy        | 1998-01          |    | D    | SAMUELSSON, Ulf         | 1999-00          |    |      |                           |           |
|    | C    | FLOCKHART, Ron       | 1980-82          |    | D    | SCHULTZ, Nick           | 2014-15          |    |      |                           |           |
|    | LW   | HORACEK, Tony        | 1991-92          |    | D    | TOLLEFSEN, Ole-Kristian | 2009-10          |    |      |                           |           |
|    | D    | JONSSON, Lars        | 2006-08          | 56 | RW   | GIROUX, Claude          | 2007-08          |    |      |                           |           |
|    | D    | MALGUNAS, Stewart    | 1993-94          | 58 | LW   | ARMSTRONG, BillH.       | 1990-92          |    |      |                           |           |



# FLYERS HISTORY – STANLEY CUP TEAMS & “THE STREAK” TEAM

## 1973-74 STANLEY CUP CHAMPIONS

**General Manager:** Keith Allen **Coach:** Fred Shero

|                  |                |
|------------------|----------------|
| Barry Ashbee     | Ross Lonsberry |
| Bill Barber      | Al MacAdam     |
| Tom Bladon       | Rick MacLeish  |
| Bobby Clarke - C | Simon Nolet    |
| Bill Clement     | Bernie Parent  |
| Bruce Cowick     | Don Saleski    |
| Terry Crisp      | Dave Schultz   |
| Gary Dornhoefer  | Bob Taylor     |
| Andre Dupont     | Ed Van Impe    |
| Bill Flett       | Jimmy Watson   |
| Bob Kelly        | Joe Watson     |
| Orest Kindrachuk |                |

**Trainers:** Jim McKenzie, Frank Lewis

## 1974-75 STANLEY CUP CHAMPIONS

**General Manager:** Keith Allen **Coach:** Fred Shero

|                  |                  |
|------------------|------------------|
| Bill Barber      | Reggie Leach     |
| Tom Bladon       | Ross Lonsberry   |
| Bobby Clarke - C | Rick MacLeish    |
| Bill Clement     | Bernie Parent    |
| Terry Crisp      | Don Saleski      |
| Gary Dornhoefer  | Dave Schultz     |
| Andre Dupont     | Wayne Stephenson |
| Larry Goodenough | Bob Taylor       |
| Ted Harris       | Ed Van Impe      |
| Bob Kelly        | Jimmy Watson     |
| Orest Kindrachuk | Joe Watson       |

**Trainers:** Jim McKenzie, Frank Lewis

## THE FLYERS STREAK

October 14, 1979 to January 6, 1980: 25 WINS - 0 LOSSES - 10 TIES

\*Longest undefeated streak of any team in the history of professional sports in North America\*

**General Manager:** Keith Allen **Coach:** Pat Quinn

|                  |               |                  |                    |
|------------------|---------------|------------------|--------------------|
| Bill Barber      | Bob Dailey    | Reggie Leach     | Pete Peeters       |
| Norm Barnes      | Andre Dupont  | Ken Linseman     | Brian Propp        |
| Frank Bathe      | Tom Gorence   | Rick MacLeish    | Dennis Ververgaert |
| Mel Bridgman - C | Al Hill       | Phil Myre        | Jimmy Watson       |
| Mike Busniuk     | Paul Holmgren | John Paddock     | Behn Wilson        |
| Bobby Clarke     | Bob Kelly     | Dennis Patterson |                    |

## COACHES

|                  | SEASONS   |    |           |
|------------------|-----------|----|-----------|
| Keith Allen      | 1967-68   | to | 1968-69   |
| Vic Stasiuk      | 1969-70   | to | 1970-71   |
| Fred Shero       | 1971-72   | to | 1977-78   |
| Bob McCammon     | 1978-79   |    |           |
| Pat Quinn        | 1978-79   | to | 1981-82   |
| Bob McCammon     | 1981-82   | to | 1983-84   |
| Mike Keenan      | 1984-85   | to | 1987-88   |
| Paul Holmgren    | 1988-89   | to | 1991-92   |
| Bill Dineen      | 1991-92   | to | 1992-93   |
| Terry Simpson    | 1993-94   |    |           |
| Terry Murray     | 1994-95   | to | 1996-97   |
| Wayne Cashman    | 1997-98   |    |           |
| Roger Neilson    | 1997-98   | to | 1999-2000 |
| Craig Ramsay     | 1999-2000 | to | 2000-01   |
| Bill Barber      | 2000-01   | to | 2001-02   |
| Ken Hitchcock    | 2002-03   | to | 2006-07   |
| John Stevens     | 2006-07   | to | 2009-10   |
| Peter Laviolette | 2009-10   | to | 2013-14   |
| Craig Berube     | 2013-14   | to | 2014-15   |
| Dave Hakstol     | 2015-16   | to | present   |

## CAPTAINS

|                 | SEASONS   |    |           |
|-----------------|-----------|----|-----------|
| Lou Angotti     | 1967-68   |    |           |
| Ed Van Impe     | 1968-69   | to | 1972-73   |
| Bobby Clarke    | 1972-73   | to | 1978-79   |
| Mel Bridgman    | 1979-80   | to | 1980-81   |
| Bill Barber     | 1981-82   | to | 1982-83   |
| Bobby Clarke    | 1982-83   | to | 1983-84   |
| Dave Poulin     | 1984-85   | to | 1989-90   |
| Ron Sutter      | 1989-90   | to | 1990-91   |
| Rick Tocchet    | 1991-92   |    |           |
| Kevin Dineen    | 1993-94   |    |           |
| Eric Lindros    | 1994-95   | to | 1999-2000 |
| Eric Desjardins | 1999-2000 | to | 2001-02   |
| Keith Primeau   | 2001-02   | to | 2005-06   |
| Derian Hatcher  | 2005-06   |    |           |
| Peter Forsberg  | 2006-07   |    |           |
| Jason Smith     | 2007-08   |    |           |
| Mike Richards   | 2008-09   | to | 2010-11   |
| Chris Pronger   | 2011-12   | to | 2012-13   |
| Claude Giroux   | 2012-13   | to | present   |

## GENERAL MANAGERS

|               | SEASONS |    |         |
|---------------|---------|----|---------|
| Bud Poile     | 1967-68 | to | 1969-70 |
| Keith Allen   | 1969-70 | to | 1982-83 |
| Bob McCammon  | 1983-84 |    |         |
| Bob Clarke    | 1984-85 | to | 1989-90 |
| Russ Farwell  | 1990-91 | to | 1993-94 |
| Bob Clarke    | 1994-95 | to | 2006-07 |
| Paul Holmgren | 2006-07 | to | 2013-14 |
| Ron Hextall   | 2014-15 | to | present |





# ALL-TIME FLYERS TRADES 1967-2016

**OCTOBER 18, 1967:** 1st Round in 1970 (Rick MacLeish) to Boston for Rosaire Paiement.

**OCTOBER 23, 1967:** Cash to Cleveland (AHL) for Larry Zeidel.

**FEBRUARY 27, 1968:** Wayne Hicks to Pittsburgh for Art Stratton.

**MAY 20, 1968:** Art Stratton and John Hanna to Seattle for Earl Heiskala.

**JUNE 11, 1968:** Lou Angotti and Ian Campbell to St. Louis for Darryl Edestrand and Jerry Melnyk.

**MARCH 2, 1969:** Brit Selby and Forbes Kennedy to Toronto for Gerry Meehan and Mike Byers.

**MAY 14, 1969:** John Miszuk to Minnesota for Wayne Hillman; Ron Buchanan to St. Louis for cash.

**JUNE 6, 1969:** Don Blackburn and Leon Rochefort to NY Rangers for Reggie Flemming.

**JUNE 10, 1969:** Bob Barlow to Minnesota for cash.

**JUNE 12, 1969:** Cash to Montreal for Jean-Guy Gendron.

**MAY 20, 1970:** Mike Byers to Los Angeles for Brent Hughes.

**MAY 22, 1970:** Darryl Edestrand and Larry McKillop to Hershey (AHL) for Barry Ashbee.

**JUNE 11, 1970:** Terry Ball to Pittsburgh for George Swarbrick.



**JANUARY 31, 1971:** Mike Walton to Boston for Rick MacLeish and Danny Schock.

**JANUARY 31, 1971:** Bernie Parent and 2nd Round in 1971 (Rick Kehoe) to Toronto for Mike Walton, Bruce Gamble, and 1st Round in 1971 (Pierre Plante).

**JUNE 13, 1971:** Larry Hillman to Los Angeles for Larry Mickey.

**OCTOBER 15, 1971:** Andre Lacroix to Chicago for Rick Foley.

**NOVEMBER 16, 1971:** Larry Mickey to Buffalo for Larry Keenan.

**JANUARY 28, 1972:** Serge Bernier, Jimmy Johnson, Bill Lesuk to Los Angeles for Bill Flett, Ed Joyal, Ross Lonsberry, and Jean Potvin.

**AUGUST 3, 1972:** Cash to Boston for John McKenzie.

**DECEMBER 14, 1972:** Brent Hughes and Pierre Plante to St. Louis for Andre Dupont and 3rd Round in 1973 (Bob Stumpf).

**MARCH 5, 1973:** Jean Potvin and a player to be named later (Glen Irwin) to NY Islanders for Terry Crisp.

**MAY 15, 1973:** 1st Round in 1973 (Bob Neely) and future considerations (Doug Favell) to Toronto for the rights to Bernie Parent and 2nd Round in 1973 (Larry Goodenough).

**MAY 15, 1973:** Rick Foley to Detroit for Serje Lajeunesse.

**MAY 23, 1973:** Willie Brossart to Toronto for cash.

**MAY 25, 1973:** Bob Currier, Tom Trevelyan, Bob Hurlbust, and Jim Stanfield to San Diego (WHL) for Bruce Cowick.

**JULY 27, 1973:** Doug Favell to Toronto to complete May 15, 1973 trade.

**MAY 24, 1974:** Larry Wright, Al MacAdam, and 1st Round in 1974 (Ron Chipperfield) to California for Reggie Leach.

**MAY 27, 1974:** Bill Flett to Toronto for Dave Fortier and Randy Osburn.

**SEPTEMBER 16, 1974:** 2nd Round in 1975 (Jamie Masters) and rights to Randy Andreachuk to St. Louis for Wayne Stephenson.

**SEPTEMBER 16, 1974:** Cash to St. Louis for Ted Harris.

**DECEMBER 11, 1974:** George Pesut to California for Ron Chipperfield.

**JUNE 4, 1975:** Bill Clement, Don McLean, and 1st Round in 1975 (Alex Forsythe) to Washington for 1st Round in 1975 (Mel Bridgman).

**DECEMBER 15, 1975:** Bob Sirois to Washington for a player to be named later (John Paddock).

**MARCH 9, 1976:** Bobby Taylor and Ed Van Impe to Pittsburgh for Gary Inness.

**SEPTEMBER 29, 1976:** Dave Schultz to Los Angeles for 4th Round in 1977 (Yves Gaillemette) and 2nd Round in 1978 (later transferred to Colorado; Merlin Malinowski).

**NOVEMBER 24, 1976:** Cash to Washington for Harvey Bennett.

**DECEMBER 4, 1976:** Bill Collins to Washington for cash.

**JANUARY 20, 1977:** Larry Goodenough and Jack McIlhargey to Vancouver for Bob Dailey.

**FEBRUARY 17, 1977:** Terry Murray, Bob Ritchie, Steve Coates, and Dave Kelly to Detroit for Rick Lapointe and Mike Korney.

**JUNE 17, 1977:** Steve Short to Los Angeles for future considerations (Paul Evans).

**AUGUST 5, 1977:** Mark Suzor to Colorado for Barry Dean.

**OCTOBER 28, 1977:** Harvey Bennett to Minnesota for Blake Dunlop and 3rd Round in 1978 (Gord Salt).

**NOVEMBER 1, 1977:** Cash to Detroit for Terry Murray.

**NOVEMBER 3, 1977:** Paul Evans from Los Angeles to complete June 17, 1977 trade.

**JUNE 2, 1978:** Fred Shero to NY Rangers for 1st Round in 1978 (Ken Linseman).

**JUNE 14, 1978:** Tom Bladon, Ross Lonsberry, and Orest Kindrachuk to Pittsburgh for 1st Round in 1978 (Behn Wilson) and future considerations.

**AUGUST 31, 1978:** Joe Watson to Colorado for cash.

**DECEMBER 29, 1978:** Drew Callander and Kevin McCarthy to Vancouver for Dennis Ververgaert.



# ALL-TIME FLYERS TRADES 1967-2016

**MARCH 3, 1979:** Don Saleski to Colorado for future considerations.

**JUNE 7, 1979:** Blake Dunlop and Rick Lapointe to St. Louis for Phil Myre.

**AUGUST 16, 1979:** Wayne Stephenson to Washington for 3rd Round in 1981 (Barry Tabobondung).

**SEPTEMBER 4, 1979:** Dennis Sobchuk to Detroit for 5th Round in 1981 (Dave Michayluk).

**JANUARY 2, 1980:** Cash to Vancouver for Jack McIlhargey.

**JUNE 11, 1980:** Barry Dean to Edmonton for Ron Areshenkoff and 10th Round in 1980 (Bob O'Brien).

**AUGUST 11, 1980:** John Paddock to Quebec for cash.

**AUGUST 21, 1980:** Bob Kelly to Washington for 3rd Round in 1982 (Bill Campbell).

**SEPTEMBER 15, 1980:** Andre Dupont to Quebec for cash and 7th Round in 1981 (Vladimir Svitak).

**NOVEMBER 21, 1980:** Norm Barnes and Jack McIlhargey to Hartford for 2nd Round in 1982 (later transferred to Toronto; Peter Ihnacak).

**FEBRUARY 26, 1981:** Phil Myre to Colorado for cash.

**JULY 3, 1981:** Rick MacLeish, Blake Wesley, Don Gillen, and 1st Round in 1982 (Paul Lawless), 2nd Round in 1982 (Mark Paterson), and 3rd Round in 1982 (Kevin Dineen) to Hartford for Ray Allison, Fred Arthur, 1st Round in 1982 (Ron Sutter), and 3rd Round in 1982 (Miroslav Dvorak).

**NOVEMBER 11, 1981:** Mel Bridgman to Calgary for Brad Marsh.

**JANUARY 20, 1982:** Rick Costello, Hartford's 2nd Round in 1982 (Peter Ihnacak), and future considerations (Ken Strong) to Toronto for Darryl Sittler.

**JUNE 9, 1982:** Pete Peeters to Boston for Brad McCrimmon.

**AUGUST 20, 1982:** Greg Adams, Ken Linseman, 1st Round in 1983 (David Jensen) and 3rd Round in 1983 (Leif Karlsson) to Hartford for Mark Howe and 3rd Round in 1983 (Derrick Smith).

**OCTOBER 22, 1982:** Peter Dineen to Edmonton for Bob Hoffmeyer.

**JANUARY 11, 1983:** Rick St. Croix to Toronto for Michel Larocque.

**JUNE 8, 1983:** Behn Wilson to Chicago for Doug Crossman and 2nd Round in 1984 (Scott Mellanby).

**OCTOBER 23, 1983:** Andy Brickley, Mark Taylor, Ron Flockhart, 1st Round in 1984 (Roger Belanger) and 3rd Round in 1984 (later transferred to Vancouver; Mike Stevens) to Pittsburgh for Rich Sutter, 2nd Round in 1984 (Greg Smyth), and 3rd Round in 1984 (David McLay).

**JANUARY 5, 1984:** Michel Larocque to St. Louis for cash.

**JANUARY 8, 1984:** Rick MacLeish to Detroit for future considerations.

**FEBRUARY 23, 1984:** Paul Holmgren to Minnesota for rights to Paul Guay and 3rd Round in 1985 (Darryl Gilmour).

**SEPTEMBER 27, 1984:** Sam St. Laurent to New Jersey for future considerations.

**OCTOBER 10, 1984:** Darryl Sittler to Detroit for Joe Paterson and Murray Craven.

**OCTOBER 16, 1984:** Future considerations to Winnipeg for Tim Young.

**MARCH 12, 1985:** Glen Cochrane to Vancouver for 3rd Round in 1986 (later transferred to Vancouver, Dan Gibson).

**OCTOBER 11, 1985:** Paul Guay and 4th Round in 1986 (Sylvain Couturier) to Los Angeles for Steve Seguin and 2nd Round in 1986 (Jukka Seppo).

**NOVEMBER 29, 1985:** Ed Hospodar and Todd Bergen to Minnesota for Bo Berglund and Dave Richter.

**DECEMBER 6, 1985:** Len Hachborn to Los Angeles for cash.

**DECEMBER 18, 1985:** Joe Paterson to Los Angeles for 4th Round in 1986 (Mark Bar).

**MARCH 11, 1986:** 3rd Round in 1986 (Marc Laniel) to New Jersey for Glenn "Chico" Resch.

**JUNE 6, 1986:** Rich Sutter, Dave Richter, and Vancouver's earlier acquired 3rd Round in 1986 (Dan Gibson) to Vancouver for J.J. Daigneault, 2nd Round in 1986 (Kent Hawley), and 5th Round in 1987 (later transferred to Vancouver; Sean Fabian).

**JUNE 21, 1986:** 5th Round in 1986 (Todd McLellan) to New York Islanders for Mike Murray.

**OCTOBER 30, 1986:** Andre Villeneuve to Montreal for Dom Campedelli.

**DECEMBER 18, 1986:** Bob Froese to NY Rangers for Kjell Samuelsson and 2nd Round in 1989 (Patrik Juhlin).



**MARCH 9, 1987:** Dom Campedelli to Edmonton for Jeff Brubaker.

**JUNE 13, 1987:** 2nd Round in 1987 (Bob Wilkie) to Detroit for Mark Laforest.

**JUNE 13, 1987:** Vancouver's earlier acquired 5th Round in 1987 (Sean Fabian) to Vancouver for 5th Round in 1989 (later transferred to Vancouver; Peter White).

**JULY 21, 1987:** Jeff Brubaker to New York Rangers for cash.

**AUGUST 26, 1987:** Brad McCrimmon to Calgary for 1st Round in 1989 (later transferred to Toronto; Steve Bancroft) and 3rd Round in 1988 (Dominic Roussel).

**AUGUST 31, 1987:** Darren Jensen and Daryl Stanley to Vancouver for Wendell Young and 3rd Round in 1990 (Kimbi Daniels).



## ALL-TIME FLYERS TRADES 1967-2016

**DECEMBER 4, 1987:** Mike Stothers to Toronto for 5th Round in 1989 (later transferred to Minnesota; Pat MacLeod).

**JANUARY 22, 1988:** Lindsay Carson to Hartford for Paul Lawless.

**FEBRUARY 9, 1988:** 4th Round in 1989 (Jean-Francois Quintin) to Minnesota for Gordie Roberts.

**MARCH 1, 1988:** Paul Lawless and Vancouver's earlier acquired 5th Round in 1989 (Peter White) to Vancouver for Willie Huber.

**MARCH 8, 1988:** Gordie Roberts to St. Louis for 5th Round in 1989 later upgraded to 4th Round in 1989 (Reid Simpson).

**JUNE 21, 1988:** Bill Root to Toronto for Mike Stothers.

**JULY 25, 1988:** Greg Smyth and 3rd Round in 1989 (John Tanner) to Quebec for Terry Carkner.

**SEPTEMBER 1, 1988:** Wendell Young and 7th Round in 1990 (Mika Valila) to Pittsburgh for 3rd Round in 1990 (Chris Therien).

**SEPTEMBER 28, 1988:** Michael Boyce to NY Rangers for Chris Jensen.

**SEPTEMBER 29, 1988:** Doug Crossman to Los Angeles for Jay Wells.

**NOVEMBER 7, 1988:** J.J. Daigneault to Montreal for Scott Sandelin.

**NOVEMBER 29, 1988:** Peter Zedel to St. Louis for Mike Bullard.

**DECEMBER 8, 1988:** Toronto's earlier acquired 5th Round in 1989 (Pat MacLeod) to Minnesota for Moe Mantha.

**DECEMBER 12, 1988:** Future considerations to Winnipeg for Steve Fletcher.

**FEBRUARY 7, 1989:** 5th Round in 1989 (Keith Carney) to Toronto for Al Secord.

**FEBRUARY 7, 1989:** Dave Brown to Edmonton for Keith Acton and 6th Round in 1991 (Dimitri Yushkevich).

**MARCH 6, 1989:** 1st Round in 1989 (Rob Peterson) and Calgary's earlier acquired 1st Round in 1989 (Steve Bancroft) to Toronto for Ken Wregget.

**JULY 21, 1989:** Shawn Cronin to Winnipeg for future considerations.

**AUGUST 28, 1989:** 7th Round in 1991 to Toronto for the rights to Jiri Latal.

**SEPTEMBER 8, 1989:** Mark Laforest to Toronto for 6th Round in 1991 (later upgraded to 5th Round in 1991) and 7th Round in 1991 (previously traded to Toronto for rights to Jiri Latal; Andrei Lomakin).

**SEPTEMBER 28, 1989:** Pete Peeters and Keith Acton to - Winnipeg for future considerations.

**OCTOBER 3, 1989:** 5th Round in 1991 (acquired earlier from Toronto; Juha Ylonen) and a conditional pick (acquired earlier from Winnipeg for Shawn Cronin) to Winnipeg for Pete Peeters and Keith Acton.

**JANUARY 5, 1990:** 4th Round in 1990 or 1991 (Oilers' option) to Edmonton for Norman Lacombe. The Oilers exercised the 1990 option and selected Joel Blain.



**JANUARY 16, 1990:** Dave Poulin to Boston for Ken Linseman.

**MARCH 2, 1990:** Brian Propp to Boston for 2nd Round in 1990 (Terran Sandwith).

**MARCH 5, 1990:** Jay Wells and 4th Round in 1991 (Peter Ambroziak) to Buffalo for Kevin Maguire and 2nd Round in 1990 (Mikael Renberg).

**JUNE 16, 1990:** Kevin Maguire and 8th Round in 1991 (Dimitri Mironov) to Toronto for 3rd Round in 1990 (Al Kinisky).

**MARCH 5, 1991:** 2nd Round in 1991 (Jim Campbell) to Montreal for Mark Pederson.

**MAY 30, 1991:** Scott Mellanby, Craig Berube and Craig Fisher to Edmonton for Dave Brown, Corey Foster and the rights to Jari Kurri.

**MAY 30, 1991:** Jeff Chychrun and the rights to Jari Kurri to Los Angeles for Steve Duchesne, Steve Kasper and 4th Round in 1991 (Aris Brimanis).

**JULY 29, 1991:** Rights to Mike Bullard to Toronto for 3rd Round in 1993 (Vaclav Prospal).

**AUGUST 5, 1991:** Shaun Sabol to New York Rangers for future considerations.

**AUGUST 8, 1991:** Don Biggs to New York Rangers for future considerations.

**SEPTEMBER 22, 1991:** Ron Sutter and Murray Baron to St. Louis for Rod Brind'Amour and Dan Quinn.

**NOVEMBER 13, 1991:** Murray Craven and 4th Round (Kevin Smyth) in 1992 to Hartford for Kevin Dineen.

**JANUARY 2, 1992:** Gord Murphy, Brian Dobbin and 3rd Round in 1992 (Sergi Zholtok) to Boston for Garry Galley, Wes Walz and exchange of Boston's 3rd round in 1993 (Milos Holan) for the Flyers' 4th round in 1993 (Charles Paquette).

**FEBRUARY 7, 1992:** Tony Horacek to Chicago for Ryan McGill.

**FEBRUARY 19, 1992:** Rick Tocchet, Kjell Samuelsson, Ken Wregget and 3rd Round (Dave Roche) to Pittsburgh for Mark Recchi, Brian Benning and Los Angeles' 1st Round in 1992 (Jason Bowen). (Benning and 1st Round were obtained by Pittsburgh in a separate transaction with Los Angeles.)

**FEBRUARY 27, 1992:** Future considerations to Winnipeg for Moe Mantha.



# ALL-TIME FLYERS TRADES 1967-2016

**JUNE 20, 1992:** Mike Ricci, Peter Forsberg, Steve Duchesne, Kerry Huffman, Ron Hextall, Chris Simon, Flyers 1st Round in 1993 (Jocelyn Thibault) and 1994 and \$15 million to Quebec for Eric Lindros.

**OCTOBER 1, 1992:** 4th Round in 1993 to Detroit for Brent Fedyk.

**OCTOBER 1, 1992:** 3rd Round in 1993 and 5th Round in 1994 to Winnipeg for Stephane Beauregard.

**DECEMBER 8, 1992:** Steve Kasper to Tampa Bay for Dan Vinchelette.

**DECEMBER 18, 1992:** Mark Pederson to San Jose for Dave Snuggerud.

**JANUARY 16, 1993:** Brian Benning to Edmonton for Josef Beranek and Greg Hawgood.

**FEBRUARY 2, 1993:** Future considerations to Detroit for Bob Wilkie.

**MARCH 18, 1993:** Greg Paslawski to Calgary for 9th Round in 1993 (E.J. Bradley).

**JUNE 11, 1993:** Stephane Beauregard to Winnipeg for 3rd Round in 1993 and 5th Round in 1994.

**JUNE 20, 1993:** Rights to Greg Johnson and 5th round in 1994 (Frederic Deschenes) to Detroit for Jim Cummins and the Flyers' 4th Round in 1993 (previously exchanged for Brent Fedyk).

**AUGUST 5, 1993:** Shawn Cronin to San Jose for future considerations.

**SEPTEMBER 9, 1993:** Fifth Round in 1995 (David Arsenault) to Detroit for Stewart Malgunas.

**OCTOBER 5, 1993:** Terry Carkner to Detroit for Yves Racine and 4th Round in 1994 (Sebastien Vallee).

**NOVEMBER 28, 1993:** Future considerations to Montreal for Rob Ramage.

**NOVEMBER 30, 1993:** Greg Hawgood to Florida for future considerations.

**FEBRUARY 1, 1994:** Viacheslav Butsayev to San Jose for Rob Zettler.

**FEBRUARY 21, 1994:** Future considerations to Montreal for Frederic Chabot.

**MARCH 5, 1994:** Claude Boivin and the rights to Kirk Daubenspeck to Ottawa for Mark Lamb.

**MARCH 18, 1994:** Jim Cummins and 4th Round in 1995 to Tampa Bay for Rob DiMaio.

**MARCH 21, 1994:** Pelle Eklund to Dallas for 8th Round in 1994 (Raymond Giroux).

**JUNE 15, 1994:** Second Round in 1994 (Ryan Johnson) to Florida as compensation for Bob Clarke.

**JUNE 29, 1994:** Yves Racine to Montreal for Kevin Haller.

**SEPTEMBER 6, 1994:** Alexander Selivanov to Tampa Bay for Flyers' 4th Round in 1995 (Radovan Somik).

**SEPTEMBER 22, 1994:** Tommy Soderstrom to NY Islanders for Ron Hextall and 6th Round in 1995 (Dmitri Tertysny).

**FEBRUARY 2, 1995:** Scott LaGrand to Tampa Bay for Mike Greenlay.

**FEBRUARY 9, 1995:** Mark Recchi and 3rd Round in 1995 (Martin Hohenberger) to Montreal for Eric Desjardins, Gilbert Dionne and John LeClair.



**FEBRUARY 10, 1995:** Mark Lamb to Montreal for undisclosed amount of cash.

**FEBRUARY 15, 1995:** Josef Beranek to Vancouver for Shawn Antoski.

**FEBRUARY 16, 1995:** Bob Wilkie and 5th Round in 1997 (Kyle Calder) to Chicago for Karl Dykhuis.

**MARCH 8, 1995:** Milos Holan to Anaheim for Anatoli Semenov.

**MARCH 13, 1995:** Ryan McGill to Edmonton for Brad Zavisha and 6th Round in 1995 (Jamie Sokolsky).

**APRIL 7, 1995:** Garry Galley to Buffalo for Petr Svoboda.

**JUNE 27, 1995:** Rights to Jeff Finley to Winnipeg for Russ Romaniuk.

**JULY 8, 1995:** Rob Zettler to Toronto for 5th Round in 1996 (Per-Ragnar Bergqvist).

**JULY 12, 1995:** 3rd Round (later traded to Washington, Shawn McNeil) and 6th Round (Kai Fischer) in 1996 to Colorado for rights to Garth Snow.

**AUGUST 30, 1995:** Dimitri Yushkevich and 2nd Round in 1996 (Francis Larivee) to Toronto for 1st Round in 1996 (Dainius Zubrus), 2nd Round in 1997 (Jean-Marc Pelletier) and Los Angeles' 4th in 1996 (later traded to Los Angeles, Mikael Simons).

**SEPTEMBER 20, 1995:** Andre Faust to Winnipeg for 7th Round in 1997 (later traded to Anaheim).

**NOVEMBER 16, 1995:** 1st Round (later traded to Phoenix, Daniel Briere) and 4th Round in 1996 (later traded to Buffalo, Mike Martone) and Martin Spanhel to San Jose for Pat Falloon.

**DECEMBER 13, 1995:** Brent Fedyk to Dallas for Trent Klatt.

**DECEMBER 28, 1995:** Kevin Dineen to Hartford for future considerations.

**JANUARY 23, 1996:** Future considerations to Ottawa for Dan Quinn.



# ALL-TIME FLYERS TRADES 1967-2016

**FEBRUARY 6, 1996:** Chris Herperger and Winnipeg's 7th Round in 1997 (Tony Mohagen) to Anaheim for Bob Corkum.

**FEBRUARY 27, 1996:** Dominic Roussel to Winnipeg for Tim Cheveldae and 3rd Round in 1996 (Chester Gallant).

**MARCH 15, 1996:** Craig MacTavish to St. Louis for Dale Hawerchuk.

**MARCH 19, 1996:** 8th Round in 1996 (Sami Salo) to Ottawa for Kerry Huffman; Anatoli Semenov and rights to Mike Crowley to Anaheim for Brian Wesenberg; Kings' 4th in 1996 (Mikael Simons) to Los Angeles for John Druce and 7th Round in 1997 (Todd Fedoruk).

**JULY 18, 1996:** Future considerations to Washington for Frank Bialowas.

**DECEMBER 15, 1996:** Kevin Haller, 1st Round (later transferred to San Jose; Scott Hannan) and the Whalers' 7th Round in 1997 (Andrew Merrick) to Hartford for Paul Coffey and 3rd Round in 1997 (Kris Mallette).

**MARCH 18, 1997:** Future considerations to Vancouver for Frantisek Kucera.

**JUNE 18, 1997:** 7th Round in 1997 (Chad Hinz) to Edmonton for the rights to Martin Cervén.

**JUNE 21, 1997:** 3rd Round in 1997 (Steve Gainey) to Dallas for 2nd Round in 1998 (later traded to Ottawa; Chris Bala).

**AUGUST 20, 1997:** Mikael Renberg and Karl Dykhuis to Tampa Bay for Flyers' first round picks in 1998 (Simon Gagne), 1999 (Maxime Ouellet), 2000 (Justin Williams), and 2001 (Jeff Woywitka).

**OCTOBER 15, 1997:** Jason Bowen to Edmonton for the rights to Brantt Myhrén.

**OCTOBER 21, 1997:** Future considerations to Ottawa for Mike Maneluk.



**JANUARY 17, 1998:** Pat Falloon, Vaclav Prospal and a 2nd Round in 1998 (Chris Bala) to Ottawa for Alexandre Daigle.

**FEBRUARY 5, 1998:** A conditional 6th Round in 1998 (later traded to Flyers-upgraded to 5th Round; Garrett Prosofsky) to Vancouver for Mike Sillinger.

**MARCH 4, 1998:** Garth Snow to Vancouver for Sean Burke.

**MARCH 9, 1998:** 6th Round in 1999 (Tore Vikingstad) to St. Louis for Roger Neilson.

**MARCH 24, 1998:** 3rd Round in 1998 (Justin Morrison) to Vancouver for Dave Babych and the Flyers' 5th Round in 1998 (Garrett Prosofsky); Janne Niinimaa to Edmonton for Dan McGillis and a 2nd Round in 1998 (Jason Beckett).

**JUNE 27, 1998:** Paul Coffey to Chicago for NY Islanders' 5th Round in 1998 (Francis Belanger); 9th Round in 1999 (Jamie Chamberlain) to Dallas for 9th Round in 1998 (Sergei Skrobot); Dominic Roussel and Jeff Staples to Nashville for 7th Round in 1998 (Cam Ondrik).

**AUGUST 6, 1998:** Rights to Johan Hedberg to San Jose for 7th Round in 1999 (Pavel Kasparik).

**AUGUST 25, 1998:** Rights to Raymond Giroux to NY Islanders for 6th Round in 2000 (later transferred to Montreal; Scott Selig).

**OCTOBER 5, 1998:** Daniel Lacroix to Edmonton for Valeri Zelepkun.

**OCTOBER 13, 1998:** 3rd Round in 1999 (later transferred to NY Rangers; Patrick Auliero) to Calgary for 8th Round in 1999 (David Nystrom) and future considerations.

**OCTOBER 19, 1998:** Trent Klatt to Vancouver for 6th Round in 2000 (later transferred to Atlanta; Jeff Dwyer).

**NOVEMBER 12, 1998:** Shjon Podein to Colorado for Keith Jones.

**NOVEMBER 17, 1998:** Mike Maneluk to Chicago for Roman Vopat.

**DECEMBER 12, 1998:** Chris Gratton and Mike Sillinger to Tampa Bay for Mikael Renberg and Daymond Langkow.

**DECEMBER 28, 1998:** Petr Svoboda to Tampa Bay for Karl Dykhuis.

**JANUARY 8, 1999:** Frank Bialowas to Chicago for Dennis Bonvie.

**JANUARY 26, 1999:** Sergei Klimentiev to Nashville for cash.

**JANUARY 29, 1999:** Alexandre Daigle to Edmonton for Andrei Kovalenko.

**FEBRUARY 10, 1999:** Future considerations to Pittsburgh for Sean O'Brien.

**MARCH 6, 1999:** Andrei Kovalenko to Carolina for Adam Burt.

**MARCH 10, 1999:** Dainius Zubrus, 2nd Round in 1999 (Matt Carner) and the NY Islanders' 6th Round in 2000 (Scott Selig) to Montreal for Mark Recchi.

**MARCH 20, 1999:** Colin Forbes and 5th Round in 1999 (Michal Lanicek) to Tampa Bay for Sandy McCarthy and Mikael Andersson.

**MARCH 23, 1999:** Cash to Washington for Craig Berube; Dave Babych and 5th Round in 2000 (Nathan Marsters) to Los Angeles for Steve Duchesne.

**MAY 25, 1999:** 8th Round in 1999 (Antti Jokela) to Carolina for Francis Lessard.

**JUNE 1, 1999:** Rights to Pat Kavanagh to Vancouver for 6th Round in 1999 (Konstantin Rudenko).

**SEPTEMBER 27, 1999:** Paul Healy to Nashville for Matt Henderson.



# ALL-TIME FLYERS TRADES 1967-2016

**OCTOBER 15, 1999:** Future considerations to Atlanta for Jody Hull.

**OCTOBER 20, 1999:** Karl Dykhuis to Montreal for future considerations.

**NOVEMBER 16, 1999:** 7th Round in 2001 to Nashville for Steve Washburn.

**NOVEMBER 30, 1999:** Rastislav Pavlikovsky on loan from the Ottawa Senators.

**DECEMBER 9, 1999:** Brian Wesenberg to Atlanta for Eric Bertrand.

**JANUARY 23, 2000:** Rod Brind'Amour, Jean-Marc Pelletier, and 2nd Round in 2000 to Carolina (later transferred to Colorado; Agris Saviels) for Keith Primeau and 5th Round in 2000 (later transferred to NY Islanders; Kristofer Ottoson).

**JANUARY 26, 2000:** Conditional pick in 2001 to Chicago for Todd White.

**FEBRUARY 14, 2000:** Future considerations to Nashville for Eric Bertrand.

**FEBRUARY 15, 2000:** Mikael Andersson and Carolina's 5th Round in 2000 (Kristofer Ottoson) to NY Islanders for Gino Odjick.

**MARCH 6, 2000:** Marc Bureau to Calgary for Travis Brigley and 6th Round in 2001 (Andrej Razin).

**MARCH 8, 2000:** Mikael Renberg to Phoenix for Rick Tocchet.

**MARCH 14, 2000:** Sandy McCarthy to Carolina for Kent Manderville; 6th Round (originally acquired from Vancouver; Jeff Dwyer) in 2000 and 6th Round in 2001 (Pasi Nurminen) to Atlanta for Kirby Law.

**MAY 31, 2000:** 8th Round in 2002 (later transferred to Tampa Bay, Darren Reid) to Carolina for Paul Ranheim.

**JUNE 12, 2000:** 9th Round in 2000 (Arne Ramholt) to Chicago for Mark Janssens.

**JUNE 25, 2000:** John Vanbiesbrouck to NY Islanders for 4th Round in 2001 (later transferred to Nashville, Jordin Tootoo); 4th Round in 2000 (Johan Hagglund) to Tampa Bay for 6th Round in 2000 (Roman Cechmanek), 7th Round in 2000 (John Eichelberger) and 9th Round in 2000 (Milan Kopecky).

**SEPTEMBER 26, 2000:** Regan Kelly to Toronto for Chris McAllister.

**SEPTEMBER 29, 2000:** Mark Eaton to Nashville for Detroit's 3rd Round in 2001 (Patrick Sharp).

**DECEMBER 7, 2000:** Gino Odjick to Montreal for P.J. Stock and 6th Round in 2001 (Dennis Seidenberg).

**JANUARY 14, 2001:** Kevin Stevens to Pittsburgh for John Slaney.

**FEBRUARY 13, 2001:** 9th Round in 2001 (Marcel Rodman) to Boston for the rights to unsigned draft pick Matt Zultek.

**MARCH 13, 2001:** 3rd Round in 2001 (later transferred to Toronto, Nicolas Corbeil) to Chicago for Dean McAmmond.

**MARCH 13, 2001:** Dean Melanson to Washington for Matt Herr.

**MAY 24, 2001:** Mikhail Chernov to Nashville for Mike Watt.

**JUNE 23, 2001:** 2nd Round in 2001 (later transferred to Calgary, Andrei Medvedev) to Florida for the rights to Jiri Dopita; 1st Round in 2001 (Tim Gleason) to Ottawa for 1st Round (Jeff Woywitka) and 7th Round (David Printz) in 2001 and Tampa Bay's 2nd Round in 2002 (later transferred to Dallas through Tampa Bay, Tobias Stephan).

**JUNE 24, 2001:** New York Islanders' 4th Round in 2001 (Jordin Tootoo) to Nashville for 4th Round (later transferred to Carolina, Rob Zepp), 5th Round (Jussi Timonen) and 7th Round (Thierry Douville) in 2001; Nashville's 4th Round in 2001 (Rob Zepp) to Carolina for 3rd Round in 2002 (later transferred to Carolina, Jesse Lane); 4th Round (Aaron Lobb), a compensatory 5th Round (Paul Lynch) and 7th Round (Dennis Packard) in 2001 to Tampa Bay for 3rd Round in 2002 (later transferred Vancouver, Brett Skinner); 8th Round in 2001 (J.F. Soucy) and 9th Round in 2002 (John Toffey) to Tampa Bay for 7th Round in 2002 (Mathieu Brunelle); Dean McAmmond to Calgary for 4th Round in 2002 (Rosario Ruggeri).

**JULY 2, 2001:** Daymond Langkow to Phoenix for 2nd Round in 2002 (later transferred to San Jose through Tampa Bay, Dan Spang) and 1st Round in 2003 (Jeff Carter).

**JULY 31, 2001:** Andy Delmore to Nashville for 3rd Round in 2002 (later transferred to Phoenix, Joe Callahan).

**AUGUST 20, 2001:** Rights to restricted free agent center Eric Lindros to New York Rangers for Pavel Brendl, Jan Hlavac, Kim Johnsson and 3rd Round in 2003 (Stefan Ruzicka).

**DECEMBER 17, 2001:** Jan Hlavac and Tampa Bay's 3rd Round in 2002 (Brett Skinner) to Vancouver for Donald Brashear and 6th Round in 2002 (later transferred to Columbus, Jaroslav Balastik).

**JANUARY 11, 2002:** Petr Hubacek and Jason Beckett to Nashville for Yves Sarault.

**FEBRUARY 13, 2002:** Jesse Boulerice to Carolina for Greg Koehler.

**MARCH 5, 2002:** Joe DiPenta to Atlanta for Jarrod Skalde.

**MARCH 15, 2002:** Francis Lessard to Atlanta for David Harlock, 3rd Round (later transferred to Phoenix, Tyler Redenbach) and 7th Round in 2003 (later transferred to San Jose, Joe Pavelski).

**MARCH 17, 2002:** Kent Manderville to Pittsburgh for Billy Tibbetts.

**MARCH 19, 2002:** Maxime Ouellet, 1st Round (later transferred to Dallas, Martin Vagner), 2nd Round (Maxime Daigneault) and 3rd Round (Derek Krestanovich) in 2002 to Washington for Adam Oates.

**JUNE 12, 2002:** Brian Boucher and Nashville's 3rd Round in 2002 (Joe Callahan) to Phoenix for Michal Handzus and Robert Esche.

**JUNE 18, 2002:** Jiri Dopita to Edmonton for 3rd Round in 2003 (Ryan Potlun).

**JUNE 21, 2002:** Ruslan Fedotenko, Tampa Bay's 2nd Round in 2002 (later transferred to Dallas, Tobias Stephan) and Phoenix's 2nd in 2002 (later transferred to San Jose, Dan Spang) to Tampa Bay for 1st Round in 2002 (Joni Pitkanen).



# ALL-TIME FLYERS TRADES 1967-2016

**JUNE 22, 2002:** Carolina's 3rd Round in 2002 (Jesse Lane) to Carolina for 6th Round in 2002 (Nikita Korovkin) and 3rd Round in 2003 (Colin Fraser).

**JUNE 23, 2002:** Vancouver's 6th Round in 2002 (Jaroslav Balastik) and 7th Round in 2002 (Steven Goertzen) to Columbus for 5th Round in 2003 (David Tremblay).

**DECEMBER 6, 2002:** Dan McGillis to San Jose for Marcus Ragnarsson.

**DECEMBER 19, 2002:** Paul Ranheim to Phoenix for conditional pick in 2004.

**JANUARY 22, 2003:** Future considerations to Calgary for Jamie Wright.

**JANUARY 29, 2003:** 2nd Round in 2003 (Maxim Lapierre) to Montreal for Eric Chouinard.

**FEBRUARY 5, 2003:** Chris McAllister to Colorado for 6th Round in 2003 (Ville Hostikka); future considerations to Vancouver for Todd Warriner.

**FEBRUARY 7, 2003:** Pavel Brendl and Bruno St. Jacques to Carolina for Sami Kapanen and Ryan Bast.



**MARCH 1, 2003:** 4th Round in 2003 (later transferred to Boston, Patrik Valcák) and 7th Round in 2004 (Daniel Taylor) to Los Angeles for Dmitry Yushkevich.

**MARCH 9, 2003:** 5th Round in 2003 (later transferred to Pittsburgh, Evgeni Isakov) to NY Islanders for Claude Lapointe.

**MARCH 10, 2003:** Guillaume Lefebvre, Atlanta's 3rd Round in 2003 (later transferred to Phoenix, Tyler Redenbach) and 2nd Round in 2004 (later transferred to NY Rangers, Brandon Dubinsky) to Phoenix for Tony Amonte.

**MARCH 11, 2003:** Future considerations to Chicago for Peter White.

**MAY 28, 2003:** Roman Cechmanek to Los Angeles for 2nd Round in 2004 (later transferred to Chicago, Bryan Bickell).

**JUNE 22, 2003:** Atlanta's 7th Round in 2003 (Joe Pavelski) to San Jose for 6th Round in 2004 (later transferred to Tampa Bay, Karri Ramo); Marty Murray to Carolina for 6th Round in 2004 (Frederik Cabana); 7th Round in 2003 (Dany Roussin) to Florida for 6th Round in 2004 (Ladislav Scurko); 8th Round in 2003 (Raimonds Danilics) to Tampa Bay for 7th Round in 2004 (later transferred to NY Islanders, Chris Campoli); 9th Round in 2003 (Zbynek Hrdel) to Tampa Bay for 9th Round in 2004 (John Carter).

**JUNE 30, 2003:** Rights to Dmitry Yushkevich to Washington for a conditional 7th Round in 2004.

**DECEMBER 16, 2003:** Jeff Woywitka, 1st Round in 2004 (Rob Schremp) and 3rd Round in 2005 (Danny Syvret) to Edmonton for Mike Comrie.

**DECEMBER 17, 2003:** Eric Chouinard to Minnesota for 5th Round in 2004 (Chris Zarb).

**JANUARY 20, 2004:** Justin Williams to Carolina for Danny Markov.

**JANUARY 22, 2004:** Tampa Bay's 7th Round in 2004 (Chris Campoli) to NY Islanders for Mattias Timander.

**FEBRUARY 9, 2004:** Eric Weinrich to St. Louis for 5th Round in 2004 (Gino Pisellini); Mike Comrie to Phoenix for Sean Burke, Branko Radivojevic and Ben Eager.

**FEBRUARY 16, 2004:** Mike Siklenka to Dallas for Steve Gainey.

**FEBRUARY 19, 2004:** Jim Vandermeer, Colin Fraser and Los Angeles' 2nd Round in 2004 (Bryan Bickell) to Chicago for Alexei Zhannov and Washington's 4th Round in 2004 (R. J. Anderson).

**MARCH 8, 2004:** Rick Kozak and 2nd Round in 2005 (later transferred to Atlanta, Ondrej Pavelec) to NY Rangers for Vladimir Malakhov; Chris Therien to Dallas for Phoenix's 8th Round in 2004 (Martin Houle) and Dallas' 3rd Round in 2005 (later transferred to Tampa Bay, Chris Lawrence).

**JUNE 27, 2004:** 5th Round in 2004 (Brandon Elliott), 6th Round in 2004 (Jan Zapletal) and San Jose's 6th Round in 2004 (Karri Ramo) to Tampa Bay for 3rd Round in 2005 (Oskars Bartulis).

**JULY 29, 2005:** Todd Fedoruk to Anaheim for a second round pick in the 2005 NHL Entry Draft (later transferred to Phoenix, Pier-Olivier Pelletier).

**JULY 30, 2005:** 1st Round in 2005 (Kenndal McArdle) to Florida for 1st Round in 2005 (Steve Downie) and 2nd Round in 2006 (later transferred to Detroit through Phoenix, Cory Emmerton); Anaheim's 2nd Round in 2005 (Pier-Olivier Pelletier) to Phoenix in exchange for Columbus' 4th Round in 2005 (Jeremy Duchesne) and the Coyotes' 2nd Round in 2006 (Andreas Nodl); Dallas' 3rd Round in 2005 (Chris Lawrence) and the Flyers' 4th Round in 2005 (Blair Jones) to Tampa Bay in exchange for a 2nd Round in 2006 (later transferred to Detroit through Phoenix, Shawn Matthias).

**AUGUST 2, 2005:** Danny Markov to Nashville for a 3rd Round in 2006 (later transferred to Los Angeles, Bud Holloway).

**AUGUST 4, 2005:** Jeremy Roenick and Nashville's 3rd Round in 2006 (Bud Holloway) to Los Angeles for future considerations.

**DECEMBER 5, 2005:** Patrick Sharp and Eric Meloche to Chicago for Matt Ellison and 3rd Round in 2006 (later transferred to Montreal, Ryan White).

**DECEMBER 28, 2005:** Eric Chouinard to Phoenix for Kiel McLeod.

**JANUARY 20, 2006:** Dennis Seidenberg and 4th Round in 2006 (later transferred to NY Islanders, Tomas Marcinko) to Phoenix for Petr Nedved and 4th Round in 2006 (Joonas Lehtivuori). In addition, the Flyers had the right to switch their third round pick in the 2007 NHL Entry Draft for Phoenix's third round pick in the 2007 NHL Entry Draft (did not exercise option - later transferred to NY Islanders, Mark Katic).



# ALL-TIME FLYERS TRADES 1967-2016

**JANUARY 23, 2006:** Jon Sim to Florida for 6th Round in 2007 (Patrick Maroon).

**MARCH 9, 2006:** Josh Gratton, Florida's 2nd Round in 2006 (later transferred to Detroit, Cory Emmerton) and Tampa Bay's 2nd Round in 2006 (later transferred to Detroit, Shawn Matthias) to Phoenix for Denis Gauthier; 3rd Round in 2006 (later transferred to Columbus, Tommy Sestito) to San Jose for Niko Dimitrakos.

**JUNE 24, 2006:** Chicago's 3rd Round in 2006 (Ryan White) to Montreal in exchange for 3rd Round (Jonathan Matsumoto) and 4th Round (Jakub Kovar) in 2006.

**AUGUST 2, 2006:** Rights to Vaclav Pletka to Chicago for Eric Meloche.

**AUGUST 4, 2006:** Michal Handzus to Chicago for Kyle Calder.

**NOVEMBER 9, 2006:** Daniel Corso to Tampa Bay for Darren Reid.

**NOVEMBER 13, 2006:** 4th Round in 2007 (Justin Vaive) to Anaheim for Todd Fedoruk.

**DECEMBER 16, 2006:** Freddy Meyer and 3rd Round in 2007 (Mark Katic) to NY Islanders for Alexei Zhitnik.

**DECEMBER 20, 2006:** Randy Robitaille and 5th Round in 2008 (Matthew Martin) to NY Islanders for Mike York.

**FEBRUARY 15, 2007:** Peter Forsberg to Nashville for Scottie Upshall, Ryan Parent and 1st Round (later transferred back to Nashville, Jonathon Blum) and 3rd Round (later transferred to Washington, Phil Desimone) in 2007.

**FEBRUARY 24, 2007:** Alexei Zhitnik to Atlanta for Braydon Coburn.

**FEBRUARY 26, 2007:** Kyle Calder to Chicago for Lasse Kukkonen and 3rd Round in 2007 (Garrett Klotz).

**FEBRUARY 27, 2007:** 2nd Round in 2007 (T.J. Brennan) to Buffalo for Martin Biron.

**JUNE 4, 2007:** Matt Ellison to Nashville for future considerations.

**JUNE 18, 2007:** Nashville's 1st Round in 2007 (Jonathon Blum) returned to Nashville for rights to Kimmo Timonen and Scott Hartnell.

**JUNE 23, 2007:** Nashville's 3rd Round in 2007 (Phil Desimone) and a 2nd Round in 2008 (Dmitri Kugryshev) to Washington for Carolina's 2nd Round in 2007 (Kevin Marshall).

**JULY 1, 2007:** Joni Pitkanen, Geoff Sanderson and 3rd Round in 2009 (Cameron Abney) to Edmonton for Joffrey Lupul and Jason Smith.

**DECEMBER 10, 2007:** Jussi Timonen to Dallas for conditional pick in 2009.

**DECEMBER 18, 2007:** Ben Eager to Chicago for Jim Vandermeer.

**FEBRUARY 19, 2008:** 3rd Round in 2008 (Geordie Wudrick) to Los Angeles for Jaroslav Modry.

**FEBRUARY 20, 2008:** Jim Vandermeer to Calgary for 3rd Round in 2009 (Adam Morrison).

**FEBRUARY 25, 2008:** Alexandre Picard and 2nd Round in 2009 (Richard Panik) to Tampa Bay for Vaclav Prospal.

**JUNE 6, 2008:** Ryan Potulny to Edmonton for Danny Syvret.

**JUNE 18, 2008:** Rights to Vaclav Prospal to Tampa Bay for Nashville's 7th Round in 2008 (Joachim Eriksson) and a conditional 4th Round in 2009.

**JUNE 20, 2008:** Rights to R.J. Umberger and 4th Round in 2008 (Drew Olson) to Columbus for Colorado's 1st Round in 2008 (previously acquired, Luca Sbisa) and 3rd Round in 2008 (Marc-Andre Bourdon); 1st Round in 2008 (John Carlson) to Washington for Steve Eminger and 3rd Round in 2008 (Jacob DeSerres).

**JUNE 21, 2008:** 7th Round in 2008 (Nick Pryor) to Anaheim for 7th Round in 2009 (Oliver Lauridsen).

**JUNE 24, 2008:** Triston Grant and 7th Round in 2009 (later transferred to St. Louis, Maxwell Tardy) to Nashville for Janne Niskala.

**JUNE 30, 2008:** Kyle Greentree to Calgary for Tim Ramholt; Janne Niskala to Tampa Bay for 6th Round in 2009 (Dave Labrecque).

**JULY 1, 2008:** Denis Gauthier and 2nd Round in 2010 (later transferred to Minnesota, Jason Zucker) to Los Angeles for Patrik Hersley and Ned Lukacevic.

**OCTOBER 13, 2008:** 4th round in 2009 (Lane MacDermid) and Ned Lukacevic to Boston for Andrew Alberts.

**OCTOBER 30, 2008:** Tim Ramholt to Nashville for Josh Gratton.

**NOVEMBER 3, 2008:** Steve Eminger, Steve Downie, and Tampa Bay's 4th Round in 2009 (previously acquired, Alex Hutchings) to Tampa Bay for Matt Carle and San Jose's 3rd Round in 2009 (previously acquired, Simon Bertilsson).

**MARCH 4, 2009:** Scottie Upshall and 2nd Round in 2011 to Phoenix for Daniel Carcillo.

**MARCH 4, 2009:** 6th round in 2009 to San Jose for D Kyle McLaren (Trade was later nullified).

**JUNE 26, 2009:** Joffrey Lupul, Luca Sbisa, 1st Round in 2009 (John Moore), 1st-Round in 2010 (Emerson Etem) and a conditional 3rd round in 2010 (conditions not met) to Anaheim for Chris Pronger and Ryan Dingle.



**OCTOBER 20, 2009:** Michael Ratchuk to Columbus for Stefan Legein.

**FEBRUARY 6, 2010:** Ole-Kristian Tollefsen and 5th round in 2011 to Detroit for Ville Leino.





# ALL-TIME FLYERS TRADES 1967-2016

**JUNE 18, 2010:** Ryan Parent to Nashville for Dan Hamhuis.

**JUNE 25, 2010:** Dan Hamhuis to Pittsburgh for 3rd round in 2011 (later transferred to Phoenix, Harrison Ruopp).

**JUNE 26, 2010:** Jonathan Matsumoto to Carolina for Washington's 7th round in 2010 (Ricard Bildstrand).

**JULY 1, 2010:** 2nd round in 2012 (later transferred to Nashville, Colton Sissons) to Tampa Bay for Andrej Meszaros.

**JULY 19, 2010:** Simon Gagne to Tampa Bay for Matt Walker and 4th round in 2011 (Marcel Noebels).

**NOVEMBER 21, 2010:** Patrick Maroon and David Laliberte to Anaheim for Danny Syvret and Rob Bordson.

**FEBRUARY 14, 2011:** 1st (Stuart Percy) and 3rd round (Josh Leivo) in 2011 to Toronto for Kris Versteeg.

**FEBRUARY 28, 2011:** Greg Moore and rights to Michael Chaput to Columbus for Tom Sestito.

**JUNE 7, 2011:** Matt Clackson, Pittsburgh's 3rd round in 2011 (previously acquired, Harrison Ruopp) and 3rd round in 2012 (later transferred to Pittsburgh, Oskar Sundqvist) to Phoenix for Ilya Bryzgalov.

**JUNE 23, 2011:** Jeff Carter to Columbus for Jakub Voracek, 1st Round (Sean Couturier) and 3rd round (Nick Cousins) in 2011.

**JUNE 23, 2011:** Michael Richards and Rob Bordson to Los Angeles for Wayne Simmonds, Brayden Schenn and 2nd round in 2012 (later transferred to Dallas, Devin Shore).

**JUNE 27, 2011:** Darroll Powe to Minnesota for 3rd round in 2013 (later transferred to Pittsburgh via Dallas, Jake Guentzel).

**JULY 1, 2011:** Kris Versteeg to Florida for 2nd round (later transferred to Tampa Bay, Brian Hart) and San Jose's 3rd round in 2012 (Shayne Gostisbehere).

**FEBRUARY 16, 2012:** Los Angeles's 2nd round in 2012 (previously acquired, Devin Shore) and Minnesota's 3rd round in 2013 to Dallas (later transferred to Pittsburgh, Jake Guentzel), for Nicklas Grossmann.

**FEBRUARY 18, 2012:** Jonathan Kalinski, Florida's 2nd round in 2012 (previously acquired, Brian Hart) and 4th round in 2013 (later transferred to Ottawa, Tobias Lindberg) to Tampa Bay for Pavel Kubina.

**JUNE 22, 2012:** Sergei Bobrovsky to Columbus for Ottawa's 2nd round in 2012 (Anthony Stolarz), Vancouver's 4th round in 2012 (Taylor Leier) and Phoenix's 4th round in 2013 (later transferred to Los Angeles, Justin Auger).

**JUNE 23, 2012:** James van Riemsdyk to Toronto for Luke Schenn.

**JANUARY 13, 2013:** Luke Pither to Carolina for Brian Boucher and Mark Alt.

**FEBRUARY 25, 2013:** Mike Testwuide to Calgary for Mitch Wahl.

**FEBRUARY 26, 2013:** Phoenix's 4th round in 2013 (previously acquired, Justin Auger) to Los Angeles for Simon Gagne.

**MARCH 12, 2013:** 7th round in 2014 (conditions not met) to Detroit for Kent Huskins; Matthew Ford to Columbus for future considerations.

**APRIL 1, 2013:** Harry Zolnierczyk to Anaheim for Jay Rosehill.

**APRIL 3, 2013:** Michael Leighton and 3rd round in 2015 (later transferred to Toronto, Martins Dzierkals) to Columbus for Steve Mason.

**JUNE 12, 2013:** Shane Harper and 4th round in 2014 (Devon Toews) to NY Islanders for Mark Streit.

**JULY 1, 2013:** Danny Syvret to NY Rangers for Kris Newbury.

**OCTOBER 21, 2013:** Max Talbot to Colorado for Steve Downie.

**MARCH 4, 2014:** Matt Mangene, 3rd round in 2014 (Ilya Sorokon) and 2nd round in 2015 (later transferred to Boston, Brandon Carlo) to NY Islanders for Andrew MacDonald.

**MARCH 5, 2014:** Andrej Meszaros to Boston for 3rd round in 2014 (Mark Friedman).

**JUNE 23, 2014:** Scott Hartnell to Columbus for R.J. Umberger and 4th round in 2015 (later transferred to Los Angeles, Austin Wagner).

**JULY 2, 2014:** Tye McGinn to San Jose for 3rd round in 2015 (Felix Sandstrom).

**FEBRUARY 15, 2015:** Kimmo Timonen to Chicago for 2nd round in 2015 (later transferred to Toronto, Jeremy Bracco) and 2nd round in 2016.

**MARCH 2, 2015:** Braydon Coburn to Tampa Bay for Radko Gudas, 1st round in 2015 (later transferred to Columbus via Toronto, Gabriel Carlsson) and 3rd round in 2015 (Matej Tomek).

**JUNE 26, 2015:** Tampa Bay's 1st round in 2015 (previously acquired; later transferred to Columbus, Gabriel Carlsson) and Chicago's 2nd round in 2015 (previously acquired, Jeremy Bracco) to Toronto for Nashville's 1st round in 2015 (previously acquired, Travis Konecny).

**JUNE 27, 2015:** Nicklas Grossmann and Chris Pronger to Arizona for Sam Gagner and a conditional draft pick in 2016 or 2017; Columbus's 4th round in 2015 (previously acquired, Austin Wagner) to Los Angeles for 4th round in 2015 (Mikhail Vorobyov) and 6th round in 2016.

**JUNE 30, 2015:** Zac Rinaldo to Boston for 3rd round in 2017.

**JANUARY 6, 2016:** Vincent Lecavalier and Luke Schenn to Los Angeles for Jordan Weal and 3rd round in 2016.

(Special thanks to Peter Anson for his help in updating this information.)



# FLYERS HONOR ROLL

## FLYERS BANNER YEARS

|         |  |         |   |
|---------|--|---------|---|
| 1967-68 | West Division Champions  | 1984-85 | Tim Kerr, Pelle Lindbergh   |
| 1973-74 | West Division Champions  | 1985-86 | Bob Froese, Mark Howe,<br>Mike Keenan (Coach), Tim Kerr, E.J.<br>McGuire (Assistant Coach), Dave Poulin,<br>Brian Propp |
| 1974-75 | Stanley Cup Champions<br>Patrick Division Champions<br>Campbell Conference Champions<br>Most Points in NHL | 1986-87 | *** Ron Hextall, Mark Howe, Tim Kerr,<br>Dave Poulin  |
| 1975-76 | Stanley Cup Champions<br>Patrick Division Champions<br>Campbell Conference Champions                       | 1987-88 | Ron Hextall, Mark Howe,<br>Mike Keenan (Coach),<br>E.J. McGuire (Assistant Coach), Dave Poulin,<br>Kjell Samuelsson     |
| 1976-77 | Patrick Division Champions<br>Campbell Conference Champions  | 1988-89 | Rick Tocchet  |
| 1979-80 | Patrick Division Champions<br>Campbell Conference Champions<br>Most Points in NHL                          | 1989-90 | Brian Propp, Rick Tocchet   |
| 1982-83 | Patrick Division Champions   | 1990-91 | Rick Tocchet  |
| 1984-85 | Patrick Division Champions<br>Wales Conference Champions<br>Most Points in NHL                             | 1991-92 | Rod Brind'Amour   |
| 1985-86 | Patrick Division Champions   | 1992-93 | Mark Recchi   |
| 1986-87 | Patrick Division Champions<br>Wales Conference Champions   | 1993-94 | Garry Galley, Eric Lindros, Mark Recchi   |
| 1994-95 | Atlantic Division Champions  | 1994-95 | No game was played  |
| 1995-96 | Atlantic Division Champions  | 1995-96 | Eric Desjardins, John LeClair, Eric Lindros,<br>Craig MacTavish   |
| 1996-97 | Eastern Conference Champions   | 1996-97 | Paul Coffey, Dale Hawerchuk, John LeClair,<br>Eric Lindros  |
| 1999-00 | Atlantic Division Champions  | 1997-98 | John LeClair, Eric Lindros  |
| 2001-02 | Atlantic Division Champions  | 1998-99 | John LeClair, Eric Lindros  |
| 2003-04 | Atlantic Division Champions  | 1999-00 | Eric Desjardins, John LeClair, Eric Lindros,<br>Mark Recchi   |
| 2009-10 | Eastern Conference Champions   | 2000-01 | Roman Cechmanek, Simon Gagne  |
| 2010-11 | Atlantic Division Champions  | 2001-02 | Jeremy Roenick  |
|         |  | 2002-03 | Ken Hitchcock (Assistant Coach), Jeremy<br>Roenick  |
|         |  | 2003-04 | Ken Hitchcock (Assistant Coach),<br>Keith Primeau, Jeremy Roenick   |

## FLYERS IN THE MID-SEASON NHL ALL-STAR GAME

|         |  |         |   |
|---------|--|---------|---|
| 1967-68 | Leon Rochefort   | 2005-06 | No game was played  |
| 1968-69 | Bernie Parent, Ed Van Impe   | 2006-07 | Simon Gagne   |
| 1969-70 | Bobby Clarke, Bernie Parent  | 2007-08 | Mike Richards, Kimmo Timonen                                |
| 1970-71 | Bobby Clarke   | 2008-09 | Jeff Carter   |
| 1971-72 | Bobby Clarke, Simon Nolet  | 2010-11 | Danny Briere, Claude Giroux,<br>Peter Laviolette (co-coach) |
| 1972-73 | Bobby Clarke, Gary Dornhoefer  | 2011-12 | Claude Giroux, Scott Hartnell,<br>Kimmo Timonen             |
| 1973-74 | Bobby Clarke, Bernie Parent, Ed Van Impe,<br>Joe Watson  | 2012-13 | No game was played  |
| 1974-75 | Bill Barber, Bobby Clarke, Bernie Parent,<br>Fred Shero (Coach),<br>Ed Van Impe, Jimmy Watson                                  | 2013-14 | No game was played  |
| 1975-76 | Bill Barber, Andre Dupont, Reggie Leach,<br>*Rick MacLeish,<br>Fred Shero (Coach), Wayne Stephenson,<br>Jimmy Watson           | 2014-15 | Claude Giroux, Jake Voracek                                 |
| 1976-77 | Tom Bladon, Bobby Clarke, Gary Dornhoefer,<br>Rick MacLeish,<br>Bernie Parent, Fred Shero (Coach), Jimmy<br>Watson, Joe Watson | 2015-16 | Claude Giroux   |
| 1977-78 | Bill Barber, Tom Bladon, Bobby Clarke,<br>Bob Dailey, Fred Shero (Coach),<br>Wayne Stephenson, Jimmy Watson                    |         |   |
| 1978-79 | ** Bill Barber, Bobby Clarke   |         |   |
| 1979-80 | Bill Barber, Norm Barnes, Reggie Leach,<br>Rick MacLeish, Pete Peeters, Brian Propp,<br>Jimmy Watson                           |         |   |
| 1980-81 | Bill Barber, Bob Dailey, Paul Holmgren,<br>Pete Peeters,<br>Pat Quinn (Coach), Behn Wilson                                     |         |   |
| 1981-82 | Bill Barber, Brian Propp   |         |   |
| 1982-83 | Mark Howe, Pelle Lindbergh, Darryl Sittler   |         |   |
| 1983-84 | Tim Kerr, Brian Propp  |         |   |

\* Alternate for Bobby Clarke

\*\* NHL Challenge Cup

\*\*\* Rendezvous '87



# FLYERS HONOR ROLL

## FLYERS INDUCTED INTO HOCKEY HALL OF FAME

| NAME           | INDUCTION YEAR | CATEGORY                     | YEARS WITH FLYERS       |
|----------------|----------------|------------------------------|-------------------------|
| Allan Stanley  | 1981           | Player                       | 1968-1969               |
| Bernie Parent  | 1984           | Player                       | 1967-71, 73-79          |
| Bobby Clarke   | 1987           | Player                       | 1969-1990, 1996-present |
| Ed Snider      | 1988           | Builder                      | 1967-2016               |
| Darryl Sittler | 1989           | Player                       | 1982-1984               |
| Bill Barber    | 1990           | Player                       | 1972-1984, 2000-2002    |
| Bud Poile      | 1990           | Builder                      | 1967-1969               |
| Keith Allen    | 1992           | Builder                      | 1967-2014               |
| Gene Hart      | 1997           | Foster Hewitt Memorial Award | 1967-1995               |
| Dale Hawerchuk | 2001           | Player                       | 1996-1997               |
| Roger Neilson  | 2001           | Builder                      | 1998-2000               |
| Paul Coffey    | 2004           | Player                       | 1996-1998               |
| Mark Howe      | 2011           | Player                       | 1982-1992               |
| Adam Oates     | 2012           | Player                       | 2002                    |
| Fred Shero     | 2013           | Builder                      | 1971-1978               |
| Peter Forsberg | 2014           | Player                       | 2005-2007               |
| Chris Pronger  | 2015           | Player                       | 2009-2012               |
| Eric Lindros   | 2016           | Player                       | 1992-2000               |
| Pat Quinn      | 2016           | Builder                      | 1979-1983               |

## FLYERS INDUCTED INTO UNITED STATES HOCKEY HALL OF FAME

2003 - Mark Howe  
 2007 - John Vanbiesbrouck  
 2009 - Tony Amonte  
 2009 - John LeClair  
 2010 - Derian Hatcher  
 2010 - Jeremy Roenick  
 2011 - Mike "Doc" Emrick  
 2011 - Ed Snider

## RETIRED NUMBERS

Bernie Parent - 1  
 Mark Howe - 2  
 Barry Ashbee - 4  
 Bill Barber - 7  
 Bobby Clarke - 16

## FLYERS MAJOR AWARD WINNERS

|                  |         |                                |
|------------------|---------|--------------------------------|
| ALLEN, Keith     | 1987-88 | Lester Patrick Trophy          |
| BARBER, Bill     | 2000-01 | Jack Adams Award               |
| CECHMANEK, Roman | 2002-03 | William M. Jennings Trophy     |
| CLARKE, Bobby    | 1971-72 | Bill Masterton Memorial Trophy |
|                  | 1972-73 | Hart Memorial Trophy           |
|                  | 1974-75 | Lester B. Pearson Award        |
|                  | 1975-76 | Hart Memorial Trophy           |
|                  | 1979-80 | Lester Patrick Trophy          |
|                  | 1982-83 | Frank J. Selke Trophy          |
| ESCHE, Robert    | 2002-03 | William M. Jennings Trophy     |
| FROESE, Bob      | 1985-86 | William M. Jennings Trophy     |
| HEXTALL, Ron     | 1986-87 | Vezina Trophy                  |
|                  |         | Conn Smythe Trophy             |
| HOLMGREN, Paul   | 2014-15 | Lester Patrick Trophy          |
| HOWE, Mark       | 1985-86 | Emery Edge Award               |

|                  |         |                                |
|------------------|---------|--------------------------------|
| JENSEN, Darren   | 1985-86 | William M. Jennings Trophy     |
| KEENAN, Mike     | 1984-85 | Jack Adams Award               |
| KERR, Tim        | 1988-89 | Bill Masterton Memorial Trophy |
| LAPERRIERE, Ian  | 2010-11 | Bill Masterton Memorial Trophy |
| LEACH, Reggie    | 1975-76 | Conn Smythe Trophy             |
| LeCLAIR, John    | 1996-97 | Bud Ice Plus/Minus Award       |
|                  | 1998-99 | Bud Ice Plus/Minus Award       |
| LINDBERGH, Pelle | 1984-85 | Vezina Trophy                  |
| LINDROS, Eric    | 1994-95 | Hart Memorial Trophy           |
|                  |         | Lester B. Pearson Award        |
| PARENT, Bernie   | 1973-74 | Vezina Trophy                  |
|                  |         | Conn Smythe Trophy             |
|                  | 1974-75 | Vezina Trophy                  |
|                  |         | Conn Smythe Trophy             |
| POULIN, Dave     | 1986-87 | Frank J. Selke Trophy          |
| QUINN, Pat       | 1979-80 | Jack Adams Award               |
| SHERO, Fred      | 1973-74 | Jack Adams Award               |
|                  | 1979-80 | Lester Patrick Trophy          |
| SNIDER, Ed       | 1979-80 | Lester Patrick Trophy          |

## NHL MILESTONE AWARD WINNERS

|  |   |
|--|---|
| AMONTE, TONY:<br>- 1,000 GAMES                                     | LECAVALIER, VINCENT<br>- 400 GOALS  |
| BARBER, BILL:<br>- 400 GOALS                                       | MacTAVISH, CRAIG:<br>- 1,000 GAMES  |
| BIRON, MARTIN<br>- 25 SHUTOUTS                                     | PARENT, BERNIE:<br>- 25 SHUTOUTS<br>- 500 GAMES                                     |
| BRYZGALOV, ILYA<br>- 25 SHUTOUTS                                   | RECCHI, MARK:<br>- 1,000 POINTS<br>- 600 ASSISTS<br>- 400 GOALS<br>- 1,000 GAMES    |
| CLARKE, BOBBY:<br>- 600 ASSISTS<br>- 1,000 POINTS<br>- 1,000 GAMES | RICHARDSON, LUKE:<br>- 1,000 GAMES  |
| DESJARDINS, ERIC<br>- 1,000 GAMES                                  | ROENICK, JEREMY:<br>- 1,000 POINTS<br>- 600 ASSISTS<br>- 1,000 GAMES                |
| FORSBERG, PETER:<br>- 600 ASSISTS                                  | HACKETT, JEFF:<br>- 500 GAMES   |
| HATCHER, DERIAN:<br>- 1,000 GAMES                                  | SITTLER, DARRYL:<br>- 400 GOALS<br>- 1,000 GAMES<br>- 1,000 POINTS<br>- 600 ASSISTS |
| HEXTALL, RON:<br>- 500 GAMES                                       | TIMONEN, KIMMO<br>- 1,000 GAMES   |
| HITCHCOCK, KEN:<br>- 750 GAMES COACHED                             | WEINRICH, ERIC:<br>- 1,000 GAMES  |
| LAVIOLETTE, PETER<br>- 750 GAMES COACHED                           | ZHITNIK, ALEXEI:<br>- 1,000 GAMES   |



# FLYERS HONOR ROLL

## FLYERS NHL ALL-STARS

Selected at the end of the season by the representatives of the Professional Hockey Writers' Association in each of the NHL cities.

|                  |         |                      |
|------------------|---------|----------------------|
| ASHBEE, Barry    | 1973-74 | 2nd Team, Defense    |
| BARBER, Bill     | 1975-76 | 1st Team, Left Wing  |
|                  | 1978-79 | 2nd Team, Left Wing  |
|                  | 1980-81 | 2nd Team, Left Wing  |
| CECHMANEK, Roman | 2000-01 | 2nd Team, Goal       |
| CLARKE, Bobby    | 1972-73 | 2nd Team, Center     |
|                  | 1973-74 | 2nd Team, Center     |
|                  | 1974-75 | 1st Team, Center     |
|                  | 1975-76 | 1st Team, Center     |
| DESJARDINS, Eric | 1998-99 | 2nd Team, Defense    |
|                  | 1999-00 | 2nd Team, Defense    |
| FRÖESE, Bob      | 1985-86 | 2nd Team, Goal       |
| HEXTALL, Ron     | 1986-87 | 1st Team, Goal       |
| HOWE, Mark       | 1982-83 | 1st Team, Defense    |
|                  | 1985-86 | 1st Team, Defense    |
|                  | 1986-87 | 1st Team, Defense    |
| KERR, Tim        | 1986-87 | 2nd Team, Right Wing |
| LEACH, Reggie    | 1975-76 | 2nd Team, Right Wing |
| LeCLAIR, John    | 1994-95 | 1st Team, Left Wing  |
|                  | 1995-96 | 2nd Team, Left Wing  |
|                  | 1996-97 | 2nd Team, Left Wing  |
|                  | 1997-98 | 1st Team, Left Wing  |
| LINDBERGH, Pelle | 1998-99 | 2nd Team, Left Wing  |
|                  | 1984-85 | 1st Team, Goal       |
|                  | 1984-85 | 1st Team, Center     |
| LINDROS, Eric    | 1994-95 | 2nd Team, Center     |
|                  | 1995-96 | 2nd Team, Center     |
| PARENT, Bernie   | 1973-74 | 1st Team, Goal       |
|                  | 1974-75 | 1st Team, Goal       |
|                  | 1991-92 | 2nd Team, Right Wing |
| VORACEK, Jakob   | 2014-15 | 1st Team, Right Wing |

## FLYERS HALL OF FAME

|           |  |
|-----------|--|
| 1988 Mar. | Bobby Clarke, Bernie Parent                |
| 1989 Mar. | Keith Allen, Bill Barber, Ed Snider        |
| 1990 Mar. | Rick MacLeish, Fred Shero                  |
| 1991 Mar. | Barry Ashbee (posthumous), Gary Dornhoefer |
| 1992 Feb. | Gene Hart, Reggie Leach                    |
| 1993 Apr. | Joe Scott, Ed Van Impe                     |
| 1994 Mar. | Tim Kerr                                   |
| 1996 Feb. | Joe Watson                                 |
| 1999 Mar. | Brian Propp                                |
| 2001 Mar. | Mark Howe                                  |
| 2004 Mar. | Dave Poulin                                |
| 2008 Feb. | Ron Hextall                                |
| 2009 Nov. | Dave Schultz                               |
| 2014 Nov. | Eric Lindros, John LeClair                 |
| 2015 Feb. | Eric Desjardins                            |
| 2015 Nov. | Rod Brind'Amour                            |
| 2016 Feb. | Jim Watson                                 |

## 100-POINT CLUB

|         |               |     |
|---------|---------------|-----|
| 1972-73 | Bobby Clarke  | 104 |
| 1972-73 | Rick MacLeish | 100 |
| 1974-75 | Bobby Clarke  | 116 |
| 1975-76 | Bobby Clarke  | 119 |
| 1975-76 | Bill Barber   | 112 |
| 1992-93 | Mark Recchi   | 123 |
| 1993-94 | Mark Recchi   | 107 |
| 1995-96 | Eric Lindros  | 115 |

## 50-GOAL CLUB

|         |               |    |
|---------|---------------|----|
| 1972-73 | Rick MacLeish | 50 |
| 1975-76 | Reggie Leach  | 61 |
| 1975-76 | Bill Barber   | 50 |
| 1979-80 | Reggie Leach  | 50 |
| 1983-84 | Tim Kerr      | 54 |
| 1984-85 | Tim Kerr      | 54 |
| 1985-86 | Tim Kerr      | 58 |
| 1986-87 | Tim Kerr      | 58 |
| 1992-93 | Mark Recchi   | 53 |
| 1995-96 | John LeClair  | 51 |
| 1996-97 | John LeClair  | 50 |
| 1997-98 | John LeClair  | 51 |

## BOBBY CLARKE TROPHY

Awarded annually to the Flyers Most Valuable Player by a selected panel of sportswriters and sportscasters.

|         |                 |         |                 |
|---------|-----------------|---------|-----------------|
| 1984-85 | Pelle Lindbergh | 2000-01 | Roman Cechmanek |
| 1985-86 | Mark Howe       | 2001-02 | Jeremy Roenick  |
| 1986-87 | Ron Hextall     | 2002-03 | Roman Cechmanek |
| 1987-88 | Ron Hextall     | 2003-04 | Mark Recchi     |
| 1988-89 | Ron Hextall     | 2005-06 | Simon Gagne     |
| 1989-90 | Rick Tocchet    | 2006-07 | Simon Gagne     |
| 1990-91 | Pelle Klund     | 2007-08 | Mike Richards   |
| 1991-92 | Rod Brind'Amour | 2008-09 | Mike Richards   |
| 1992-93 | Mark Recchi     | 2009-10 | Chris Pronger   |
| 1993-94 | Eric Lindros    | 2010-11 | Claude Giroux   |
| 1994-95 | Eric Lindros    | 2011-12 | Claude Giroux   |
| 1995-96 | Eric Lindros    | 2012-13 | Jakub Voracek   |
| 1996-97 | John LeClair    | 2013-14 | Claude Giroux   |
| 1997-98 | John LeClair    | 2014-15 | Jakub Voracek   |
| 1998-99 | Eric Lindros    | 2015-16 | Claude Giroux   |
| 1999-00 | Mark Recchi     |         |                 |

## BARRY ASHBEE TROPHY

Awarded annually to the most outstanding Flyers defenseman as selected by a panel of sportswriters and sportscasters.

|         |                  |         |                    |
|---------|------------------|---------|--------------------|
| 1974-75 | Joe Watson       | 1995-96 | Eric Desjardins    |
| 1975-76 | Jimmy Watson     | 1996-97 | Eric Desjardins    |
| 1976-77 | Andre Dupont     | 1997-98 | Eric Desjardins    |
| 1977-78 | Jimmy Watson     | 1998-99 | Eric Desjardins    |
| 1978-79 | Bob Dailey       | 1999-00 | Eric Desjardins    |
| 1979-80 | Norm Barnes      | 2000-01 | Dan McGillis       |
| 1980-81 | Bob Dailey       | 2001-02 | Kim Johnsson       |
| 1981-82 | Frank Bathe      | 2002-03 | Eric Desjardins    |
| 1982-83 | Mark Howe        | 2003-04 | Kim Johnsson       |
| 1983-84 | Miroslav Dvorak  | 2005-06 | Joni Pitkanen      |
| 1984-85 | Brad McCrimmon   | 2006-07 | Derian Hatcher     |
| 1985-86 | Mark Howe        | 2007-08 | Kimmo Timonen      |
| 1986-87 | Mark Howe        | 2008-09 | Kimmo Timonen      |
| 1987-88 | Mark Howe        | 2009-10 | Chris Pronger      |
| 1988-89 | Kjell Samuelsson | 2010-11 | Andrej Meszaros    |
| 1989-90 | Gord Murphy      | 2011-12 | Kimmo Timonen      |
| 1990-91 | Kjell Samuelsson | 2012-13 | Kimmo Timonen      |
| 1991-92 | Steve Duchesne   | 2013-14 | Kimmo Timonen      |
| 1992-93 | Garry Galley     | 2014-15 | Mark Streit        |
| 1993-94 | Garry Galley     | 2015-16 | Shayne Gostisbeher |
| 1994-95 | Eric Desjardins  |         |                    |



# FLYERS HONOR ROLL

## YANICK DUPRE CLASS GUY MEMORIAL AWARD

The award honors the memory of Yanick Dupre, who died on August 16, 1997 at the age of 24 after a 16-month battle with leukemia. Dupre played parts of three seasons with the Flyers (1991-92, 1994-95 and 1995-96), recording two goals and 16 penalty minutes in 35 games. He was originally drafted by the Flyers in the third round (50th overall) of the 1991 NHL Entry Draft. This award is presented annually to the Flyer who best illustrates character, dignity and respect for the sport both on and off the ice.

|                             |                         |
|-----------------------------|-------------------------|
| 1976-77 Gary Dornhoefer     | 1996-97 Shjon Podein    |
| 1977-78 Joe Watson          | 1997-98 Trent Klatt     |
| 1978-79 Bernie Parent       | 1998-99 Eric Desjardins |
| 1979-80 Andre Dupont        | 1999-00 Keith Jones     |
| 1980-81 Bill Barber         | 2000-01 Keith Primeau   |
| 1981-82 Bobby Clarke        | 2001-02 Jeremy Roenick  |
| 1982-83 Mark Howe           | 2002-03 Robert Esche    |
| 1983-84 Dave Poulin         | 2003-04 Sami Kapanen    |
| 1984-85 Brad Marsh          | 2005-06 Peter Forsberg  |
| 1985-86 Murray Craven       | 2006-07 Mike Knuble     |
| 1986-87 Glenn "Chico" Resch | 2007-08 Martin Biron    |
| 1987-88 Rick Tocchet        | 2008-09 Danny Briere    |
| 1988-89 Ron Sutter          | 2009-10 Ian Laperriere  |
| 1989-90 Craig Berube        | 2010-11 Brian Boucher   |
| 1990-91 Gord Murphy         | 2011-12 Jaromir Jagr    |
| 1991-92 Kevin Dineen        | 2012-13 Scott Hartnell  |
| 1992-93 Mark Recchi         | 2013-14 Jake Voracek    |
| 1993-94 Garry Galley        | 2014-15 Mark Streit     |
| 1994-95 Mikael Renberg      | 2015-16 Wayne Simmonds  |
| 1995-96 Ron Hextall         |                         |

## PELLE LINDBERGH MEMORIAL TROPHY

Awarded annually to the Flyer who has most improved from the previous season, as voted by his teammates.

|   |  |
|---|--|
| 1993-94 Mikael Renberg                  | 2005-06 Joni Pitkanen                    |
| 1994-95 John LeClair                    | 2006-07 Ben Eager                        |
| 1995-96 Shjon Podein                    | 2007-08 Braydon Coburn<br>and Riley Cote |
| 1996-97 Trent Klatt                     |  |
| 1997-98 Colin Forbes                    | 2008-09 Darroll Powe                     |
| 1998-99 Daymond Langkow                 | 2009-10 Matt Carle                       |
| 1999-00 Luke Richardson                 | 2010-11 Andreas Nodl                     |
| 2000-01 Simon Gagne and<br>Dan McGillis | 2011-12 Scott Hartnell                   |
| 2001-02 Justin Williams                 | 2012-13 Jakub Voracek                    |
| 2002-03 Donald Brashear                 | 2013-14 Michael Raffl                    |
| 2003-04 Robert Esche                    | 2014-15 Chris VandeVelde                 |
|   | 2015-16 Brayden Schenn                   |

## TOYOTA CUP

Awarded annually to the Flyer who accumulated the most points associated with being selected as a "Star of the Game". Five points were awarded for being selected First Star, three points were awarded for a Second Star performance and one point was awarded for a Third Star selection. The Tri-State Toyota Dealers make a donation in the name of the winner to the player's favorite charity.

|                         |                       |
|-------------------------|-----------------------|
| 2000-01 Roman Cechmanek | 2009-10 Mike Richards |
| 2001-02 Simon Gagne     | 2010-11 Danny Briere  |
| 2002-03 Keith Primeau   | 2011-12 Claude Giroux |
| 2003-04 Mark Recchi     | 2012-13 Claude Giroux |
| 2005-06 Simon Gagne     | 2013-14 Claude Giroux |
| 2006-07 Simon Gagne     | 2014-15 Claude Giroux |
| 2007-08 Martin Biron    | 2015-16 Claude Giroux |
| 2008-09 Jeff Carter     |                       |

## GENE HART MEMORIAL AWARD

Awarded annually to the Flyer who plays with the most "heart" has as voted by Philadelphia Flyers Fan Club Board of Directors at their monthly meetings. The award honors the memory of longtime Flyers broadcaster Gene Hart. For 28 years, Flyers broadcaster Gene Hart called the organization's most thrilling moments, and in the process, helped spawn generations of devoted fans. Hart's contributions to the sport were recognized with his induction into the Flyers Hall of Fame in 1992 and the Hockey Hall of Fame in 1997.

|                             |
|-----------------------------|
| 2006-07 Sami Kapanen        |
| 2007-08 Mike Richards       |
| 2008-09 Scott Hartnell      |
| 2009-10 Ian Laperriere      |
| 2010-11 Claude Giroux       |
| 2011-12 Wayne Simmonds      |
| 2012-13 Zac Rinaldo         |
| 2013-14 Steve Mason         |
| 2014-15 Jakub Voracek       |
| 2015-16 Shayne Gostisbehere |

## BARRY ASHBEE AWARD

Was presented by the Philadelphia Flyers to the Hershey Bears player who best exemplifies the qualities of the late Flyers defenseman, Barry Ashbee: perseverance, sportsmanship and dedication to hockey. From 1996-97 to 2008-09, this award was presented by the Flyers to the Philadelphia Phantoms best defenseman.

|                      |                        |
|----------------------|------------------------|
| 1988 Al Hill         | 1999 Mark Eaton        |
| 1989 Don Nachbaur    | 2000 Jeff Tory         |
| 1990 Mike Stothers   | 2001 Brad Tiley        |
| 1991 Tim Tookey      | 2002 John Slaney       |
| 1992 Dave Fenyves    | 2003 Brad Tiley        |
| 1993 Chris Jensen    | 2004 John Slaney       |
| 1994 Mitch Lamoureux | 2005 Dennis Seidenberg |
| 1995 Mike McHugh     | 2006 John Slaney       |
| 1996 Clayton Norris  | 2007 John Slaney       |
| 1997 John Stevens    | 2008 Denis Gauthier    |
| 1998 Jamie Heward    | 2009 Danny Syvret      |



## ALL-TIME FLYERS HISTORIC MOMENTS

**JUNE 5, 1967:** The National Hockey League announced that the league awarded expansion franchises to California, Los Angeles, Minnesota, Philadelphia, Pittsburgh and St. Louis.

**JUNE 6, 1967:** The Flyers selected 20 players in the National Hockey League Expansion Draft.

**OCTOBER 11, 1967:** The Flyers meet the California Seals at Oakland in their first game ever, dropping a 5-1 decision.

**OCTOBER 18, 1967:** The Flyers win their first game ever, 2-1, at St. Louis.

**OCTOBER 19, 1967:** Flyers play their first game ever at the Spectrum, defeating the Pittsburgh Penguins, 1-0, on a goal by Bill Sutherland. Goaltender Doug Favell recorded the shutout.

**NOVEMBER 4, 1967:** Leon Rochefort records the Flyers' first ever hat trick, leading Philadelphia to a 4-1 win at Montreal.

**JANUARY 16, 1968:** Leon Rochefort becomes the first Flyer to participate in a mid-season NHL All-Star Game.

**MARCH 1, 1968:** Roof of the Spectrum blows off, forcing the Flyers to play the final month of the season "on the road."

**MARCH 30, 1968:** The Flyers win West Division Championship with a record of 31-32-11 in their first year of existence.

**APRIL 4, 1968:** Flyers play their first ever playoff game, dropping a 1-0 decision to the St. Louis Blues at the Spectrum.

**NOVEMBER 7, 1968:** Red Berenson scores six goals as the visiting St. Louis Blues defeat the Flyers, 8-0, at the Spectrum.

**JANUARY 30, 1969:** The Flyers suffer worst defeat ever, a 12-0 loss to the Chicago Blackhawks at the Spectrum.

**JUNE 12, 1969:** The Flyers draft Bobby Clarke from the Flin Flon Bombers in the 2nd round (17th overall) of the 1969 NHL Amateur Draft.

**OCTOBER 11, 1969:** Bobby Clarke plays in his first NHL game.

**APRIL 4, 1970:** Needing a win or a tie in any of their final six games of the season to make the playoffs, the Flyers lost their 6th consecutive game, 1-0, on a goal by Minnesota's Barry Gibbs on a dump-in play from his own blue line at 7:48 of the third period. Flyers goaltender Bernie Parent lost sight of the puck in the afternoon sun shining through one of the Spectrum's exits.

**JANUARY 31, 1971:** Flyers trade goaltender Bernie Parent to Toronto along with their 2nd choice in the 1971 NHL Draft for Bruce Gamble, Mike Walton and Toronto's 1st choice (Pierre Plante) in 1971 draft. In addition, the Flyers trade Mike Walton to the Boston Bruins in exchange for Rick MacLeish and Danny Schock.

**OCTOBER 28, 1971:** Flyers record their 100th regular season win, 3-2, over the Vancouver Canucks at the Spectrum.

**FEBRUARY 8, 1972:** Goaltender Bruce Gamble suffers what later was diagnosed as a heart attack in the first period of the Flyers game at Vancouver. He continued to play and recorded a 3-1 win.

**APRIL 1, 1972:** Flyers honor retiring goaltender Bruce Gamble at the Spectrum.

**APRIL 2, 1972:** At Buffalo, the Sabres' Gerry Meehan scores the game-winning goal with four seconds to play in the final game of the regular season to eliminate the Flyers from the playoffs. The Flyers needed a win or a tie to earn a playoff berth.

**JUNE 7, 1972:** Bobby Clarke receives the Bill Masterton Memorial Trophy for perseverance, dedication and sportsmanship, becoming the first Flyer to receive an individual NHL award.

**JANUARY 17, 1973:** Bobby Clarke is named the team's third captain, becoming the youngest captain in NHL history (at age 23).

**MARCH 29, 1973:** Bobby Clarke becomes the first Flyer, and 9th player in NHL history, to record 100 points in a season with a third-period goal in the Flyers' 4-2 win over the Atlanta Flames at the Spectrum.

**APRIL 1, 1973:** Rick MacLeish becomes the first Flyer, and 8th player in NHL history, to record 50 goals in one season in a 5-4 loss at Pittsburgh. The goal also was MacLeish's 100th point of the season.

**APRIL 10, 1973:** Gary Dornhoefer scores the game-winning goal at 8:35 of the first overtime period to give the Flyers a 3-2 win over the visiting Minnesota North Stars, and a 3-2 edge in their best of seven Quarterfinal series. Flyers go on to win series in six games – their first ever playoff series victory.



**MAY 15, 1973:** Flyers acquire Bernie Parent's NHL rights and Toronto Maple Leafs' 2nd round draft choice (Larry Goodenough) in 1973 in exchange for Doug Favell and Flyers' first round draft choice (Bob Neely) in 1973.

**JUNE, 1973:** Bobby Clarke receives the Hart Trophy as the NHL's Most Valuable Player, and the Lester B. Pearson Award.



## ALL-TIME FLYERS HISTORIC MOMENTS

**OCTOBER 11, 1973:** Kate Smith appears live at the Spectrum for the first time to perform "God Bless America." Flyers win 1973-74 season opener, 2-0, over Doug Favell and the Toronto Maple Leafs.

**MARCH 7, 1974:** Bill Clement attempts Flyers' first-ever penalty shot, which was stopped by Detroit's Jim Rutherford.

**MARCH 12, 1974:** Flyers record their 200th all-time regular season win, 2-1, at Long Island vs. the Islanders.

**MAY 9, 1974:** Bobby Clarke scores the game-winning goal in Game 2 of the 1974 Stanley Cup Finals at Bruins at 12:01 of the first overtime period. The 3-2 victory evened the Final series at 1-1, and was the Flyers' first victory in Boston since November 12, 1967 (0-16-2).

**MAY 19, 1974:** Flyers become first expansion team to win the Stanley Cup, defeating the Boston Bruins, 1-0, in Game 6 of the Finals on a goal by Rick MacLeish at the Spectrum. Kate Smith performs "God Bless America" in person at the Spectrum. Goaltender Bernie Parent wins the Conn Smythe Trophy as playoff MVP.



**MAY 24, 1974:** Flyers obtain Reggie Leach from the California Seals in exchange for Larry Wright, Al MacAdam and the Flyers' first round pick in 1974.

**JUNE, 1974:** Bernie Parent receives Vezina Trophy as NHL's top goaltender (shared with Tony Esposito), and Fred Shero receives Jack Adams Trophy as NHL Coach of the Year.

**JUNE 4, 1974:** Flyers defenseman Barry Ashbee, who was forced to leave Game Four after being struck in the eye by a puck in the Flyers' seven-game semi-final series win over the New York Rangers in April of 1974, at the Spectrum, retires.

**APRIL 3, 1975:** Flyers honor defenseman Barry Ashbee and retire his Jersey No. 4.

**MAY 13, 1975:** Flyers defeat the New York Islanders, 4-1, in Game 7 of the Semifinals to advance to the Stanley Cup Finals for the second straight season. Kate Smith performs "God Bless America" in person at the Spectrum.

**MAY 27, 1975:** Flyers defeat the Buffalo Sabres, 2-0, in Game 6 of the Stanley Cup Finals at Buffalo to win their second consecutive Stanley Cup Championship. Goaltender Bernie Parent again wins the Conn Smythe Trophy as the playoff MVP, becoming the first player in NHL history to win the award in consecutive seasons.

**JUNE 18, 1975:** Bobby Clarke receives his second Hart Trophy as NHL MVP, and Bernie Parent is awarded Vezina Trophy for allowing the fewest number of goals.

**JANUARY 11, 1976:** Flyers become the first NHL team to defeat the visiting Soviet Army team from the USSR, 4-1, at the Spectrum. Joe Watson scores a shorthanded goal in the contest.

**FEBRUARY 29, 1976:** Flyers record their 300th all-time regular season victory, defeating the California Seals, 6-1, at the Spectrum.

**APRIL 1, 1976:** Reggie Leach records his 60th goal of the season, becoming only the 2nd player in NHL history to reach that plateau (Phil Esposito was the other), in the Flyers' 11-2 victory over the Washington Capitals at the Spectrum.

**APRIL 3, 1976:** Bobby Clarke establishes a team record for points in a season, 119, with an assist on Bill Barber's 50th goal. Barber's goal gave the "LCB" line an NHL record total of 141 goals.

**MAY 6, 1976:** Reggie Leach scores 5 goals in the Flyers' 6-3 win over the Boston Bruins in Game 5 of the 1975-76 Semifinals at the Spectrum.

**MAY 16, 1976:** Visiting Montreal Canadiens defeat the Flyers in Game 4 of the Stanley Cup Finals, 5-3, to win the Stanley Cup at the Spectrum. Reggie Leach wins Conn Smythe Trophy as playoff MVP.

**MAY, 1976:** Reggie Leach scores 19 playoff goals in 16 games giving him 80 goals (61 in regular season) on the season – becoming the first player in NHL history ever to reach that plateau.

**JUNE 7, 1976:** Bobby Clarke receives Hart Trophy as NHL MVP for the third time in four seasons, becoming only the fifth three-time winner in NHL history.

**FEBRUARY 1, 1977:** Flyers' wives sponsor first Fight For Lives Carnival. Since that time, there have been 30 Carnivals, raising a total of over \$20 million for cancer and blood disease research and treatment.

**FEBRUARY 14, 1977:** Al Hill sets NHL record for points by a player in his first NHL game (5) with two goals and three assists in the Flyers' 6-4 victory over the St. Louis Blues at the Spectrum.

**MAY 12, 1977:** Former Flyers defenseman Barry Ashbee passes away after bout with leukemia.

**DECEMBER 11, 1977:** Flyers defenseman Tom Bladen sets NHL record for points by a defenseman (8) in one game with four goals and four assists in the Flyers' 11-1 victory over the Cleveland Barons at the Spectrum.

**MARCH 23, 1978:** Flyers record 400th all-time regular season victory, defeating the Toronto Maple Leafs, 4-1, at the Spectrum.

**APRIL 9, 1978:** Flyers honor retiring forward Gary Dornhoefer at the Spectrum.



# ALL-TIME FLYERS HISTORIC MOMENTS

**OCTOBER 11, 1979:** Flyers honor retiring goaltender Bernie Parent, who was forced to retire after being inadvertently struck in the eye with a stick on February 17, 1979 vs. the NY Rangers at the Spectrum. In 486 career games with the Flyers, Parent was 232-141-103 with a 2.42 GAA and 50 shutouts. Jersey No. 1 retired.

**OCTOBER 14, 1979:** Flyers defeat Toronto Maple Leafs, 4-3, at the Spectrum in the first game of a historic 35-game undefeated streak.

**DECEMBER 22, 1979:** Flyers defeat Bruins, 5-2, at Boston to set a new NHL record of 29 consecutive games without a loss.

**JANUARY 6, 1980:** Flyers defeat Sabres, 4-2, at Buffalo for 35th consecutive game without a loss – the longest such streak in professional sports history (The streak ends on January 7 as the Flyers lost at Minnesota, 7-1).

**MARCH 3, 1980:** Flyers honor retired defenseman Joe Watson at the Spectrum.

**MARCH 10, 1980:** Bobby Clarke and Ed Snider receive Lester Patrick Award for outstanding service to hockey in the United States.

**APRIL 3, 1980:** Reggie Leach's three goals in a 4-2 victory over Washington give him 50 for the season, making him the first Flyer to reach that plateau in two different years.

**MAY 24, 1980:** New York Islanders defeat Flyers, 5-4 in overtime, to capture Stanley Cup championship at Long Island.

**JUNE, 1980:** Pat Quinn receives Jack Adams Award as NHL Coach of the Year.

**NOVEMBER 2, 1980:** Flyers record 500th all-time regular season victory, defeating the Boston Bruins, 4-2, at the Spectrum. At the time, no other expansion team had won as many as 400 games.

**MARCH 19, 1981:** Bobby Clarke records his 1,000th NHL point, becoming the 15th player in NHL history to reach that plateau, with a third-period goal in the Flyers' 5-3 win over the Bruins at the Spectrum.

**JANUARY 14, 1982:** Flyers play host to 10,000,000th all-time fan in defeating the Edmonton Oilers, 8-2, at the Spectrum.

**AUGUST 19, 1982:** Flyers obtain Mark Howe and a third round pick in 1983 (Derrick Smith) from Hartford in exchange for Ken Linseman, Greg Adams and the Flyers' first and third round picks in 1982.

**OCTOBER 23, 1982:** Bobby Clarke plays in his 1,000th NHL game, a 4-2 loss to the Penguins at Pittsburgh.

**JANUARY 20, 1983:** Flyers record their 600th all-time regular season victory, 5-2, over the Calgary Flames at the Spectrum.

**APRIL 14, 1983:** Jay Snider is named team president and becomes the youngest person to hold such a position in the history of professional sports (at age 26).

**JUNE 7, 1983:** Bobby Clarke receives Frank J. Selke Trophy as NHL's top defensive forward.

**OCTOBER 9, 1983:** Bill Barber records his 400th NHL goal, becoming the 19th player in NHL history to reach that plateau, in the Flyers' 7-1 victory over the Pittsburgh Penguins at the Spectrum.



**MARCH 22, 1984:** Flyers set club record with 13 goals in one game in 13-4 victory over the Pittsburgh Penguins at the Spectrum.

**APRIL 7, 1984:** Bobby Clarke plays in his last NHL game (playoff contest) vs. the Washington Capitals.

**MAY 15, 1984:** Bobby Clarke announces his retirement from hockey, and is named Vice President and General Manager of the Flyers.

**MAY 24, 1984:** Mike Keenan named head coach of the Flyers.

**SEPTEMBER 25, 1984:** Bernie Parent inducted into Hockey Hall of Fame, becoming first member of Flyers organization to be so honored.

**OCTOBER 18, 1984:** Flyers tie club record with 13 goals in one game in 13-2 victory over the Vancouver Canucks at the Spectrum.

**NOVEMBER 15, 1984:** Flyers honor retiring center Bobby Clarke at the Spectrum. Clarke finished his 15-year NHL career as the Flyers' all-time leading scorer with 358 goals and 852 assists for 1210 points in 1144 games. Jersey No. 16 retired. Kate Smith's recording of "God Bless America" is played prior to the game as the Flyers defeat the Hartford Whalers, improving their record to 55-9-2 in games which her version of "God Bless America" has been played.

**FEBRUARY 24, 1985:** Flyers record 700th all-time regular season win, a 4-1 victory over the Calgary Flames at the Spectrum.

**MARCH 5, 1985:** Dave Poulin's overtime goal gives the Flyers a 5-4 win over the NY Islanders and starts an 11-game winning streak as part of the Flyers' 16-1-0 stretch run.

**MARCH 16, 1985:** Ron Sutter records the 5,000th all-time goal in Flyers history in the first period of the Flyers' 6-1 victory over the Maple Leafs at Toronto.

**APRIL 4, 1985:** Goaltender Pelle Lindbergh is named the first recipient of the Bobby Clarke Trophy as the Flyers' MVP.





## ALL-TIME FLYERS HISTORIC MOMENTS

**APRIL 13, 1985:** Tim Kerr sets NHL playoff marks of most goals in one period (4) and fastest four goals by one player (8:16) in second period of Flyers' 6-5 Division Semifinal victory over the Rangers in New York.

**MAY 16, 1985:** Dave Poulin scores while Flyers are two men short to boost Philadelphia to a 3-0 victory over Quebec, clinching Wales Conference Championship series in six games. It is the Flyers' fifth conference title in the eleven years the NHL has been structured by conferences.

**MAY 30, 1985:** Edmonton Oilers defeat Flyers, 8-3, in Game 5 of the Final series to capture their second consecutive Stanley Cup Championship.

**JUNE 12, 1985:** Pelle Lindbergh wins Vezina Trophy as top goaltender in NHL and Mike Keenan garners Jack Adams Award as NHL Coach of the Year.

**AUGUST 22, 1985:** Bill Barber announces his retirement after 12 NHL seasons, all as a Flyer.

**NOVEMBER 14, 1985:** Flyers honor the memory of Pelle Lindbergh who was fatally injured in an automobile accident on November 10, 1985.

**NOVEMBER 17, 1985:** Flyers win club record 13th consecutive game, 5-4, over the Islanders at the Spectrum on an overtime goal by Murray Craven. The 13 consecutive wins match the fourth-longest streak in NHL history.

**MARCH 6, 1986:** Flyers honor retiring left wing Bill Barber at the Spectrum. Barber retires as the Flyers' all-time leading goal scorer, and second-leading point scorer with 420 goals and 463 assists for 883 points in 903 games.

**APRIL 6, 1986:** Tim Kerr sets a new NHL record with his 34th power play goal of the season, as the Flyers beat the Capitals, 5-3.

**APRIL 6, 1986:** Flyers defeat Washington Capitals, 5-3, to win division title for third time in four seasons and ninth time in the club's 19-year history. The win also enables the Flyers to tie the club record of 53 wins in a season, set in 1984-85.

**MAY 21, 1986:** Bob Froese and Darren Jensen share Jennings Trophy as the goaltenders for the team with the lowest goals-against average during the regular season, and Mark Howe receives the Emery Edge Award as the player with the top plus/minus rating in the NHL.

**OCTOBER 9, 1986:** Rookie goaltender Ron Hextall makes his NHL debut vs. the Edmonton Oilers, winning 2-1.

**JANUARY 15, 1987:** The Flyers defeat the Montreal Canadiens, 6-3, at the Spectrum to record the 800th victory in franchise history.

**JANUARY 21, 1987:** Mark Howe records his 1000th point as a professional hockey player.

**MARCH 16, 1987:** The Flyers clinch their third consecutive Patrick Division Championship. It is the Flyers' eighth division title in the 13 years since the four division alignment was established.

**MARCH 17, 1987:** Tim Kerr records a Flyers-record fourth consecutive 50-goal season.

**MAY 14, 1987:** The Flyers defeat the Montreal Canadiens, 4-3, at the Forum to capture their second Prince of Wales Conference Championship in three years.

**MAY 28, 1987:** J.J. Daigneault scores at 14:28 of the third period to give the Flyers a 3-2 victory over the Edmonton Oilers in Game 6 of the Stanley Cup Finals. All three of the Flyers victories in the round have come after the Oilers have taken a 2-0 lead in each game. Brian Propp's crucial third-period power play goal gives him 28 points for the playoff year, a new Flyers record.



**MAY 31, 1987:** The Edmonton Oilers defeat the Flyers, 3-1, in Game 7 of the Finals to win the Stanley Cup. It is the first Final-series seventh game since 1971. Ron Hextall is awarded the Conn Smythe Trophy as playoff MVP. Hextall also establishes a new NHL record for minutes played in a playoff year with 1540. Pelle Eklund's first period assist gave him 20 on the playoff year, a new Flyers record.

**JUNE 10, 1987:** Ron Hextall wins the Vezina Trophy as the league's best goaltender and is named an NHL First Team All-Star and to the NHL All-Rookie Team. Dave Poulin is awarded the Frank J. Selke Trophy as the league's best defensive forward, and Mark Howe is named an NHL First-Team All-Star.

**JUNE 15, 1987:** Bobby Clarke is inducted into the Hockey Hall of Fame.

**OCTOBER 8, 1987:** The Kate Smith statue is dedicated outside the Spectrum.

**DECEMBER 8, 1987:** Ron Hextall becomes the first NHL goalie to score a goal by shooting the puck into the opposing net as the Flyers defeat Boston, 5-2, at the Spectrum.

**FEBRUARY 8, 1988:** Keith Allen is awarded the Lester Patrick Trophy.

**MARCH 22, 1988:** Bob Clarke and Bernie Parent are made charter inductees of the Flyers' Hall of Fame.

**APRIL 10, 1988:** Murray Craven's OT goal caps a dramatic 5-4 Flyers victory over the Capitals in Game 4 of the Patrick Division Semifinals. The Flyers overcame a 4-1 deficit with under ten minutes to play in the third period.

**JUNE 1, 1988:** Paul Holmgren becomes the first former Flyer to be named the team's head coach.

**SEPTEMBER 7, 1988:** Ed Snider is inducted into the Hockey Hall of Fame.



# ALL-TIME FLYERS HISTORIC MOMENTS

**NOVEMBER 24, 1989:** The Flyers defeat the Edmonton Oilers, 5-1, at the Spectrum to record the 900th win in franchise history.

**MARCH 16, 1989:** Bill Barber, Keith Allen and Ed Snider are inducted into the Flyers' Hall of Fame.

**APRIL 2, 1989:** Rick Tocchet records his 45th goal of the season, becoming one of only eight Flyers to join the 40-goal club.

**APRIL 11, 1989:** Ron Hextall scores his second career goal and becomes the first goalie to record a playoff goal, as the Flyers defeat Washington, 8-5, at the Capital Centre.

**APRIL 29, 1989:** Ken Wregget, starting in place of the injured Ron Hextall, leads the Flyers to a 4-1 victory over the Pittsburgh Penguins in Game 7 of the Patrick Division Finals. It is the Flyers' tenth trip to the Semifinals in 17 years.

**JUNE 16, 1989:** Tim Kerr is awarded the Bill Masterton Memorial Trophy.

**MARCH 22, 1990:** Fred Shero and Rick MacLeish are inducted into the Flyers' Hall of Fame.

**APRIL 16, 1990:** Bob Clarke is fired as the Flyers' General Manager, ending his 21-year association with the franchise.

**JUNE 16, 1990:** The Flyers make Mike Ricci their first selection (4th overall) in the NHL Entry Draft. It is the Flyers' highest selection since Ron Sutter was taken with the same pick in 1982.

**SEPTEMBER 24, 1990:** Bill Barber is inducted into the Hockey Hall of Fame.


**OCTOBER 11, 1990:** Bill Barber's jersey number 7 is retired by the Flyers.

**MARCH 21, 1991:** Gary Dornhoefer and, posthumously, Barry Ashbee are inducted into the Flyers' Hall of Fame.

**OCTOBER 4, 1991:** The Flyers open their 25th anniversary season against the Capitals in Washington.

**JANUARY 17-18, 1992:** The Flyers and the City of Philadelphia host the NHL All-Star Weekend. Friday night featured the NHL Heroes of Hockey Game and the NHL All-Star Skills Competition. On Saturday, the Campbell Conference defeated the Wales Conference by the score of 10-6 in the 43rd NHL All-Star Game. Center Rod Brind'Amour was the Flyers' lone representative on the Wales Conference squad.

**FEBRUARY 13, 1992:** Gene Hart and Reggie Leach are inducted into the Flyers' Hall of Fame.



**APRIL 1, 1992:** The NHL Players Association goes on strike for the first time in league's 75-year history.

**APRIL 10, 1992:** The NHL players and owners reach a settlement, ending the 10-day players strike.

**JUNE 10, 1992:** Bob Clarke rejoins the Flyers as Senior Vice President.

**JUNE 30, 1992:** The Flyers are awarded the rights to 19 year-old Eric Lindros by arbitrator Larry Bertuzzi. In one of the most publicized trades in hockey history, the Flyers sent goaltender Ron Hextall, defensemen Steve Duchesne and Kerry Huffman, centers Mike Ricci and Peter Forsberg, left wing Chris Simon, No. 1 draft picks in 1993 and 1994 and \$15 million to the Quebec Nordiques in return for Eric Lindros.

**JULY 15, 1992:** The Flyers complete the biggest transaction in team history by signing center Eric Lindros to an unprecedented six-year contract.

**SEPTEMBER 21, 1992:** Keith Allen becomes the fifth member of the Flyers organization inducted into the Hockey Hall of Fame, joining Bernie Parent, Bobby Clarke, Ed Snider and Bill Barber.

**JANUARY 9, 1993:** The Flyers record the 1,000th win in team history vs. the NY Rangers.

**MARCH 7, 1993:** Right wing Mark Recchi records his 100th point of the season at the New Jersey Devils, becoming the fourth player in Flyers history to record 100 or more points in a season.

**MARCH 13, 1993:** The Flyers vs. Los Angeles Kings game held at the Spectrum is postponed, following the first period, due to severe weather and blizzard conditions which caused a pane of glass on the Spectrum concourse to break. The game was replayed, in its entirety, on April 1, 1993.

**MARCH 14, 1993:** The Flyers at Whalers game in Hartford is postponed due to severe weather. The game was played, in its entirety, on April 16, 1993 at the Hartford Civic Center.

**MARCH 24, 1993:** Center Eric Lindros scores his 35th goal of the season at the New York Rangers, passing Brian Propp (34), to break the team record for most goals in a season by a rookie. Lindros finished the season with 41 goals.

**APRIL 1, 1993:** Right wing Mark Recchi scores his 50th goal of the season vs. the Los Angeles Kings, becoming the fifth player in Flyers history to score 50 or more goals in a season.

**APRIL 8, 1993:** Joe Scott and Ed Van Impe are inducted into the Flyers' Hall of Fame.

**APRIL 12, 1993:** Mark Recchi collects an assist vs. the New York Rangers, breaking Bobby Clarke's team record for most points (119 in 1975-76). Recchi finished the season with 123 points.

**OCTOBER 21, 1993:** The scheduled Flyers vs. NY Islanders game is moved to October 22 to avoid a conflict with Game Five of the 1993 World Series.



# ALL-TIME FLYERS HISTORIC MOMENTS

**MARCH 1, 1994:** Jay Snider resigns as president of the Flyers.

**MARCH 8, 1994:** Tim Kerr is inducted into the Flyers' Hall of Fame.

**MARCH 31, 1994:** Mikael Renberg scores a goal vs. Calgary, breaking Dave Poulin's team record for points in a season by a rookie (76 in 1983-84). Renberg finishes the season with 82 points.

**APRIL 12, 1994:** Mikael Renberg is named the first recipient of the Pelle Lindbergh Memorial Trophy as the Flyers' most improved player, as voted by his teammates.

**JUNE 15, 1994:** Bob Clarke is named team president and general manager.

**SEPTEMBER 6, 1994:** Eric Lindros is named the eleventh team captain in club history. At 21 years old, Lindros becomes the youngest captain in Flyers history.

**SEPTEMBER 30, 1994:** NHL Commissioner Gary Bettman announced the postponement of the start of the 1994-95 regular season due to a failure to come to terms on a new Collective Bargaining Agreement between the League and the NHL Players' Association.

**JANUARY 13, 1995:** NHL Commissioner Gary Bettman and NHL Players' Association Executive Director Bob Goodenow announced that they have reached an agreement on a new Collective Bargaining Agreement and that a 48-game season would begin on January 20.

**MAY 7, 1995:** Flyers defeat Buffalo, 4-3, in overtime in Game One of Eastern Conference Quarterfinals. The win was the Flyers' first playoff victory since a 2-1 overtime victory at Montreal in Game Five of Wales Conference Finals on May 9, 1989.

**JULY 6, 1995:** Eric Lindros is named the winner of the 1994-95 Hart Memorial Trophy as the NHL's MVP. Lindros becomes the second Flyer to capture the award (Bob Clarke in 1972-73, 1974-75 and 1975-76). Lindros and John LeClair were named to the NHL First All-Star Team.



**DECEMBER 18, 1995:** The Flyers acquire an expansion franchise in the American Hockey League to commence operations with the start of the 1996-97 season. The Philadelphia Phantoms replaced the Hershey Bears as the Flyers' top minor league affiliate.

**FEBRUARY 22, 1996:** Joe Watson is inducted into the Flyers' Hall of Fame.

**MARCH 19, 1996:** Ed Snider, Pat Croce and Comcast Corporation announce the formation of the Comcast Spectacor Venture that will create a super-regional sports partnership for the Delaware Valley. The venture will own and operate the Philadelphia 76ers basketball team, the Philadelphia Flyers hockey team, the CoreStates Spectrum and the new CoreStates Center. The transaction was finalized on July 17, 1996.

**MARCH 25, 1996:** Ron Hextall stops all 21 Hartford shots to record his second consecutive shutout. He was the first Flyers goaltender to record shutouts in consecutive regular season games since Bernie Parent on October 11 and 13, 1973. Eric Lindros registers a goal and two assists in the game to break the 100-point plateau for the first time in his career. Lindros is the fifth Flyer to eclipse the 100-point barrier.

**APRIL 10, 1996:** John LeClair records his 50th goal of the season at New Jersey, becoming the sixth player in the Flyers history to score 50 or more goals in a season.

**APRIL 11, 1996:** The Flyers defeat the Montreal Canadiens, 3-2, in the team's final regular season home game at the Spectrum. John LeClair's second-period goal was the game-winning goal and the final Flyers goal scored in a regular season game at the Spectrum.

**APRIL 16, 1996:** Ron Hextall records his 36th playoff win as a Flyer, setting a new team record for career playoff wins (passing Bernie Parent - 35) in Game One of the Eastern Conference Quarterfinals vs. Tampa Bay.

**MAY 12, 1996:** Mike Hough's goal at 8:05 of the second overtime period gives the Florida Panthers a 2-1 win over the Flyers in Game Five and a three-games-to-two lead in their Eastern Conference Semifinal series. The Panthers won the series in six games. Game Five was the Flyers' final game at the Spectrum.

**AUGUST 31, 1996:** The CoreStates Center opens with a contest between USA and Canada in the inaugural World Cup of Hockey Tournament. USA won the game, 5-3, in front of a sold-out crowd.

**OCTOBER 5, 1996:** The Flyers play their first regular season game at the CoreStates Center. The Florida Panthers won the game, 3-1, but right wing Dainius Zubrus became the youngest player in Flyers history at 18 years, three months and 20 days old on opening night. Zubrus also recorded his first NHL goal in the game.

**OCTOBER 7, 1996:** The Flyers record the 700th home win in franchise history with 3-1 win vs. New Jersey.

**DECEMBER 22, 1996:** Chicago's Sergei Krivokrasov scores at 2:38 of the first period to end the Flyers' team record shutout streak at 265 minutes and eight seconds and their streak of four consecutive shutouts.

**JANUARY 29, 1997:** Rod Brind'Amour plays in his 288th consecutive game for the Flyers, breaking the team record for most consecutive games played.

**FEBRUARY 2, 1997:** The 21st Annual Flyers' Wives Fight for Lives Carnival raises \$1,024,455. It was the first time that the Carnival topped the \$1 million mark in proceeds.



# ALL-TIME FLYERS HISTORIC MOMENTS

**APRIL 13, 1997:** John LeClair records his 50th goal of the season to become only the second player in Flyers history to reach the 50-goal mark in consecutive seasons.



**APRIL 26, 1997:** The Flyers defeat the Pittsburgh Penguins, 6-3, in Game Five of the Eastern Conference Quarterfinals and win the series, four games to one. Mario Lemieux scored a goal in his last NHL game before returning to play in the 2000-01 season. Rod Brind'Amour recorded two shorthanded goals in the first period, tying the NHL record for most shorthanded goals in a period and a game. At 54 seconds apart, Brind'Amour's two shorthanded goals were the second fastest scored by one player in NHL Playoff history.

**MAY 23, 1997:** Eric Lindros scores the game-winning goal with 6.8 seconds remaining in regulation as the Flyers defeated the NY Rangers, 3-2, in Game Four of the Eastern Conference Finals. It was the latest game-winning goal in Flyers Playoff history.

**MAY 31, 1997:** The Flyers fall to the Detroit Red Wings in Game One of the Stanley Cup Finals, 4-2, in front of 20,291 fans at the CoreStates Center. At the time, it is the largest single-game home attendance in team history.

**NOVEMBER 17, 1997:** Gene Hart is enshrined into the Hockey Hall of Fame after his selection as the recipient of the Foster Hewitt Memorial Award. He became the sixth member of the Flyers organization to be so honored.

**FEBRUARY 8-24, 1998:** The NHL suspends operations for 17 days to allow NHL player participation in the 1998 Winter Olympic Games in Nagano, Japan. Ten members of the Flyers organization take part (Canada: Bob Clarke - GM, Wayne Cashman - Assistant Coach, Rod Brind'Amour, Eric Desjardins, Eric Lindros; USA: Paul Holmgren - Assistant Coach, John LeClair, Joel Otto; Czech Republic: Petr Svoboda; Finland: Janne Niinimaa).

**FEBRUARY 28, 1998:** Eric Lindros scores the game-winning goal at NY Rangers, his 500th point in the NHL. He became the fifth fastest to reach 500 points in NHL history (in 352 games; Wayne Gretzky - 234 games; Mario Lemieux - 287 games; Peter Stastny - 322 games and Mike Bossy - 349 games).

**APRIL 13, 1998:** John LeClair records his 50th goal of the season at Buffalo. He became the first American-born player to reach the 50-goal mark three times and the second Flyer to record three consecutive 50-goal seasons (Tim Kerr 1983-84 through 1986-87).

**JUNE 10, 1998:** The Philadelphia Phantoms, the Flyers' American Hockey League affiliate, defeat the Saint John Flames, 6-1, to capture the Calder Cup championship, four games to two. The Phantoms became the fourth Flyers affiliate to capture the Calder Cup; joining the 1988 Hershey Bears and back-to-back titles by the Maine Mariners in 1978 and 1979.

**JULY 15, 1998:** Comcast Spectacor announces the change of its arena names to the First Union Center and the First Union Spectrum.

**NOVEMBER 20, 1998:** Goaltender Ron Hextall allows one goal on 19 shots to record a 3-1 win at Carolina to register his 233rd win as a Flyer. With the win, Hextall moves past Bernie Parent into first place on the Flyers' All-Time List in wins.

**JANUARY 16, 1999:** Toronto Maple Leaf Steve Sullivan's goal at 6:31 of the first period ends John Vanbiesbroeck's team record shutout streak at 218 minutes and 42 seconds from January 3 through 16.

**FEBRUARY 20, 1999:** Center Eric Lindros was scoreless at Ottawa, ending his 18-game point-scoring streak from January 7 through February 18 (14G,21A). Lindros tied Bobby Clarke for the longest such streak in team history.

**MARCH 4, 1999:** Brian Propp was inducted into the Flyers' Hall of Fame.

**MARCH 13, 1999:** Goaltender Ron Hextall plays his 487th game as a Flyer in a game at Pittsburgh, moving him past Bernie Parent into first place on the Flyers' All-Time Games Played List.

**MARCH 21, 1999:** The Flyers defeated the Detroit Red Wings, 5-4, at the First Union Center, ending a team record 12-game winless streak from February 24 through March 16 (0-8-4). The Flyers also posted a 15-game undefeated streak from December 12, 1998 through January 13, 1999 (10-0-5). The Flyers became the only team in NHL history to record both a streak of 10-or-more games undefeated and a streak of 10-or-more games winless in the same season.

**APRIL 18, 1999:** Eric Desjardins is awarded his fifth consecutive Barry Ashbee Trophy as the most outstanding Flyers defenseman and the first Yanick Dupre Memorial Class Guy Award winner as the Flyer who best illustrates character, dignity and respect for the sport both on and off the ice, as selected by the Philadelphia Chapter of the Professional Hockey Writers' Association. Desjardins' fifth Barry Ashbee Trophy is the most by any defenseman in team history. The Yanick Dupre Memorial Class Guy Award honors the memory of Yanick Dupre who died on August 16, 1997, after a 16-month battle against leukemia. Dupre played parts of three seasons with the Flyers (1991-92, 1994-95 and 1995-96).

**JULY 14, 1999:** Gene Hart, "Voice of the Flyers", dies at the age of 68. The Flyers hold a memorial service at the First Union Center on Sunday, July 18, to honor Hart for his contributions to the organization and the City of Philadelphia over his 32-year career.



## ALL-TIME FLYERS HISTORIC MOMENTS

**JULY 23, 1999:** Flyers defenseman Dmitri Tertysny is fatally injured in a boating accident at the age of 22. Tertysny recorded 10 points (2G, 8A) in 62 games during his rookie season of 1998-99. The Flyers and Phantoms played a benefit game in his memory on September 21 of that year, with all net proceeds placed in a scholarship fund for the unborn son of Dmitri and his widow, Polina. The Flyers win the game, 6-1.

**OCTOBER 2, 1999:** Mark Eaton appeared in his first NHL game, becoming the first Philadelphia-area native to play for the Flyers. Rod Brind'Amour missed the game because of a fracture in his left foot, ending his franchise record of 484 consecutive games played.

**OCTOBER 24, 1999:** John Vanbiesbrouck records his third consecutive shutout, a career first, and becomes only the fourth goaltender during the 1990s to post three consecutive shutouts. In all, he will not allow a goal in 227 minutes, 40 seconds (parts of five games, 10/17/99-10/26/99) to set a team record for one goalie and a personal best.

**DECEMBER 6, 1999:** Ed Snider receives the Anti-Defamation League's prestigious Americanism Award.

**JANUARY 2, 2000:** Eric Desjardins registers three assists, which gives him 231 points as a Flyer and places him second among defensemen on the team's career list (Mark Howe, 480).

**JANUARY 8, 2000:** Rod Brind'Amour records his 600th point as a Flyer, becoming only the seventh player in team history to reach that plateau.

**MARCH 21, 2000:** Rick Tocchet is assessed five penalty minutes for fighting, giving him 1,700 PIM as a Flyer, the first player in franchise history to reach that mark.

**MARCH 27, 2000:** Eric Desjardins is named the 12th captain in Flyers history.

**APRIL 6, 2000:** Eric Desjardins is awarded his sixth consecutive Barry Ashbee Trophy as the team's most outstanding defenseman. No other Flyers defenseman has won the award more than four times.

**APRIL 8, 2000:** John LeClair scores his 40th goal, becoming the first player in Flyers history to score 40 or more goals in five consecutive seasons.

**APRIL 9, 2000:** The Flyers defeat the New York Rangers, 4-1, and capture their 13th division championship.

**MAY 2, 2000:** Andy Delmore scores his first two career playoff goals, including the game winner in overtime, to give the Flyers a 4-3 win at Pittsburgh in Game Three of the Eastern Conference Semifinals. He is the first Flyers rookie defenseman to score two goals in a playoff game.

**MAY 4, 2000:** Keith Primeau scores at 12:01 of the fifth overtime period to give the Flyers a 2-1 win at Pittsburgh in Game Four of the Eastern Conference Semifinals. It is the longest game in modern NHL history (152:01). Only a pair of six-overtime playoff contests in the 1930s were longer. In addition, the game's elapsed time of six hours, 56 minutes sets an NHL record. The Flyers' 72 shots and the game's combined 130 shots both set team records for an overtime game.

**MAY 7, 2000:** Andy Delmore becomes the first NHL rookie defenseman to record a hat trick in a postseason game as the Flyers defeat Pittsburgh, 6-3, in Game Five of the Eastern Conference Semifinals. Mark Recchi records a goal and four assists, tying Flyers records for assists and points in a playoff game.

**DECEMBER 10, 2000:** The Flyers named Bill Barber the 14th head coach in team history, replacing Craig Ramsay. The Flyers defeat the New York Islanders, 5-2, at the First Union Center for Barber's first win as head coach.

**DECEMBER 28, 2000:** The Flyers lose 4-3 at Tampa Bay. The loss ends the Flyers' eight-game undefeated streak (5-0-3-0) under Head Coach Bill Barber. It is the second best start of an NHL head coaching career and the longest undefeated streak following an in-season coaching change in NHL history.

**MARCH 13, 2001:** Mark Recchi posted a goal and two assists in 5-2 win vs. St. Louis. His goal vs. St. Louis was his 1,000 career NHL point (60th player in NHL history to reach this milestone).

**MARCH 15, 2001:** Mark Howe, the leading scorer among defensemen in Flyers history, became the 17th member of the organization to be inducted into the Flyers Hall of Fame in an on-ice ceremony at the First Union Center prior to the Flyers' game vs. the Minnesota Wild.



**MARCH 31, 2001:** Goaltender Roman Cechmanek stopped all 21 shots faced to record a 1-0 win vs. the Detroit Red Wings. It was his 10th shutout of the season; the second most by a rookie or first-year goalie since Tony Esposito posted 15 shutouts during the 1969-70 season. His 10 shutouts are the most by a Flyers goaltender since Bernie Parent registered 12 during the 1974-75 season.

**APRIL 8, 2001:** Flyers win 2-1 at Buffalo. With the win, the Flyers recorded 100 points for the 14th time in 34 seasons. This game marked the end of the Flyers' regular use of orange jerseys on the road. Starting with the 2001-02 season, the Flyers began wearing their black jersey for road contests.

**JUNE 14, 2001:** The Flyers signed left wing John LeClair to a new five-year contract.

**JUNE 14, 2001:** Head Coach Bill Barber wins the Jack Adams Award as "the NHL coach adjudged to have contributed the most to his team's success." Barber is the first winner to receive this award after taking his position in-season and the eighth head coach to win in his first NHL season.



## ALL-TIME FLYERS HISTORIC MOMENTS

**AUGUST 20, 2001:** The Flyers trade the rights to restricted free agent center Eric Lindros to the New York Rangers in exchange for right wing Pavel Brendl, left wing Jan Hlavac, defenseman Kim Johnsson and a third round pick in the 2003 NHL Entry Draft.

**SEPTEMBER 20, 2001:** The Flyers and New York Rangers skate to a 2-2 tie in a preseason game that was suspended after two periods so everyone in attendance at the First Union Center could watch President George W. Bush's address to Congress which was televised live in the arena. Through the generosity of the fans, players and ownership, the Flyers raised \$120,000 for the Twin Towers Fund. The \$120,000 donation represented the monies collected after the Flyers matched \$2 for every \$1 donated by the fans attending the game and the monies raised through the auction of game-used jerseys and sticks from the game.

**OCTOBER 23, 2001:** Keith Primeau is named the 13th captain in Flyers history.

**OCTOBER 31, 2001:** The Flyers "unretire" their orange road jersey for their game against the Pittsburgh Penguins at the First Union Center and raised \$67,947 through the on-line jersey auction. Proceeds from the auction increased the Flyers' contribution to the Twin Towers Fund to over \$187,000. The Flyers defeated the Penguins, 3-0. With the shutout, Brian Boucher became the first goaltender in Flyers history to record a shutout on consecutive days. He had recorded a 3-0 win at Washington on October 30.

**DECEMBER 8, 2001:** Jenny Barber, wife of Head Coach Bill Barber, passes away after a lengthy battle against cancer.

**DECEMBER 18, 2001:** Flyers right wing Mark Recchi records his 400th career goal in the Flyers' 6-3 win against the St. Louis Blues at the First Union Center.

**JANUARY 30, 2002:** Flyers center Jeremy Roenick scores a goal in the Flyers' 3-1 loss to the Senators in Ottawa to reach 1000 career points.

**MARCH 23, 2002:** Flyers right wing Mark Recchi played his 1000th NHL game when the Flyers visited Pittsburgh. Recchi posted two assists in the 4-4 tie.

**APRIL 24, 2002:** The Ottawa Senators defeat the Flyers, 3-0, at the Corel Centre. The loss is the Flyers' third consecutive 3-0 loss. It is the first time in Flyers history that the team has been shut out three consecutive games in a single playoff season and three times in one playoff series.

**APRIL 26, 2002:** The Ottawa Senators defeated the Flyers, 2-1, in overtime to win their Eastern Conference Quarterfinal series, four games to one. The two goals scored by the Flyers in the series set an NHL record for fewest goals by one team in a five-game series.

**APRIL 30, 2002:** Bill Barber is relieved of his duties as Flyers head coach. Barber compiled a 73-46-17 record in 136 regular season games over two seasons (2000-01 and 2001-02).

**JUNE 23, 2002:** Joe Scott, a founding partner and Chairman of the Board, Emeritus of the Flyers, passes away at the age of 93.

**OCTOBER 26, 2002:** First period goals by Justin Williams (at 0:16) and Michal Handzus (at 0:31) in the Flyers' 6-2 win at the NY Islanders sets a club record for the fastest two goals from the start of a game. They were the third fastest two goals from the start of a game by one team in NHL history.

**NOVEMBER 29, 2002:** The Flyers debut their new all-orange alternate jersey in a 3-0 loss against the Toronto Maple Leafs at the First Union Center.

**DECEMBER 5, 2002:** Michal Handzus scores on a penalty shot in overtime against Dan Blackburn to give the Flyers a 3-2 win over the NY Rangers. Handzus' penalty shot attempt was the first by a Flyer in regular season overtime (it was only the second successful penalty shot attempt in regular season overtime in NHL history).

**MARCH 31, 2003:** Eric Weinrich records an assist in the Flyers' 6-1 win at Pittsburgh, his 1,000th career NHL game. He became the third Flyer to reach the NHL Milestone of 1,000 games played this season, joining Jeremy Roenick (vs. Boston on November 16) and Eric Desjardins (at Atlanta on December 18).

**APRIL 6, 2003:** The Flyers win at Florida, 6-2, and finish the season tied for the fewest goals against in the NHL with the New Jersey Devils (both teams allowed 166). Esche and Roman Cechmanek share the William M. Jennings Trophy with the Devils' Martin Brodeur. It is the second time that the Flyers have won the award (Bob Froese and Darren Jensen for the 1985-86 season).

**APRIL 16, 2003:** Mark Recchi scored at 13:54 of the third overtime period to give the Flyers a 3-2 win at Toronto in Game Four and even their Eastern Conference Quarterfinals series at two games apiece. The Flyers' 75 shots on goal was a new team record for most shots in an overtime game and tied for the most shots in a playoff game since the 1967-68 expansion (Washington recorded 75 shots against the NY Islanders in a game that went four overtimes on April 18, 1987). With 53:54 minutes played, it was the second longest overtime game in Flyers history (behind 92:01 minutes played at Pittsburgh on May 4, 2000).

**APRIL 22, 2003:** The Flyers defeat the Toronto Maple Leafs, 6-1, in Game Seven of their Eastern Conference Quarterfinal series. The Flyers won the second longest series in NHL history. The two teams played 532:05 minutes in the series, trailing only the 553:08 minutes played by the Boston Bruins and NY Rangers in their 1939 semifinal series. The series featured three multiple-overtime games, only the second series in NHL history to do so (NY Rangers and New Jersey Devils played three multiple-overtime games in their 1994 Eastern Conference Final series).

**JULY 18, 2003:** Comcast Spectacor announces the change of its arena names to the Wachovia Center and Wachovia Spectrum.



# ALL-TIME FLYERS HISTORIC MOMENTS

**OCTOBER 16, 2003:** Flyers and San Jose Sharks skate to 0-0 tie at HP Pavilion at San Jose. Flyers goaltender Jeff Hackett stopped all 27 shots faced to record the shutout. The scoreless tie was the first for the Flyers in a road game since December 4, 1982 (0-0 tie at Pittsburgh). For Hackett, it was his second consecutive shutout (Hackett shutout the Buffalo Sabres on October 9 in the Flyers' 2-0 win). He is the first goaltender in Flyers history to record a shutout in each of his first two career starts as a Flyer. This is the second time in franchise history that a goaltender had opened a season with two consecutive shutouts (Bernie Parent opened the 1973-74 season with a 2-0 win vs. Toronto on October 11 and a 6-0 win at NY Islanders on October 13).

**DECEMBER 13, 2003:** The New Jersey Devils defeat the Flyers at the Wachovia Center, 2-0, ending the team's 14-game undefeated streak at home (12-0-2). The 14-game undefeated streak at home is the second longest undefeated streak at home to start a season in franchise history. The Flyers went 26 games undefeated at home (19-0-7) to start the 1979-80 season.

**JANUARY 16, 2004:** The Flyers defeat the Toronto Maple Leafs, 4-1. Each of the 18 skaters in the game for the Flyers posted at least a +1 rating, the first time that the feat had occurred since the Flyers defeated the Pittsburgh Penguins, 11-4, on March 10, 1985.

**FEBRUARY 4, 2004:** The Flyers defeat the Washington Capitals, 5-1. Goaltender Antero Niittymaki stopped 19 of 20 shots faced to record the win in his first career NHL game. He was the first Flyers goaltender to win his NHL debut since Dominic Roussel, who defeated the Quebec Nordiques on October 17, 1991, 5-3.

**FEBRUARY 21, 2004:** The Flyers defeat the Atlanta Thrashers, 5-4. Simon Gagne scored a goal on a penalty shot with 1:01 left to play in the third period to give the Flyers a 5-4 lead. The Flyers scored three of their goals on the same penalty as Ronald Petrovicky was serving a five minute major for charging. It was the third time in team history that the Flyers scored three goals on the same penalty.

**MARCH 3, 2004:** Prior to the Flyers' 5-2 win against the Nashville Predators, Dave Poulin becomes the 18th member of the organization to be inducted into the Flyers Hall of Fame.



**MARCH 5, 2004:** The Flyers defeat the Ottawa Senators, 5-3. Defenseman Danny Markov's goal at 16:10 of the first period was the 10,000th goal in franchise history (seventh team in NHL history and first expansion team to reach mark). Tony Amonte reached the NHL Milestone of 1,000 games played with his appearance in the game. The Senators and Flyers combined to record 419 penalty minutes in the game, including 409 in the third period, to set NHL records for most penalty minutes, both teams, one game and most penalty minutes, both teams, one period. The Flyers also set NHL records for most penalty minutes, one team, one game (213) and most penalty minutes, one team, one period (209).

**MARCH 25, 2004:** Right wing Mark Recchi records his 1200th career NHL point with an assist in the Flyers' 4-2 loss against the New York Islanders. (40th player in NHL history to reach mark).

**MAY 4, 2004:** Jeremy Roenick's second goal of the game at 7:39 of overtime gives the Flyers a 3-2 win over the Maple Leafs in Toronto in Game Six of their Eastern Conference Semifinal series and a four-games-to-two series victory.

**MAY 15, 2004:** Flyers defeat the Tampa Bay Lightning at the Wachovia Center, 3-2, in Game Four of the Eastern Conference Finals. Every fan in attendance received an "Orange Crush" T-shirt as they entered the building.



**SEPTEMBER 15, 2004:** The National Hockey League's Board of Governors unanimously reaffirms that NHL teams, upon the expiration of the Collective Bargaining Agreement at midnight, would not play again until there is a new economic system.

**FEBRUARY 16, 2005:** The National Hockey League announces that, because a new collective bargaining agreement has not been realized, it no longer is practical to conduct an abbreviated 2004-05 season.

**JUNE 10, 2005:** The Philadelphia Phantoms, the Flyers' American Hockey League affiliate, defeat the Chicago Wolves, 5-2, to capture the Calder Cup Championship, four games to none. It is the second championship in franchise history (also won the Calder Cup in 1998).

**JULY 22, 2005:** The National Hockey League's Board of Governors ratifies the terms of the Collective Bargaining Agreement negotiated with the NHL Players' Association, ending a 310-day work stoppage.

**NOVEMBER 5, 2005:** The Flyers defeat the Atlanta Thrashers at the Wachovia Center, 4-3. The team welcomed the 25-millionth fan in team history prior to the game.



# ALL-TIME FLYERS HISTORIC MOMENTS

**DECEMBER 3, 2005:** In the first shootout in team history, the Flyers fall 4-3 at Nashville.

**JANUARY 12, 2006:** The Flyers lose at Detroit, 6-3, in the last game of an 11-game road trip from December 23 through January 12 that was the longest road trip in team history. Their eight wins in the 11 games was just the ninth time in NHL history that a team recorded six-or-more wins in a single road trip and their 17 points in the 11 games (8-2-1 record) were the most points by one team in a single road trip in NHL history.

**JANUARY 14, 2006:** 19,953 fans attend the Flyers' 4-3 overtime loss vs. Colorado to set a new team record for attendance at a regular season game.

**MARCH 21, 2006:** Flyers Head Coach Ken Hitchcock becomes the fifth fastest coach to reach 400 career NHL wins with the Flyers' 2-1 win vs. New Jersey on March 21.

**APRIL 18, 2006:** R.J. Umberger scores a goal in the Flyers' 4-1 win at NY Islanders. The goal was Umberger's 20th goal of the season. For the first time in team history, the Flyers had two rookies score at least 20 goals in a season (Jeff Carter - 23 and R.J. Umberger - 20).

**OCTOBER 22, 2006:** Flyers announce the resignation of General Manager Bob Clarke and the firing of Head Coach Ken Hitchcock. Paul Holmgren is named interim general manager and John Stevens is named head coach.

**APRIL 7, 2007:** Sami Kapanen is named the winner of the inaugural winner of the Gene Hart Memorial Award. This award will be presented annually to the Flyer with the most heart as voted by Philadelphia Flyers Fan Club members at each general meeting throughout the season. In addition to the award, a donation for \$1,500 will be made to the player's favorite charity.

**OCTOBER 18, 2007:** The Flyers defeat the New Jersey Devils at Wachovia Center, 4-0. Goaltender Martin Biron stopped all 38 shots faced to post the shutout. The shutout was Biron's second consecutive shutout, the Flyers' first shutout of the Devils since Feb. 27, 2001, and the Flyers' first shutout of the Devils in Philadelphia since Jan. 6, 1987.

**FEBRUARY 6, 2008:** Prior to the Flyers' 4-3 loss to the Washington Capitals, Ron Hextall becomes the 19th member of the organization to be inducted into the Flyers Hall of Fame.

**APRIL 17, 2008:** Mike Knuble scores 6:40 into the second overtime period to give the Flyers a 4-3 win over the Capitals at the Wachovia Center in Game Four of their Eastern Conference Quarterfinal series. The game (86:40) was the longest playoff game played at the Wachovia Center, the third longest home game in Flyers history, and longest home playoff game won by the Flyers in team history (Flyers lost to Boston on April 26, 1977, 5-4 - 90:07 and to Florida on May 12, 1996, 2-1 - 88:05).

**APRIL 22, 2008:** Joffrey Lupul scores a power play goal 6:06 into the first overtime period to give the Flyers a 3-2 win over the Capitals and a four-games-to-three series victory over Washington. It marked just the second time in Flyers history that they have played a Game Seven that went into overtime, and first time that they won (only other time was against Washington, 5-4 loss on April 16, 1988).

**JULY 15, 2008:** Comcast Spectacor, the Philadelphia based sports and entertainment firm which owns the arena, announces that the Wachovia Spectrum will close at the conclusion of the 2008-09 hockey and soccer seasons. The Flyers played at the Spectrum for 29 seasons, from the 1967-68 through the 1995-96 seasons, and compiled a 719-305-146 record in 1,170 regular season games and an 85-56 record in 141 playoff games.

**SEPTEMBER 27, 2008:** The Flyers play one final game at the Wachovia Spectrum vs. an NHL opponent when they faced off against the Carolina Hurricanes in a preseason match up. The Flyers defeated the Hurricanes by a score of 4-2.

**OCTOBER 7, 2008:** The Flyers played an exhibition game against their American Hockey League affiliate, the Philadelphia Phantoms, at the Wachovia Spectrum. The Flyers were defeated by the Phantoms, 4-2.

**DECEMBER 11, 2008:** Trailing 5-1 in the third period, the Flyers mount the greatest third period comeback in team history by scoring four unanswered goals to force overtime and eventually defeat the Carolina Hurricanes in a shootout by a score of 6-5. Scott Hartnell scored his fourth career hat trick, while Simon Gagne recorded the game-tying goal with 1:44 to go in regulation and the decisive goal in the shootout to give the Flyers the victory.

**FEBRUARY 4, 2009:** After 13 seasons of ownership, Comcast Spectacor announces the sale of the Philadelphia Phantoms, the Flyers American Hockey League affiliate, to the Brooks Group of Pittsburgh, PA, owners of other minor league hockey and baseball teams.

**FEBRUARY 15, 2009:** At 1:18 of the second period, Mike Richards scores a shorthanded goal with his team down two men in a game against the New York Rangers. It was the third time in his career that Richards had scored while the Flyers were killing off a 5-on-3, making him the first player in NHL history to accomplish that feat. The Flyers defeated the Rangers, 5-2, at Madison Square Garden.

**FEBRUARY 21, 2009:** Mike Richards records a shorthanded goal for the third consecutive game, becoming the first player in over 10 years to accomplish the feat (Joe Sakic, Oct. 15-24, 1998). The Flyers dropped the contest, 5-4, to the Pittsburgh Penguins.

**APRIL 11, 2009:** A goal by Joffrey Lupul gives the Flyers six 25-goal scorers for the 2008-09 season, which made the Flyers the first team to accomplish that feat since the Calgary Flames in 1993-94.





# ALL-TIME FLYERS HISTORIC MOMENTS

**JUNE 27, 2009:** In a blockbuster draft-day trade, the Flyers acquire defenseman Chris Pronger from the Anaheim Ducks. The Flyers sent Joffrey Lupul, Luca Sbisa, and three draft picks to the Ducks for Pronger and forward Ryan Dingle.

**OCTOBER 31, 2009:** The Flyers' former home, the Spectrum, officially closes following its last public event, a Pearl Jam concert.

**NOVEMBER 16, 2009:** Prior to the Flyers' 3-2 victory to the New Jersey Devils, Dave "The Hammer" Schultz becomes the 20th member of the Flyers organization to be inducted into the Flyers Hall of Fame.

**NOVEMBER 19, 2009:** Flyers rookie James van Riemsdyk scores the game-winning goal in a 3-2 victory at Los Angeles. It was his third straight game-winning goal, tying an NHL record for consecutive game-winning goals by a rookie.

**DECEMBER 4, 2009:** John Stevens is relieved of his duties as head coach and replaced by Peter Laviolette.

**JANUARY 1, 2010:** On New Year's Day, the Flyers play the Boston Bruins in the 2010 Winter Classic at historic Fenway Park in Boston, MA. Danny Syvret scored his first NHL goal and the Flyers led most of the game, but the Bruins tied it late in the third period and eventually won the game 2-1 in overtime.

**FEBRUARY 13-28, 2010:** The NHL season goes on hiatus for two weeks to allow players to participate in the 2010 Winter Olympics in Vancouver. Chris Pronger and Mike Richards won gold medals playing for Team Canada. Kimmo Timonen won a bronze medal for Finland, and Oskars Bartulis represented Team Latvia.

**APRIL 11, 2010:** Claude Giroux's shootout goal and Brian Boucher's third-round save give the Flyers a 2-1 shootout win over the New York Rangers, clinching an Eastern Conference playoff berth on the last day of the season. With his club trailing late in the third period, Matt Carle scored the game-tying goal to force overtime and the eventual shootout. Danny Briere also scored in the shootout, while Boucher shut the door on two of three Rangers shooters.

**MAY 14, 2010:** After falling into a 0-3 series deficit in the Eastern Conference Semifinals vs. Boston Bruins, the Flyers win four games in a row to defeat the Bruins four games to three and advance to the Eastern Conference Finals. The Flyers trailed Game 7 3-0 in the first period, but charged back to tie the game. Simon Gagne then scored the game-winning goal with 7:08 remaining in the third period. They became the third team in NHL history to overcome a 3-0 series deficit.

**MAY 22, 2010:** Michael Leighton posts a 3-0 shutout at Montreal in Game 4 of the Eastern Conference Final, his third shutout of the series. He became the first goaltender in franchise history to record three shutouts in a single playoff series.

**MAY 24, 2010:** The Flyers win the Prince of Wales Trophy as Eastern Conference Champions with a 4-2 win over the Montreal Canadiens in Game 5 of the Eastern Conference Finals. The four-games-to-one series win sent the Flyers to the Stanley Cup Final for the first time since 1997.

**JUNE 2, 2010:** Claude Giroux scores the game-winning goal in overtime of Game 3 of the Stanley Cup Final to give the Flyers a 3-2 win in front of a record sellout crowd of 20,297 at the Wachovia Center. It was the first win in a Stanley Cup Final game for the Flyers since Game 6 of the 1987 Final at the Spectrum.

**JUNE 9, 2010:** Patrick Kane scores the game-winning goal in overtime as the Chicago Blackhawks defeat the Flyers 4-3 in Game 6 of the Final to win the Stanley Cup. The crowd of 20,327 set a new Flyers record for home attendance in a single game and created a new single-season attendance record of 1,020,699. Flyers center Danny Briere recorded a goal and two assists to reach 30 points for the playoffs (12G, 18A), breaking the Flyers all-time scoring record for a single playoff year.

**JULY 27, 2010:** Comcast Spectacor announces the change of its arena name to the Wells Fargo Center.

**OCTOBER 11, 2010:** The Flyers raise their 2009-10 Eastern Conference championship banner to the rafters of the Wells Fargo Center prior to their home opener against the Colorado Avalanche.

**NOVEMBER 23, 2010:** Following a public ceremony, exterior demolition officially begins on the Flyers' former home, the Spectrum. Ed Snider, Bob Clarke, Bernie Parent and Julius Erving were among those who spoke at the ceremony.

**JANUARY 25, 2011:** The Flyers pick up their 1000th home-ice win with a 5-2 victory over Montreal. They become the first expansion-era team to reach the milestone.

**APRIL 9, 2011:** The Flyers welcome 19,909 to the Wells Fargo Center for the regular season finale vs. the New York Islanders. The crowd gives the Flyers a total regular season attendance mark of 808,301, which sets a new franchise record for total attendance in a regular season. The Flyers beat the Islanders 7-4 for their 47th win of the season, the most of any Flyers team since the 1985-86 squad.

**JUNE 23, 2011:** The Flyers stage one of the bigger days of transactions in their history, dealing Mike Richards to Los Angeles and Jeff Carter to Columbus while announcing the signing of Ilya Bryzgalov. The moves brought the Flyers Brayden Schenn, Wayne Simmonds, Jakub Voracek and draft picks that became Sean Couturier and Nick Cousins.

**DECEMBER 31, 2011:** The Flyers Alumni defeat the New York Rangers Alumni 3-1 before a crowd of 45,808 at Citizens Bank Park in the first of the three games comprising the 2012 NHL Winter Classic. Bernie Parent started for the Flyers and stopped six shots in 5:32 of play, including a Ron Duguay breakaway. John LeClair scored the Flyers' first goal on a setup by Eric Lindros, while Sjon Podein and Mark Howe provided the other Flyers goals.

**JANUARY 2, 2012:** The Flyers take a 2-0 lead but can't hold off a hard-charging New York Rangers squad and drop a 3-2 decision in the 2012 NHL Winter Classic. A crowd of 46,967 became the largest crowd ever to witness a Flyers game, eclipsing the 38,112 that saw the Flyers fall 2-1 to Boston in overtime in the 2010 Winter Classic. Brayden Schenn and Claude Giroux scored for the Flyers.



# ALL-TIME FLYERS HISTORIC MOMENTS

**MARCH 6, 2012:** The Flyers retire Mark Howe's #2 in a pregame ceremony before a 3-2 win over Detroit. Howe becomes just the fifth Flyer so honored and the first since Bill Barber in 1990.

**APRIL 11, 2012:** The Flyers come back from a 3-0 hole to defeat Pittsburgh 4-3 in overtime in Game 1 of the Eastern Conference Quarterfinals. It was the sixth time in their history the Flyers had erased a 3-0 deficit to win a playoff game. Brayden Schenn posted a goal and two assists, becoming just the eighth Flyers rookie ever to record a three-point playoff game.

**APRIL 13, 2012:** Claude Giroux sets a franchise record with six points as the Flyers beat Pittsburgh 8-5 in Game 2. Sean Couturier posted a four-point night, tying the franchise record for most points by a rookie in a playoff game. Both Giroux and Couturier had hat tricks, marking the first time in team history that two Flyers have had a hat trick in the same playoff game, and it was the first time since 1989 that the Flyers had scored eight goals in a playoff game.

**APRIL 15, 2012:** The Flyers beat Pittsburgh 8-4 in Game 3, setting a franchise record for most goals in two consecutive playoff games. The closest previous occasion was the 1981 preliminary round, when they beat Quebec 6-4 in Game 1 and 8-5 in Game 2. The Flyers set a new franchise record for most goals scored in the first three games of a playoff series (20). Danny Briere picked up his 100th career playoff point today in his 100th career playoff game.

**APRIL 22, 2012:** The Flyers beat Pittsburgh 5-1 in Game 6 to advance to the second round of the playoffs for the 22nd time, and third year in a row. Claude Giroux finished the series with 14 points, becoming just the second Flyer ever to reach that total in a single playoff series (Tim Kerr, 15, 1989 PDSF). The Flyers set a franchise record with 12 power play goals in the series.



**APRIL 29, 2012:** Danny Briere scores his 48th and 49th career playoff goals, including his ninth career playoff game-winner as the Flyers beat New Jersey in Game 1 of the Eastern Conference Semifinals. Briere moved into second place all-time in Flyers history in that category behind only Rick MacLeish.

**MAY 3, 2012:** Danny Briere records his 50th career playoff goal in the third period of a 4-3 overtime loss to New Jersey in Game 3. His two points in the game give him 71 playoff points as a Flyer and move him past both Reggie Leach and Tim Kerr into sixth place on the Flyers' all-time playoff scoring list.

**SEPTEMBER 16, 2012:** The Collective Bargaining Agreement between the National Hockey League and the NHL Players Association expires without a new agreement in place, necessitating the postponement of NHL training camps and eventually the start of the 2012-13 NHL season, which was originally scheduled to open on October 11.

**JANUARY 6, 2013:** The NHL and NHLPA announce they have reached an agreement on the framework of a new Collective Bargaining Agreement.

**JANUARY 12, 2013:** The NHL and NHLPA sign a Memorandum of Understanding on a new 10-year Collective Bargaining Agreement that expires in 2022, ending a 119-day work stoppage. Training camps open the following day.

**MARCH 18, 2013:** Kimmo Timonen plays his 1000th career game in a 4-2 loss at Tampa Bay. The Flyers honored Timonen prior to their next home game on March 26.

**APRIL 19, 2013:** On an off-night, the Flyers were mathematically eliminated from playoff contention when the New York Rangers defeated Buffalo 8-4. It marked just the ninth time in franchise history and second time in the last 18 years that the Flyers did not make the playoffs.

**OCTOBER 7, 2013:** After an 0-3 start to the season, Peter Laviolette is relieved of his duties as head coach and is replaced by assistant coach Craig Berube.

**JANUARY 21, 2014:** A winter storm dumps more than 13 inches of snow on Philadelphia and forces the postponement of the Flyers' game against Carolina to a day later. It marked the first time in Flyers history that a game had ever been completely postponed due to snow, and the first weather-related postponement since the blizzard of March 1993, when a game at the Spectrum was called off after the first period when two panes of glass broke on the concourse. Carolina won 3-2 on the makeup date.

**FEBRUARY 4, 2014:** Keith Allen, the first head coach of the Flyers who became the general manager that built the organization's Stanley Cup championship teams of 1974 and 1975, passes away at the age of 90.

**FEBRUARY 9-25, 2014:** The NHL suspends operations for the 2014 Winter Olympics in Sochi, Russia. Five Flyers represented their countries – Kimmo Timonen (Finland), Jakub Voracek (Czech Rep), Andrej Meszaros (Slovakia); Mark Streit (Switzerland) and Michael Raffl (Austria). Timonen won his fourth Olympic medal (third bronze to go with one silver).

**APRIL 8, 2014:** The Flyers clinch a spot in the 2014 Stanley Cup Playoffs with a 5-2 win at Florida, officially completing a comeback from a 3-9 start to the season. They qualify for the playoffs for the 37th time in their 45 years of play and the 17th time in the last 19 seasons.

**MAY 7, 2014:** Paul Holmgren is promoted to president of the Flyers, and Ron Hextall is promoted to general manager.

**JUNE 27-28, 2014:** The National Hockey League converges upon Philadelphia for the 2014 NHL Entry Draft. It's the first time in team history that the Flyers have hosted the event.



# ALL-TIME FLYERS HISTORIC MOMENTS

**OCTOBER 17, 2014:** The Lehigh Valley Phantoms play their first-ever regular season game at the new PPL Center in Allentown, PA. The team relocated to Allentown in the offseason after four seasons in Glens Falls, NY playing as the Adirondack Phantoms. Lehigh Valley picked up a 4-3 win against the new Adirondack Flames, who replaced them in Glens Falls.

**DECEMBER 21, 2014:** Rob Zepp picks up the win in his NHL debut as the Flyers win 4-3 in overtime at Winnipeg. Zepp became the oldest Flyer in franchise history to make his NHL debut and became the 12th goaltender in NHL history to make his debut after his 33rd birthday and the first since 1972-73. He also became the oldest goaltender to win his NHL debut since 1926.

**MARCH 29, 2015:** The Flyers are eliminated from playoff contention on an off-night when Boston picks up a 2-1 win at New Jersey. They missed the playoffs for just the 10th time in franchise history.

**APRIL 17, 2015:** Craig Berube is relieved of his duties as head coach.

**MAY 18, 2015:** Dave Hakstol is hired as the 19th head coach in Flyers history.

**OCTOBER 8, 2015:** The Dave Hakstol era gets underway in the season opener at Tampa Bay, which concluded with the first 3-on-3 overtime in NHL history. The Lightning's Jason Garrison scored 2:17 into the frame to defeat the Flyers 3-2.

**NOVEMBER 23, 2015:** The Flyers induct Rod Brind'Amour into the Flyers Hall of Fame in a pregame ceremony before a game against the Carolina Hurricanes.

**FEBRUARY 9, 2016:** In a pregame ceremony prior to a 4-1 loss to Anaheim, the Flyers commemorate the 50th anniversary of the NHL granting the Philadelphia franchise to Ed Snider.

**FEBRUARY 20, 2016** – Shayne Gostisbehere scores the overtime game-winning goal against Toronto, giving him a point in 15 consecutive games. Gostisbehere recorded 5 goals and 13 assists over the course of the streak, which was the longest in Flyers history by a rookie or a defenseman and the longest in NHL history by a rookie defenseman.

**FEBRUARY 29, 2016:** In a pregame ceremony before hosting the Calgary Flames, the Flyers induct Jim Watson into the Flyers Hall of Fame.

**APRIL 9, 2016:** The Flyers clinch the Eastern Conference's second wild card spot with a 2-1 win over the Pittsburgh Penguins.

**APRIL 11, 2016** – Flyers founder and chairman Ed Snider passes away after a two-year battle with cancer. The Flyers wore "EMS" patches on their jerseys during their first-round series with the Washington Capitals. On April 21, a celebration of Mr. Snider's life took place at the Wells Fargo Center between Games 4 and 5 of the series.



**APRIL 22, 2016:** Despite being outshot 44-11, the Flyers defeated Washington 2-0 in Game 5. The 11 shots were the fewest in any game in franchise history, while the 44 saves marked franchise records for a playoff regulation win and playoff shutout win, as well as the largest shot differential in any playoff game.

**APRIL 24, 2016:** The Flyers' season comes to an end with a 1-0 loss to Washington in Game 6 at Verizon Center.



## KATE SMITH SINGS "GOD BLESS AMERICA"

Over 38 years ago, on December 11, 1969, Kate Smith's recording of "God Bless America" was first played at a Flyers game. The Flyers beat the Toronto Maple Leafs, 6-3, at the Spectrum that night. That's where it all began, and "God Bless America" became "our song." Smith was enchanted by this flamboyant hockey team that found her rendition of the American folk classic to be a good luck charm. So much so that she performed the song live at the Spectrum on four occasions:

### LIVE PERFORMANCES AT THE SPECTRUM

October 11, 1973 vs. Toronto – Flyers 2, Toronto 0

#### Stanley Cup-Winning Game

May 19, 1974 vs. Boston – Flyers 1, Boston 0

#### Game 7 of Stanley Cup Semifinals

May 13, 1975 vs. NY Islanders – Flyers 4, Islanders 1

#### Game 4 of Stanley Cup Finals

May 16, 1976 vs. Montreal – Canadiens 5, Flyers 3

Though Smith's record with the Flyers is impressive, there were a few losses along the way. The first was a 1-0 defeat at the hands of the Minnesota North Stars on April 4, 1970. Wins and losses aside, to the Flyers organization, Ms. Smith and her song are really something special.

**ALL-TIME RECORD: 100-29-5**





**PHILADELPHIAFLYERS**  
PLAYOFF HISTORY

# FLYERS PLAYOFF RECORDS VS. NHL TEAMS 1967-2016

| TEAM                                    | GP | W  | L  | PCT  | GF | GA  |
|---|----|----|----|------|----|-----|
| <b>BOSTON BRUINS SERIES RECORD: 3-3</b> |    |    |    |      |    |     |
| HOME                                    | 15 | 8  | 7  | .533 | 44 | 44  |
| AWAY                                    | 16 | 5  | 11 | .313 | 42 | 56  |
| TOTALS                                  | 31 | 13 | 18 | .419 | 86 | 100 |

|  |    |    |    |      |     |     |
|--|----|----|----|------|-----|-----|
| <b>BUFFALO SABRES SERIES RECORD: 6-3</b> |    |    |    |      |     |     |
| HOME                                     | 27 | 19 | 8  | .704 | 90  | 66  |
| ROAD                                     | 23 | 10 | 13 | .435 | 56  | 75  |
| TOTALS                                   | 50 | 29 | 21 | .580 | 146 | 141 |

|   |    |   |   |      |    |    |
|---|----|---|---|------|----|----|
| <b>CALGARY/ATLANTA SERIES RECORD: 1-1</b> |    |   |   |      |    |    |
| HOME                                      | 6  | 4 | 2 | .667 | 27 | 15 |
| AWAY                                      | 5  | 3 | 2 | .600 | 16 | 13 |
| TOTALS                                    | 11 | 7 | 4 | .636 | 43 | 28 |

|  |    |   |   |      |    |    |
|--|----|---|---|------|----|----|
| <b>CHICAGO BLACKHAWKS SERIES RECORD: 0-2</b> |    |   |   |      |    |    |
| HOME   | 5  | 2 | 3 | .400 | 16 | 10 |
| AWAY   | 5  | 0 | 5 | .000 | 14 | 26 |
| TOTALS                                       | 10 | 2 | 8 | .100 | 30 | 36 |

|   |    |   |   |      |    |    |
|---|----|---|---|------|----|----|
| <b>COLORADO/QUEBEC SERIES RECORD: 2-0</b> |    |   |   |      |    |    |
| HOME                                      | 6  | 5 | 1 | .833 | 29 | 18 |
| AWAY                                      | 5  | 2 | 3 | .400 | 10 | 11 |
| TOTALS                                    | 11 | 7 | 4 | .636 | 39 | 29 |

|  |    |   |   |      |    |    |
|--|----|---|---|------|----|----|
| <b>DALLAS/MINNESOTA SERIES RECORD: 2-0</b> |    |   |   |      |    |    |
| HOME                                       | 6  | 4 | 2 | .667 | 26 | 15 |
| AWAY                                       | 5  | 4 | 1 | .800 | 15 | 11 |
| TOTALS                                     | 11 | 8 | 3 | .727 | 41 | 26 |

|   |   |   |   |      |   |    |
|---|---|---|---|------|---|----|
| <b>DETROIT RED WINGS SERIES RECORD: 0-1</b> |   |   |   |      |   |    |
| HOME  | 2 | 0 | 2 | .000 | 4 | 8  |
| AWAY  | 2 | 0 | 2 | .000 | 2 | 8  |
| TOTALS                                      | 4 | 0 | 4 | .000 | 6 | 16 |

|   |    |   |   |      |    |    |
|---|----|---|---|------|----|----|
| <b>EDMONTON OILERS SERIES RECORD: 1-2</b> |    |   |   |      |    |    |
| HOME                                      | 7  | 5 | 2 | .714 | 23 | 17 |
| AWAY                                      | 8  | 2 | 6 | .250 | 21 | 32 |
| TOTALS                                    | 15 | 7 | 8 | .467 | 44 | 49 |

|  |   |   |   |      |    |    |
|--|---|---|---|------|----|----|
| <b>FLORIDA PANTHERS SERIES RECORD: 0-1</b> |   |   |   |      |    |    |
| HOME                                       | 3 | 1 | 2 | .333 | 4  | 6  |
| AWAY                                       | 3 | 1 | 2 | .333 | 7  | 9  |
| TOTALS                                     | 6 | 2 | 4 | .333 | 11 | 15 |

|  |    |    |    |      |    |    |
|--|----|----|----|------|----|----|
| <b>MONTREAL CANADIENS SERIES RECORD: 3-3</b> |    |    |    |      |    |    |
| HOME   | 15 | 6  | 9  | .400 | 38 | 45 |
| AWAY   | 16 | 9  | 7  | .563 | 51 | 48 |
| TOTALS                                       | 31 | 15 | 16 | .484 | 89 | 93 |

| TEAM  | GP | W  | L  | PCT  | GF | GA |
|---|----|----|----|------|----|----|
| <b>NEW JERSEY/COLORADO SERIES RECORD: 3-3</b> |    |    |    |      |    |    |
| HOME  | 16 | 8  | 8  | .533 | 37 | 45 |
| AWAY  | 14 | 8  | 6  | .466 | 38 | 32 |
| TOTALS  | 30 | 16 | 14 | .499 | 75 | 77 |

|  |    |    |    |      |    |    |
|--|----|----|----|------|----|----|
| <b>NEW YORK ISLANDERS SERIES RECORD: 3-1</b> |    |    |    |      |    |    |
| HOME   | 14 | 10 | 4  | .714 | 51 | 29 |
| AWAY   | 11 | 4  | 7  | .364 | 32 | 40 |
| TOTALS                                       | 25 | 14 | 11 | .560 | 83 | 69 |

|  |    |    |    |      |     |     |
|--|----|----|----|------|-----|-----|
| <b>NEW YORK RANGERS SERIES RECORD: 6-4</b> |    |    |    |      |     |     |
| HOME                                       | 30 | 19 | 11 | .633 | 100 | 92  |
| AWAY                                       | 24 | 11 | 13 | .458 | 73  | 80  |
| TOTALS                                     | 54 | 30 | 24 | .556 | 173 | 172 |

|   |    |   |   |      |    |    |
|---|----|---|---|------|----|----|
| <b>OTTAWA SENATORS SERIES RECORD: 0-2</b> |    |   |   |      |    |    |
| HOME                                      | 6  | 2 | 4 | .333 | 6  | 13 |
| ROAD                                      | 5  | 1 | 4 | .200 | 6  | 15 |
| TOTALS                                    | 11 | 3 | 8 | .273 | 12 | 28 |

|   |    |    |    |      |     |     |
|---|----|----|----|------|-----|-----|
| <b>PITTSBURGH PENGUINS SERIES RECORD: 4-2</b> |    |    |    |      |     |     |
| HOME  | 17 | 10 | 7  | .588 | 65  | 54  |
| AWAY  | 18 | 9  | 9  | .500 | 56  | 61  |
| TOTALS  | 35 | 19 | 16 | .544 | 121 | 115 |

|   |    |   |   |      |    |    |
|---|----|---|---|------|----|----|
| <b>ST. LOUIS BLUES SERIES RECORD: 0-2</b> |    |   |   |      |    |    |
| HOME                                      | 6  | 2 | 4 | .333 | 12 | 15 |
| AWAY                                      | 5  | 1 | 4 | .200 | 8  | 19 |
| TOTALS                                    | 11 | 3 | 8 | .273 | 20 | 34 |

|   |    |   |   |      |    |    |
|---|----|---|---|------|----|----|
| <b>TAMPA BAY LIGHTNING SERIES RECORD: 1-1</b> |    |   |   |      |    |    |
| HOME  | 6  | 4 | 2 | .667 | 21 | 16 |
| AWAY  | 7  | 3 | 4 | .429 | 24 | 18 |
| TOTALS  | 13 | 7 | 6 | .538 | 45 | 34 |

|   |    |    |    |      |     |    |
|---|----|----|----|------|-----|----|
| <b>TORONTO MAPLE LEAFS SERIES RECORD: 5-1</b> |    |    |    |      |     |    |
| HOME  | 19 | 14 | 5  | .737 | 70  | 33 |
| ROAD  | 17 | 8  | 9  | .471 | 49  | 52 |
| TOTALS  | 36 | 22 | 14 | .611 | 119 | 85 |

|   |   |   |   |       |    |   |
|---|---|---|---|-------|----|---|
| <b>VANCOUVER CANUCKS SERIES RECORD: 1-0</b> |   |   |   |       |    |   |
| HOME  | 2 | 1 | 1 | .500  | 9  | 5 |
| AWAY  | 1 | 1 | 0 | 1.000 | 6  | 4 |
| TOTALS                                      | 3 | 2 | 1 | .667  | 15 | 9 |

|   |    |    |    |      |    |    |
|---|----|----|----|------|----|----|
| <b>WASHINGTON CAPITALS SERIES RECORD: 2-3</b> |    |    |    |      |    |    |
| HOME  | 13 | 7  | 6  | .538 | 39 | 46 |
| AWAY  | 16 | 6  | 10 | .375 | 45 | 53 |
| TOTALS  | 29 | 13 | 16 | .448 | 84 | 99 |

## FLYERS ALL-TIME PLAYOFF RECORD

| SERIES RECORD: 53-43 | GP  | W   | L   | PCT  | GF    | GA    |
|----------------------|-----|-----|-----|------|-------|-------|
| HOME                 | 221 | 131 | 90  | .593 | 711   | 576   |
| AWAY                 | 206 | 88  | 118 | .427 | 552   | 648   |
| TOTALS               | 427 | 219 | 208 | .513 | 1,263 | 1,224 |



# PLAYOFF SERIES HISTORY VS. EACH TEAM

| TEAM             | YEAR          | SERIES              | WINNER        | W      | L  | GF | GA |
|------------------|---------------|---------------------|---------------|--------|----|----|----|
| Boston           | 1974          | Stanley Cup Final   | Flyers        | 4      | 2  | 15 | 13 |
|                  | 1976          | Semifinals          | Flyers        | 4      | 1  | 19 | 12 |
|                  | 1977          | Semifinals          | Bruins        | 0      | 4  | 8  | 14 |
|                  | 1978          | Semifinals          | Bruins        | 1      | 4  | 15 | 21 |
|                  | *2010         | Conf. Semifinals    | Flyers        | 4      | 3  | 22 | 20 |
|                  | 2011          | Conf. Semifinals    | Bruins        | 0      | 4  | 7  | 20 |
| Buffalo          | 1975          | Stanley Cup Final   | Flyers        | 4      | 2  | 19 | 12 |
|                  | 1978          | Quarterfinals       | Flyers        | 4      | 1  | 16 | 11 |
|                  | 1995          | Conf. Quarterfinals | Flyers        | 4      | 1  | 18 | 13 |
|                  | 1997          | Conf. Semifinals    | Flyers        | 4      | 1  | 21 | 13 |
|                  | 1998          | Conf. Quarterfinals | Sabres        | 1      | 4  | 9  | 18 |
|                  | 2000          | Conf. Quarterfinals | Flyers        | 4      | 1  | 14 | 8  |
|                  | 2001          | Conf. Quarterfinals | Sabres        | 2      | 4  | 13 | 21 |
|                  | 2006          | Conf. Quarterfinals | Sabres        | 2      | 4  | 14 | 27 |
|                  | 2011          | Conf. Quarterfinals | Flyers        | 4      | 3  | 22 | 18 |
|                  | Calgary       | 1974                | Quarterfinals | Flyers | 4  | 0  | 17 |
| 1981             |               | Quarterfinals       | Flames        | 3      | 4  | 26 | 22 |
| Chicago          | 1971          | Quarterfinals       | Blackhawks    | 0      | 4  | 8  | 20 |
|                  | 2010          | Stanley Cup Final   | Blackhawks    | 2      | 4  | 22 | 25 |
| Colorado         | 1981          | Prelimin. Round     | Flyers        | 3      | 2  | 22 | 17 |
|                  | 1985          | Conf. Finals        | Flyers        | 4      | 2  | 17 | 12 |
| Dallas/Minnesota | 1973          | Quarterfinals       | Flyers        | 4      | 2  | 14 | 12 |
|                  | 1980          | Semifinals          | Flyers        | 4      | 1  | 27 | 14 |
| Detroit          | 1997          | Finals              | Red Wings     | 0      | 4  | 6  | 16 |
| Edmonton         | 1980          | Prelimin. Round     | Flyers        | 3      | 0  | 12 | 6  |
|                  | 1985          | Stanley Cup Final   | Oilers        | 1      | 4  | 14 | 21 |
|                  | 1987          | Stanley Cup Final   | Oilers        | 3      | 4  | 18 | 22 |
| Florida          | 1996          | Conf. Semifinals    | Panthers      | 2      | 4  | 11 | 15 |
| Montreal         | 1973          | Semifinals          | Canadiens     | 1      | 4  | 13 | 19 |
|                  | 1976          | Stanley Cup Final   | Canadiens     | 0      | 4  | 9  | 14 |
|                  | 1987          | Conf. Finals        | Flyers        | 4      | 2  | 22 | 22 |
|                  | 1989          | Conf. Finals        | Canadiens     | 2      | 4  | 8  | 17 |
|                  | 2008          | Conf. Semifinals    | Flyers        | 4      | 1  | 20 | 14 |
|                  | 2010          | Conf. Finals        | Flyers        | 4      | 1  | 17 | 7  |
|                  | 1978          | Prelimin. Round     | Flyers        | 2      | 0  | 6  | 3  |
| New Jersey       | 1995          | Conf. Finals        | Devils        | 2      | 4  | 14 | 20 |
|                  | 2000          | Conf. Finals        | Devils        | 3      | 4  | 15 | 18 |
|                  | 2004          | Conf. Quarterfinals | Flyers        | 4      | 1  | 14 | 9  |
|                  | 2010          | Conf. Quarterfinals | Flyers        | 4      | 1  | 15 | 9  |
|                  | 2012          | Conf. Semifinals    | Devils        | 1      | 4  | 11 | 18 |
| NY Islanders     | 1975          | Semifinals          | Flyers        | 4      | 3  | 19 | 16 |
|                  | 1980          | Stanley Cup Final   | Islanders     | 2      | 4  | 25 | 26 |
|                  | 1985          | Division Finals     | Flyers        | 4      | 1  | 16 | 11 |
|                  | 1987          | Division Finals     | Flyers        | 4      | 3  | 23 | 16 |
| NY Rangers       | 1974          | Semifinals          | Flyers        | 4      | 3  | 22 | 17 |
|                  | 1979          | Quarterfinals       | Rangers       | 1      | 4  | 8  | 28 |
|                  | 1980          | Quarterfinals       | Flyers        | 4      | 1  | 14 | 7  |
|                  | 1982          | Division Semifinals | Rangers       | 1      | 3  | 15 | 19 |
|                  | 1983          | Division Semifinals | Rangers       | 0      | 3  | 9  | 18 |
|                  | 1985          | Division Semifinals | Flyers        | 3      | 0  | 14 | 10 |
|                  | 1986          | Division Semifinals | Rangers       | 2      | 3  | 15 | 18 |
|                  | 1987          | Division Semifinals | Flyers        | 4      | 2  | 22 | 13 |
|                  | 1995          | Conf. Semifinals    | Flyers        | 4      | 0  | 18 | 10 |
|                  | 1997          | Conf. Finals        | Flyers        | 4      | 1  | 20 | 13 |
| 2014             | Quarterfinals | Rangers             | 3             | 4      | 16 | 19 |    |



## PLAYOFF SERIES HISTORY VS. EACH TEAM

| TEAM       | YEAR        | SERIES              | WINNER      | W | L | GF | GA |
|------------|-------------|---------------------|-------------|---|---|----|----|
| Ottawa     | 2002        | Conf. Quarterfinals | Senators    | 1 | 4 | 2  | 11 |
|            | 2003        | Conf. Semifinals    | Senators    | 2 | 4 | 10 | 17 |
| Pittsburgh | 1989        | Division Finals     | Flyers      | 4 | 3 | 31 | 24 |
|            | 1997        | Conf. Quarterfinals | Flyers      | 4 | 1 | 20 | 13 |
|            | 2000        | Conf. Semifinals    | Flyers      | 4 | 2 | 15 | 14 |
|            | 2008        | Conf. Finals        | Penguins    | 1 | 4 | 9  | 20 |
|            | 2009        | Conf. Quarterfinals | Penguins    | 2 | 4 | 16 | 18 |
| St. Louis  | 2012        | Conf. Quarterfinals | Flyers      | 4 | 2 | 30 | 26 |
|            | 1968        | Quarterfinals       | Blues       | 3 | 4 | 17 | 17 |
| Tampa Bay  | 1969        | Quarterfinals       | Blues       | 0 | 4 | 3  | 17 |
|            | 1996        | Conf. Quarterfinals | Flyers      | 4 | 2 | 26 | 13 |
| Toronto    | 2004        | Conf. Finals        | Lightning   | 3 | 4 | 19 | 21 |
|            | 1975        | Quarterfinals       | Flyers      | 4 | 0 | 15 | 6  |
| Vancouver  | 1976        | Quarterfinals       | Flyers      | 4 | 3 | 33 | 23 |
|            | 1977        | Quarterfinals       | Flyers      | 4 | 2 | 19 | 18 |
|            | 1999        | Conf. Quarterfinals | Maple Leafs | 2 | 4 | 11 | 9  |
|            | 2003        | Conf. Quarterfinals | Flyers      | 4 | 3 | 24 | 16 |
|            | 2004        | Conf. Semifinals    | Flyers      | 4 | 2 | 17 | 13 |
| Washington | 1979        | Prelimin. Round     | Flyers      | 2 | 1 | 15 | 9  |
| Washington | 1984        | Division Semifinals | Capitals    | 0 | 3 | 5  | 15 |
|            | 1988        | Division Semifinals | Capitals    | 3 | 4 | 25 | 31 |
|            | 1989        | Division Semifinals | Flyers      | 4 | 2 | 25 | 19 |
|            | 2008        | Conf. Quarterfinals | Flyers      | 4 | 3 | 23 | 20 |
| 2016       | First Round | Capitals            | 2           | 4 | 6 | 14 |    |

\*Flyers overcame an 0-3 series deficit to win the series 4 games to 3, becoming the fourth team in pro sports history and third team in NHL history to do so.



## TEAM-BY-TEAM PLAYOFF HISTORY

| TEAM          | SERIES | W | L | GP | W  | L  | GF  | GA  | LAST | RND | RESULT |
|---------------|--------|---|---|----|----|----|-----|-----|------|-----|--------|
| Boston        | 6      | 3 | 3 | 31 | 13 | 18 | 86  | 100 | 2011 | SF  | L4-0   |
| Buffalo       | 9      | 6 | 3 | 50 | 29 | 21 | 146 | 141 | 2011 | CQF | W4-3   |
| Calgary*      | 2      | 1 | 1 | 11 | 7  | 4  | 43  | 28  | 1981 | QF  | L3-4   |
| Chicago       | 2      | 0 | 2 | 10 | 2  | 8  | 30  | 45  | 2010 | F   | L2-4   |
| Colorado      | 2      | 2 | 0 | 11 | 7  | 4  | 39  | 29  | 1985 | CF  | W4-2   |
| Dallas**      | 2      | 2 | 0 | 11 | 8  | 3  | 41  | 26  | 1980 | SF  | W4-1   |
| Detroit       | 1      | 0 | 1 | 4  | 0  | 4  | 6   | 16  | 1997 | F   | L0-4   |
| Edmonton      | 3      | 1 | 2 | 15 | 7  | 8  | 44  | 49  | 1987 | F   | L3-4   |
| Florida       | 1      | 0 | 1 | 6  | 2  | 4  | 11  | 15  | 1996 | CSF | L2-4   |
| Montreal      | 6      | 3 | 3 | 31 | 15 | 16 | 89  | 93  | 2010 | CF  | W4-1   |
| New Jersey*** | 6      | 3 | 3 | 30 | 16 | 14 | 75  | 77  | 2010 | CQF | W4-1   |
| NY Islanders  | 4      | 3 | 1 | 25 | 14 | 11 | 83  | 69  | 1987 | DF  | W4-3   |
| NY Rangers    | 11     | 6 | 5 | 54 | 30 | 24 | 173 | 172 | 2014 | QF  | L3-4   |
| Ottawa        | 2      | 0 | 2 | 11 | 3  | 8  | 12  | 28  | 2003 | CSF | L2-4   |
| Pittsburgh    | 6      | 4 | 2 | 35 | 19 | 16 | 121 | 115 | 2009 | CQF | L2-4   |
| St. Louis     | 2      | 0 | 2 | 11 | 3  | 8  | 20  | 34  | 1969 | QF  | L0-4   |
| Tampa Bay     | 2      | 1 | 1 | 13 | 7  | 6  | 45  | 34  | 2004 | CF  | L3-4   |
| Toronto       | 6      | 5 | 1 | 36 | 22 | 14 | 119 | 85  | 2004 | CSF | W4-2   |
| Vancouver     | 1      | 1 | 0 | 3  | 2  | 1  | 15  | 9   | 1979 | PR  | W2-1   |
| Washington    | 5      | 2 | 3 | 29 | 13 | 16 | 84  | 99  | 2016 | FR  | L2-4   |

\*INCLUDES SERIES VS. ATLANTA FLAMES | \*\*INCLUDES SERIES VS. MINNESOTA NORTH STARS

\*\*\*INCLUDES SERIES VS. COLORADO ROCKIES

PR - INDICATES PRELIMINARY ROUND

FR - INDICATES FIRST ROUND

DSF - INDICATES DIVISION SEMIFINAL

DF - INDICATES DIVISION FINAL

CQF - INDICATES CONFERENCE QUARTERFINAL

CSF - INDICATES CONFERENCE SEMIFINAL

QF - INDICATES QUARTERFINAL

SF - INDICATES SEMIFINAL

CF - INDICATES CONFERENCE FINAL

F - INDICATES FINAL

## FLYERS PLAYOFF OVERTIME RECORD VS. NHL TEAMS

| TEAM                | HOME      |           |           | ROAD      |           |           | OVERALL   |           |           |
|---------------------|-----------|-----------|-----------|-----------|-----------|-----------|-----------|-----------|-----------|
|                     | GP        | W         | L         | GP        | W         | L         | GP        | W         | L         |
| Boston              | 5         | 2         | 3         | 3         | 1         | 2         | 8         | 3         | 5         |
| Buffalo             | 5         | 1         | 4         | 5         | 1         | 4         | 10        | 2         | 8         |
| Calgary/Atlanta     | 0         | 0         | 0         | 1         | 1         | 0         | 1         | 1         | 0         |
| Chicago             | 2         | 1         | 1         | 0         | 0         | 0         | 2         | 1         | 1         |
| Colorado/Quebec     | 0         | 0         | 0         | 2         | 0         | 2         | 2         | 0         | 2         |
| Dallas/Minnesota    | 1         | 1         | 0         | 0         | 0         | 0         | 1         | 1         | 0         |
| Edmonton            | 1         | 1         | 0         | 2         | 1         | 1         | 3         | 2         | 1         |
| Florida             | 1         | 0         | 1         | 1         | 0         | 1         | 2         | 0         | 2         |
| Montreal            | 1         | 1         | 0         | 4         | 2         | 2         | 5         | 3         | 2         |
| New Jersey/Colorado | 3         | 3         | 0         | 2         | 1         | 1         | 5         | 4         | 1         |
| NY Islanders        | 2         | 1         | 1         | 2         | 0         | 2         | 4         | 1         | 3         |
| NY Rangers          | 4         | 4         | 0         | 1         | 0         | 1         | 5         | 4         | 1         |
| Ottawa              | 3         | 1         | 2         | 0         | 0         | 0         | 3         | 1         | 2         |
| Pittsburgh          | 1         | 0         | 1         | 4         | 3         | 1         | 5         | 3         | 2         |
| St. Louis           | 0         | 0         | 0         | 2         | 1         | 1         | 2         | 1         | 1         |
| Tampa Bay           | 2         | 1         | 1         | 1         | 0         | 1         | 3         | 1         | 2         |
| Toronto             | 0         | 0         | 0         | 8         | 5         | 3         | 8         | 5         | 3         |
| Washington          | 3         | 2         | 1         | 2         | 1         | 1         | 5         | 3         | 2         |
| <b>TOTALS</b>       | <b>32</b> | <b>20</b> | <b>13</b> | <b>40</b> | <b>17</b> | <b>26</b> | <b>72</b> | <b>37</b> | <b>39</b> |





# FLYERS STANLEY CUP PLAYOFF RESULTS-1967-2016

## 1968

### QUARTERFINALS (3-4)

|      |           |   |    |           |      |   |
|------|-----------|---|----|-----------|------|---|
| 4/4  | St. Louis | 1 | at | FLYERS    | 0    | L |
| 4/6  | St. Louis | 3 | at | FLYERS    | 4    | W |
| 4/10 | FLYERS    | 2 | at | St. Louis | 3-OT | L |
| 4/11 | FLYERS    | 2 | at | St. Louis | 5    | L |
| 4/13 | St. Louis | 1 | at | FLYERS    | 6    | W |
| 4/16 | FLYERS    | 2 | at | St. Louis | 1-OT | W |
| 4/18 | St. Louis | 3 | at | FLYERS    | 1    | L |

## 1969

### QUARTERFINALS (0-4)

|     |           |   |    |           |   |   |
|-----|-----------|---|----|-----------|---|---|
| 4/2 | FLYERS    | 2 | at | St. Louis | 5 | L |
| 4/3 | FLYERS    | 0 | at | St. Louis | 5 | L |
| 4/5 | St. Louis | 3 | at | FLYERS    | 0 | L |
| 4/6 | St. Louis | 4 | at | FLYERS    | 1 | L |

## 1970 MISSED PLAYOFFS

## 1971

### QUARTERFINALS (0-4)

|      |         |   |    |         |   |   |
|------|---------|---|----|---------|---|---|
| 4/7  | FLYERS  | 2 | at | Chicago | 5 | L |
| 4/8  | FLYERS  | 2 | at | Chicago | 6 | L |
| 4/10 | Chicago | 3 | at | FLYERS  | 2 | L |
| 4/11 | Chicago | 6 | at | FLYERS  | 2 | L |

## 1972 MISSED PLAYOFFS

## 1973

### QUARTERFINALS (4-2)

|      |           |   |    |           |      |   |
|------|-----------|---|----|-----------|------|---|
| 4/4  | Minnesota | 3 | at | FLYERS    | 0    | L |
| 4/5  | Minnesota | 1 | at | FLYERS    | 4    | W |
| 4/7  | FLYERS    | 0 | at | Minnesota | 5    | L |
| 4/8  | FLYERS    | 3 | at | Minnesota | 0    | W |
| 4/10 | Minnesota | 2 | at | FLYERS    | 3-OT | W |
| 4/12 | FLYERS    | 4 | at | Minnesota | 1    | W |

### SEMIFINALS (1-4)

|      |          |   |    |          |      |   |
|------|----------|---|----|----------|------|---|
| 4/14 | FLYERS   | 5 | at | Montreal | 4-OT | W |
| 4/16 | FLYERS   | 3 | at | Montreal | 4-OT | L |
| 4/19 | Montreal | 2 | at | FLYERS   | 1    | L |
| 4/22 | Montreal | 4 | at | FLYERS   | 1    | L |
| 4/24 | FLYERS   | 3 | at | Montreal | 5    | L |

## 1974

### QUARTERFINALS (4-0)

|      |         |   |    |         |      |   |
|------|---------|---|----|---------|------|---|
| 4/9  | Atlanta | 1 | at | FLYERS  | 4    | W |
| 4/11 | Atlanta | 1 | at | FLYERS  | 5    | W |
| 4/12 | FLYERS  | 4 | at | Atlanta | 1    | W |
| 4/14 | FLYERS  | 4 | at | Atlanta | 3-OT | W |

### SEMIFINAL (4-3)

|      |            |   |    |            |      |   |
|------|------------|---|----|------------|------|---|
| 4/20 | NY Rangers | 0 | at | FLYERS     | 4    | W |
| 4/23 | NY Rangers | 2 | at | FLYERS     | 5    | W |
| 4/25 | FLYERS     | 3 | at | NY Rangers | 5    | L |
| 4/28 | FLYERS     | 1 | at | NY Rangers | 2-OT | L |
| 4/30 | NY Rangers | 1 | at | FLYERS     | 4    | W |
| 5/2  | FLYERS     | 1 | at | NY Rangers | 4    | L |
| 5/5  | NY Rangers | 3 | at | FLYERS     | 4    | W |

### STANLEY CUP FINAL (4-2)

|      |        |   |    |        |      |   |
|------|--------|---|----|--------|------|---|
| 5/7  | FLYERS | 2 | at | Boston | 3    | L |
| 5/9  | FLYERS | 3 | at | Boston | 2-OT | W |
| 5/12 | Boston | 1 | at | FLYERS | 4    | W |
| 5/14 | Boston | 2 | at | FLYERS | 4    | W |
| 5/16 | FLYERS | 1 | at | Boston | 5    | L |
| 5/19 | Boston | 0 | at | FLYERS | 1    | W |

## \*\*FLYERS WIN STANLEY CUP\*\*

## 1975

### QUARTERFINALS (4-0)

|      |         |   |    |         |      |   |
|------|---------|---|----|---------|------|---|
| 4/13 | Toronto | 3 | at | FLYERS  | 6    | W |
| 4/15 | Toronto | 0 | at | FLYERS  | 3    | W |
| 4/17 | FLYERS  | 2 | at | Toronto | 0    | W |
| 4/19 | FLYERS  | 4 | at | Toronto | 3-OT | W |

### SEMIFINALS (4-3)

|      |              |   |    |              |      |   |
|------|--------------|---|----|--------------|------|---|
| 4/29 | NY Islanders | 0 | at | FLYERS       | 4    | W |
| 5/1  | NY Islanders | 4 | at | FLYERS       | 5-OT | W |
| 5/4  | FLYERS       | 1 | at | NY Islanders | 0    | W |
| 5/7  | FLYERS       | 3 | at | NY Islanders | 4-OT | L |
| 5/8  | NY Islanders | 5 | at | FLYERS       | 1    | L |
| 5/11 | FLYERS       | 1 | at | NY Islanders | 2    | L |
| 5/13 | NY Islanders | 1 | at | FLYERS       | 4    | W |

### FINALS (4-2)

|      |         |   |    |         |      |   |
|------|---------|---|----|---------|------|---|
| 5/15 | Buffalo | 1 | at | FLYERS  | 4    | W |
| 5/18 | Buffalo | 1 | at | FLYERS  | 2    | W |
| 5/20 | FLYERS  | 4 | at | Buffalo | 5-OT | L |
| 5/22 | FLYERS  | 2 | at | Buffalo | 4    | L |
| 5/25 | Buffalo | 1 | at | FLYERS  | 5    | W |
| 5/27 | FLYERS  | 2 | at | Buffalo | 0    | W |

## \*\*FLYERS WIN STANLEY CUP\*\*

## 1976

### QUARTERFINALS (4-3)

|      |         |   |    |         |   |   |
|------|---------|---|----|---------|---|---|
| 4/12 | Toronto | 1 | at | FLYERS  | 4 | W |
| 4/13 | Toronto | 1 | at | FLYERS  | 3 | W |
| 4/15 | FLYERS  | 4 | at | Toronto | 5 | L |
| 4/17 | FLYERS  | 3 | at | Toronto | 4 | L |
| 4/20 | Toronto | 1 | at | FLYERS  | 7 | W |
| 4/22 | FLYERS  | 5 | at | Toronto | 8 | L |
| 4/25 | Toronto | 3 | at | FLYERS  | 7 | W |

### SEMIFINALS (4-1)

|      |        |   |    |        |      |   |
|------|--------|---|----|--------|------|---|
| 4/27 | Boston | 4 | at | FLYERS | 2    | L |
| 4/29 | Boston | 1 | at | FLYERS | 2-OT | W |
| 5/2  | FLYERS | 5 | at | Boston | 2    | W |
| 5/4  | FLYERS | 4 | at | Boston | 2    | W |
| 5/6  | Boston | 3 | at | FLYERS | 6    | W |

### STANLEY CUP FINAL (0-4)

|      |          |   |    |          |   |   |
|------|----------|---|----|----------|---|---|
| 5/9  | FLYERS   | 3 | at | Montreal | 4 | L |
| 5/11 | FLYERS   | 1 | at | Montreal | 2 | L |
| 5/13 | Montreal | 3 | at | FLYERS   | 2 | L |
| 5/16 | Montreal | 5 | at | FLYERS   | 3 | L |



# FLYERS STANLEY CUP PLAYOFF RESULTS-1967-2016

## 1977

### QUARTERFINALS (4-2)

|              |   |    |         |      |   |
|--------------|---|----|---------|------|---|
| 4/11 Toronto | 3 | at | FLYERS  | 2    | L |
| 4/13 Toronto | 4 | at | FLYERS  | 1    | L |
| 4/15 FLYERS  | 4 | at | Toronto | 3-OT | W |
| 4/17 FLYERS  | 6 | at | Toronto | 5-OT | W |
| 4/19 Toronto | 0 | at | FLYERS  | 2    | W |
| 4/21 FLYERS  | 4 | at | Toronto | 3    | W |

### SEMIFINALS (0-4)

|             |   |    |        |      |   |
|-------------|---|----|--------|------|---|
| 4/24 Boston | 4 | at | FLYERS | 3-OT | L |
| 4/26 Boston | 5 | at | FLYERS | 4-OT | L |
| 4/28 FLYERS | 1 | at | Boston | 2    | L |
| 5/1 FLYERS  | 0 | at | Boston | 3    | L |

## 1978

### PRELIMINARY ROUND (2-0)

|               |   |    |          |      |   |
|---------------|---|----|----------|------|---|
| 4/11 Colorado | 2 | at | FLYERS   | 3-OT | W |
| 4/13 FLYERS   | 3 | at | Colorado | 1    | W |

### QUARTERFINALS (4-1)

|              |   |    |         |   |   |
|--------------|---|----|---------|---|---|
| 4/17 Buffalo | 1 | at | FLYERS  | 4 | W |
| 4/19 Buffalo | 2 | at | FLYERS  | 3 | W |
| 4/22 FLYERS  | 1 | at | Buffalo | 4 | L |
| 4/23 FLYERS  | 4 | at | Buffalo | 2 | W |
| 4/25 Buffalo | 2 | at | FLYERS  | 4 | W |

### SEMIFINALS (1-4)

|             |   |    |        |      |   |
|-------------|---|----|--------|------|---|
| 5/2 FLYERS  | 2 | at | Boston | 3-OT | L |
| 5/4 FLYERS  | 5 | at | Boston | 7    | L |
| 5/7 Boston  | 1 | at | FLYERS | 3    | W |
| 5/9 Boston  | 4 | at | FLYERS | 2    | L |
| 5/11 FLYERS | 3 | at | Boston | 6    | L |

## 1979

### PRELIMINARY ROUND (2-1)

|                |   |    |           |   |   |
|----------------|---|----|-----------|---|---|
| 4/10 Vancouver | 3 | at | FLYERS    | 2 | L |
| 4/12 FLYERS    | 6 | at | Vancouver | 4 | W |
| 4/14 Vancouver | 2 | at | FLYERS    | 7 | W |

### QUARTERFINALS(1-4)

|                 |   |    |            |      |   |
|-----------------|---|----|------------|------|---|
| 4/16 NY Rangers | 2 | at | FLYERS     | 3-OT | W |
| 4/18 NY Rangers | 7 | at | FLYERS     | 1    | L |
| 4/20 FLYERS     | 1 | at | NY Rangers | 5    | L |
| 4/22 FLYERS     | 0 | at | NY Rangers | 6    | L |
| 4/24 NY Rangers | 8 | at | FLYERS     | 3    | L |

## 1980

### PRELIMINARY ROUND (3-0)

|              |   |    |          |      |   |
|--------------|---|----|----------|------|---|
| 4/8 Edmonton | 3 | at | FLYERS   | 4-OT | W |
| 4/9 Edmonton | 1 | at | FLYERS   | 5    | W |
| 4/11 FLYERS  | 3 | at | Edmonton | 2-OT | W |

### QUARTERFINALS(4-1)

|                 |   |    |            |   |   |
|-----------------|---|----|------------|---|---|
| 4/16 NY Rangers | 1 | at | FLYERS     | 2 | W |
| 4/17 NY Rangers | 1 | at | FLYERS     | 4 | W |
| 4/19 FLYERS     | 3 | at | NY Rangers | 0 | W |
| 4/20 FLYERS     | 2 | at | NY Rangers | 4 | L |
| 4/22 NY Rangers | 1 | at | FLYERS     | 3 | W |

### SEMIFINALS (4-1)

|                |   |    |           |   |   |
|----------------|---|----|-----------|---|---|
| 4/29 Minnesota | 6 | at | FLYERS    | 5 | L |
| 5/1 Minnesota  | 0 | at | FLYERS    | 7 | W |
| 5/4 FLYERS     | 5 | at | Minnesota | 3 | W |
| 5/6 FLYERS     | 3 | at | Minnesota | 2 | W |
| 5/8 Minnesota  | 3 | at | FLYERS    | 7 | W |

### STANLEY CUP FINAL (2-4)

|                   |   |    |              |      |   |
|-------------------|---|----|--------------|------|---|
| 5/13 NY Islanders | 4 | at | FLYERS       | 3-OT | L |
| 5/15 NY Islanders | 3 | at | FLYERS       | 8    | W |
| 5/17 FLYERS       | 2 | at | NY Islanders | 6    | L |
| 5/19 FLYERS       | 2 | at | NY Islanders | 5    | L |
| 5/22 NY Islanders | 3 | at | FLYERS       | 6    | W |
| 5/24 FLYERS       | 4 | at | NY Islanders | 5-OT | L |

## 1981

### PRELIMINARY ROUND (3-2)

|             |   |    |        |      |   |
|-------------|---|----|--------|------|---|
| 4/8 Quebec  | 4 | at | FLYERS | 6    | W |
| 4/9 Quebec  | 5 | at | FLYERS | 8    | W |
| 4/11 FLYERS | 0 | at | Quebec | 2    | L |
| 4/12 FLYERS | 3 | at | Quebec | 4-OT | L |
| 4/14 Quebec | 2 | at | FLYERS | 5    | W |

### QUARTERFINALS (3-4)

|              |   |    |         |   |   |
|--------------|---|----|---------|---|---|
| 4/16 Calgary | 0 | at | FLYERS  | 4 | W |
| 4/17 Calgary | 5 | at | FLYERS  | 4 | L |
| 4/19 FLYERS  | 1 | at | Calgary | 2 | L |
| 4/20 FLYERS  | 4 | at | Calgary | 5 | L |
| 4/22 Calgary | 4 | at | FLYERS  | 9 | W |
| 4/24 FLYERS  | 3 | at | Calgary | 2 | W |
| 4/26 Calgary | 4 | at | FLYERS  | 1 | L |

## 1982

### PATRICK DIVISION SEMIFINALS (1-3)

|                 |   |    |            |   |   |
|-----------------|---|----|------------|---|---|
| 4/7 FLYERS      | 4 | at | NY Rangers | 1 | W |
| 4/8 FLYERS      | 3 | at | NY Rangers | 7 | L |
| 4/10 NY Rangers | 4 | at | FLYERS     | 3 | L |
| 4/11 NY Rangers | 7 | at | FLYERS     | 5 | L |

## 1983

### PATRICK DIVISION SEMIFINALS (0-3)

|                |   |    |            |   |   |
|----------------|---|----|------------|---|---|
| 4/5 NY Rangers | 5 | at | FLYERS     | 3 | L |
| 4/7 NY Rangers | 4 | at | FLYERS     | 3 | L |
| 4/9 FLYERS     | 3 | at | NY Rangers | 9 | L |

## 1984

### PATRICK DIVISION SEMIFINALS (0-3)

|                |   |    |            |   |   |
|----------------|---|----|------------|---|---|
| 4/4 FLYERS     | 2 | at | Washington | 4 | L |
| 4/5 FLYERS     | 2 | at | Washington | 6 | L |
| 4/7 Washington | 5 | at | FLYERS     | 1 | L |

## 1985

### PATRICK DIVISION SEMIFINALS (3-0)

|                 |   |    |            |      |   |
|-----------------|---|----|------------|------|---|
| 4/10 NY Rangers | 4 | at | FLYERS     | 5-OT | W |
| 4/11 NY Rangers | 1 | at | FLYERS     | 3    | W |
| 4/13 FLYERS     | 6 | at | NY Rangers | 5    | W |



# FLYERS STANLEY CUP PLAYOFF RESULTS-1967-2016

## PATRICK DIVISION FINALS (4-1)

|      |              |   |    |              |   |   |
|------|--------------|---|----|--------------|---|---|
| 4/18 | NY Islanders | 0 | at | FLYERS       | 3 | W |
| 4/21 | NY Islanders | 2 | at | FLYERS       | 5 | W |
| 4/23 | FLYERS       | 5 | at | NY Islanders | 3 | W |
| 4/25 | FLYERS       | 2 | at | NY Islanders | 6 | L |
| 4/28 | NY Islanders | 0 | at | FLYERS       | 1 | W |

## WALES CONFERENCE FINALS (4-2)

|      |        |   |    |        |      |   |
|------|--------|---|----|--------|------|---|
| 5/5  | FLYERS | 1 | at | Quebec | 2-OT | L |
| 5/7  | FLYERS | 4 | at | Quebec | 2    | W |
| 5/9  | Quebec | 2 | at | FLYERS | 4    | W |
| 5/12 | Quebec | 5 | at | FLYERS | 3    | L |
| 5/14 | FLYERS | 2 | at | Quebec | 1    | W |
| 5/16 | Quebec | 0 | at | FLYERS | 3    | W |

## STANLEY CUP FINAL (1-4)

|      |          |   |    |          |   |   |
|------|----------|---|----|----------|---|---|
| 5/21 | Edmonton | 1 | at | FLYERS   | 4 | W |
| 5/23 | Edmonton | 3 | at | FLYERS   | 1 | L |
| 5/25 | FLYERS   | 3 | at | Edmonton | 4 | L |
| 5/28 | FLYERS   | 3 | at | Edmonton | 5 | L |
| 5/30 | FLYERS   | 3 | at | Edmonton | 8 | L |

## 1986

### PATRICK DIVISION SEMIFINALS (2-3)

|      |            |   |    |            |   |   |
|------|------------|---|----|------------|---|---|
| 4/9  | NY Rangers | 6 | at | FLYERS     | 2 | L |
| 4/10 | NY Rangers | 1 | at | FLYERS     | 2 | W |
| 4/12 | FLYERS     | 2 | at | NY Rangers | 5 | L |
| 4/14 | FLYERS     | 7 | at | NY Rangers | 1 | W |
| 4/15 | NY Rangers | 5 | at | FLYERS     | 2 | L |

## 1987

### PATRICK DIVISION SEMIFINALS (4-2)

|      |            |   |    |            |   |   |
|------|------------|---|----|------------|---|---|
| 4/8  | NY Rangers | 3 | at | FLYERS     | 0 | L |
| 4/9  | NY Rangers | 3 | at | FLYERS     | 8 | W |
| 4/11 | FLYERS     | 3 | at | NY Rangers | 0 | W |
| 4/12 | FLYERS     | 3 | at | NY Rangers | 6 | L |
| 4/14 | NY Rangers | 1 | at | FLYERS     | 3 | W |
| 4/16 | FLYERS     | 5 | at | NY Rangers | 0 | W |

### PATRICK DIVISION FINALS (4-3)

|      |              |   |    |              |   |   |
|------|--------------|---|----|--------------|---|---|
| 4/20 | NY Islanders | 2 | at | FLYERS       | 4 | W |
| 4/22 | NY Islanders | 2 | at | FLYERS       | 1 | L |
| 4/24 | FLYERS       | 4 | at | NY Islanders | 1 | W |
| 4/26 | FLYERS       | 6 | at | NY Islanders | 4 | W |
| 4/28 | NY Islanders | 2 | at | FLYERS       | 1 | L |
| 4/30 | FLYERS       | 2 | at | NY Islanders | 4 | L |
| 5/2  | NY Islanders | 1 | at | FLYERS       | 5 | W |

### WALES CONFERENCE FINALS (4-2)

|      |          |   |    |          |      |   |
|------|----------|---|----|----------|------|---|
| 5/4  | Montreal | 3 | at | FLYERS   | 4-OT | W |
| 5/6  | Montreal | 5 | at | FLYERS   | 2    | L |
| 5/8  | FLYERS   | 4 | at | Montreal | 3    | W |
| 5/10 | FLYERS   | 6 | at | Montreal | 3    | W |
| 5/12 | Montreal | 5 | at | FLYERS   | 2    | L |
| 5/14 | FLYERS   | 4 | at | Montreal | 3    | W |

### STANLEY CUP FINAL (3-4)

|      |          |   |    |          |      |   |
|------|----------|---|----|----------|------|---|
| 5/17 | FLYERS   | 2 | at | Edmonton | 4    | L |
| 5/20 | FLYERS   | 2 | at | Edmonton | 3-OT | L |
| 5/22 | Edmonton | 3 | at | FLYERS   | 5    | W |
| 5/24 | Edmonton | 4 | at | FLYERS   | 1    | L |
| 5/26 | FLYERS   | 4 | at | Edmonton | 3    | W |
| 5/28 | Edmonton | 2 | at | FLYERS   | 3    | W |
| 5/31 | FLYERS   | 1 | at | Edmonton | 3    | L |

## 1988

### PATRICK DIVISION SEMIFINALS (3-4)

|      |            |   |    |            |      |   |
|------|------------|---|----|------------|------|---|
| 4/6  | FLYERS     | 4 | at | Washington | 2    | W |
| 4/7  | FLYERS     | 4 | at | Washington | 5    | L |
| 4/9  | Washington | 3 | at | FLYERS     | 4    | W |
| 4/10 | Washington | 4 | at | FLYERS     | 5-OT | W |
| 4/12 | FLYERS     | 2 | at | Washington | 5    | L |
| 4/14 | Washington | 7 | at | FLYERS     | 2    | L |
| 4/16 | FLYERS     | 4 | at | Washington | 5-OT | L |

## 1989

### PATRICK DIVISION SEMIFINALS (4-2)

|      |            |   |    |            |      |   |
|------|------------|---|----|------------|------|---|
| 4/5  | FLYERS     | 2 | at | Washington | 3    | L |
| 4/6  | FLYERS     | 3 | at | Washington | 2    | W |
| 4/8  | Washington | 4 | at | FLYERS     | 3-OT | L |
| 4/9  | Washington | 2 | at | FLYERS     | 5    | W |
| 4/11 | FLYERS     | 8 | at | Washington | 5    | W |
| 4/13 | Washington | 3 | at | FLYERS     | 4    | W |

### PATRICK DIVISION FINALS (4-3)

|      |            |   |    |            |      |   |
|------|------------|---|----|------------|------|---|
| 4/17 | FLYERS     | 3 | at | Pittsburgh | 4    | L |
| 4/19 | FLYERS     | 4 | at | Pittsburgh | 2    | W |
| 4/21 | Pittsburgh | 4 | at | FLYERS     | 3-OT | L |
| 4/23 | Pittsburgh | 1 | at | FLYERS     | 4    | W |
| 4/25 | FLYERS     | 7 | at | Pittsburgh | 10   | L |
| 4/27 | Pittsburgh | 2 | at | FLYERS     | 6    | W |
| 4/29 | FLYERS     | 4 | at | Pittsburgh | 1    | W |

### WALES CONFERENCE FINALS (2-4)

|      |          |   |    |          |      |   |
|------|----------|---|----|----------|------|---|
| 5/1  | FLYERS   | 3 | at | Montreal | 1    | W |
| 5/3  | FLYERS   | 0 | at | Montreal | 3    | L |
| 5/5  | Montreal | 5 | at | FLYERS   | 1    | L |
| 5/7  | Montreal | 3 | at | FLYERS   | 0    | L |
| 5/9  | FLYERS   | 2 | at | Montreal | 1-OT | W |
| 5/11 | Montreal | 4 | at | FLYERS   | 2    | L |

## 1990 MISSED PLAYOFFS

## 1991 MISSED PLAYOFFS

## 1992 MISSED PLAYOFFS

## 1993 MISSED PLAYOFFS

## 1994 MISSED PLAYOFFS

## 1995

### EASTERN CONFERENCE QUARTERFINALS (4-1)

|      |         |   |    |         |      |   |
|------|---------|---|----|---------|------|---|
| 5/7  | Buffalo | 3 | at | FLYERS  | 4-OT | W |
| 5/8  | Buffalo | 1 | at | FLYERS  | 3    | W |
| 5/10 | FLYERS  | 1 | at | Buffalo | 3    | L |
| 5/12 | FLYERS  | 4 | at | Buffalo | 2    | W |
| 5/14 | Buffalo | 4 | at | FLYERS  | 6    | W |

### EASTERN CONFERENCE SEMIFINALS (4-0)

|      |            |   |    |            |      |   |
|------|------------|---|----|------------|------|---|
| 5/21 | NY Rangers | 4 | at | FLYERS     | 5-OT | W |
| 5/22 | NY Rangers | 3 | at | FLYERS     | 4-OT | W |
| 5/24 | FLYERS     | 5 | at | NY Rangers | 2    | W |
| 5/26 | FLYERS     | 4 | at | NY Rangers | 1    | W |



# FLYERS STANLEY CUP PLAYOFF RESULTS-1967-2016

## EASTERN CONFERENCE FINALS (2-4)

|      |            |   |    |            |      |   |
|------|------------|---|----|------------|------|---|
| 6/3  | New Jersey | 4 | at | FLYERS     | 1    | L |
| 6/5  | New Jersey | 5 | at | FLYERS     | 2    | L |
| 6/7  | FLYERS     | 3 | at | New Jersey | 2-OT | W |
| 6/10 | FLYERS     | 4 | at | New Jersey | 2    | W |
| 6/11 | New Jersey | 3 | at | FLYERS     | 2    | L |
| 6/13 | FLYERS     | 2 | at | New Jersey | 4    | L |

## 1996

### EASTERN CONFERENCE QUARTERFINALS (4-2)

|      |           |   |    |           |      |   |
|------|-----------|---|----|-----------|------|---|
| 4/16 | Tampa Bay | 3 | at | FLYERS    | 7    | W |
| 4/18 | Tampa Bay | 2 | at | FLYERS    | 1-OT | L |
| 4/21 | FLYERS    | 4 | at | Tampa Bay | 5-OT | L |
| 4/23 | FLYERS    | 4 | at | Tampa Bay | 1    | W |
| 4/25 | Tampa Bay | 1 | at | FLYERS    | 4    | W |
| 4/27 | FLYERS    | 6 | at | Tampa Bay | 1    | W |

### EASTERN CONFERENCE SEMIFINALS (2-4)

|      |         |   |    |         |      |   |
|------|---------|---|----|---------|------|---|
| 5/2  | Florida | 2 | at | FLYERS  | 0    | L |
| 5/4  | Florida | 2 | at | FLYERS  | 3    | W |
| 5/7  | FLYERS  | 3 | at | Florida | 1    | W |
| 5/9  | FLYERS  | 3 | at | Florida | 4-OT | L |
| 5/12 | Florida | 2 | at | FLYERS  | 1-OT | L |
| 5/14 | FLYERS  | 1 | at | Florida | 4    | L |

## 1997

### EASTERN CONFERENCE QUARTERFINALS (4-1)

|      |            |   |    |            |   |   |
|------|------------|---|----|------------|---|---|
| 4/17 | Pittsburgh | 1 | at | FLYERS     | 5 | W |
| 4/19 | Pittsburgh | 2 | at | FLYERS     | 3 | W |
| 4/21 | FLYERS     | 5 | at | Pittsburgh | 3 | W |
| 4/23 | FLYERS     | 1 | at | Pittsburgh | 4 | L |
| 4/26 | Pittsburgh | 3 | at | FLYERS     | 6 | W |

### EASTERN CONFERENCE SEMIFINALS (4-1)

|      |         |   |    |         |      |   |
|------|---------|---|----|---------|------|---|
| 5/3  | FLYERS  | 5 | at | Buffalo | 3    | W |
| 5/5  | FLYERS  | 2 | at | Buffalo | 1    | W |
| 5/7  | Buffalo | 1 | at | FLYERS  | 4    | W |
| 5/9  | Buffalo | 5 | at | FLYERS  | 4-OT | L |
| 5/11 | FLYERS  | 6 | at | Buffalo | 3    | W |

### EASTERN CONFERENCE FINALS (4-1)

|      |            |   |    |            |   |   |
|------|------------|---|----|------------|---|---|
| 5/16 | NY Rangers | 1 | at | FLYERS     | 3 | W |
| 5/18 | NY Rangers | 5 | at | FLYERS     | 4 | L |
| 5/20 | FLYERS     | 6 | at | NY Rangers | 3 | W |
| 5/23 | FLYERS     | 3 | at | NY Rangers | 2 | W |
| 5/25 | NY Rangers | 2 | at | FLYERS     | 4 | W |

### STANLEY CUP FINALS (0-4)

|      |         |   |    |         |   |   |
|------|---------|---|----|---------|---|---|
| 5/31 | Detroit | 4 | at | FLYERS  | 2 | L |
| 6/3  | Detroit | 4 | at | FLYERS  | 2 | L |
| 6/5  | FLYERS  | 1 | at | Detroit | 6 | L |
| 6/7  | FLYERS  | 1 | at | Detroit | 2 | L |

## 1998

### EASTERN CONFERENCE QUARTERFINALS (1-4)

|      |         |   |    |         |      |   |
|------|---------|---|----|---------|------|---|
| 4/22 | Buffalo | 3 | at | FLYERS  | 2    | L |
| 4/24 | Buffalo | 2 | at | FLYERS  | 3    | W |
| 4/27 | FLYERS  | 1 | at | Buffalo | 6    | L |
| 4/29 | FLYERS  | 1 | at | Buffalo | 4    | L |
| 5/1  | Buffalo | 3 | at | FLYERS  | 2-OT | L |

## 1999

### EASTERN CONFERENCE QUARTERFINALS (2-4)

|      |         |   |    |         |      |   |
|------|---------|---|----|---------|------|---|
| 4/22 | FLYERS  | 3 | at | Toronto | 0    | W |
| 4/24 | FLYERS  | 1 | at | Toronto | 2    | L |
| 4/26 | Toronto | 2 | at | FLYERS  | 1    | L |
| 4/28 | Toronto | 2 | at | FLYERS  | 5    | W |
| 4/30 | FLYERS  | 1 | at | Toronto | 2-OT | L |
| 5/2  | Toronto | 1 | at | FLYERS  | 0    | L |

## 2000

### EASTERN CONFERENCE QUARTERFINALS (4-1)

|      |         |   |    |         |      |   |
|------|---------|---|----|---------|------|---|
| 4/13 | Buffalo | 2 | at | FLYERS  | 3    | W |
| 4/14 | Buffalo | 1 | at | FLYERS  | 2    | W |
| 4/16 | FLYERS  | 2 | at | Buffalo | 0    | W |
| 4/18 | FLYERS  | 2 | at | Buffalo | 3-OT | L |
| 4/20 | Buffalo | 2 | at | FLYERS  | 5    | W |

### EASTERN CONFERENCE SEMIFINALS (4-2)

|      |            |   |    |            |       |   |
|------|------------|---|----|------------|-------|---|
| 4/27 | Pittsburgh | 2 | at | FLYERS     | 0     | L |
| 4/29 | Pittsburgh | 4 | at | FLYERS     | 1     | L |
| 5/2  | FLYERS     | 4 | at | Pittsburgh | 3-OT  | W |
| 5/4  | FLYERS     | 2 | at | Pittsburgh | 1-5OT | W |
| 5/7  | Pittsburgh | 3 | at | FLYERS     | 6     | W |
| 5/9  | FLYERS     | 2 | at | Pittsburgh | 1     | W |

### EASTERN CONFERENCE FINALS (3-4)

|      |            |   |    |            |   |   |
|------|------------|---|----|------------|---|---|
| 5/14 | New Jersey | 4 | at | FLYERS     | 1 | L |
| 5/16 | New Jersey | 3 | at | FLYERS     | 4 | W |
| 5/18 | FLYERS     | 4 | at | New Jersey | 2 | W |
| 5/20 | FLYERS     | 3 | at | New Jersey | 1 | W |
| 5/22 | New Jersey | 4 | at | FLYERS     | 1 | L |
| 5/24 | FLYERS     | 1 | at | New Jersey | 2 | L |
| 5/26 | New Jersey | 2 | at | FLYERS     | 1 | L |

## 2001

### EASTERN CONFERENCE QUARTERFINALS (2-4)

|      |         |   |    |         |      |   |
|------|---------|---|----|---------|------|---|
| 4/11 | Buffalo | 2 | at | FLYERS  | 1    | L |
| 4/14 | Buffalo | 4 | at | FLYERS  | 3-OT | L |
| 4/16 | FLYERS  | 3 | at | Buffalo | 2    | W |
| 4/17 | FLYERS  | 3 | at | Buffalo | 4-OT | L |
| 4/19 | Buffalo | 1 | at | FLYERS  | 3    | W |
| 4/21 | FLYERS  | 0 | at | Buffalo | 8    | L |

## 2002

### EASTERN CONFERENCE QUARTERFINALS (1-4)

|      |        |   |    |        |      |   |
|------|--------|---|----|--------|------|---|
| 4/17 | Ottawa | 0 | at | FLYERS | 1-OT | W |
| 4/20 | Ottawa | 3 | at | FLYERS | 0    | L |
| 4/22 | FLYERS | 0 | at | Ottawa | 3    | L |
| 4/24 | FLYERS | 0 | at | Ottawa | 3    | L |
| 4/26 | Ottawa | 2 | at | FLYERS | 1-OT | L |

## 2003

### EASTERN CONFERENCE QUARTERFINALS (4-3)

|      |         |   |    |         |       |   |
|------|---------|---|----|---------|-------|---|
| 4/9  | Toronto | 5 | at | FLYERS  | 3     | L |
| 4/11 | Toronto | 1 | at | FLYERS  | 4     | W |
| 4/14 | FLYERS  | 3 | at | Toronto | 4-2OT | L |
| 4/16 | FLYERS  | 3 | at | Toronto | 2-3OT | W |
| 4/19 | Toronto | 1 | at | FLYERS  | 4     | W |
| 4/21 | FLYERS  | 1 | at | Toronto | 2-2OT | L |
| 4/22 | Toronto | 1 | at | FLYERS  | 6     | W |



# FLYERS STANLEY CUP PLAYOFF RESULTS-1967-2016

## EASTERN CONFERENCE SEMIFINALS (2-4)

|      |        |   |    |        |      |   |
|------|--------|---|----|--------|------|---|
| 4/25 | FLYERS | 2 | at | Ottawa | 4    | L |
| 4/27 | FLYERS | 2 | at | Ottawa | 0    | W |
| 4/29 | Ottawa | 3 | at | FLYERS | 2-OT | L |
| 5/1  | Ottawa | 0 | at | FLYERS | 1    | W |
| 5/3  | FLYERS | 2 | at | Ottawa | 5    | L |
| 5/5  | Ottawa | 5 | at | FLYERS | 1    | L |

## 2004

### EASTERN CONFERENCE QUARTERFINALS (4-1)

|      |            |   |    |            |   |   |
|------|------------|---|----|------------|---|---|
| 4/8  | New Jersey | 2 | at | FLYERS     | 3 | W |
| 4/10 | New Jersey | 2 | at | FLYERS     | 3 | W |
| 4/12 | FLYERS     | 2 | at | New Jersey | 4 | L |
| 4/14 | FLYERS     | 3 | at | New Jersey | 0 | W |
| 4/17 | New Jersey | 1 | at | FLYERS     | 3 | W |

### EASTERN CONFERENCE SEMIFINALS (4-2)

|      |         |   |    |         |      |   |
|------|---------|---|----|---------|------|---|
| 4/22 | Toronto | 1 | at | FLYERS  | 3    | W |
| 4/25 | Toronto | 1 | at | FLYERS  | 2    | W |
| 4/28 | FLYERS  | 1 | at | Toronto | 4    | L |
| 4/30 | FLYERS  | 1 | at | Toronto | 3    | L |
| 5/2  | Toronto | 2 | at | FLYERS  | 7    | W |
| 5/4  | FLYERS  | 3 | at | Toronto | 2-OT | W |

### EASTERN CONFERENCE FINALS (3-4)

|      |           |   |    |           |      |   |
|------|-----------|---|----|-----------|------|---|
| 5/8  | FLYERS    | 1 | at | Tampa Bay | 3    | L |
| 5/10 | FLYERS    | 6 | at | Tampa Bay | 2    | W |
| 5/13 | Tampa Bay | 4 | at | FLYERS    | 1    | L |
| 5/15 | Tampa Bay | 2 | at | FLYERS    | 3    | W |
| 5/18 | FLYERS    | 2 | at | Tampa Bay | 4    | L |
| 5/20 | Tampa Bay | 4 | at | FLYERS    | 5-OT | W |
| 5/22 | FLYERS    | 1 | at | Tampa Bay | 2    | L |

## 2006

### EASTERN CONFERENCE QUARTERFINALS (2-4)

|      |         |   |    |         |       |   |
|------|---------|---|----|---------|-------|---|
| 4/22 | FLYERS  | 2 | at | Buffalo | 3-2OT | L |
| 4/24 | FLYERS  | 2 | at | Buffalo | 8     | L |
| 4/26 | Buffalo | 2 | at | FLYERS  | 4     | W |
| 4/28 | Buffalo | 4 | at | FLYERS  | 5     | W |
| 4/30 | FLYERS  | 0 | at | Buffalo | 3     | L |
| 5/2  | Buffalo | 7 | at | FLYERS  | 1     | L |

## 2007 MISSED PLAYOFFS

## 2008

### EASTERN CONFERENCE QUARTERFINALS (4-3)

|      |            |   |    |            |       |   |
|------|------------|---|----|------------|-------|---|
| 4/11 | FLYERS     | 4 | at | Washington | 5     | L |
| 4/13 | FLYERS     | 2 | at | Washington | 0     | W |
| 4/15 | Washington | 3 | at | FLYERS     | 6     | W |
| 4/17 | Washington | 3 | at | FLYERS     | 4-2OT | W |
| 4/19 | FLYERS     | 2 | at | Washington | 3     | L |
| 4/21 | Washington | 4 | at | FLYERS     | 2     | L |
| 4/22 | FLYERS     | 3 | at | Washington | 2-OT  | W |

### EASTERN CONFERENCE SEMIFINALS (4-1)

|      |          |   |    |          |      |   |
|------|----------|---|----|----------|------|---|
| 4/24 | FLYERS   | 3 | at | Montreal | 4-OT | L |
| 4/26 | FLYERS   | 4 | at | Montreal | 2    | W |
| 4/28 | Montreal | 2 | at | FLYERS   | 3    | W |
| 4/30 | Montreal | 2 | at | FLYERS   | 4    | W |
| 5/3  | FLYERS   | 6 | at | Montreal | 4    | W |

## EASTERN CONFERENCE FINALS (1-4)

|      |            |   |    |            |   |   |
|------|------------|---|----|------------|---|---|
| 5/9  | FLYERS     | 2 | at | Pittsburgh | 4 | L |
| 5/11 | FLYERS     | 2 | at | Pittsburgh | 4 | L |
| 5/13 | Pittsburgh | 4 | at | FLYERS     | 1 | L |
| 5/15 | Pittsburgh | 2 | at | FLYERS     | 4 | W |
| 5/18 | FLYERS     | 0 | at | Pittsburgh | 6 | L |

## 2009

### EASTERN CONFERENCE QUARTERFINALS (2-4)

|      |            |   |    |            |      |   |
|------|------------|---|----|------------|------|---|
| 4/15 | FLYERS     | 1 | at | Pittsburgh | 4    | L |
| 4/17 | FLYERS     | 2 | at | Pittsburgh | 3-OT | L |
| 4/19 | Pittsburgh | 3 | at | FLYERS     | 6    | W |
| 4/21 | Pittsburgh | 3 | at | FLYERS     | 1    | L |
| 4/23 | FLYERS     | 3 | at | Pittsburgh | 0    | W |
| 4/25 | Pittsburgh | 5 | at | FLYERS     | 3    | L |

## 2010

### EASTERN CONFERENCE QUARTERFINALS (4-1)

|      |            |   |    |            |      |   |
|------|------------|---|----|------------|------|---|
| 4/14 | FLYERS     | 2 | at | New Jersey | 1    | W |
| 4/16 | FLYERS     | 3 | at | New Jersey | 5    | L |
| 4/18 | New Jersey | 2 | at | FLYERS     | 3-OT | W |
| 4/20 | New Jersey | 1 | at | FLYERS     | 4    | W |
| 4/22 | FLYERS     | 3 | at | New Jersey | 0    | W |

### EASTERN CONFERENCE SEMIFINALS (4-3)

|      |        |   |    |        |      |   |
|------|--------|---|----|--------|------|---|
| 5/1  | FLYERS | 4 | at | Boston | 5-OT | L |
| 5/3  | FLYERS | 2 | at | Boston | 3    | L |
| 5/5  | Boston | 4 | at | FLYERS | 1    | L |
| 5/7  | Boston | 4 | at | FLYERS | 5-OT | W |
| 5/10 | FLYERS | 4 | at | Boston | 0    | W |
| 5/12 | Boston | 1 | at | FLYERS | 2    | W |
| 5/14 | FLYERS | 4 | at | Boston | 3    | W |

### EASTERN CONFERENCE FINALS (4-1)

|      |          |   |    |          |   |   |
|------|----------|---|----|----------|---|---|
| 5/16 | Montreal | 0 | at | FLYERS   | 6 | W |
| 5/18 | Montreal | 0 | at | FLYERS   | 3 | W |
| 5/20 | FLYERS   | 1 | at | Montreal | 5 | L |
| 5/22 | FLYERS   | 3 | at | Montreal | 0 | W |
| 5/24 | Montreal | 2 | at | FLYERS   | 4 | W |

### STANLEY CUP FINAL (2-4)

|      |         |   |    |         |      |   |
|------|---------|---|----|---------|------|---|
| 5/29 | FLYERS  | 5 | at | Chicago | 6    | L |
| 5/31 | FLYERS  | 1 | at | Chicago | 2    | L |
| 6/2  | Chicago | 3 | at | FLYERS  | 4-OT | W |
| 6/4  | Chicago | 3 | at | FLYERS  | 5    | W |
| 6/6  | FLYERS  | 4 | at | Chicago | 7    | L |
| 6/9  | Chicago | 4 | at | FLYERS  | 3-OT | L |

## 2011

### EASTERN CONFERENCE QUARTERFINALS (4-3)

|      |         |   |    |         |      |   |
|------|---------|---|----|---------|------|---|
| 4/14 | Buffalo | 1 | at | FLYERS  | 0    | L |
| 4/16 | Buffalo | 4 | at | FLYERS  | 5    | W |
| 4/18 | FLYERS  | 4 | at | Buffalo | 2    | W |
| 4/20 | FLYERS  | 0 | at | Buffalo | 1    | L |
| 4/22 | Buffalo | 4 | at | FLYERS  | 3-OT | L |
| 4/24 | FLYERS  | 5 | at | Buffalo | 4-OT | W |
| 4/26 | Buffalo | 2 | at | FLYERS  | 5    | W |



# FLYERS STANLEY CUP PLAYOFF RESULTS-1967-2016

## EASTERN CONFERENCE SEMIFINALS (0-4)

|      |        |   |    |        |      |   |
|------|--------|---|----|--------|------|---|
| 4/30 | Boston | 7 | at | FLYERS | 3    | L |
| 5/2  | Boston | 3 | at | FLYERS | 2-OT | L |
| 5/4  | FLYERS | 1 | at | Boston | 5    | L |
| 5/6  | FLYERS | 1 | at | Boston | 5    | L |

## 2012

### EASTERN CONFERENCE QUARTERFINALS (4-2)

|      |            |    |    |            |      |   |
|------|------------|----|----|------------|------|---|
| 4/11 | FLYERS     | 4  | at | Pittsburgh | 3-OT | W |
| 4/13 | FLYERS     | 8  | at | Pittsburgh | 5    | W |
| 4/15 | Pittsburgh | 4  | at | FLYERS     | 8    | W |
| 4/18 | Pittsburgh | 10 | at | FLYERS     | 3    | L |
| 4/20 | FLYERS     | 2  | at | Pittsburgh | 3    | L |
| 4/22 | Pittsburgh | 1  | at | FLYERS     | 5    | W |

### EASTERN CONFERENCE SEMIFINALS (1-4)

|      |            |   |    |            |      |   |
|------|------------|---|----|------------|------|---|
| 4/29 | New Jersey | 3 | at | FLYERS     | 4-OT | W |
| 5/1  | New Jersey | 4 | at | FLYERS     | 1    | L |
| 5/3  | FLYERS     | 3 | at | New Jersey | 4-OT | L |
| 5/6  | FLYERS     | 2 | at | New Jersey | 4    | L |
| 5/8  | New Jersey | 3 | at | FLYERS     | 1    | L |

## 2013 MISSED PLAYOFFS

## 2014

### EASTERN CONFERENCE QUARTERFINALS

|      |            |   |    |            |   |   |
|------|------------|---|----|------------|---|---|
| 4/17 | FLYERS     | 1 | at | NY Rangers | 4 | L |
| 4/20 | FLYERS     | 4 | at | NY Rangers | 2 | W |
| 4/22 | NY Rangers | 4 | at | FLYERS     | 1 | L |
| 4/25 | NY Rangers | 1 | at | FLYERS     | 2 | W |
| 4/27 | FLYERS     | 2 | at | NY Rangers | 4 | L |
| 4/29 | NY Rangers | 2 | at | FLYERS     | 5 | W |
| 4/30 | FLYERS     | 1 | at | NY Rangers | 2 | L |

## 2015 MISSED PLAYOFFS

## 2016

### FIRST ROUND

|      |            |   |    |            |   |   |
|------|------------|---|----|------------|---|---|
| 4/14 | FLYERS     | 0 | at | Washington | 2 | L |
| 4/16 | FLYERS     | 1 | at | Washington | 4 | L |
| 4/18 | Washington | 6 | at | Flyers     | 1 | L |
| 4/20 | Washington | 1 | at | Flyers     | 2 | W |
| 4/22 | FLYERS     | 2 | at | Washington | 0 | W |
| 4/24 | Washington | 1 | at | FLYERS     | 0 | L |



# FLYERS ALL-TIME PLAYOFF SCORING -1967-2016

| POS | PLAYER         | GP  | G  | A  | PTS | PIM | POS | PLAYER          | GP | G  | A  | PTS | PIM |
|-----|----------------|-----|----|----|-----|-----|-----|-----------------|----|----|----|-----|-----|
| C   | B. Clarke      | 136 | 42 | 77 | 119 | 152 | RW  | T. Amonte       | 31 | 4  | 11 | 15  | 10  |
| LW  | B. Propp       | 116 | 52 | 60 | 112 | 121 | D   | Joe Watson      | 84 | 3  | 12 | 15  | 82  |
| LW  | B. Barber      | 129 | 53 | 55 | 108 | 109 | LW  | J. van Riemsdyk | 39 | 11 | 4  | 15  | 10  |
| C   | R. MacLeish    | 108 | 53 | 52 | 105 | 38  | *RW | J. Voracek      | 24 | 5  | 10 | 15  | 16  |
| LW  | J. LeClair     | 116 | 35 | 39 | 74  | 68  | LW  | S. Podein       | 51 | 6  | 8  | 14  | 86  |
| C   | D. Briere      | 68  | 37 | 35 | 72  | 64  | RW  | M. Knuble       | 24 | 6  | 8  | 14  | 16  |
| RW  | T. Kerr        | 73  | 39 | 31 | 70  | 58  | D   | D. McGillis     | 40 | 5  | 9  | 14  | 48  |
| RW  | R. Leach       | 91  | 47 | 22 | 69  | 22  | C   | A. Zhamnov      | 18 | 4  | 10 | 14  | 8   |
| *C  | C. Giroux      | 63  | 23 | 39 | 62  | 35  | *C  | B. Schenn       | 24 | 3  | 11 | 14  | 23  |
| RW  | R. Tocchet     | 95  | 27 | 33 | 60  | 349 | D   | P. Svoboda      | 45 | 1  | 13 | 14  | 50  |
| C   | E. Lindros     | 50  | 24 | 33 | 57  | 118 | D   | B. McCrimmon    | 46 | 7  | 6  | 13  | 55  |
| C   | K. Linseman    | 41  | 11 | 42 | 53  | 135 | *RW | W. Simmonds     | 24 | 5  | 8  | 13  | 71  |
| D   | M. Howe        | 82  | 8  | 45 | 53  | 30  | C   | T. Bergen       | 17 | 4  | 9  | 13  | 8   |
| C   | R. Brind'Amour | 57  | 24 | 27 | 51  | 31  | C   | J. Otto         | 35 | 4  | 9  | 13  | 19  |
| D   | E. Desjardins  | 97  | 14 | 37 | 51  | 38  | RW  | B. Flett        | 28 | 3  | 10 | 13  | 21  |
| RW  | P. Holmgren    | 67  | 19 | 31 | 50  | 181 | D   | J. Niinimaa     | 19 | 1  | 12 | 13  | 12  |
| C   | M. Richards    | 63  | 16 | 34 | 50  | 49  | RW  | T. Klatt        | 36 | 8  | 4  | 12  | 12  |
| LW  | S. Gagne       | 90  | 32 | 15 | 47  | 26  | RW  | J. Lupul        | 18 | 5  | 7  | 12  | 4   |
| C   | M. Bridgman    | 74  | 13 | 30 | 43  | 201 | C   | M. Bullard      | 19 | 3  | 9  | 12  | 32  |
| C   | P. Eklund      | 57  | 10 | 33 | 43  | 4   | D   | C. Therien      | 99 | 2  | 10 | 12  | 68  |
| LW  | S. Hartnell    | 75  | 16 | 25 | 41  | 112 | D   | E. VanImpe      | 57 | 1  | 11 | 12  | 121 |
| LW  | R. Lonsberry   | 83  | 19 | 22 | 41  | 74  | LW  | L. Carson       | 44 | 3  | 8  | 11  | 56  |
| D   | B. Dailey      | 56  | 10 | 30 | 40  | 91  | LW  | D. Carcillo     | 33 | 5  | 6  | 11  | 69  |
| RW  | M. Recchi      | 65  | 19 | 20 | 39  | 18  | D   | D. Yushkevich   | 38 | 2  | 9  | 11  | 14  |
| C   | D. Poulin      | 63  | 17 | 22 | 39  | 53  | D   | K. Johnsson     | 23 | 2  | 9  | 11  | 18  |
| D   | Jim Watson     | 101 | 5  | 34 | 39  | 89  | RW  | K. Dineen       | 15 | 6  | 4  | 10  | 18  |
| RW  | G. Dornhoefer  | 80  | 17 | 19 | 36  | 203 | RW  | D. Zubrus       | 24 | 5  | 5  | 10  | 14  |
| C   | O. Kindrachuk  | 69  | 16 | 19 | 35  | 46  | RW  | A. Asham        | 29 | 5  | 4  | 9   | 16  |
| RW  | M. Renberg     | 50  | 14 | 20 | 34  | 24  | RW  | P. Falloon      | 26 | 6  | 3  | 9   | 4   |
| C   | K. Primeau     | 58  | 12 | 22 | 34  | 63  | RW  | S. Nolet        | 31 | 6  | 3  | 9   | 8   |
| C   | Ron Sutter     | 69  | 6  | 27 | 33  | 149 | RW  | K. Jones        | 24 | 5  | 4  | 9   | 28  |
| D   | B. Wilson      | 43  | 8  | 24 | 32  | 122 | D   | K. Haller       | 19 | 4  | 5  | 9   | 18  |
| D   | T. Bladon      | 78  | 8  | 24 | 32  | 68  | D   | G. Murphy       | 21 | 2  | 7  | 9   | 13  |
| RW  | I. Sinisalo    | 66  | 21 | 10 | 31  | 6   | D   | P. Coffey       | 17 | 1  | 8  | 9   | 6   |
| C   | P. Zedel       | 56  | 10 | 21 | 31  | 49  | D   | A. Delmore      | 20 | 6  | 2  | 8   | 16  |
| D   | D. Crossman    | 60  | 9  | 22 | 31  | 81  | C   | P. Forsberg     | 6  | 4  | 4  | 8   | 6   |
| RW  | D. Saleski     | 82  | 13 | 17 | 30  | 131 | *RW | M. Read         | 18 | 4  | 4  | 8   | 8   |
| D   | A. Dupont      | 108 | 13 | 15 | 28  | 306 | RW  | J. Jagr         | 11 | 1  | 7  | 8   | 2   |
| D   | M. Carle       | 51  | 3  | 23 | 26  | 18  | C   | D. Sittler      | 10 | 4  | 3  | 7   | 17  |
| LW  | V. Leino       | 30  | 10 | 16 | 26  | 6   | LW  | J. Paterson     | 17 | 3  | 4  | 7   | 70  |
| LW  | D. Smith       | 75  | 13 | 11 | 24  | 70  | RW  | S. Upshall      | 17 | 3  | 4  | 7   | 44  |
| LW  | M. Craven      | 44  | 9  | 15 | 24  | 28  | C   | A. Lacroix      | 15 | 2  | 5  | 7   | 0   |
| LW  | B. Kelly       | 101 | 9  | 14 | 23  | 172 | D   | M. Busniuk      | 25 | 2  | 5  | 7   | 34  |
| D   | K. Timonen     | 71  | 2  | 21 | 23  | 67  | LW  | D. Brashear     | 37 | 2  | 5  | 7   | 101 |
| D   | B. Coburn      | 72  | 2  | 21 | 23  | 55  | D   | A. Meszaros     | 12 | 2  | 4  | 6   | 8   |
| C   | J. Carter      | 47  | 13 | 3  | 21  | 34  | C   | M. Talbot       | 11 | 4  | 2  | 6   | 10  |
| C   | J. Roenick     | 36  | 7  | 14 | 21  | 30  | RW  | K. Versteeg     | 11 | 1  | 5  | 6   | 12  |
| RW  | S. Mellanby    | 50  | 9  | 11 | 20  | 90  | LW  | B. Sutherland   | 11 | 2  | 4  | 6   | 0   |
| C   | M. Handzus     | 37  | 7  | 13 | 20  | 18  | C   | A. Semenov      | 15 | 2  | 4  | 6   | 0   |
| C   | T. Crisp       | 47  | 7  | 13 | 20  | 8   | C   | R. DiMaio       | 18 | 2  | 4  | 6   | 4   |
| RW  | S. Kapanen     | 53  | 9  | 10 | 19  | 16  | D   | M. Timander     | 18 | 2  | 4  | 6   | 6   |
| LW  | A. Hill        | 51  | 8  | 11 | 19  | 43  | D   | V. Malakhov     | 17 | 1  | 5  | 6   | 12  |
| C   | D. Langkow     | 28  | 7  | 11 | 18  | 27  | RW  | J. Williams     | 17 | 1  | 5  | 6   | 12  |
| D   | L. Goodenough  | 21  | 3  | 15 | 18  | 8   | D   | T. Carkner      | 19 | 1  | 5  | 6   | 28  |
| D   | C. Pronger     | 26  | 4  | 14 | 18  | 36  | D   | M. Ragnarsson   | 27 | 1  | 5  | 6   | 20  |
| D   | B. Marsh       | 66  | 5  | 12 | 17  | 95  | C   | D. Powe         | 40 | 1  | 4  | 5   | 17  |
| C   | V. Prospal     | 22  | 4  | 13 | 17  | 10  | RW  | Rich Sutter     | 19 | 5  | 0  | 5   | 44  |
| C   | R. J. Umberger | 22  | 11 | 5  | 16  | 12  | C   | C. Lapointe     | 14 | 2  | 3  | 5   | 14  |
| D   | K. Dykhuis     | 50  | 7  | 9  | 16  | 42  | C   | K. Acton        | 16 | 2  | 3  | 5   | 18  |
| LW  | D. Schultz     | 61  | 7  | 9  | 16  | 363 | D   | E. Weinrich     | 18 | 2  | 3  | 5   | 16  |
| C   | D. Hawerchuk   | 29  | 5  | 11 | 16  | 12  | C   | F. Kennedy      | 7  | 1  | 4  | 5   | 14  |
| D   | K. Samuelsson  | 70  | 4  | 12 | 16  | 98  | C   | D. Quinn        | 12 | 1  | 4  | 5   | 6   |
| RW  | T. Gorence     | 37  | 9  | 6  | 15  | 47  | C   | C. MacTavish    | 15 | 1  | 4  | 5   | 20  |



# FLYERS ALL-TIME PLAYOFF SCORING -1967-2016

|    |                 |    |   |   |   |     |     |                  |    |   |   |   |    |
|----|-----------------|----|---|---|---|-----|-----|------------------|----|---|---|---|----|
| D  | D. Hatcher      | 21 | 1 | 4 | 5 | 50  | G   | G. Snow          | 13 | 0 | 2 | 2 | 11 |
| G  | R. Hextall      | 84 | 1 | 4 | 5 | 111 | D   | R. Bailey        | 14 | 0 | 2 | 2 | 23 |
| D  | J. Pitkanen     | 21 | 0 | 5 | 5 | 8   | D   | L. Kukkonen      | 14 | 0 | 2 | 2 | 6  |
| *C | S. Couturier    | 19 | 3 | 1 | 4 | 8   | D   | R. Parent        | 27 | 1 | 1 | 2 | 8  |
| C  | G. Peters       | 8  | 2 | 2 | 4 | 31  | LW  | P. Thoresen      | 14 | 0 | 2 | 2 | 4  |
| RW | B. Fedyk        | 9  | 2 | 2 | 4 | 8   | D   | J. Smith         | 17 | 0 | 2 | 2 | 4  |
| C  | R. Flockhart    | 9  | 2 | 2 | 4 | 6   | D   | M. Dvorak        | 18 | 0 | 2 | 2 | 6  |
| RW | R. Allison      | 10 | 2 | 2 | 4 | 20  | D   | J. Whys          | 18 | 0 | 2 | 2 | 51 |
| LW | R. Somik        | 15 | 2 | 2 | 4 | 10  | D   | J. Chychrun      | 19 | 0 | 2 | 2 | 65 |
| D  | T. Murray       | 18 | 2 | 2 | 4 | 10  | C   | P. White         | 19 | 0 | 2 | 2 | 0  |
| LW | V. Zelepkun     | 22 | 2 | 2 | 4 | 16  | RW  | I. Laperriere    | 13 | 0 | 1 | 1 | 6  |
| RW | D. Brown        | 54 | 2 | 2 | 4 | 173 | C   | M. Sillinger     | 3  | 1 | 0 | 1 | 0  |
| D  | J. Gauthier     | 7  | 1 | 3 | 4 | 6   | D   | D. Cherry        | 4  | 1 | 0 | 1 | 4  |
| C  | T. Tookev       | 10 | 1 | 3 | 4 | 2   | LW  | B. Lesuk         | 4  | 1 | 0 | 1 | 8  |
| C  | K. Manderville  | 24 | 1 | 3 | 4 | 24  | D   | D. Babych        | 5  | 1 | 0 | 1 | 4  |
| D  | F. Bathe        | 27 | 1 | 3 | 4 | 42  | *LW | M. Raffl         | 6  | 1 | 0 | 1 | 2  |
| LW | A. Secord       | 14 | 0 | 4 | 4 | 31  | *C  | C. VandeVelde    | 6  | 1 | 0 | 1 | 0  |
| D  | T. Harris       | 16 | 0 | 4 | 4 | 4   | C   | R. White         | 6  | 1 | 0 | 1 | 28 |
| D  | B. Ashbee       | 17 | 0 | 4 | 4 | 22  | *D  | A. MacDonald     | 6  | 1 | 0 | 1 | 2  |
| D  | R. Lapointe     | 29 | 0 | 4 | 4 | 40  | C   | J. Ross          | 9  | 1 | 0 | 1 | 0  |
| D  | L. Krajicek     | 22 | 0 | 3 | 3 | 8   | LW  | B. Savage        | 6  | 1 | 0 | 1 | 4  |
| RW | R. Paiement     | 3  | 3 | 0 | 3 | 0   | C   | J. Montgomery    | 8  | 1 | 0 | 1 | 2  |
| LW | D. Blackburn    | 11 | 3 | 0 | 3 | 10  | D   | J. J. Daigneault | 9  | 1 | 0 | 1 | 0  |
| D  | E. Gustafsson   | 9  | 2 | 1 | 3 | 4   | LW  | D. Kordic        | 12 | 1 | 0 | 1 | 22 |
| RW | B. Radivojevic  | 23 | 2 | 1 | 3 | 32  | C   | P. Sharp         | 12 | 1 | 0 | 1 | 2  |
| D  | J. Mair         | 3  | 1 | 2 | 3 | 4   | LW  | P. Juhlin        | 13 | 1 | 0 | 1 | 2  |
| LW | C. LaForge      | 5  | 1 | 2 | 3 | 15  | D   | B. Hoffmeyer     | 3  | 0 | 1 | 1 | 25 |
| RW | P. Hannigan     | 7  | 1 | 2 | 3 | 9   | D   | A. Stanley       | 3  | 0 | 1 | 1 | 4  |
| C  | B. Corkum       | 12 | 1 | 2 | 3 | 6   | RW  | M. Beyers        | 4  | 0 | 1 | 1 | 0  |
| C  | J. Dowd         | 17 | 1 | 2 | 3 | 4   | D   | A. Alberts       | 6  | 0 | 1 | 1 | 10 |
| RW | J. Druce        | 17 | 1 | 2 | 3 | 6   | *D  | B. Manning       | 6  | 0 | 1 | 1 | 4  |
| D  | D. Markov       | 18 | 1 | 2 | 3 | 25  | *LW | P. Bellemare     | 6  | 0 | 1 | 1 | 15 |
| LW | S. Antoski      | 20 | 1 | 2 | 3 | 38  | *D  | M. Streit        | 6  | 0 | 1 | 1 | 6  |
| RW | N. Zherdev      | 11 | 1 | 2 | 3 | 2   | RW  | M. Greig         | 5  | 0 | 1 | 1 | 0  |
| C  | L. Hachborn     | 7  | 0 | 3 | 3 | 7   | D   | P. Kubina        | 5  | 0 | 1 | 1 | 12 |
| D  | J. Modry        | 9  | 0 | 3 | 3 | 0   | G   | R. Moore         | 5  | 0 | 1 | 1 | 0  |
| D  | J. Miszuk       | 11 | 0 | 3 | 3 | 11  | RW  | G. Morrison      | 5  | 0 | 1 | 1 | 2  |
| D  | T. Eriksson     | 19 | 0 | 3 | 3 | 12  | C   | D. Plante        | 5  | 0 | 1 | 1 | 0  |
| D  | R. Jones        | 22 | 0 | 3 | 3 | 4   | LW  | M. Andersson     | 6  | 0 | 1 | 1 | 2  |
| D  | J. McIlhargey   | 24 | 0 | 3 | 3 | 66  | RW  | S. Downie        | 6  | 0 | 1 | 1 | 10 |
| C  | B. Betts        | 34 | 1 | 1 | 2 | 4   | D   | D. Gauthier      | 6  | 0 | 1 | 1 | 19 |
| RW | J. Paddock      | 3  | 2 | 0 | 2 | 0   | LW  | S. McCarthy      | 6  | 0 | 1 | 1 | 0  |
| C  | C. Gratton      | 5  | 2 | 0 | 2 | 10  | D   | F. Meyer         | 6  | 0 | 1 | 1 | 8  |
| C  | P. Nedved       | 6  | 2 | 0 | 2 | 8   | D   | M. Sykora        | 6  | 0 | 1 | 1 | 0  |
| RW | L. Rochefort    | 10 | 2 | 0 | 2 | 2   | C   | E. Hoekstra      | 7  | 0 | 1 | 1 | 0  |
| C  | B. Clement      | 18 | 2 | 0 | 2 | 12  | D   | L. Zeidel        | 7  | 0 | 1 | 1 | 12 |
| LW | C. Berube       | 45 | 2 | 0 | 2 | 100 | LW  | J. Gendron       | 8  | 0 | 1 | 1 | 6  |
| *D | S. Gostisbehere | 5  | 1 | 1 | 2 | 4   | D   | J. Vandermeer    | 8  | 0 | 1 | 1 | 9  |
| C  | S. Bernier      | 4  | 1 | 1 | 2 | 0   | C   | M. Murray        | 9  | 0 | 1 | 1 | 4  |
| LW | B. Selby        | 7  | 1 | 1 | 2 | 4   | D   | K. McCarthy      | 10 | 0 | 1 | 1 | 8  |
| C  | B. Dunlop       | 8  | 1 | 1 | 2 | 4   | G   | B. Froese        | 12 | 0 | 1 | 1 | 2  |
| C  | D. Nachbaur     | 9  | 1 | 1 | 2 | 17  | D   | N. Grossmann     | 13 | 0 | 1 | 1 | 10 |
| D  | G. Cochrane     | 11 | 1 | 1 | 2 | 24  | C   | D. Lacroix       | 16 | 0 | 1 | 1 | 26 |
| LW | R. Fedotenko    | 11 | 1 | 1 | 2 | 6   | D   | A. Burt          | 17 | 0 | 1 | 1 | 8  |
| D  | E. Hospodar     | 23 | 1 | 1 | 2 | 71  | G   | M. Biron         | 23 | 0 | 1 | 1 | 2  |
| D  | L. Hillman      | 4  | 0 | 2 | 2 | 2   | G   | P. Lindbergh     | 23 | 0 | 1 | 1 | 8  |
| RW | A. Daigle       | 5  | 0 | 2 | 2 | 0   | G   | W. Stephenson    | 23 | 0 | 1 | 1 | 2  |
| C  | A. Oates        | 5  | 0 | 2 | 2 | 0   | RW  | J. Hull          | 30 | 0 | 1 | 1 | 8  |
| RW | D. Ververgaert  | 5  | 0 | 2 | 2 | 2   | D   | L. Richardson    | 34 | 0 | 1 | 1 | 49 |
| C  | S. Gagner       | 6  | 0 | 2 | 2 | 8   | G   | M. Belhumeur     | 1  | 0 | 0 | 0 | 0  |
| C  | M. Bureau       | 6  | 0 | 2 | 2 | 2   | D   | M.A. Bourdon     | 1  | 0 | 0 | 0 | 0  |
| D  | S. Duchesne     | 6  | 0 | 2 | 2 | 2   | D   | C. Joseph        | 1  | 0 | 0 | 0 | 2  |
| C  | J. Johnson      | 7  | 0 | 2 | 2 | 2   | RW  | D. Laiberte      | 1  | 0 | 0 | 0 | 2  |
| LW | P. Ranheim      | 11 | 0 | 2 | 2 | 2   | RW  | A. MacAdam       | 1  | 0 | 0 | 0 | 0  |





# FLYERS ALL-TIME PLAYOFF SCORING -1967-2016

|     |                  |    |   |   |   |    |
|-----|------------------|----|---|---|---|----|
| D   | M. Mantha        | 1  | 0 | 0 | 0 | 0  |
| LW  | R. Romaniuk      | 1  | 0 | 0 | 0 | 0  |
| G   | D. Roussel       | 1  | 0 | 0 | 0 | 0  |
| D   | L. Sbisá         | 1  | 0 | 0 | 0 | 2  |
| D   | J. Slaney        | 1  | 0 | 0 | 0 | 0  |
| LW  | M. Stanekwicz    | 1  | 0 | 0 | 0 | 0  |
| D   | D. Tertyshtny    | 1  | 0 | 0 | 0 | 2  |
| D   | R. Zettler       | 1  | 0 | 0 | 0 | 2  |
| RW  | P. Brendl        | 2  | 0 | 0 | 0 | 0  |
| LW  | J. Shelley       | 2  | 0 | 0 | 0 | 2  |
| RW  | B. Dobbín        | 2  | 0 | 0 | 0 | 17 |
| LW  | B. Eager         | 2  | 0 | 0 | 0 | 26 |
| G   | B. Gamble        | 2  | 0 | 0 | 0 | 0  |
| G   | M. Laforest      | 2  | 0 | 0 | 0 | 10 |
| D   | C. McAllister    | 2  | 0 | 0 | 0 | 0  |
| G   | A. Niittymáki    | 2  | 0 | 0 | 0 | 0  |
| D   | B. Root          | 2  | 0 | 0 | 0 | 0  |
| RW  | P. J. Stock      | 2  | 0 | 0 | 0 | 0  |
| *RW | C. McDonald      | 3  | 0 | 0 | 0 | 0  |
| *C  | S. Laughton      | 3  | 0 | 0 | 0 | 0  |
| LW  | R. Cote          | 3  | 0 | 0 | 0 | 0  |
| RW  | G. Dionne        | 3  | 0 | 0 | 0 | 4  |
| RW  | P. Guay          | 3  | 0 | 0 | 0 | 4  |
| D   | M. Petit         | 3  | 0 | 0 | 0 | 6  |
| G   | G. Resch         | 3  | 0 | 0 | 0 | 0  |
| D   | D. Seidenberg    | 3  | 0 | 0 | 0 | 0  |
| D   | F. Arthur        | 4  | 0 | 0 | 0 | 2  |
| C   | H. Bennett       | 4  | 0 | 0 | 0 | 2  |
| D   | B. Hughes        | 4  | 0 | 0 | 0 | 6  |
| LW  | D. McAmmond      | 4  | 0 | 0 | 0 | 2  |
| C   | G. Meehan        | 4  | 0 | 0 | 0 | 0  |
| RW  | L. Morrison      | 4  | 0 | 0 | 0 | 2  |
| RW  | J. Sacco         | 4  | 0 | 0 | 0 | 0  |
| RW  | D. Sarrazin      | 4  | 0 | 0 | 0 | 0  |
| LW  | D. Sulliman      | 4  | 0 | 0 | 0 | 0  |
| RW  | N. Dimitrakos    | 5  | 0 | 0 | 0 | 2  |
| D   | W. Huber         | 5  | 0 | 0 | 0 | 2  |
| D   | D. Richter       | 5  | 0 | 0 | 0 | 21 |
| D   | M. Stothers      | 5  | 0 | 0 | 0 | 11 |
| C   | A. Stratton      | 5  | 0 | 0 | 0 | 0  |
| G   | K. Wregget       | 5  | 0 | 0 | 0 | 16 |
| G   | S. Burke         | 6  | 0 | 0 | 0 | 0  |
| G   | P. Myre          | 6  | 0 | 0 | 0 | 0  |
| D   | M. Rathje        | 6  | 0 | 0 | 0 | 6  |
| D   | G. Smyth         | 6  | 0 | 0 | 0 | 40 |
| G   | J. Vanbiesbrouck | 6  | 0 | 0 | 0 | 2  |
| *D  | N. Schultz       | 6  | 0 | 0 | 0 | 2  |
| *D  | R. Gudas         | 6  | 0 | 0 | 0 | 18 |
| *C  | N. Cousins       | 6  | 0 | 0 | 0 | 2  |
| C   | L. Angotti       | 7  | 0 | 0 | 0 | 2  |
| D   | O. Bartulis      | 7  | 0 | 0 | 0 | 4  |
| D   | M. Eaton         | 7  | 0 | 0 | 0 | 0  |
| LW  | T. Fedoruk       | 7  | 0 | 0 | 0 | 22 |
| LW  | B. Cowick        | 8  | 0 | 0 | 0 | 9  |
| LW  | C. Forbes        | 8  | 0 | 0 | 0 | 2  |
| D   | L. Hale          | 8  | 0 | 0 | 0 | 12 |
| D   | W. Hillman       | 8  | 0 | 0 | 0 | 0  |
| D   | K. Huffman       | 8  | 0 | 0 | 0 | 2  |
| D   | R. MacSweyn      | 8  | 0 | 0 | 0 | 6  |
| D   | A. Lilja         | 10 | 0 | 0 | 0 | 6  |
| G   | R. St. Croix     | 10 | 0 | 0 | 0 | 0  |
| D   | D. Syvret        | 10 | 0 | 0 | 0 | 0  |
| LW  | E. Wellwood      | 11 | 0 | 0 | 0 | 2  |
| RW  | A. Nodl          | 12 | 0 | 0 | 0 | 0  |

|    |              |    |   |   |   |    |
|----|--------------|----|---|---|---|----|
| D  | N. Barnes    | 12 | 0 | 0 | 0 | 8  |
| LW | D. Hoyda     | 12 | 0 | 0 | 0 | 17 |
| C  | Z. Rinaldo   | 14 | 0 | 0 | 0 | 64 |
| G  | D. Favell    | 16 | 0 | 0 | 0 | 2  |
| D  | D. Stanley   | 17 | 0 | 0 | 0 | 30 |
| G  | P. Peeters   | 20 | 0 | 0 | 0 | 2  |
| G  | B. Boucher   | 21 | 0 | 0 | 0 | 0  |
| G  | R. Cechmanek | 23 | 0 | 0 | 0 | 0  |
| G  | R. Esche     | 25 | 0 | 0 | 0 | 10 |
| G  | B. Parent    | 63 | 0 | 0 | 0 | 8  |

\*Still active on Flyers roster



# FLYERS ALL-TIME PLAYOFF GOALTENDER RECORDS -1967-2016

| PLAYER             | GP | MINS  | GA  | SO | AVG  | W  | L  |
|--------------------|----|-------|-----|----|------|----|----|
| Johan Backlund     | 1  | 1     | 0   | 0  | 0.00 | 0  | 0  |
| Dominic Roussel    | 1  | 23    | 0   | 0  | 0.00 | 0  | 0  |
| *Michal Neuvirth   | 3  | 178   | 2   | 1  | 0.67 | 1  | 1  |
| Mark LaForest      | 2  | 48    | 1   | 0  | 1.25 | 1  | 0  |
| John Vanbiesbrouck | 6  | 369   | 9   | 1  | 1.46 | 2  | 4  |
| Ken Wregget        | 5  | 268   | 10  | 0  | 2.24 | 2  | 2  |
| Roman Cechmanek    | 23 | 1,441 | 56  | 3  | 2.33 | 9  | 14 |
| Bernie Parent      | 63 | 3,824 | 152 | 6  | 2.38 | 35 | 28 |
| Michael Leighton   | 15 | 827   | 35  | 3  | 3.43 | 8  | 4  |
| Phil Myre          | 6  | 384   | 16  | 1  | 2.50 | 5  | 1  |
| Robert Esche       | 25 | 1,405 | 64  | 1  | 2.73 | 13 | 11 |
| Glenn Resch        | 3  | 43    | 2   | 0  | 2.79 | 0  | 0  |
| Garth Snow         | 13 | 700   | 33  | 0  | 2.83 | 8  | 4  |
| *Steve Mason       | 8  | 419   | 20  | 0  | 2.86 | 2  | 5  |
| Wayne Stephenson   | 23 | 1,362 | 65  | 2  | 2.86 | 10 | 10 |
| Martin Biron       | 23 | 1,423 | 68  | 2  | 2.87 | 11 | 12 |
| Ron Hextall        | 84 | 4,926 | 242 | 2  | 2.95 | 45 | 36 |
| Rick St.Croix      | 10 | 561   | 28  | 1  | 2.99 | 4  | 6  |
| Doug Favell        | 16 | 969   | 50  | 1  | 3.10 | 6  | 10 |
| Pelle Lindbergh    | 23 | 1,214 | 63  | 3  | 3.11 | 12 | 10 |
| Brian Boucher      | 42 | 2,384 | 94  | 2  | 3.13 | 21 | 18 |
| Pete Peeters       | 20 | 1,199 | 66  | 1  | 3.30 | 11 | 8  |
| Ilya Bryzgalov     | 11 | 642   | 37  | 0  | 3.46 | 5  | 7  |
| Ray Emery          | 3  | 172   | 10  | 0  | 3.49 | 1  | 2  |
| Sean Burke         | 6  | 323   | 18  | 0  | 3.54 | 1  | 4  |
| Bob Froese         | 12 | 593   | 37  | 0  | 3.74 | 2  | 6  |
| Robbie Moore       | 5  | 268   | 18  | 0  | 4.03 | 3  | 2  |
| Antero Niittymaki  | 2  | 73    | 5   | 0  | 4.11 | 0  | 0  |
| Sergei Bobrovsky   | 7  | 223   | 15  | 0  | 5.67 | 0  | 2  |
| Bruce Gamble       | 2  | 120   | 12  | 0  | 6.00 | 0  | 2  |
| Michel Belhumeur   | 1  | 10    | 1   | 0  | 6.00 | 0  | 0  |

\*Still active on Flyers roster

## FLYERS ALL-TIME PLAYOFF LEADERS - 1967-2016

### POINTS BY POSITION

| CENTER          | GP  | G  | A  | PTS |
|-----------------|-----|----|----|-----|
| Bobby Clarke    | 136 | 42 | 77 | 119 |
| Rick MacLeish   | 108 | 53 | 52 | 105 |
| Danny Briere    | 68  | 37 | 35 | 72  |
| *Claude Giroux  | 63  | 23 | 39 | 62  |
| Eric Lindros    | 50  | 24 | 33 | 57  |
| Ken Linseman    | 41  | 11 | 42 | 53  |
| Rod Brind'Amour | 57  | 24 | 27 | 51  |
| RIGHT WING      |     |    |    |     |
| Tim Kerr        | 73  | 39 | 31 | 70  |
| Reggie Leach    | 91  | 47 | 22 | 69  |
| Rick Tocchet    | 95  | 27 | 33 | 60  |
| Paul Holmgren   | 67  | 19 | 31 | 50  |
| Mark Recchi     | 65  | 19 | 20 | 39  |
| LEFT WING       |     |    |    |     |
| Brian Propp     | 116 | 52 | 60 | 112 |
| Bill Barber     | 129 | 53 | 55 | 108 |
| John LeClair    | 116 | 35 | 39 | 74  |
| Simon Gagne     | 71  | 23 | 12 | 47  |
| Scott Hartnell  | 75  | 16 | 25 | 41  |
| Ross Lonsberry  | 83  | 19 | 22 | 41  |
| DEFENSE         |     |    |    |     |
| Mark Howe       | 82  | 8  | 45 | 53  |
| Eric Desjardins | 97  | 14 | 37 | 51  |
| Bob Dailey      | 56  | 10 | 30 | 40  |
| Jim Watson      | 101 | 5  | 34 | 39  |
| Behn Wilson     | 43  | 8  | 24 | 32  |
| Tom Bladen      | 78  | 8  | 24 | 32  |

### CATEGORY LEADERS

| GOAL LEADERS    | PTS |
|-----------------|-----|
| Bill Barber     | 53  |
| Rick MacLeish   | 53  |
| Brian Propp     | 52  |
| Reggie Leach    | 47  |
| Bobby Clarke    | 42  |
| ASSIST LEADERS  |     |
| Bobby Clarke    | 77  |
| Brian Propp     | 60  |
| Bill Barber     | 55  |
| Rick MacLeish   | 52  |
| Mark Howe       | 45  |
| GAMES PLAYED    |     |
| Bobby Clarke    | 136 |
| Bill Barber     | 129 |
| John LeClair    | 116 |
| Brian Propp     | 116 |
| Rick MacLeish   | 108 |
| Andre Dupont    | 108 |
| GOALTENDER WINS |     |
| Ron Hextall     | 45  |
| Bernie Parent   | 35  |
| Brian Boucher   | 21  |
| Robert Esche    | 13  |
| Pelle Lindbergh | 12  |
| Martin Biron    | 11  |
| Pete Peeters    | 11  |



# FLYERS ALL-TIME PLAYOFF GAME-WINNING-GOALS - 1967-2016

|                         |                         |                                 |
|-------------------------|-------------------------|---------------------------------|
| Rick MacLeish.....10#   | Daymond Langkow .....2  | Mike Knuble .....1              |
| Danny Briere .....9     | Ville Leino .....3      | Joffrey Lupul .....1            |
| Reggie Leach .....8     | Brad McCrimmon.....2    | Andrew MacDonald .....1         |
| John LeClair.....8      | Shjon Podein.....2      | Danny Markov .....1             |
| Bobby Clarke .....7     | Jeremy Roenick .....2   | Scott Mellanby .....1           |
| Brian Propp.....7       | Derrick Smith.....2     | Gord Murphy.....1               |
| Bill Barber .....6      | RJ Umberger.....2       | Don Nachbaur .....1             |
| Simon Gagne .....6      | *Jakub Voracek.....2    | Janne Niinimaa .....1           |
| Tim Kerr .....6         | Behn Wilson.....2       | Joel Otto .....1                |
| Rick Tocchet.....6      | Peter Zezel .....2      | Rosaire Paiement .....1         |
| Ken Linseman .....5     | Shawn Antoski .....1    | Marcus Ragnarsson .....1        |
| Ross Lonsberry.....5    | Arron Asham.....1       | *Matt Read .....1               |
| Ilkka Sinisalo .....5   | Todd Bergen.....1       | Michael Richards .....1         |
| Eric Desjardins .....4  | Craig Berube .....1     | Leon Rochefort .....1           |
| Gary Dornhoefer .....4  | Don Blackburn .....1    | Kjell Samuelsson.....1          |
| Eric Lindros.....4      | Tom Bladon.....1        | Luke Schenn .....1              |
| Keith Primeau .....4    | Braydon Coburn .....1   | Dave Schultz .....1             |
| Mel Bridgman .....3     | Terry Crisp .....1      | Ron Sutter.....1                |
| Orest Kindrachuk .....3 | JJ Daigneault .....1    | Chris Therien.....1             |
| Dave Poulin.....3       | Rob DiMaio.....1        | Mattias Timander .....1         |
| Mark Recchi .....3      | Kevin Dineen.....1      | Scottie Upshall .....1          |
| Don Saleski .....3      | Pelle Eklund .....1     | James van Riemsdyk .....1       |
| Rod Brind'Amour .....2  | Ruslan Fedotenko .....1 | Jim Watson.....1                |
| Jeff Carter .....2      | Bill Flett.....1        | Ryan White .....1               |
| Murray Craven .....2    | Erik Gustafsson.....1   | Justin Williams .....1          |
| Bob Dailey .....2       | Kevin Haller.....1      | Dmitry Yushkevich .....1        |
| Andy Delmore .....2     | Michal Handzus.....1    | Alexei Zhamnov.....1            |
| Andre Dupont .....2     | Scott Hartnell .....1   | Nikolay Zherdev .....1          |
| Karl Dykhuis .....2     | Dale Hawerchuk .....1   | Valeri Zelepukin.....1          |
| Peter Forsberg .....2   | Al Hill .....1          | Dainius Zubrus.....1            |
| *Claude Giroux .....2   | Mark Howe.....1         |                                 |
| Paul Holmgren .....2    | Jaromir Jagr .....1     | # Includes Stanley Cup Winner   |
| Bob Kelly .....2#       | Kim Johnsson .....1     | * Still Active On Flyers Roster |
| Trent Klatt.....2       | Sami Kapanen .....1     |                                 |

## FLYERS PLAYOFF RECORDS - 1967-2016

### FLYERS STANLEY CUP RECORDS

YEARS IN PLAYOFFS – 38 of 48 years (of play)

GAMES PLAYED– 427

GAMES WON– 219

GAMES LOST– 208

SERIES PLAYED– 79

SERIES WON – 43

SERIES LOST– 36

FINALS APPEARANCES– 8

SEMIFINAL APPEARANCES - 15

### CHRONOLOGY

1968 FLYERS LOST QUARTERFINAL SERIES TO ST. LOUIS, 4-3

1969 FLYERS LOST QUARTERFINAL SERIES TO ST. LOUIS, 4-0

1970 FLYERS MISSED PLAYOFFS

1971 FLYERS LOST QUARTERFINAL SERIES TO CHICAGO, 4-0

1972 FLYERS MISSED PLAYOFFS

1973 FLYERS WON QUARTERFINAL SERIES

FROM MINNESOTA, 4-2

FLYERS LOST SEMIFINAL SERIES TO MONTREAL, 4-1

1974 FLYERS WON QUARTERFINAL SERIES FROM ATLANTA, 4-0

FLYERS WON SEMIFINAL SERIES FROM NY RANGERS, 4-3

FLYERS WON FINAL SERIES FROM BOSTON, 4-2 FOR

THE STANLEY CUP

1975 FLYERS WON QUARTERFINAL SERIES FROM TORONTO, 4-0  
FLYERS WON SEMIFINAL SERIES FROM NY ISLANDERS, 4-3  
FLYERS WON FINAL SERIES FROM BUFFALO, 4-2 FOR  
THE STANLEY CUP

1976 FLYERS WON QUARTERFINAL SERIES FROM TORONTO, 4-3  
FLYERS WON SEMIFINAL SERIES FROM BOSTON, 4-1  
FLYERS LOST FINAL SERIES TO MONTREAL, 4-0

1977 FLYERS WON QUARTERFINAL SERIES FROM TORONTO, 4-2  
FLYERS LOST SEMIFINAL SERIES TO BOSTON, 4-0

1978 FLYERS WON PRELIMINARY SERIES FROM COLORADO, 2-0  
FLYERS WON QUARTERFINAL SERIES FROM BUFFALO, 4-1  
FLYERS LOST SEMIFINAL SERIES TO BOSTON, 4-1

1979 FLYERS WON PRELIMINARY SERIES FROM VANCOUVER, 2-1  
FLYERS LOST QUARTERFINAL SERIES TO NY RANGERS, 4-1

1980 FLYERS WON PRELIMINARY SERIES FROM EDMONTON, 3-0  
FLYERS WON QUARTERFINAL SERIES FROM NY RANGERS, 4-1  
FLYERS WON SEMIFINAL SERIES FROM MINNESOTA, 4-1  
FLYERS LOST FINAL SERIES TO NY ISLANDERS, 4-2

1981 FLYERS WON PRELIMINARY SERIES FROM QUEBEC, 3-2  
FLYERS LOST QUARTERFINAL SERIES TO CALGARY, 4-3

1982 FLYERS LOST DIVISIONAL SEMIFINAL SERIES TO  
NY RANGERS, 3-1

1983 FLYERS LOST DIVISIONAL SEMIFINAL SERIES TO  
NY RANGERS, 3-0



# FLYERS PLAYOFF RECORDS - 1967-2016

- 1984 FLYERS LOST DIVISIONAL SEMIFINAL SERIES TO WASHINGTON, 3-0
- 1985 FLYERS WON DIVISIONAL SEMIFINAL SERIES FROM NY RANGERS, 3-0  
FLYERS WON DIVISIONAL FINAL SERIES FROM NY ISLANDERS, 4-1  
FLYERS WON CONFERENCE FINAL SERIES FROM QUEBEC, 4-2  
FLYERS LOST FINAL SERIES TO EDMONTON, 4-1
- 1986 FLYERS LOST DIVISIONAL SEMIFINAL SERIES TO NY RANGERS, 3-2
- 1987 FLYERS WON DIVISIONAL SEMIFINAL SERIES FROM NY RANGERS, 4-2  
FLYERS WON DIVISIONAL FINAL SERIES FROM NY ISLANDERS, 4-3  
FLYERS WON CONFERENCE FINAL SERIES FROM MONTREAL, 4-2  
FLYERS LOST FINAL SERIES TO EDMONTON, 4-3
- 1988 FLYERS LOST DIVISIONAL SEMIFINAL SERIES TO WASHINGTON, 4-3
- 1989 FLYERS WON DIVISIONAL SEMIFINAL SERIES FROM WASHINGTON, 4-2  
FLYERS WON DIVISIONAL FINAL SERIES FROM PITTSBURGH, 4-3  
FLYERS LOST CONFERENCE FINAL SERIES TO MONTREAL, 4-2
- 1990 FLYERS MISSED PLAYOFFS
- 1991 FLYERS MISSED PLAYOFFS
- 1992 FLYERS MISSED PLAYOFFS
- 1993 FLYERS MISSED PLAYOFFS
- 1994 FLYERS MISSED PLAYOFFS
- 1995 FLYERS WON CONFERENCE QUARTERFINAL SERIES FROM BUFFALO, 4-1  
FLYERS WON CONFERENCE SEMIFINAL SERIES FROM NY RANGERS, 4-0  
FLYERS LOST CONFERENCE FINAL TO NEW JERSEY, 4-2
- 1996 FLYERS WON CONFERENCE QUARTERFINAL SERIES FROM TAMPA BAY, 4-2  
FLYERS LOST CONFERENCE SEMIFINAL SERIES TO FLORIDA, 4-2
- 1997 FLYERS WON CONFERENCE QUARTERFINAL SERIES FROM PITTSBURGH, 4-1  
FLYERS WON CONFERENCE SEMIFINAL SERIES FROM BUFFALO, 4-1  
FLYERS WON CONFERENCE FINAL SERIES FROM NY RANGERS, 4-1  
FLYERS LOST FINAL SERIES TO DETROIT, 4-0
- 1998 FLYERS LOST CONFERENCE QUARTERFINAL SERIES TO BUFFALO, 4-1
- 1999 FLYERS LOST CONFERENCE QUARTERFINAL SERIES TO TORONTO, 4-2
- 2000 FLYERS WON CONFERENCE QUARTERFINAL SERIES FROM BUFFALO, 4-1  
FLYERS WON CONFERENCE SEMIFINAL SERIES FROM PITTSBURGH, 4-2  
FLYERS LOST CONFERENCE FINAL SERIES TO NEW JERSEY, 4-3
- 2001 FLYERS LOST CONFERENCE QUARTERFINAL SERIES TO BUFFALO, 4-2
- 2002 FLYERS LOST CONFERENCE QUARTERFINAL SERIES TO OTTAWA, 4-1
- 2003 FLYERS WON CONFERENCE QUARTERFINAL SERIES FROM TORONTO, 4-3  
FLYERS LOST CONFERENCE SEMIFINAL SERIES TO OTTAWA, 4-2
- 2004 FLYERS WON CONFERENCE QUARTERFINAL SERIES FROM NEW JERSEY, 4-1  
FLYERS WON CONFERENCE SEMIFINAL SERIES FROM TORONTO, 4-2  
FLYERS LOST CONFERENCE FINAL SERIES TO TAMPA BAY, 4-3
- 2006 FLYERS LOST CONFERENCE QUARTERFINAL SERIES TO BUFFALO, 4-2
- 2007 FLYERS MISSED PLAYOFFS
- 2008 FLYERS WON CONFERENCE QUARTERFINAL SERIES FROM WASHINGTON, 4-3  
FLYERS WON CONFERENCE SEMIFINAL SERIES FROM MONTREAL, 4-1  
FLYERS LOST CONFERENCE FINAL SERIES TO PITTSBURGH, 4-1
- 2009 FLYERS LOST CONFERENCE QUARTERFINAL SERIES TO PITTSBURGH, 4-2
- 2010 FLYERS WON CONFERENCE QUARTERFINAL SERIES FROM NEW JERSEY, 4-1  
FLYERS WON CONFERENCE SEMIFINAL SERIES FROM BOSTON, 4-3  
FLYERS WON CONFERENCE FINAL SERIES FROM MONTREAL, 4-1  
FLYERS LOST FINAL SERIES TO CHICAGO, 4-2
- 2011 FLYERS WON CONFERENCE QUARTERFINAL SERIES FROM BUFFALO, 4-3  
FLYERS LOST CONFERENCE SEMIFINAL SERIES TO BOSTON, 4-0
- 2012 FLYERS WON CONFERENCE QUARTERFINAL SERIES FROM PITTSBURGH 4-2  
FLYERS LOST CONFERENCE SEMIFINAL SERIES TO NEW JERSEY 4-1
- 2013 FLYERS MISSED PLAYOFFS
- 2014 FLYERS LOST CONFERENCE QUARTERFINAL SERIES TO NY RANGERS 4-3
- 2015 FLYERS MISSED PLAYOFFS
- 2016 FLYERS LOST FIRST ROUND SERIES TO WASHINGTON 4-2

## TEAM RECORDS: PLAYOFF STREAKS

### LONGEST...

#### WIN STREAK-8 GAMES

1974 Finals #6 through 1975 Semifinals #3 May 19, 1974 through May 4, 1975

#### WIN STREAK AT HOME-13 GAMES

1974 Quarterfinals #1 through 1975 Semifinals #2 April 9, 1974 through May 1, 1975

#### WIN STREAK ON ROAD-5 GAMES

1995 Conference Quarterfinals #4 through Conference Finals #4 May 12, 1995 through June 10, 1995

1997 Conference Semifinals #1 through Conference Finals #4 May 3, 1997 through May 23, 1997

2000 Conference Semifinals #3 through Conference Finals #4 May 2, 2000 through May 20, 2000

#### LOSING STREAK -- 10 GAMES

1968 Quarterfinals #7 through 1973 Quarterfinals #1 April 18, 1968 through April 4, 1973

#### LOSING STREAK AT HOME -- 6 GAMES

1981 Quarterfinals #7 through 1984 Division Semifinals #3 April 26, 1981 through April 7, 1984



# FLYERS PLAYOFF RECORDS - 1967-2016

## LOSING STREAK ON ROAD -- 7 GAMES

1980 Finals #3 through 1981 Quarterfinals #4 May 17, 1980 through April 20, 1981

### TEAM RECORDS: PLAYOFF YEAR

#### ***MOST...***

|                   |     |            |
|-------------------|-----|------------|
| GAMES PLAYED*     | 26  | 1987       |
| GOALS             | 85  | 1974       |
| ASSISTS           | 132 | 1987       |
| GOALS AGAINST     | 73  | 1987       |
| PENALTY MINUTES   | 714 | 1987       |
| POWER PLAY GOALS  | 23  | 2010       |
| SHORTHANDED GOALS | 8   | 1989       |
| SHUTOUTS          | 5   | 1975, 2010 |

### TEAM RECORDS: PLAYOFF SERIES

#### ***MOST...***

|   |  |
|---|--|
| GOALS-33                                | vs. Toronto, 1976 Quarterfinals  |
| GOALS, TWO-GAME SERIES-6                | vs. Colorado, 1978 Preliminary series  |
| GOALS, THREE-GAME SERIES-15             | vs. Vancouver, 1979 Preliminary series   |
| GOALS, FOUR-GAME SERIES-18              | vs. Toronto, 1975 Quarterfinals<br>vs. NY Rangers, 1995 Conference Semifinals  |
| GOALS, FIVE-GAME SERIES-27              | vs. Minnesota, 1980 Semifinals   |
| GOALS, SIX-GAME SERIES - 30             | vs. Pittsburgh, 2012 Conference Quarterfinals  |
| GOALS, SEVEN-GAME SERIES-33             | vs. Toronto, 1976 Quarterfinals  |
| GOALS AGAINST-28                        | vs. NY Rangers, 1979 Quarterfinals   |
| GOALS AGAINST, TWO-GAME SERIES-3        | vs. Colorado, 1978 Preliminary series  |
| GOALS AGAINST, THREE-GAME SERIES-18     | vs. NY Rangers, 1983 Preliminary series  |
| GOALS AGAINST, FOUR-GAME SERIES-20      | vs. Chicago, 1971 Quarterfinals  |
| GOALS AGAINST, FIVE-GAME SERIES-28      | vs. NY Rangers, 1979 Quarterfinals   |
| GOALS AGAINST, SIX-GAME SERIES - 26     | vs. NY Islanders, 1980 Finals<br>vs. Pittsburgh, 2012 Conference Quarterfinals   |
| GOALS AGAINST, SEVEN-GAME SERIES-23     | vs. Toronto, 1976 Quarterfinals  |
| GOALS, BOTH TEAMS-56                    | vs. Toronto (FLYERS 33/Toronto 23), 1976 Quarterfinals<br>vs. Pittsburgh (Flyers 30/Pittsburgh 36), 2012 Quarterfinals |
| GOALS, BOTH TEAMS, TWO-GAME SERIES-9    | vs. Colorado (FLYERS 6/Colorado 3), 1978 Preliminary series  |
| GOALS, BOTH TEAMS, THREE-GAME SERIES-27 | vs. NY Rangers (FLYERS 9/Rangers 18), 1983 Division Semifinals   |
| GOALS, BOTH TEAMS, FOUR-GAME SERIES-34  | vs. NY Rangers (Rangers 19/FLYERS 15), 1982 Division Semifinals  |

## GOALS, BOTH TEAMS, FIVE-GAME SERIES-41

vs. Minnesota (FLYERS 27/Minnesota 14), 1980 Semifinals

## GOALS, BOTH TEAMS, SIX-GAME SERIES - 56

vs. Pittsburgh (Flyers 30/Penguins 26), 2012 Quarterfinals

## GOALS, BOTH TEAMS, SEVEN-GAME SERIES-56

vs. Toronto (FLYERS 33/Toronto 23), 1976 Quarterfinals

## PENALTIES-95

vs. Washington, 1988 Division Semifinals

## PENALTIES BY OPPONENT-82

vs. Washington, 1988 Division Semifinals

## PENALTIES, BOTH TEAMS-177

vs. Washington, 1988 Division Semifinals

## PENALTY MINUTES-298

vs. Washington, 1988 Division Semifinals

## PENALTY MINUTES BY OPPONENT-230

vs. Toronto, 1976 Quarterfinals

## PENALTY MINUTES, BOTH TEAMS-525

vs. Toronto, 1976 Quarterfinals

## POWER PLAY GOALS - 12

vs. Pittsburgh, 2012 Conference Quarterfinals

## POWER PLAY GOALS AGAINST\*\*-15

vs. NY Islanders, 1980 Finals

## POWER PLAY GOALS, BOTH TEAMS\*\*-21

vs. NY Islanders (Islanders 15/FLYERS 6), 1980 Finals

vs. Pittsburgh (FLYERS 11/Pittsburgh 10), 1989 Division Finals

## SHORTHANDED GOALS-4

vs. Pittsburgh, 1989 Division Finals

## SHUTOUTS-3

vs. Montreal, 2010 Conf. Finals

## SHUTOUTS AGAINST-3

vs. Ottawa, 2002 Eastern Conference Quarterfinals

#### ***FEWEST...***

#### GOALS-2

vs. Ottawa, 2002 Eastern Conference Quarterfinals

#### GOALS, TWO-GAME SERIES-6

vs. Colorado, 1978 Preliminary series

#### GOALS, THREE-GAME SERIES-5

vs. Washington, 1984 Division Semifinals

#### GOALS, FOUR-GAME SERIES-3

vs. St. Louis, 1969 Quarterfinals

#### GOALS, FIVE-GAME SERIES\*-2

vs. Ottawa, 2002 Eastern Conference Quarterfinals

#### GOALS, SIX-GAME SERIES - 6

vs. Washington, 2016 First Round

#### GOALS, SEVEN-GAME SERIES-15

vs. New Jersey, 2000 Conference Finals

#### GOALS AGAINST-3

vs. Colorado, 1978 Preliminary series

#### GOALS AGAINST, TWO-GAME SERIES-3

vs. Colorado, 1978 Preliminary series

#### GOALS AGAINST, THREE-GAME SERIES-6

vs. Edmonton, 1980 Preliminary series

#### GOALS AGAINST, FOUR-GAME SERIES-6

vs. Atlanta, 1974 Quarterfinals

vs. Toronto, 1975 Quarterfinals



# FLYERS PLAYOFF RECORDS - 1967-2016

**GOALS AGAINST, FIVE-GAME SERIES-7**  
vs. Montreal, 2010 Conf. Finals  
vs. NY Rangers, 1980 Quarterfinals

**GOALS AGAINST, SIX-GAME SERIES-9**  
vs. Toronto, 1999 Conference Quarterfinals

**GOALS AGAINST, SEVEN-GAME SERIES-16**  
vs. NY Islanders, 1975 Semifinals  
vs. Toronto, 2003 Eastern Conference Quarterfinals

**GOALS, BOTH TEAMS-9**  
vs. Colorado (FLYERS 6/Colorado 3), 1978 Preliminary series

**GOALS, BOTH TEAMS, TWO-GAME SERIES-9**  
vs. Colorado (FLYERS 6/Colorado 3), 1978 Preliminary series

**GOALS, BOTH TEAMS, THREE-GAME SERIES-18**  
vs. Edmonton (FLYERS 12/Edmonton 6), 1980 Preliminary series

**GOALS, BOTH TEAMS, FOUR-GAME SERIES-20**  
vs. St. Louis (St. Louis 17/FLYERS 3), 1969 Quarterfinals

**GOALS, BOTH TEAMS, FIVE-GAME SERIES-13**  
vs. Ottawa (FLYERS 2/Senators 11), 2002 Eastern Conference Quarterfinals

**GOALS, BOTH TEAMS, SIX-GAME SERIES - 20**  
vs. Toronto (FLYERS 11/Toronto 9),  
1999 Conference Quarterfinals  
vs. Washington (FLYERS 6/Washington 14),  
2016 First Round

**GOALS, BOTH TEAMS, SEVEN-GAME SERIES-33**  
vs. New Jersey (New Jersey 18/FLYERS 15), 2000 Conference Finals

**PENALTY MINUTES-29**  
vs. Colorado, 1978 Preliminary series

## TEAM RECORDS: PLAYOFF GAME

### MOST...

**DECISIVE WIN-7-0**  
vs. Minnesota, 1980 Semifinals #2, May 1, 1980

**DECISIVE WIN AT HOME-7-0**  
vs. Minnesota, 1980 Semifinals #2, May 1, 1980

**DECISIVE WIN ON ROAD-7-1**  
vs. NY Rangers, 1986 Division Semifinals #4, April 14, 1986

**DECISIVE LOSS-8-0**  
at Buffalo, 2001 Conf. Quarterfinals #6, April 21, 2001

**DECISIVE LOSS AT HOME-7-1**  
vs. NY Rangers, 1979 Quarterfinals #2, April 18, 1979  
vs. Buffalo, 2006 Conf. Quarterfinals #6, May 2, 2006

**DECISIVE LOSS ON ROAD-8-0**  
at Buffalo, 2001 Conf. Quarterfinals #6, April 21, 2001

**GOALS-9**  
vs. Calgary, 1981 Quarterfinals #5, April 22, 1981

**GOALS AGAINST-10**  
vs. Pittsburgh, 1989 Division Finals, #5, April 25, 1989  
vs. Pittsburgh, 2012 Quarterfinals, #4, April 18, 2012

**GOALS, BOTH TEAMS-17**  
at Pittsburgh (Pittsburgh 10/FLYERS 7), 1989 Division Finals, #5, April 25, 1989

**POWER PLAY GOALS, BOTH TEAMS-7**  
vs. NY Rangers, 1985 Division Semifinals #3, April 13, 1985 at New York, FLYERS 6 (4 PP goals), Rangers 5 (3 PP goals)  
vs. Pittsburgh, 2012 Conference Quarterfinals #4, April 18, 2012, vs. Pittsburgh, Pittsburgh 10 (4 PP goals), Flyers 3 (3 PP goals)

**PENALTY MINUTES-107**  
vs. Toronto, 1976 Quarterfinals #3, April 15, 1976

**PENALTY MINUTES BY OPPONENT-94**  
vs. Toronto, 1976 Quarterfinals #6, April 22, 1976

**PENALTY MINUTES, BOTH TEAMS-185**  
vs. Toronto (Toronto 94/FLYERS 91), 1976 Quarterfinals #6, April 22, 1976

**SHOTS ON GOAL-53**  
at Pittsburgh, 1997 Conference Quarterfinals #3, April 21, 1997

**SHOTS ON GOAL AGAINST-64**  
vs. St. Louis, 1968 Quarterfinals #6, April 16, 1968

**SHOTS ON GOAL DURING AN OVERTIME GAME-75**  
at Toronto (3-OT), 2003 Conference Quarterfinals #4, April 16, 2003

**SHOTS ON GOAL, BOTH TEAMS-107**  
vs. St. Louis (St. Louis 64/FLYERS 43), 1968 Quarterfinals #6, April 16, 1968

**SHOTS ON GOAL DURING AN OVERTIME GAME, BOTH TEAMS-130**  
at Pittsburgh-50T (FLYERS 72/Pittsburgh 58) 2000 Conference Semifinal #4, May 4, 2000

### FEWEST...

**SHOTS ON GOAL-11**  
at Washington, 2016 First Round #5, April 22, 2016

**SHOTS ON GOAL, BOTH TEAMS-33**  
vs. Florida (FLYERS 18/Florida 15) 1996 Conference Semifinals #1, May 2, 1996

### FASTEST...

**GOAL AGAINST-15 seconds**  
at Pittsburgh, Sydney Crosby  
2012 Conference Quarterfinals #2, April 13, 2012

**TWO GOALS, FLYERS-13 seconds**  
vs. Toronto, GARY DORNHOEFER, 11:24 of 2nd period and DON SALESKI, 11:37 of 2nd period.  
1976 Quarterfinals, Game 5, April 20, 1976

**THREE GOALS, BOTH TEAMS-31 SECONDS**  
vs. Edmonton, Wayne Gretzky, 1:10 of 1st period  
Wayne Gretzky, 1:25 of 1st period  
DERRICK SMITH, 1:41 of 1st period  
1985 Finals #3, May 25, 1985

**FOUR GOALS, BOTH TEAMS\*-1 minute 33 seconds**  
vs. Toronto, DON SALESKI, 10:03 of 2nd period  
Bob Neely, 10:42 of 2nd period  
GARY DORNHOEFER, 11:24 of 2nd period  
DON SALESKI, 11:37 of 2nd period  
1976 Quarterfinals #5, April 20, 1976

**FIVE GOALS, BOTH TEAMS-3 minutes 20 seconds**  
vs. Minnesota, Paul Shmyr, 13:20 of 1st period  
Steve Christoff, 13:59 of 1st period  
KEN LINSEMAN, 14:54 of 1st period  
TOM GORENCE, 15:36 of 1st period  
KEN LINSEMAN, 16:40 of 1st period  
1980 Semifinals #1, April 29, 1980

### LONGEST...

**GAME-152 minutes, 1 second**  
at Pittsburgh, 2000 Conference Semifinal #4, May 4, 2000

**GAME AT HOME-90 minutes 7 seconds**  
vs. Boston, 1977 Semifinals #2, April 26, 1977

**GAME ON ROAD-152 minutes, 1 second** at Pittsburgh, 2000 Conference Semifinal #4, May 4, 2000



# FLYERS PLAYOFF RECORDS - 1967-2016

## MISC

**MOST SAVES BY A GOALTENDER, SHUTOUT WIN – 44**  
at Washington, 2016 First Round #5, April 22, 2016

**MOST SAVES BY A GOALTENDER, REGULATION WIN – 44**  
at Washington, 2016 First Round #5, April 22, 2016

**LARGEST SHOT DIFFERENTIAL AGAINST, OVERALL & PLAYOFF SHUTOUT WIN- 33**  
at Washington, 2016 First Round #5, April 22, 2016 (44-11)

## TEAM RECORDS FOR ONE PERIOD

### MOST...

#### GOALS-5

- vs. Toronto, 2nd period, 1976 Quarterfinals #7, April 25, 1976
- vs. Calgary, 1st period, 1981 Quarterfinals #5, April 22, 1981
- vs. NY Rangers, 2nd period, 1985 Division Semifinals #3, April 13, 1985
- vs. NY Rangers, 2nd period, 1986 Division Semifinals #4, April 14, 1986
- vs. NY Rangers, 3rd period, 1987 Division Semifinals #2, April 9, 1987

#### GOALS AGAINST-6

- vs. NY Rangers, 3rd period, 1979 Quarterfinals #5, April 24, 1979
- vs. Pittsburgh, 1st period, 1989 Division Finals #5, April 25, 1989

#### GOALS, BOTH TEAMS\*\*-9

- vs. NY Rangers (Rangers 6/FLYERS 3), 3rd period, 1979 Quarterfinals #5, April 24, 1979

#### SHOTS ON GOAL, HOME-20

- vs. Toronto, 2nd period, 1976 Quarterfinals #7, April 25, 1976
- vs. Minnesota, 2nd period, 1980 Semifinals #2, May 1, 1980

#### SHOTS ON GOAL, AWAY-28

- at Pittsburgh 1997 Conference Quarterfinals #3, April 21, 1997

#### SHOTS ON GOAL AGAINST, HOME-20

- vs. Pittsburgh, 2nd period, 2009 Conference Quarterfinals #6, April 25, 2009

#### SHOTS ON GOAL AGAINST, AWAY-27

- vs. Toronto, 2nd period, 1976 Quarterfinals #3, April 15, 1976
- vs. Islanders, 2nd period, 1985 Division Finals #3, April 23, 1985

#### SHOTS ON GOAL, BOTH TEAMS-39

- at Pittsburgh, (FLYERS 28/Pittsburgh 11), 1st period, 1997 Conference Quarterfinals #3, April 21, 1997

### FEWEST...

#### SHOTS ON GOAL-1

- vs. NY Rangers, 1st overtime period, 1979 Quarterfinals #1, April 16, 1979
- vs. NY Islanders, 1st overtime period, 1980 Finals #1, May 13, 1980
- vs. Quebec, 1st overtime period, 1981 Preliminary series #4, April 12, 1981
- vs. Toronto, 2nd period, 2004 Conference Semifinals #2, April 25, 2004

#### SHOTS ON GOAL, 20-MINUTE PERIOD-1

- vs. Toronto, 2nd period, 2004 Conference Semifinals #2, April 25, 2004

#### SHOTS ON GOAL AGAINST\*\*-0

- vs. Colorado, 1st overtime period, 1978 Preliminary series #1, April 11, 1978

#### SHOTS ON GOAL AGAINST, 20-MINUTE PERIOD-1

- vs. Boston, 3rd period, 1977 Semifinals #2, April 26, 1977 at Montreal, 2nd period, 2010 Conf. Final #4, May 22, 2010

## INDIVIDUAL RECORDS: PLAYOFF CAREER

#### POINTS-119

- Bobby Clarke

#### ASSISTS-77

- Bobby Clarke

#### PENALTY MINUTES-363

- Dave Schultz

#### GOALS-53

- Rick MacLeish
- Bill Barber

#### YEARS IN PLAYOFFS-13

- Bobby Clarke

#### GAMES PLAYED-136

- Bobby Clarke

#### HAT TRICKS-3

- Rick MacLeish
- Tim Kerr

### MOST...

## INDIVIDUAL RECORDS: PLAYOFF YEAR

#### ASSISTS-20

- Pelle Eklund, 1987

#### GOALS\*\*-19

- Reggie Leach, 1976

#### POINTS-30

- Danny Briere, 2010

#### PENALTY MINUTES-139

- Dave Schultz, 1974

#### SHORTHANDED GOALS\*\*-3

- Bill Barber, 1980

#### HAT TRICKS-2

- Rick MacLeish, 1975

#### SHUTOUTS-4

- Bernie Parent, 1975

#### MINUTES PLAYED BY A

#### GOALIE-1,540

- Ron Hextall, 1987

### MOST...

## INDIVIDUAL RECORDS: PLAYOFF SERIES

### MOST...

#### ASSISTS-9

- Danny Briere vs. Chicago, 2010 Stanley Cup Final

#### ASSISTS AGAINST-9

- Darryl Sittler, Toronto, 1977 Quarterfinals

#### GOALS-10

- Tim Kerr vs. Pittsburgh, 1989 Division Finals

#### POWER PLAY GOALS-5

- Tim Kerr vs. Pittsburgh, 1989 Division Finals

#### SHORTHANDED GOALS\*\*-3

- Bill Barber vs. Minnesota, 1980 Semifinals

#### GOALS AGAINST-7

- Wayne Gretzky, Edmonton, 1985 Finals

#### PENALTY MINUTES\*\*-116

- Dave Schultz vs. Toronto, 1976 Quarterfinals

#### PENALTY MINUTES BY OPPONENT-72

- Dave Williams, Toronto, 1976 Quarterfinals

#### POINTS-15

- Tim Kerr vs. Pittsburgh, 1989 Division Finals

#### POINTS AGAINST-11

- Mike Bossy, NY Islanders (4 Goals/7 Assists), 1980 Finals
- Darryl Sittler, Toronto (2 Goals/9 Assists), 1977 Quarterfinals
- Wayne Gretzky, Edmonton (7 Goals/4 Assists), 1985 Finals

#### SHUTOUTS-3

- Michael Leighton vs. Montreal, 2010 Conf. Finals



# FLYERS PLAYOFF RECORDS - 1967-2016

## INDIVIDUAL RECORDS: PLAYOFF GAME

### MOST...

#### ASSISTS-4

Bobby Clarke vs. Boston, 1976 Semifinal #5, May 6, 1976  
 Bob Dailey vs. Minnesota, 1980 Semifinal #2, May 1, 1980  
 Ken Linseman vs. Calgary, 1981 Quarterfinal #5, April 22, 1981  
 Brian Propp vs. Edmonton, 1987 Final #5, May 26, 1987  
 Mark Recchi vs. Pittsburgh, 2000 Conference Semifinal #5, May 7, 2000  
 Matt Carle vs. Boston, 2010 Conference Semifinal #4, May 7, 2010

#### GOALS\*\*-5

Reggie Leach vs. Boston, 1976 Semifinals #5, May 6, 1976

#### GOALS AGAINST\*\*-5

Darryl Sittler, Toronto, 1976 Quarterfinals #6, April 22, 1976  
 Mario Lemieux, Pittsburgh, 1989 Division Finals #5, April 25, 1989

#### PENALTY MINUTES\*-42

Dave Schultz vs. Toronto, 1976 Quarterfinals #6, April 22, 1976

#### PENALTY MINUTES BY OPPONENT-34

Dave Williams, Toronto, Quarterfinals #6, April 22, 1976

#### POINTS - 6

Claude Giroux (3 Goals/3 Assists) vs. Pittsburgh, 2012 Quarterfinals #2, April 13, 2012

#### POINTS BY A ROOKIE

Peter Zezel, (1 Goals/3 Assists), 1985 Division Semifinals #3, April 13, 1985 vs. NY Rangers  
 Sean Couturier, (3 Goals/1 Assists), 2012 Conference Quarterfinals #2, April 13, 2012 vs. Pittsburgh

#### POINTS AGAINST\*\*-8

Mario Lemieux, Pittsburgh (5 Goals/3 Assists), 1989 Division Finals #5, April 25, 1989

#### POWER PLAY GOALS\*\*-3

Tim Kerr vs. NY Rangers, 2nd period, 1985 Division Semifinals #3, April 13, 1985

#### SAVES, SHUTOUT WIN - 44

#### SAVES, REGULATION WIN - 44

Michal Neuvirth at Washington, 2016 First Round #5, April 22, 2016

### FASTEST...

#### TWO GOALS-41 seconds

Eric Lindros at Buffalo, 8:32 of 2nd period, 9:13 of 2nd period, 1997 Conference Semifinals #5, May 11, 1997

#### THREE GOALS-3 minutes 24 seconds

Tim Kerr vs NY Rangers, 14:58 of 2nd period, 16:42 of 2nd period, 18:22 of 2nd period, 1985 Division Semifinals #3, April 13, 1985

#### FOUR GOALS\*-8 minutes 16 seconds

Tim Kerr vs. NY Rangers, 10:06 of 2nd period, 14:58 of 2nd period, 16:42 of 2nd period, 18:22 of 2nd period, 1985 Division Semifinals #3, April 13, 1985

## INDIVIDUAL RECORDS: PLAYOFF PERIOD

### MOST...

#### ASSISTS\*\*-3

Barry Ashbee vs. Minnesota, 2nd period, 1973 Quarterfinals #2, April 5, 1973  
 Ken Linseman vs. Calgary, 1st period, 1981 Quarterfinals #5, April 22, 1981  
 Peter Zezel vs. NY Rangers, 2nd period, 1985 Division Semifinals #3, April 13, 1985  
 Tim Kerr vs. NY Islanders, 1st period, 1985 Division Finals #2, April 21, 1985  
 Paul Coffey vs. Buffalo, 1st period, 1997 Conference Semifinals #3, May 7, 1997  
 Rod Brind'Amour at Buffalo, 2nd period, 1997 Conference Semifinals #5, May 11, 1997

#### GOALS\*\*-4

Tim Kerr at NY Rangers, 2nd period, 1985 Division Semifinals #3, April 13, 1985

#### POWER PLAY GOALS\*-3

Tim Kerr at NY Rangers, 2nd period, 1985 Division Semifinals #3, April 13, 1985

#### POINTS\*\*-4

Tim Kerr at NY Rangers, 2nd period, 1985 Division Semifinals #3, April 13, 1985

## INDIVIDUAL RECORDS: MISCELLANEOUS

#### LOWEST GOALS AGAINST AVERAGE, PLAYOFF YEAR - 1.35 Bernie Parent, 1968

#### MOST CONSECUTIVE GAMES SCORING A GOAL\*-10 Reggie Leach, April 17, 1976 to May 9, 1976

#### FASTEST GOAL FROM START OF PERIOD (other than first)\*-6 sec. Pelle Eklund, 2nd period, 1989 Division Finals #5, April 25, 1989

\*NHL Record \*\*Ties NHL Record

## THE FLYERS ARE 9-7 IN 7TH GAMES:

|                |              |   |    |            |   |       |
|----------------|--------------|---|----|------------|---|-------|
| April 18, 1968 | St. Louis    | 3 | at | FLYERS     | 1 | L     |
| May 5, 1974    | NY Rangers   | 3 | at | FLYERS     | 4 | W     |
| May 13, 1975   | NY Islanders | 1 | at | FLYERS     | 4 | W     |
| April 25, 1976 | Toronto      | 3 | at | FLYERS     | 7 | W     |
| April 26, 1981 | Calgary      | 4 | at | FLYERS     | 1 | L     |
| May 2, 1987    | NY Islanders | 1 | at | FLYERS     | 5 | W     |
| May 31, 1987   | FLYERS       | 1 | at | Edmonton   | 3 | L     |
| April 16, 1988 | FLYERS       | 4 | at | Washington | 5 | L(OT) |
| April 29, 1989 | FLYERS       | 4 | at | Pittsburgh | 1 | W     |
| May 26, 2000   | New Jersey   | 2 | at | FLYERS     | 1 | L     |
| April 22, 2003 | Toronto      | 1 | at | FLYERS     | 6 | W     |
| May 22, 2004   | FLYERS       | 1 | at | Tampa Bay  | 2 | L     |
| April 22, 2008 | FLYERS       | 3 | at | Washington | 2 | W(OT) |
| May 14, 2010   | FLYERS       | 4 | at | Boston     | 3 | W     |
| April 26, 2011 | Buffalo      | 2 | at | FLYERS     | 5 | W     |
| April 30, 2014 | Flyers       | 1 | at | NY Rangers | 2 | L     |





# FLYERS PLAYOFF OVERTIME RESULTS 1967-2016

| GOAL SCORER         | DATE           | SCORE | OPPONENT         | TIME  | RECORD |
|---------------------|----------------|-------|------------------|-------|--------|
| Larry Keenan        | Apr. 10, 1968  | 2-3   | @ St. Louis      | 24:10 | 0-1    |
| Don Blackburn       | Apr. 16, 1968  | 2-1   | @ St. Louis      | 31:18 | 1-1    |
| Gary Dornhoefer     | Apr. 10, 1973  | 3-2   | vs. Minnesota    | 8:35  | 2-1    |
| Rick MacLeish       | Apr. 14, 1973  | 5-4   | @ Montreal       | 2:56  | 3-1    |
| Larry Robinson      | Apr. 16, 1973  | 3-4   | @ Montreal       | 6:45  | 3-2    |
| Dave Schultz        | Apr. 14, 1974  | 4-3   | @ Atlanta        | 5:40  | 4-2    |
| Rod Gilbert         | Apr. 28, 1974  | 1-2   | @ NY Rangers     | 4:20  | 4-3    |
| Bobby Clarke        | May 9, 1974    | 3-2   | @ Boston         | 12:01 | 5-3    |
| Andre Dupont        | Apr. 19, 1975  | 4-3   | @ Toronto        | 1:45  | 6-3    |
| Bobby Clarke        | May 1, 1975    | 5-4   | vs. NY Islanders | 2:56  | 7-3    |
| Jude Drouin         | May 7, 1975    | 3-4   | @ NY Islanders   | 1:53  | 7-4    |
| Rene Robert         | May 20, 1975   | 4-5   | @ Buffalo        | 18:29 | 7-5    |
| Reggie Leach        | Apr. 29, 1976  | 2-1   | vs. Boston       | 13:38 | 8-5    |
| Rick MacLeish       | Apr. 15, 1977  | 4-3   | @ Toronto        | 2:55  | 9-5    |
| Reggie Leach        | Apr. 17, 1977  | 6-5   | @ Toronto        | 19:10 | 10-5   |
| Rick Middleton      | Apr. 24, 1977  | 3-4   | vs. Boston       | 2:57  | 10-6   |
| Terry O'Reilly      | Apr. 26, 1977  | 4-5   | vs. Boston       | 30:07 | 10-7   |
| Mel Bridgman        | Apr. 11, 1978  | 3-2   | vs. Colorado     | 0:23  | 11-7   |
| Rick Middleton      | May 2, 1978    | 2-3   | @ Boston         | 1:43  | 11-8   |
| Ken Linseman        | Apr. 16, 1979  | 3-2   | vs. NY Rangers   | 10:44 | 12-8   |
| Bobby Clarke        | Apr. 8, 1980   | 4-3   | vs. Edmonton     | 8:06  | 13-8   |
| Ken Linseman        | Apr. 11, 1980  | 3-2   | @ Edmonton       | 23:56 | 14-8   |
| Denis Potvin        | May 13, 1980   | 3-4   | vs. NY Islanders | 4:07  | 14-9   |
| Bobby Nystrom       | May 24, 1980   | 4-5   | @ NY Islanders   | 7:11  | 14-10  |
| Dale Hunter         | Apr. 12, 1981  | 3-4   | @ Quebec         | 0:37  | 14-11  |
| Mark Howe           | Apr. 10, 1985  | 5-4   | vs. NY Rangers   | 8:01  | 15-11  |
| Peter Stastny       | May 5, 1985    | 1-2   | @ Quebec         | 6:20  | 15-12  |
| Ilkka Sinisalo      | May 4, 1987    | 4-3   | vs. Montreal     | 9:11  | 16-12  |
| Jari Kurri          | May 20, 1987   | 2-3   | @ Edmonton       | 6:50  | 16-13  |
| Murray Craven       | Apr. 10, 1988  | 5-4   | vs. Washington   | 1:18  | 17-13  |
| Dale Hunter         | Apr. 16, 1988  | 4-5   | @ Washington     | 5:57  | 17-14  |
| Kelly Miller        | Apr. 8, 1989   | 3-4   | vs. Washington   | 0:51  | 17-15  |
| Phil Bourque        | Apr. 21, 1989  | 3-4   | vs. Pittsburgh   | 12:08 | 17-16  |
| Dave Poulin         | May 9, 1989    | 2-1   | @ Montreal       | 5:02  | 18-16  |
| Karl Dykhuis        | May 7, 1995    | 4-3   | vs. Buffalo      | 10:06 | 19-16  |
| Eric Desjardins     | May 21, 1995   | 5-4   | vs. NY Rangers   | 7:03  | 20-16  |
| Kevin Haller        | May 22, 1995   | 4-3   | vs. NY Rangers   | 0:25  | 21-16  |
| Eric Lindros        | June 7, 1995   | 3-2   | @ New Jersey     | 4:19  | 22-16  |
| Brian Bellows       | Apr. 18, 1996  | 1-2   | vs. Tampa Bay    | 9:05  | 22-17  |
| Alexander Selivanov | Apr. 21, 1996  | 4-5   | @ Tampa Bay      | 2:04  | 22-18  |
| Dave Lowry          | May 9, 1996    | 3-4   | @ Florida        | 4:06  | 22-19  |
| Mike Hough          | May 12, 1996   | 1-2   | vs. Florida      | 28:05 | 22-20  |
| Ed Roman            | May 9, 1997    | 4-5   | vs. Buffalo      | 6:24  | 22-21  |
| Michal Grosek       | May 1, 1998    | 2-3   | vs. Buffalo      | 5:40  | 22-22  |
| Yanic Perreault     | Apr. 30, 1999  | 1-2   | @ Toronto        | 11:51 | 22-23  |
| Stu Barnes          | Apr. 18, 2000  | 2-3   | @ Buffalo        | 4:42  | 22-24  |
| Andy Delmore        | May 2, 2000    | 4-3   | @ Pittsburgh     | 11:01 | 23-24  |
| Keith Primeau       | May 4, 2000    | 2-1   | @ Pittsburgh     | 92:01 | 24-24  |
| Jay McKee           | Apr. 14, 2001  | 3-4   | vs. Buffalo      | 18:02 | 24-25  |
| Curtis Brown        | Apr. 17, 2001  | 3-4   | @ Buffalo        | 6:13  | 24-26  |
| Ruslan Fedotenko    | Apr. 17, 2002  | 1-0   | vs. Ottawa       | 7:47  | 25-26  |
| Martin Havlat       | Apr. 26, 2002  | 1-2   | vs. Ottawa       | 7:33  | 25-27  |
| Tomas Kaberle       | Apr. 14, 2003  | 3-4   | @ Toronto        | 27:20 | 25-28  |
| Mark Recchi         | Apr. 16, 2003  | 3-2   | @ Toronto        | 53:54 | 26-28  |
| Travis Green        | Apr. 21, 2003  | 1-2   | @ Toronto        | 30:51 | 26-29  |
| Wade Redden         | Apr. 29, 2003  | 2-3   | vs. Ottawa       | 6:43  | 26-30  |
| Jeremy Roenick      | May 4, 2004    | 3-2   | @ Toronto        | 7:39  | 27-30  |
| Simon Gagne         | May 20, 2004   | 5-4   | vs. Tampa Bay    | 18:18 | 28-30  |
| Daniel Briere       | Apr. 22, 2006  | 2-3   | @ Buffalo        | 27:31 | 28-31  |
| Mike Knuble         | Apr. 17, 2008  | 4-3   | vs. Washington   | 26:40 | 29-31  |
| Joffrey Lupul       | Apr. 22, 2008  | 3-2   | @ Washington     | 6:06  | 30-31  |
| Tom Kostopoulos     | Apr. 24, 2008  | 3-4   | @ Montreal       | 0:48  | 30-32  |
| Bill Guerin         | Apr. 17, 2009  | 2-3   | @ Pittsburgh     | 18:29 | 30-33  |
| Dan Carcillo        | Apr. 18, 2010  | 3-2   | vs. New Jersey   | 3:35  | 31-33  |
| Marc Savard         | May 1, 2010    | 4-5   | @ Boston         | 13:52 | 31-34  |
| Simon Gagne         | May 7, 2010    | 5-4   | vs. Boston       | 14:40 | 32-34  |
| Claude Giroux       | June 2, 2010   | 4-3   | vs. Chicago      | 5:59  | 33-34  |
| Patrick Kane        | June 9, 2010   | 4-3   | vs. Chicago      | 4:06  | 33-35  |
| Tyler Ennis         | Apr. 22, 2011  | 3-4   | vs. Buffalo      | 5:31  | 33-36  |
| Ville Leino         | April 24, 2011 | 5-4   | @ Buffalo        | 4:43  | 34-36  |
| David Krejci        | May 2, 2011    | 2-3   | vs. Boston       | 14:00 | 34-37  |
| Jakub Voracek       | April 11, 2012 | 4-3   | @ Pittsburgh     | 2:23  | 35-37  |
| Danny Briere        | April 29, 2012 | 4-3   | vs. New Jersey   | 4:36  | 36-37  |
| Alexei Ponikarovsky | May 3, 2012    | 4-3   | at New Jersey    | 17:21 | 36-38  |

Longest OT game: Home: 30:07, April 26, 1977, Boston 5-FLYERS 4 - Goal scored by Terry O'Reilly  
 Away: 92:01, May 4, 2000, FLYERS 2-Pittsburgh 1 - Goal scored by Keith Primeau

Shortest OT game: Home: 0:23, April 11, 1978, FLYERS 3-Colorado 2 - Goal scored by Mel Bridgman  
 Away: 0:37, April 12, 1981, Quebec 4-FLYERS 3 - Goal scored by Dale Hunter



## FLYERS PLAYOFF HAT TRICKS 1967-2016

| YEAR    | PLAYER           | DATE     | SCORE                         | GOALTENDER(S)                 |
|---------|------------------|----------|-------------------------------|-------------------------------|
| 1967-68 | R. Paiernt       | April 13 | St. Louis 1 at FLYERS 6       | G. Hall                       |
| 1973-74 | R. MacLeish (a)  | April 11 | Atlanta 1 at FLYERS 5         | P. Myre                       |
| 1974-75 | R. MacLeish      | April 13 | Toronto 3 at FLYERS 6         | G. McRae                      |
|         | R. MacLeish      | May 13   | NY Islanders 1 at FLYERS 4    | G. Reach                      |
| 1975-76 | D. Saleski       | April 20 | Toronto 1 at FLYERS 7         | W. Thomas                     |
|         | R. Leach(b)      | May 6    | Boston 3 at FLYERS 6          | G. Gilbert                    |
| 1979-80 | B. Barber(c)     | May 4    | FLYERS 5 at Minnesota 3       | G. Meloche                    |
|         | P. Holmgren      | May 15   | NY Islanders 3 at FLYERS 8    | B. Smith(2), G. Resch         |
| 1980-81 | B. Barber        | April 9  | Quebec 5 at FLYERS 8          | D. Bouchard                   |
|         | B. Propp(a)      | April 22 | Calgary 4 at FLYERS 9         | P. Riggan                     |
| 1984-85 | T. Kerr(a,c)     | April 13 | FLYERS 6 at NY Rangers 5      | G. Hanlon                     |
|         | B. Propp(a)      | April 21 | NY Islanders at FLYERS 5      | B. Smith                      |
| 1985-86 | P. Zezel         | April 14 | FLYERS 7 at NY Rangers 1      | J. Vanbiesbrouck              |
| 1986-87 | T. Kerr          | April 20 | NY Islanders 2 at FLYERS 4    | K. Hrudey                     |
|         | P. Eklund        | May 10   | FLYERS 6 at Montreal 3        | B. Hayward(1), P. Roy (2)     |
| 1988-89 | T. Kerr(a)       | April 19 | FLYERS 4 at Pittsburgh 2      | T. Barrasso                   |
| 1994-95 | J. LeClair       | May 21   | NY Rangers 4 at FLYERS 5 (OT) | M. Richter                    |
| 1996-97 | E. Lindros       | May 20   | FLYERS 6 at NY Rangers 3      | M. Richter (2), ENG(1)        |
| 1999-00 | A. Delmore       | May 7    | Pittsburgh 3 at FLYERS 6      | R. Tugnutt (2), P. Skudra (1) |
| 2003-04 | K. Primeau       | May 2    | Toronto 2 at FLYERS 7         | E. Belfour (2), T. Kidd (1)   |
| 2011-12 | S. Couturier (a) | April 13 | FLYERS 8 at Pittsburgh 5      | M. Fleury                     |
|         | C. Giroux        | April 13 | FLYERS 8 at Pittsburgh 5      | M. Fleury                     |
| 2013-14 | W. Simmonds      | April 29 | NY Rangers 2 at FLYERS 5      | H. Lundqvist                  |

(a) Natural Hat Trick, (b) Five Goals, (c) Four Goals

## FLYERS PLAYOFF HAT TRICKS AGAINST: 1967-2016

| YEAR    | PLAYER         | DATE     | SCORE                     | GOALTENDER(S)                 |
|---------|----------------|----------|---------------------------|-------------------------------|
| 1970-71 | J. Pappin      | April 11 | Chicago 6 at FLYERS 2     | B. Gamble                     |
| 1975-76 | D. Sittler(a)  | April 22 | FLYERS 5 at Toronto 8     | B. Parent                     |
| 1976-77 | L. McDonald(b) | April 17 | FLYERS 6 at Toronto 5     | W. Stephenson                 |
| 1979-80 | R. Duguay      | April 20 | FLYERS 2 at NY Rangers 4  | P. Peters                     |
| 1984-85 | W. Gretzky     | May 25   | FLYERS 3 at Edmonton 4    | P. Lindbergh                  |
| 1988-89 | M. Lemieux(a)  | April 25 | FLYERS 7 at Pittsburgh 10 | R. Hextall(4), ENG(1)         |
| 1996-97 | W. Gretzky     | May 18   | NY Rangers 5 at FLYERS 4  | G. Snow                       |
| 2002-03 | A. Mogilny     | April 9  | Toronto 5 at FLYERS 3     | R. Cechmanek(2), ENG(1)       |
| 2005-06 | J.P. Dumont    | April 24 | FLYERS 2 at Buffalo 8     | R. Esche(2), A. Niittymaki(1) |
|         | J. Pominville  | April 24 | FLYERS 2 at Buffalo 8     | R. Esche(1), A. Niittymaki(2) |

(a) Five Goals, (b) Four Goals



## FLYERS PLAYOFF PENALTY SHOTS 1967-2016

| PLAYER           | DATE           | OPPONENT     | H/A  | GOALTENDER     | RESULT  |
|------------------|----------------|--------------|------|----------------|---------|
| Bill Barber      | May 7, 1975    | NY Islanders | Away | Glenn Resch    | No Goal |
| Ron Sutter       | May 28, 1985   | Edmonton     | Away | Grant Fuhr     | No Goal |
| Dave Poulin      | May 30, 1985   | Edmonton     | Away | Grant Fuhr     | No Goal |
| Eric Lindros     | May 11, 1997   | Buffalo      | Away | Steve Shields  | Goal    |
| Eric Desjardins  | April 16, 2000 | Buffalo      | Away | Dominik Hasek  | No Goal |
| Mark Recchi      | April 11, 2001 | Buffalo      | Home | Dominik Hasek  | No Goal |
| Michael Richards | April 15, 2008 | Washington   | Home | Cristobal Huet | Goal    |
| Ville Leino      | May 12, 2010   | Boston       | Home | Tuukka Rask    | No Goal |

## PLAYOFF PENALTY SHOTS VS. FLYERS: 1967-2016

| PLAYER           | DATE           | OPPONENT | H/A  | GOALTENDER         | RESULT  |
|------------------|----------------|----------|------|--------------------|---------|
| Mats Sundin      | April 22, 1999 | Toronto  | Away | John Vanbiesbrouck | No Goal |
| Robert Reichel   | April 21, 2003 | Toronto  | Away | Roman Cechmanek    | No Goal |
| Derek Roy        | April 28, 2006 | Buffalo  | Home | Robert Esche       | No Goal |
| Andrei Kostitsyn | April 24, 2008 | Montreal | Away | Martin Biron       | No Goal |

## PLAYOFF SHUTOUTS 1967-2016

| FOR  |          |              |          |                  | AGAINST |          |            |       |                  |
|------|----------|--------------|----------|------------------|---------|----------|------------|-------|------------------|
| YEAR | DATE     | OPPONENT     | SCORE    | FLYERS GOALIE    | YEAR    | DATE     | OPPONENT   | SCORE | FLYERS GOALIE    |
| 1973 | April 8  | Minnesota    | 3-0      | Favell           | 1967-68 | April 4  | ST. LOUIS  | 1-0   | G. Hall          |
| 1974 | April 20 | NY RANGERS   | 4-0      | Parent           | 1968-69 | April 3  | St. Louis  | 5-0   | J. Plante        |
|      | May 19   | BOSTON       | 1-0      | Parent           |         | April 5  | ST. LOUIS  | 3-0   | J. Plante        |
| 1975 | April 15 | TORONTO      | 3-0      | Parent           | 1972-73 | April 4  | MINNESOTA  | 3-0   | C. Maniago       |
|      | April 17 | Toronto      | 2-0      | Parent           |         | April 7  | Minnesota  | 5-0   | C. Maniago       |
|      | April 29 | NY ISLANDERS | 4-0      | Stephenson       | 1976-77 | May 1    | Boston     | 3-0   | G. Cheevers      |
|      | May 4    | NY Islanders | 1-0      | Parent           | 1978-79 | April 22 | NY Rangers | 6-0   | J. Oavidson      |
|      | May 27   | Buffalo      | 2-0      | Parent           | 1980-81 | April 11 | Quebec     | 2-0   | D. Bouchard      |
| 1977 | April 19 | TORONTO      | 2-0      | Stephenson       | 1986-87 | April 8  | NY RANGERS | 3-0   | J. Vanbiesbrouck |
| 1980 | April 19 | NY Rangers   | 3-0      | Peeters          | 1988-89 | May 3    | Montreal   | 3-0   | P. Roy           |
|      | May 1    | MINNESOTA    | 7-0      | Myre             |         | May 7    | MONTREAL   | 3-0   | P. Roy           |
| 1981 | April 16 | Calgary      | 4-0      | St. Croix        | 1995-96 | May 2    | FLORIDA    | 2-0   | J. Vanbiesbrouck |
| 1985 | April 18 | NY ISLANDERS | 3-0      | Lindbergh        | 1998-99 | May 2    | TORONTO    | 1-0   | C. Joseph        |
|      | April 28 | NY ISLANDERS | 1-0      | Lindbergh        | 1999-00 | April 27 | PITTSBURGH | 2-0   | R. Tugnutt       |
|      | May 16   | QUEBEC       | 3-0      | Lindbergh        | 2000-01 | April 21 | Buffalo    | 8-0   | D. Hasek         |
| 1987 | April 11 | NY RANGERS   | 3-0      | Hextall          | 2001-02 | April 20 | OTTAWA     | 3-0   | P. Lalime        |
|      | April 16 | NY RANGERS   | 5-0      | Hextall          |         | April 22 | Ottawa     | 3-0   | P. Lalime        |
| 1999 | April 22 | Toronto      | 3-0      | Vanbiesbrouck    |         | April 24 | Ottawa     | 3-0   | P. Lalime        |
| 2000 | April 16 | Buffalo      | 2-0      | Boucher          | 2005-06 | April 30 | Buffalo    | 3-0   | R. Miller        |
| 2002 | April 17 | OTTAWA       | 1-0 (OT) | Cechmanek        | 2007-08 | May 18   | Pittsburgh | 6-0   | M. Fleury        |
| 2003 | April 27 | Ottawa       | 2-0      | Cechmanek        | 2010-11 | April 14 | BUFFALO    | 1-0   | R. Miller        |
|      | May 1    | OTTAWA       | 1-0      | Cechmanek        |         | April 20 | Buffalo    | 1-0   | R. Miller        |
| 2004 | April 14 | New Jersey   | 3-0      | Esche            | 2015-16 | April 14 | Washington | 2-0   | B. Holtby        |
| 2008 | April 13 | Washington   | 2-0      | Biron            |         | April 24 | WASHINGTON | 1-0   | B. Holtby        |
| 2009 | April 23 | Pittsburgh   | 3-0      | Biron            |         |          |            |       |                  |
| 2010 | April 22 | New Jersey   | 3-0      | Boucher          |         |          |            |       |                  |
|      | May 10   | Boston       | 4-0      | Boucher/Leighton |         |          |            |       |                  |
|      | May 16   | MONTREAL     | 6-0      | Leighton         |         |          |            |       |                  |
|      | May 18   | MONTREAL     | 3-0      | Leighton         |         |          |            |       |                  |
|      | May 22   | Montreal     | 3-0      | Leighton         |         |          |            |       |                  |
| 2016 | April 22 | Washington   | 2-0      | Neuvirth         |         |          |            |       |                  |

HOME GAMES IN CAPS



# FLYERS COMMUNITY RELATIONS & YOUTH AND AMATEUR HOCKEY

## Community Relations

The Philadelphia Flyers are dedicated to improving the Greater Philadelphia Region, which has supported us so well over the years, through our leadership of and assistance with various community events and programs. The Community Relations and Fan Development Departments focus their efforts on programs that assist in the development and positive growth of children, using the sport of hockey as the means to touch the lives of others.

Specific community activities include hospital visits, youth hockey clinics, holiday volunteering, educational assemblies and seminars, and donations of autographed and promotional items to charitable organizations. With support from the entire Flyers organization, we strive to make our community a better place to live.

## Flyers Hometown Hero

The Flyers Hometown Hero Program was developed to recognize a local individual for their military service to our country. The Flyers are now accepting nominations for the 2016-17 season. The program awards each Hometown Hero with two tickets to a Flyers home game, a special personalized Flyers military jersey and recognition for their service on the Arenavision scoreboard.



## Face off for Fitness

"Face Off for Fitness" is a program designed to show children the importance of choosing a healthy lifestyle. Members of the Philadelphia Flyers Community Relations staff take this message to area schools, recreation centers, and after-school programs to educate children on the benefits of eating healthy and exercising. Fun activities along with players favorite nutritional recipes are used to increase nutritional awareness and encourage children to make proper decisions based on their knowledge of a healthy lifestyle. For more information, or to book a FOFF program, please call us at **215-218-4334** or email us at [Jason\\_Tempesta@comcastspectacor.com](mailto:Jason_Tempesta@comcastspectacor.com).

## Holiday Initiatives

During the Holidays the Philadelphia Flyers organization takes a leading role in the community while engaging our fan base in the effort as well! Previous initiatives have included the player's Holiday visit to the Children's Hospital of Philadelphia, a "pre-game meal" at the Ronald McDonald House, and "trick-or-treating" through St. Christopher's Hospital for Children. This past season the Flyers also teamed up with the Salvation Army and Child Abuse Prevention Effort to build a toy mountain of gifts donated by the Flyers themselves and fans of the community.



# FLYERS COMMUNITY RELATIONS & YOUTH AND AMATEUR HOCKEY

## Awareness Nights

The Community Relations Department embraces the role of community leader and uses that position to address and create awareness to existing and new initiatives. Past awareness nights have touched on Breast Cancer, Diabetes, Autism, and Heart Health. The Flyers are also involved with local initiatives such as Philadelphia Animal Wellness Society (PAWS), promoting the adoption and well being of homeless animals, Greater Philadelphia Cares Coat Drive, and Philabundance Food Drive.



## Make Reading Your Goal

Throughout the season the Flyers Community Relations staff visits elementary schools throughout the Delaware Valley to promote literacy and to teach kids the importance of reading outside the classroom. This program was designed to teach kids in grades K-3 that reading can be fun and looks to improve childrens' literacy levels as well as show the value of accomplishing goals. Special guest readers of the program have included current Flyers players, Flyers wives, alumni, broadcasters and Flyers Ice Team Members.

For additional information or to request a Flyers reading appearance please contact the Flyers Community Relations Department at **215-218-4334** or email us at **Jason\_Tempesta@comcastspectacor.com**



## Fan Club

One option the Flyers offer to be a part of the team is the Philadelphia Flyers Fan Club. This is an exciting way for fans to get more involved in the team and to receive exclusive news and invitations to several offers and events throughout the year. These many special features are offered only to the Fan Club. As a member of the Philadelphia Flyers Fan Club, you are entitled to:

- Newsletter, "The Puck"
- Monthly Meetings
- Exclusive Trips
- An Annual Luncheon and/or Dinner with the Flyers Organization
- Road Game Viewing Parties

To find out more information please visit **www.flyersfanclub.org**, or contact MaryAnn Corner at:

**MaryAnn Corner**  
**PFFC Corresponding Secretary**  
**3601 South Broad Street**  
**Philadelphia, PA 19148**



# FLYERS COMMUNITY RELATIONS & YOUTH AND AMATEUR HOCKEY

## Get Well Cards / Birthday Cards

The Philadelphia Flyers are pleased to send get-well cards or birthday wishes to any fan that is sick, in the hospital, or celebrating a birthday. Because it is not always possible to send a player on a hospital visit, the Flyers are more than happy to send some get-well cheer to your friend or family member with an autographed get-well card or birthday card for someone's special day.

If you know of a Flyers fan that is in need of a get well wish, please call us at **(215) 952-5763** or email us at: [flyerscommunity@comcastspectacor.com](mailto:flyerscommunity@comcastspectacor.com), or write to us at:

**Philadelphia Flyers**  
**Attn: Community Relations**  
**3601 South Broad Street**  
**Philadelphia, PA 19148**

Please be sure to include the name of the person receiving the card, and an address to send it to. Please provide a home address rather than a hospital address because often times rooms change or patients are released and the card may be misplaced.



## Flyers Inflatable

The Flyers have an interactive inflatable game that travels to various events to help bring hockey awareness to communities throughout the Delaware Valley. The Flyers inflatable game is a 16' x 16' x 8' slap shot cage that allows fans to take their best shot at beating a stationary goalie. The Flyers inflatable is perfect for any event, large or small.

For more information, or to book an inflatable appearance, please call us at: **(215) 952-5763**.

## Hooked on Hockey

Hooked on Hockey is a fun program that seeks to create hockey awareness among children throughout the Delaware Valley. During each Hooked on Hockey clinic, Flyers staff members teach kids basic hockey skills in an enjoyable environment. This summer program introduces children to street hockey while providing them with the fundamentals that will translate to hockey at any level. Each Hooked on Hockey event includes an introduction of basic hockey fundamentals such as stick handling, passing, and shooting through scrimmages, skill competitions, and other fun activities. Flyers Ambassador of Hockey, Bob "The Hound" Kelly, and members of the CR Staff host the event and interact with participants throughout the session. In support of this grassroots initiative, the Flyers will contribute Mylec hockey sticks to all participants in an effort to keep children "hooked on hockey." The Flyers visited 30 locations and got over 3,000 kids "hooked on hockey" during the summer of 2016.



For additional information, or to book a Hooked on Hockey event for 2016-17, please call us at **(215) 952-5763** or email us at: [Jason\\_Tempesta@comcastspectacor.com](mailto:Jason_Tempesta@comcastspectacor.com).





## Flyers School Assembly Program

The Flyers School Assembly Program was designed to teach children in grades 1-6 the importance of using teamwork to achieve their goals in school, sports, and at home. Flyers Ambassador of Hockey, Bob "The Hound" Kelly, along with members of the CR staff educate students on the meaning of teamwork and why working together can be so important. Kelly also discusses his playing career with the Philadelphia Flyers and the need for safety while playing sports. The program uses creative videos, interactive games and presentations to keep children involved and enthused. All students in attendance receive special Flyers giveaways as well as an interactive Flyers activity book. Over the course of the 2015-16 school year, the Flyers School Assembly Program visited 70 schools and reached over 22,000 students throughout the Greater Philadelphia region.

For more information on booking a Flyers School Assembly for the 2016-2017 school year, please call the Community Relations Department at: **(215) 952-5763** or e-mail [flyersassembly@comcastspectacor.com](mailto:flyersassembly@comcastspectacor.com).

## Bob "The Hound" Kelly

Bob "The Hound" Kelly serves as the Philadelphia Flyers Ambassador of Hockey. During his twelve year playing career, Kelly played 10 seasons for the Philadelphia Flyers. Kelly, a member of both Flyers' Stanley Cup winning teams in '74 and '75, scored the game-winning goal in game six of the Stanley Cup finals against the Buffalo Sabres to clinch the Stanley Cup for the Flyers on May 27, 1975. Kelly was also a member of the Flyers team that put together a 35 game unbeaten streak during the 1979-80 season; a record that has yet to be broken. Kelly retired from professional hockey in 1982 and has served as the Flyers Ambassador of Hockey since 2003.



Kelly remains committed to the Flyers organization today, and works to spread his love of both hockey and the Flyers while assisting the community. As the Ambassador of Hockey, Kelly visits schools, hospitals, golf outings, and other charitable events to support the surrounding community. Kelly works closely with the CR Department to help the sport of hockey grow by conducting in-line and on-ice hockey clinics. He is an integral part of both the School Assembly Program and the Hooked on Hockey street hockey clinic.

If you are interested in having any of our ambassadors make an appearance at your event, please email us at: [flyerscommunity@comcastspectacor.com](mailto:flyerscommunity@comcastspectacor.com) or send a letter addressed to:

**Philadelphia Flyers  
Attn: Community Relations  
3601 South Broad Street  
Philadelphia, PA 19148**

If you are interested in a school assembly with Kelly or a Hooked on Hockey clinic, please see the appropriate sections.



# FLYERS COMMUNITY RELATIONS & YOUTH AND AMATEUR HOCKEY

## Donation and Appearance Requests

The Philadelphia Flyers are committed to positively influencing and supporting the community beyond the game of hockey. In keeping with Flyers tradition, we have a responsibility to give back to the community that has supported us for so many years. With that in mind, we are happy to help you or your charity reach your goals as often as possible. If you have a fundraiser and are seeking an item to auction, raffle off, or to be used as a door prize, please write to us. We will do our best to accommodate your request in a timely manner. Please understand that due to the large volume of requests received, all requests must be made 4-6 weeks in advance of the fundraiser date. Please submit requests on organization or event letterhead to:

**Philadelphia Flyers**  
**Attn: Community Relations**  
**3601 South Broad Street**  
**Philadelphia, PA 19148**

Please be sure to include the following information with your request, failure to include the required items may result in denial. The Donation Policy can also be found online under the Community tab / Community Relations. All requests must include:

Description/mission of the organization  
Date, time, and location of the event  
Event purpose/ beneficiary  
How the item will be used (raffle, door prize, auction, ect.)  
Contact name, telephone number, and complete street address

Our players and all of the members of the Flyers organization are committed to assisting the community in whatever ways possible. While the organization and players work to bring home the Stanley Cup, they also recognize their roles as public figures. The Flyers commitment to community involvement inspires players, alumni, and other members of the Flyers' organization to try and accommodate as many public appearances as possible. Please be aware that some appearances may require a fee.

All appearance requests for players, Ambassador of Hockey Bob Kelly, or Flyers Alumni, should be made in writing and addressed to:

**Philadelphia Flyers**  
**Attn: Community Relations**  
**3601 South Broad Street**  
**Philadelphia, PA 19148**

You may also contact us by phone **(215) 952-5763**  
or by email at: [flyerscommunity@comcastspectacor.com](mailto:flyerscommunity@comcastspectacor.com)

Our Area of Focus: The Flyers organization places priority on supporting communities where our fans and employees live and work. We support many organizations and charities, including groups assisting disadvantaged youths, educational development, and youth hockey programs. Preference is given to organizations meeting the above criteria. The Philadelphia Flyers are unable to accommodate out-of-area requests, monetary donations, ticket donations, or charitable sponsorships.





## FLYERS COMMUNITY RELATIONS & YOUTH AND AMATEUR HOCKEY



For over 40 years, the Philadelphia Flyers have been innovators in the promotion and growth of youth hockey in the Delaware Valley. The Flyers' Youth and Amateur Hockey Department has become the area's driving force behind ice hockey. Originally an information and statistics bureau, the department has expanded to include programs aimed at helping the sport to grow at all levels. With the help of corporate sponsorship, the Flyers are able to reach out into the community and help nearly 50,000 youth hockey players every year while exposing the sport to hundreds of thousands of people on an annual basis.

In addition to being a source of information about ice hockey in the Delaware Valley, the department runs various instructional and recreational programs, each aimed at a different level of interest.

### Flyers Alumni Fantasy Camp

The Second Annual Flyers Alumni Fantasy Camp took place in August, 2016 in Atlantic City, NJ. Fantasy Camp offers adult hockey players the opportunity to skate alongside Flyers legends. The camp consists of practice sessions led by Flyers Alumni, skills competitions, a round-robin tournament, and various off-ice social activities. Proceeds from Fantasy Camp benefit the Flyers Alumni Association and Flyers Charities.



### Flyers Cup

Each year at the end of high school hockey season, the top 52 local teams compete in the Flyers Cup tournament to determine which schools will represent the Philadelphia region in the Pennsylvania State Championships. The 2016 Flyers Cup Champions were: LaSalle (AAA), Central Bucks South (AA), West Chester Rustin (A), Cherokee (NJ/DE) and Unionville (Girls)

### Flyers Quebec Pee Wee Team

Every February, a group of local 12-year-old hockey players represents the Flyers at the most significant minor hockey tournament in the world – the Quebec International Pee Wee Tournament. About 2,300 young hockey players from 16 countries go to Quebec to participate for the "World Championships of Pee Wee Hockey." The tournament takes place during a period of 11 days, with over 200,000 fans attending every year. The 2017 Flyers Quebec Pee Wee Team consists of the top Philadelphia-area players born in 2004.



# FLYERS COMMUNITY RELATIONS & YOUTH AND AMATEUR HOCKEY

## Flyers On-Ice Clinics

The Flyers are committed to teaching local youth hockey players basic hockey skills. The Flyers on-ice clinics help children learn the fundamentals of ice hockey while using fun and interactive drills. The Youth and Amateur Hockey Coaching Staff along with Flyers Ambassador of Hockey Bob "The Hound" Kelly, conduct a two-hour clinic. The Clinic is divided into two one-hour sessions, providing each group with a chance to participate on-ice. Each participant will receive an autographed puck, Flyers gifts, the memory of a fun time on the ice, and a better understanding of the game of hockey.

---

## Mites on Ice

Mites on Ice provides an opportunity for local hockey players in the Mite and Squirt age bracket to participate in an on-ice scrimmage during intermission of a Flyers home game. The program allows children from various club and in-house leagues throughout the Delaware Valley to play in front of a capacity crowd. For most children, this is their first time feeling the thrill of skating on the same ice as their favorite team. They get to experience the same things their favorite players experience each time they take the ice at the Wells Fargo Center. All participants receive a free Flyers jersey, and unforgettable memories.



To find out more about the **Mites on Ice**, please call the Youth and Amateur Hockey office at (215) 952-5276 or email [Robert\\_Baer@comcastspectacor.com](mailto:Robert_Baer@comcastspectacor.com).

---

## Flyers Pre-and-Post Hockey Games

The Philadelphia Flyers are now offering a chance for local teams to participate in a hockey game before or after select Flyers home games at the Wells Fargo Center. Just by purchasing group tickets to Flyers home games, teams will have an opportunity to play on the same ice as their Flyers' heroes. For further information, please call the Youth and Amateur Hockey office at (215) 952-5276 or email [Robert\\_Baer@comcastspectacor.com](mailto:Robert_Baer@comcastspectacor.com).

---



## PA State High School Championship

The Flyers Youth and Amateur Hockey Department acts as the area coordinator for the Pennsylvania State High School Championships. The three game event takes place in the early spring, immediately following the Flyers Cup Scholastic Championships at Pegula Ice Arena at Penn State University.





## Hockey Week Across Philadelphia

USA Hockey is leading the hockey community in a nationwide celebration of the sport in "Hockey Weekend Across America." The Philadelphia Flyers support this effort with a week of events across the Greater Philadelphia Region to increase public awareness of hockey and provide opportunities for those who have not played hockey to try it. Hockey Week will take place in February, 2017.

---

## Flyers Coaching Symposium

Every year the Flyers conduct a symposium for hockey coaches in the Delaware Valley. The symposium is designed to teach local coaches advanced coaching techniques that can be applied to all age levels, and give them an in-depth hockey analysis. The Flyers have a commitment to youth hockey, and that starts at the coaching level. It is important to encourage good habits and techniques in coaches who are responsible for impressionable children in the community. This symposium is targeted to coaches of all hockey levels. Guest speakers have included current Flyers coaches and training staff, the Flyers Youth and Amateur Hockey Staff, college coaches, and nutritionists.

---

## Flyers Sled Hockey Team

Formed in October of 2010, the Flyers Sled Hockey team features top local sled hockey players, including several players that have competed for the U.S. National team.



**ABDUCTION:** Movement of a joint away from the center of the body.

**ACETABULAR LABRUM:** The cartilage flap that is at the edge of the hip joint socket.

**ACETABULUM:** The “socket” of the hip joint.

**AC JOINT (ACROMIOCLAVICULAR JOINT):** Joint of the shoulder where acromion process of the shoulder blade and the distal end of the collarbone meet; most shoulder separations occur at this point.

**ADDUCTION:** Movement of a joint toward the center of the body.

**ADHESION:** Abnormal adherence of collagen fibers to surrounding structures during immobilization following trauma or as a complication of surgery which restricts normal elasticity of the structures involved; or scar tissue which forms after trauma or surgery which can restrict normal motion.

**AEROBIC:** Exercise in which energy needed is supplied by oxygen inspired and is required for sustained periods of vigorous exercise with a continually high pulse rate.

**ANABOLIC STEROIDS:** Steroids that promote tissue growth by creating protein in an attempt to enhance muscle growth. The main anabolic steroid is testosterone (male sex hormone).

**ANAEROBIC:** Exercise without the use of oxygen as an energy source; short bursts of vigorous exercise.

**ANTERIOR:** Front of the body.

**ANTERIOR CRUCIATE LIGAMENT (ACL):** A primary stabilizing ligament within the center of the knee joint that prevents hyperextension and excessive rotation of the joint. A complete tear of the ACL necessitating reconstruction could require up to 12 months of rehabilitation.

**ANTI INFLAMMATORY:** Any agent, which prevents inflammation, such as aspirin or ibuprofen.

**ARTERIOGRAM:** A film demonstrating arteries after injection of a dye.

**ARTHROGRAM:** X ray technique for joints using air and/or dye injected into the affected area; useful in diagnosing meniscus tears of the knee and rotator cuff tears of the shoulder. May be done in combination with plain x-rays, a CAT scan, or with an MRI scan. At the hip, or other joints, a local anesthetic may also be injected to clinically determine whether pain originates from structures within the joint.

**ARTHROSCOPE:** An instrument used to visualize the interior of a joint cavity.

**ARTHROSCOPY:** A surgical examination of the internal structures of a joint by means of observation through an arthroscope. An arthroscopic procedure can be used to remove or repair damaged tissue or as a diagnostic procedure in order to inspect the extent of any damage or confirm a diagnosis.

**ATROPHY:** To shrivel or shrink from disuse; as in muscular atrophy.

**BAKER'S CYST:** Localized swelling of a bursa sac in the back of the knee as a result of fluid that has escaped from the knee capsule. A Baker's cyst indicates that there is a trauma inside the knee joint that leads to excessive fluid production.

**BONE SCAN:** An imaging procedure in which a radioactive labeled substance is injected into the body to determine the status of a bone injury. If the radioactive substance is taken up by the bone at the injury site, the injury will show as a 'hot spot' on the scan image. The bone scan is particularly useful in the diagnosis of stress fractures.

**BRACHIAL PLEXUS:** The confluence of nerve roots, after leaving the cervical vertebrae that eventually form the individual nerves to the arms.

**BURNER:** An injury to the nerves to the arms, at the neck or brachial plexus, from a traumatic stretching or compression of the nerves. Symptoms typically last minutes to hours.

**BURSA:** A fluid filled sac located in areas where friction is likely to occur. The bursa sac minimizes the friction, for example, between a tendon and bone.

**CARDIAC ATRIUM:** One of the two small pumping chambers in the heart.

**CARDIAC VENTRICLE:** One of the two large, strong pumping chambers of the heart.

**CARPAL BONES:** The bones that are in the wrist between the metacarpals and the radius and ulna from the forearm.

**CARPAL TUNNEL:** Anatomical “tunnel” at the palm side of the wrist made from the wrist bones and ligamentous tissue. The median nerve runs through there, supplying the thumb, index finger and middle finger with sensory and motor nerves. Carpal tunnel syndrome refers to symptoms in the hand of numbness, tingling and pain due to compression on the median nerve.

**CARTILAGE:** Smooth, slippery substance preventing two ends of bones from rubbing together and grating. Most joints use this to cover bones next to each other. A meniscus is made of cartilage.

**CAT SCAN (COMPUTERIZED TOMOGRAPHY):** Use of a computer to produce a cross-sectional view of the anatomical part being investigated from x ray data.

**CELLULITIS:** Infection in the surface layers of the skin.

**CHONDROMALACIA:** Roughening of the articular cartilage. Best known for the roughening of the underside of the kneecap, which can occur in any kneecap injury.

**CLAVICLE:** Collarbone; the bone connecting the breastbone with the shoulder blade.

**CLOSED REDUCTION:** Re-alignment of a fracture or dislocation without surgery.

**COCCYX:** The 'tailbone,' a group of four vertebrae that are fused together to form a small triangular bone, located at the terminal end of the spine.



**CONCUSSION:** Jarring injury of the brain resulting in dysfunction. It can be graded as mild, moderate or severe, depending on loss of consciousness, amnesia and loss of equilibrium. Also known as MTBI (minimally traumatic brain injury). Defined as an alteration in neurological function due to trauma to the brain.

**CONTUSION:** An injury to a muscle and tissues caused by a blow from a blunt object.

**CORTICOSTEROIDS:** Used to suppress joint inflammation and inflammation in a bursa or near tendons.

**COSTOCHONDRAL JUNCTION:** Where the rib bone turns into rib cartilage at the front area of the chest.

**COSTO-STERNAL JOINT:** The joint where the ribs meet the breast bone.

**CRYOTHERAPY:** A treatment with the use of cold.

**CYST:** Abnormal sac containing liquid or semi solid matter.

**DEGENERATIVE JOINT DISEASE:** Changes in the joint surfaces as a result of repetitive trauma and "wear and tear".

**DELTOID LIGAMENT:** Ligament that connects the tibia to bones of the medial aspect of the foot and is primarily responsible for stability of the ankle on the medial side. Is sprained less frequently than other ankle ligaments.

**DELTOID MUSCLE:** Muscles at the top of the arm, just below the shoulder, responsible for shoulder motions in the front, side and back.

**DISC, INTERVERTEBRAL:** A flat, rounded plate between each vertebrae of the spine. The disc consists of a thick fiber ring, which surrounds a soft gel like interior. It functions as a cushion and shock absorber for the spinal column.

**DISLOCATION:** Complete displacement of joint surfaces.

**DYSEQUILIBRIUM:** Disordered sense of balance, without true vertigo.

**ELECTROENCEPHALOGRAPH (EEG):** A test of brain waves to look for areas that can cause seizures or other abnormalities.

**ELECTROMYOGRAM (EMG):** Test to determine nerve function.

**EPICONDYLITIS:** Inflammation of tendons at the elbow due to overuse. Common in tennis players (outer part of elbow) and golfers (inner part of elbow).

**ETIOLOGY:** Study of the cause of injury and disease.

**EXTENSION:** Action of straightening of a joint as achieved by an extensor muscle.

**FASCIA:** A connective tissue sheath consisting of fibrous tissue and fat which unites the skin to the underlying tissue.

**FAT PERCENTAGE:** The amount of body weight that is adipose, fat tissue. Fat percentage can be calculated by underwater weighing, measuring select skin-fold thickness or by analyzing electrical impedance.

**FEMORAL HEAD:** The "ball" of the hip joint.

**FEMUR:** Thighbone; longest bone in the body.

**FIBULA:** Smaller of the two bones in the lower leg; runs from the knee to the ankle along the outside of the lower leg.

**FLEXIBILITY:** The ability of muscle to relax and yield to stretch forces.

**FLEXION:** Action of bending of a joint as achieved by a flexor muscle.

**FRACTURE:** Breach in continuity of a bone. Types of fractures include simple, compound, comminuted, greenstick, incomplete, impacted, longitudinal, oblique, open, stress or transverse.

**GADOLINIUM:** The "dye" used for MRI scans.

**GAMEKEEPER'S THUMB:** A stretch of the ulnar collateral ligament of the thumb that loosens the joint at the base of the thumb.

**GLENOHUMERAL:** The shoulder girdle; consists of the glenoid capsule, head of the humerus and labrum.

**GLENOID:** Cavity of the scapula into which the head of the humerus fits to form the shoulder girdle.

**GLENOID LABRUM:** A rim of fibrocartilaginous tissue attached around the margin of the glenoid fossa.

**GRADE ONE INJURY:** A mild injury in which ligament, tendon or other musculoskeletal tissue may have been stretched, but not torn or otherwise disrupted.

**GRADE TWO INJURY:** A moderate injury in which musculoskeletal tissue has been partially, but not totally torn, causing appreciable limitation in function of the injured tissue.

**GRADE THREE INJURY:** A severe injury in which tissue loss has been significant, and in many cases, totally torn or otherwise disrupted, causing a virtual loss of function.

**GROIN:** Junction of the thigh and abdomen, location of muscles that rotate, flex and adduct the hip.

**HAMMER TOE:** Condition when the first digit of a toe is at a different angle that the remaining digits of the same toe.

**HAMSTRING:** Category of muscle that runs from the buttocks to the knee along the back of the thigh. It functions to flex the knee and is often times injured as a result of improper conditioning or lack of muscle flexibility.

**HEMARTHROSIS:** Accumulation of blood within a joint as a result of an acute injury.

**HEMATOMA:** Mass produced by an accumulation of coagulated blood in a cavity or in soft tissues.

**HIGH ANKLE SPRAIN:** Disruption of thick connective tissue between the tibia and fibula above the ankle joint. Often caused by a hyperextension of the ankle.

**HIP POINTER:** Contusion to the iliac crest.

**HYDROTHERAPY:** Treatment using water.

**HYPEREXTENSION:** Extreme extension of a limb or body part.

**HYPHEMA:** Small amounts of blood in the front chamber of the eye caused by trauma.

**ICE AND STIMULATION:** Use of ice to reduce inflammation and muscle stimulation by surface electrodes to maintain muscle strength used in rehabilitation of injury.



**ILIOFEMORAL BAND:** A thick, wide fascial layer that runs from the iliac crest to the knee joint on the outside of the thigh.

**IMPACT ©:** The computerized neuropsychological testing program, developed at the University of Pittsburgh that the NHL has adopted for the 2007-08 season.

**IMPINGEMENT:** A pinching of a structure, such as rotator cuff impingement sign when the shoulder is raised in certain directions which cause shoulder and upper arm pain. Also seen at the labrum of the hip.

**INFLAMMATION:** The body's natural response to injury in which the injury site might display various degrees of pain, swelling, heat, redness and/or loss of function.

**ISOMETRIC CONTRACTION:** Muscular contraction in which tension is developed but no mechanical work is done.

**LABRUM (LABRUM GLENOIDALE):** The cartilage of the glenoid cavity in the shoulder. A lip edged or lip like structure.

**LATERAL:** On the outer side of a body structure, furthest from the midline of the body.

**LATERAL COLLATERAL LIGAMENT (LCL):** Ligament of the knee along the outer aspect that connects the femur to the fibula. It provides lateral stability to the joint.

**LIGAMENT:** Band of fibrous tissue that connects bone to bone or bone to cartilage and supports and strengthens joints.

**MAGNETIC RESONANCE IMAGING (MRI):** Imaging procedure in which a radio frequency pulse causes certain electrical elements of the injured tissue to react to this pulse and through this process a computer display and permanent film establish a visual image. MRI does not require radiation and is very useful in the diagnosis of soft tissue, disc and meniscus injuries.

**MANDIBLE:** Jaw bone.

**MEDIAL:** On the inner side of a body structure, closest to the midline of the body.

**MEDIAL COLLATERAL LIGAMENT (MCL):** Ligament of knee along the inner aspect that connects the femur to the tibia.

**MENISCUS:** Crescent-shaped cartilage, usually pertaining to the knee joint; also known as cartilage. There are two menisci in the knee - medial and lateral. These work to absorb weight within the knee and provide stability.

**METACARPALS:** Five long bones of the hand, joining the fingers to the wrist.

**METATARSALS:** Five long bones of the foot, running from the ankle to the toes.

**MRSA (METHICILLIN RESISTANT STAPH AUREUS):** A skin bacteria that has become resistant to common penicillins and related antibiotics which can be involved in skin and blood stream infections.

**MSSA (METHICILLIN SENSITIVE STAPH AUREUS):** A skin bacteria that is still sensitive to common penicillins and related antibiotics.

**MYOSITIS:** Inflammation of a muscle.

**NEUROPRAXIA:** A temporary dysfunction of a peripheral nerve.

**NEUROPSYCHOLOGICAL TESTING:** Written or computerized tests which measure memory functions, reaction speeds, and learning functions of the brain. In sports, commonly performed as a part of the clinical evaluation of concussion.

**OPEN REDUCTION:** Re-alignment of a fracture or dislocation with surgery.

**ORBIT:** The complex of facial bones creating the socket for the eyeball, its nerves and muscles, in the skull.

**ORTHOTIC:** Any device applied to or around the body of physical impairment of disability. Commonly used to control foot mechanics.

**OSTEITIS PUBIS:** An inflammation in the joint of the pelvic bones just above the genital area.

**OSTEOCHONDRITIS DESSICANS:** A piece of bone and/or cartilage loosened from its attachment after trauma and a cause of a lesion.

**OSTEOMYELITIS:** An inflammatory disease of bone caused usually by infection with streptococcus or staphylococcus bacteria.

**PATELLA:** The kneecap. The patella functions to protect the distal end of the femur as well as increase the mechanical advantage and force generating capacities of the quadriceps muscle group.

**PHOTOREFRACTIVE KERATECTOMY (PRK):** Type of laser eye surgery used to correct mild to moderate nearsightedness, farsightedness, and/or astigmatism.

**PLANTAR FASCIITIS:** Inflammation of the plantar (a thick tissue on the bottom of the foot which helps create the arch) fascia; associated with overuse or acute foot injury.

**PNEUMOTHORAX:** Air inside the chest cavity and outside of the lung. Can be associated with chest trauma. Can be associated with collapse of the lung.

**POSTERIOR:** Back of the body.

**POSTERIOR CRUCIATE LIGAMENT (PCL):** A primary stabilizing ligament of the knee that provides significant stability and prevents displacement of the tibia backward within the knee joint. A complete tear of this ligament necessitating reconstruction could require up to 12 months of rehabilitation.

**QUADRICEP MUSCLES:** A group of four muscles of the front thigh that run from the hip and form a common tendon at the patella; they are responsible for knee extension.

**RADIUS:** Bone in the forearm from elbow to the thumb side of the wrist.

**RECONSTRUCTION:** Surgical rebuilding of a joint using natural, artificial or transplanted materials.



## SPORTS MEDICINE GLOSSARY

**ROTATOR CUFF:** Comprised of four muscles in the shoulder area that can be irritated by overuse. The muscles are the supraspinatus (most commonly injured), infraspinatus, teres minor and subscapularis.

**SACROILIAC:** Junction of the sacrum, the lower back bone, with the pelvis.

**SACRUM:** Group of five fused vertebrae located just below the lumbar vertebrae of the lower back, which form part of the pelvis.

**SCAPULA:** Shoulder blade.

**SCIATICA:** Irritation of the sciatic nerve resulting in pain or tingling running down the inside of the leg.

**SCIATIC NERVE:** Major nerve that carries impulses for muscular action and sensations between the low back and thigh and lower leg; it is the longest nerve in the body.

**SHIN SPLINT:** A catch all syndrome describing pain in the shin that is not a fracture or tumor and cannot be defined otherwise.

**SPLEEN:** Large, solid organ responsible for the normal production and destruction of blood cells located under the left rib cage.

**SPONDYLOSIS:** Abnormal vertebral fixation or immobility, or a general term for arthritis of the spine.

**SPORTS HERNIA (PREVIOUSLY KNOWN AS A HOCKEY HERNIA):** Not a true tear, or hole, in the abdominal lining, but rather a weakened, possibly inflamed, area in the lower abdominal region from repetitive use of powerful lower abdominal and groin muscles. Seen especially in athletes engaged in ice hockey, soccer or football.

**SPRAIN:** Injury resulting from the stretching or twisting of the joint and causes various degrees of stretching or tearing of a ligament or other soft tissue at the joint.

**STERNOCLAVICULAR JOINT:** The joint where the collar bone meets the breast bone.

**STERNUM:** The breast bone.

**STINGER:** Same as a "burner".

**STRAIN:** Injury resulting from a pulling or torsion to the muscle or tendon that causes various degrees of stretching or tearing to the muscle or tendon tissue.

**STRESS FRACTURE:** A hair line type of break in a bone. Caused by overuse.

**SUBCONJUNCTIVAL HEMORRHAGE:** A broken blood vessel over the white of the eye. Does not affect vision.

**SUBLUXATION:** Partial dislocation of a joint. The term usually implies that the joint can return to a normal position without formal reduction.

**SULFA ANTIBIOTICS:** A group of medications used to treat bacterial illnesses. Used as one of the first choices against MRSA.

**SYNOVIAL FLUID:** Lubricating fluid for joints and tendons, produced in synovium, or the inner lining of a joint.

**SYNOVITIS:** Inflammation of the synovial lining of a joint.

**TALUS:** The ankle bone that articulates with the tibia and fibula to form the ankle joint.

**TARSALS:** Group of seven bones of the foot consisting of the calcaneus, talus, cuboid and three cuneiform bones.

**TENDINITIS:** Inflammation of the tendon and/or tendon sheath, caused by chronic overuse or sudden injury.

**TENDON:** Tissue that connects muscle to bone.

**TENOSYNOVITIS:** Swelling or inflammation of a tendon sheath caused by calcium deposits, repeated strain or trauma.

**TIBIA:** Shin bone; larger of the two bones of the lower leg and is the weight bearing bone of the shin.

**TISSUE GLUE:** A substance similar to "Crazy glue" that can be used instead of sutures or staples to close simple cuts to the skin.

**TRANSCUTANEOUS ELECTRICAL NERVE STIMULATOR (TENS):** An electrical modality that sends a mild current through pads at the injury site which stimulates the brain to release the natural analgesic endorphin.

**TRANSVERSE PROCESS:** Small lateral projection off the right and left side of each vertebrae that functions as an attachment site for muscles and ligaments of the spine.

**TRICEPS:** Muscle of the back of the upper arm, primarily responsible for extending the elbow.

**ULNA:** Inner bone of the forearm that runs from the tip of the elbow to the little finger side of the wrist.

**ULNAR NERVE:** Nerve in the elbow commonly irritated from excessive throwing.

**ULTRASOUND:** An electrical modality that transmits a sound wave through an applicator into the skin to the soft tissue in order to heat the local area for relaxing the injured tissue and/or disperse edema...Also a type of imaging study for certain body areas.

**V O<sub>2</sub> MAX:** A measure of aerobic fitness, measuring the maximal uptake of oxygen a person can achieve with exercise.

**VERTEBRA:** The bones that make the spinal column. Divided into cervical (neck), thoracic (chest) and lumbar (low back) regions.

**VERTIGO:** Dizziness with a sensation of the world spinning around a person. Can be caused by trauma, viral illnesses, or occurs spontaneously.










**"WIND KNOCKED OUT":** Syndrome describing a contraction of the abdominal nerve trunk, the solar plexus, as a result of an abdominal contusion.

**ZYGOMA:** The cheek bone.

Edited by Dr. Gary W. Dorshimer and Flyers Athletic Trainer & Strength and Conditioning Coach Jim McCrossin



# NHL INFORMATION

| WESTERN CONFERENCE  |   | EASTERN CONFERENCE  |  |
|---|---|---|--|
| PACIFIC   | CENTRAL   | ATLANTIC  | METROPOLITAN   |
|  ANAHEIM     |  CHICAGO   |  BOSTON    |  CAROLINA     |
|  CALGARY     |  COLORADO  |  BUFFALO   |  COLUMBUS     |
|  EDMONTON    |  DALLAS    |  DETROIT   |  NJ DEVILS    |
|  LOS ANGELES |  MINNESOTA |  FLORIDA   |  NY ISLANDERS |
|  PHOENIX     |  NASHVILLE |  MONTRÉAL  |  NY RANGERS   |
|  SAN JOSE    |  ST. LOUIS |  OTTAWA    |  PHILADELPHIA |
|  VANCOUVER   |  WINNIPEG  |  TAMPA BAY |  PITTSBURGH   |
|   |   |  TORONTO   |  WASHINGTON   |

In 2013-14, The League went to a realigned format for geographic purposes and has decided to stick with geographic names for the four new divisions. Three of the four names are carryovers from the old six-division alignment, but the League added a new name to the mix.

The four division names are Atlantic, Metropolitan, Central and Pacific. The Atlantic and Metropolitan divisions make up the Eastern Conference and each division has eight teams. The Central and Pacific divisions make up the Western Conference and have seven teams in each division.

The Atlantic Division teams are: Boston Bruins, Buffalo Sabres, Detroit Red Wings, Florida Panthers, Montreal Canadiens, Ottawa Senators, Tampa Bay Lightning and Toronto Maple Leafs.

The Red Wings moved from the Western Conference to the Eastern.

The Metropolitan Division includes the three New York-area teams -- New York Rangers, New York Islanders and New Jersey Devils -- along with the Washington Capitals, Pittsburgh Penguins, Philadelphia Flyers, Carolina Hurricanes and Columbus Blue Jackets, who are joining the Red Wings in the move east.

The new Central Division in the Western Conference includes the Chicago Blackhawks, St. Louis Blues, Nashville Predators, Minnesota Wild, Colorado Avalanche, Dallas Stars and Winnipeg Jets, who moved from the Eastern Conference to the Western.

The new Pacific Division includes the Los Angeles Kings, Anaheim Ducks, Phoenix Coyotes, San Jose Sharks, Vancouver Canucks, Calgary Flames and Edmonton Oilers.

**THE STANLEY CUP PLAYOFFS** will still consist of 16 teams, eight from each conference, but it will be division-based and a wild-card system has been added.

The top three teams in each division will make up the first 12 teams in the playoffs. The remaining four spots will be filled by the next two highest-placed finishers in each conference -- regardless of division -- based on regular-season points. It will be possible for one division to send five teams to the postseason while the other sends three.

The seeding of the wild-card teams within each divisional playoff will be determined by regular-season points. The division winner with the most points in the conference will be matched against the wild-card team with the fewest points; the division winner with the second-most points in the conference will play the wild-card team with the second-fewest points.

The teams finishing second and third in each division will play in the first round of the playoffs. The winners of each series will play for berths in the conference championship series.

The winners of the conference championships advance to the Stanley Cup Final.





# 2016-2017 NHL OFFICIALS

## REFEREES

| NAME                 | NUMBER |
|----------------------|--------|
| Brenk, Jacob*        | 42     |
| Charron, Francis     | 6      |
| Chmielewski, Tom*    | 43     |
| Dwyer, Gord          | 19     |
| Furlatt, Eric        | 27     |
| Hanson, Trevor       | 31     |
| Hebert, Ghislain     | 22     |
| Hebert, Jean         | 15     |
| Jackson, Dave        | 8      |
| Joannette, Marc      | 25     |
| Kowal, Tom           | 32     |
| Kozari, Steve        | 40     |
| L'Ecuyer, Frederick  | 17     |
| Lambert, Pierre*     | 47     |
| Lee, Chris           | 28     |
| Leggo, Mike          | 3      |
| Lewis, Dave*         | 46     |
| Luxmore, Thomas John | 21     |
| MacDougall, Peter*   | 45     |
| McCauley, Wes        | 4      |
| Mclsaac, Jon         | 2      |
| Meier, Brad          | 34     |
| Morton, Dean         | 36     |
| Nicholson, Kendrick  | 30     |
| O'Halloran, Dan      | 13     |
| O'Rourke, Dan        | 9      |
| Peel, Tim            | 20     |
| Pochmara, Brian      | 16     |
| Pollock, Kevin       | 33     |
| Rank, Garrett        | 7      |
| Rehman, Kyle         | 10     |
| Romasko, Evgeny*     | 39     |
| Rooney, Chris        | 5      |
| Schlenker, Chris*    | 48     |
| Skilliter, Graham    | 24     |
| South, Furman*       | 44     |
| St. Pierre, Justin   | 12     |
| St-Laurent, Francois | 38     |
| Sutherland, Kelly    | 11     |
| Voss, Cameron*       | 41     |
| Walsh, Ian           | 29     |
| Watson, Brad         | 23     |

## LINESMEN

| NAME               | NUMBER |
|--------------------|--------|
| Alphonso, Shandor  | 52     |
| Amell, Derek       | 75     |
| Barton, Steve      | 59     |
| Berg, Devin        | 87     |
| Brisebois, David   | 96     |
| Cameron, Lonnie    | 74     |
| Cherrey, Scott     | 50     |
| Cormier, Michel    | 76     |
| Daisy, Ryan*       | 81     |
| Devorski, Greg     | 54     |
| Driscoll, Scott    | 68     |
| Galloway, Ryan     | 82     |
| Gawryletz, Brandon | 64     |
| Gibbons, Ryan      | 58     |
| Gibbs, Darren      | 66     |
| Grandt, John*      | 98     |
| Henderson, Don     | 91     |
| Heyer, Shane       | 55     |
| Knorr, Trent       | 63     |
| Kovachik, Brad     | 71     |
| Mach, Brian        | 78     |
| MacPherson, Matt   | 83     |
| Miller, Steve      | 89     |
| Murchison, Kiel    | 79     |
| Murphy, Brian      | 93     |
| Murray, Jonny      | 95     |
| Nagy, Kory*        | 97     |
| Nansen, Derek      | 70     |
| Nowak, Tim         | 77     |
| Pancich, Bryan     | 94     |
| Racicot, Pierre    | 65     |
| Rody, Vaughan      | 73     |
| Sericolo, Anthony  | 84     |
| Sharrers, Jay      | 57     |
| Shewchyk, Mark     | 92     |
| Wheler, Mark       | 56     |

\*Minor league officials



# 2016-2017 NHL KEY DATES

## SEPTEMBER

- 17 – Oct. 1 2016 World Cup of Hockey tournament (Air Canada Centre, Toronto, Ont.)
- 22 Training camps open
- 22 CCM/USA Hockey All-American Prospects Game (Philadelphia, Pa.)
- 25 Preseason schedule begins

## OCTOBER

- 2 2016 Kraft Hockeyville™ Canada (Kal Tire Place, Vernon, B.C.) Los Angeles Kings vs. Edmonton Oilers
- 4 2016 Kraft Hockeyville™ USA (Lakeview Arena, Marquette, Mich.) Carolina Hurricanes vs. Buffalo Sabres
- 11 Opening day playing rosters set (5 p.m. ET)
- 12 Opening night: 2016-17 NHL regular season begins Edmonton Oilers play first NHL game at Rogers Place (vs. Calgary)
- 13 Pittsburgh Penguins raise Stanley Cup banner Washington Capitals at Pittsburgh Penguins
- 22 2016 Tim Hortons NHL Heritage Classic™ Alumni Game: (Investors Group Field, Winnipeg, Man.)
- 23 2016 Tim Hortons NHL Heritage Classic™ Edmonton Oilers at Winnipeg Jets (Investors Group Field, Winnipeg, Man.)
- 24 – Nov. 18 Hockey Fights Cancer Awareness Month

## NOVEMBER

- 11 Hockey Hall of Fame Game: Philadelphia Flyers at Toronto Maple Leafs
- 14 Hockey Hall of Fame induction ceremony (Toronto, Ont.) Inductees: Eric Lindros, Sergei Makarov, Rogatien Vachon (Player category); Pat Quinn (Builder category); Sam Rosen, Bob Verdi (Media honorees).
- 15 NHL General Managers Meeting (Toronto, Ont.)
- 25 2016 Discover NHL Thanksgiving Showdown™ New York Rangers at Philadelphia Flyers (1 p.m. ET)
- 26 NHL Founders Day (1917)
- 30 U.S. Hockey Hall of Fame Induction (Philadelphia, Pa.) Inductees: 1996 World Cup of Hockey championship team, Craig Janney, Bill Belisle. Celebration of Lester Patrick (Philadelphia, Pa.) Recipients: TBA

## DECEMBER

- 1 Signing deadline for Group 2 free agents (5 p.m. ET)
- 19-27 Holiday roster freeze in effect: For all players on an NHL active roster, injured reserve, or with non-roster and injured non-roster status as of midnight (local time) Dec. 19, a roster freeze shall apply through midnight (local time) Dec. 27, with respect to waivers, trades and loans, subject to the exceptions provided for in CBA Article 16.5 (d).
- 24-26 Holiday break (no scheduled practices – dressing rooms closed)
- 26 – Jan. 5 IIHF World Junior Championship (Montreal, Que. & Toronto, Ont.)
- 31 2017 NHL Winter Classic @ Alumni Game (Busch Stadium, St. Louis, Mo.)

## JANUARY

- 1 NHL Centennial Classic™ Detroit Red Wings at Toronto Maple Leafs (BMO Field, Toronto, Ont.)
- 2 2017 Bridgestone NHL Winter Classic @ Chicago Blackhawks at St. Louis Blues (Busch Stadium, St. Louis, Mo.)
- 10 USHL/NHL Top Prospects Game (Sioux Falls, S.D.)
- Week of 16th NHL Central Scouting Mid-Season Rankings release
- 27-30 NHL All-Star Break (no games played)
- 27-29 No scheduled practices – dressing rooms closed
- 28 – 30 AHL All-Star Classic (Allentown, Pa.)
- 28 NHL All-Star Skills Competition™ (STAPLES Center, Los Angeles, Calif.)
- 29 2017 NHL All-Star Game (STAPLES Center, Los Angeles, Calif.)
- 30 CHL/NHL Top Prospects Game (Quebec City, Que.)
- 31 NHL regular season resumes



# 2016-2017 NHL KEY DATES

## FEBRUARY

- 1 Hockey is for Everyone Month
- 18 17th Annual Scotiabank Hockey Day in Canada (Host: Kenora, Ont.)
- 25 2017 Coors Light NHL Stadium Series™ Philadelphia Flyers at Pittsburgh Penguins (Heinz Field, Pittsburgh, Pa.)
- 19 – 26 Hockey Week Across America (USA Hockey)

## MARCH

- 1 Trade Deadline (3 p.m. ET)
- 6-8 NHL General Managers Meeting (Boca Raton, Fla.)

## APRIL

- 6-8 NCAA Frozen Four (United Center, Chicago, Ill.)
- 9 Last day of regular season
- Final regular season game at Joe Louis Arena (5 p.m.)
- Week of 10th NHL Central Scouting Final Rankings release
- 12 Stanley Cup Playoffs begin
- 13-23 IIHF Under-18 World Championship (Poprad & Spisska Nova Ves, Slovakia)
- TBA 2017 NHL Draft Lottery

## MAY

- 5-21 IIHF World Championship (Cologne, Germany & Paris, France)
- 18-28 CHL Memorial Cup (Windsor, Ont.)
- 28-June 3 2017 NHL Combine (Buffalo, N.Y.)

## JUNE

- 14 Last possible day for 2017 Stanley Cup Final
- 23-24 2017 NHL Draft (United Center, Chicago, Ill.)
- TBA 2017 NHL Awards

## JULY

- 1 Free agency begins (12 p.m. ET)
- 5 Deadline for player-elected salary arbitration notification (5 p.m. ET)
- 6 Deadline for club-elected salary arbitration notification (5 p.m. ET)
- 20-Aug. 4 Salary arbitration hearings held

## AUGUST

- 6 Deadline for salary arbitration decisions to be rendered



# PHILADELPHIA FLYERS MEDIA INFORMATION & WELLS FARGO CENTER INFORMATION

## EXECUTIVE OFFICES:

Broad Street entrance, West side (215) 465-4500.

## WELLS FARGO CENTER BOX OFFICE:

Broad Street South side, Box Office is open:

Weekdays ..... 9 am to 6 pm

Saturdays ..... 10 am to 4:30 pm

Sundays & Holidays ..... Event days only

Tickets for all Wells Fargo Complex events can be purchased at the Wells Fargo Center Box Office and WellsFargoCenterPhilly.com.

## TICKETS FOR UPCOMING EVENTS:

Main Concourse Level, opposite Section 104.

## WILL CALL:

Wells Fargo Center Box Office, Designated Windows.

## GUEST SERVICES CENTERS:

Main Concourse Level in the Broad Street Atrium. Mezzanine Concourse Level, Broad Street South side.

## SECURITY OFFICE:

Main Concourse Level, Broad Street West side.

## FIRST AID ROOM:

Main Concourse Level, 11th Street North side.

## PUBLIC TELEPHONES:

Main Concourse and Mezzanine Levels, various locations.

## SMOKING POLICY:

Wells Fargo Center is a smoke-free facility.

## TELEPHONE SERVICE:

Requests for telephone lines in press box or other areas should be directed to Shirley Posey in the Wells Fargo Center Operations Department at (215) 389-9475.

## FLYERS MEDIA WEBSITE:

The Flyers PR department maintains a password-protected media information page. Updated on a daily basis, this page contains archived press releases, postgame notes & quotes, practice schedules, teleconference transcripts, and much more. For login information, please contact a member of the Flyers PR department.

## CREDENTIALS:

Credentials are required for access into the building. Season passes are issued to those media members who regularly cover the Flyers. Individual game passes may be applied for by contacting the Flyers Public Relations Department via email at Brian\_Smith@comcastspectacor.com at least 24 hours prior to a game. Press box space is limited. For this reason, the Flyers ask that any media member holding a season pass and not covering a game to notify the Flyers Public Relations Office by NOON on the day of the game at (215) 389-9554, especially during the latter part of the regular season and the playoffs.

## BLOGGERS & WEBSITE MEDIA (unaffiliated with a traditional media outlet):

The Flyers have in the past granted game-by-game credentials to selected blogs and websites. Due to space constraints in the Flyers locker room and in the press box, the Flyers are no longer granting credentials to blogs other than the ones that have regularly attended in the past.

Bloggers are welcome to contact the Flyers PR department at (215) 389-9554 to be added to the team's postgame distribution lists, which include postgame quotes and statistical information.

## PHOTOGRAPHERS:

Photographers from accredited magazines, newspapers and wire services may shoot from designated areas. Positions are assigned on a period-by-period basis by Sean Jack, Press Box Steward. Those photographers who need access to strobes must contact the Flyers Public Relations Department at least 24 hours prior to a game at (215) 952-5780.

## PRESS PARKING:

Media members attending a Flyers game at the Wells Fargo Center should park in F-lot, located north of the Wells Fargo Center along 11th Street. Access to this lot is by permit only. Media members who cover the Flyers on a regular basis will receive parking passes. Parking space is limited and is on a first come, first-served basis.

## PRESS ENTRANCE:

Media members attending Flyers games at the Wells Fargo Center should enter the building on the North side of the Building through the press entrance, which is located on the Main Concourse level and is marked as Stairwell 18. All media members are asked to have their passes ready to present to security at the entrance.

## LOWER PRESS:

Lower press is located in the Northeast corner of the Event Floor Level (Level One). Game notes, press kits and food are available to the media in the press lounge during the course of an event. Storage and working space is also made available for media members' use in the press lounge. Meals are served two hours before face-off time. Refreshments are available during the game.

## LOCKER ROOMS:

The locker rooms are located on the West side (Broad Street) of the Event Level. Unless otherwise indicated, locker rooms are open to the media after the game only. All media members are asked to have their passes ready to present to security at the entrance. No autographs are permitted in the locker room area.

## PRESS BOX:

The press box, located on the East side (11th Street) of the Balcony Level (Level Seven), is accessible from both the press lounge and from the concourse via a press elevator, located in the Northeast corner of the building. The following services are provided to all media members in the press box:

1. Pre-game and post-game information, statistics and summaries
2. Updates during the game regarding statistics & officiating decisions and other items of interest.
3. Closed circuit television monitors of game action
4. Work area

## TELEVISION TRUCKS:

Television stations/networks covering events at the Wells Fargo Center should contact Chris Corey (215-952-5364; Chris\_Corey@comcastspectacor.com) of the Electronic Media Department with technical requirements and Ben Schlegel (215-952-5786; Ben\_Schlegel@Comcast Spectacor.com) in the Operations Department regarding parking and security. Television trucks will be able to park and connect to the Wells Fargo Center on the north side of the Event Level. Trucks should enter the Wells Fargo Center from the 11th Street entrance and proceed to the loading dock area.

## MEDIA SERVICES STAFF:

Sr. Director of Communications ..... Zack Hill  
Director, Public Relations ..... Joe Sivilite  
Manager, Broadcasting & Media Services ..... Brian Smith  
Press Box Steward ..... Sean Jack  
Event Manager ..... Ben Schlegel

Press Box Phone ..... (215) 336-3600 ext. 115



**PHILADELPHIA FLYERS PUBLIC RELATIONS CONTACTS**



**Zack Hill**  
Senior Director,  
Communications



**Joe Siville**  
Director,  
Public Relations



**Brian Smith**  
Manager, Broadcasting  
& Media Services

**PHILADELPHIA FLYERS MEDIA**



**Sam Carchidi**  
Philadelphia Inquirer



**Wayne Fish**  
Bucks County  
Courier Times



**Dan Gelston**  
Associated Press



**Dave Isaac**  
Camden Courier Post



**Bill Meltzer**  
Hockeybuzz



**Tim Panaccio**  
CSNPhilly.com



**Rob Parent**  
Delaware County Times



**Jay Greenberg**  
Philadelphiaflyers.com













Since its inception, Flyers Charities has contributed over \$26 million to charity. The funds raised from the Flyers Wives Carnival and other initiatives and events help support hundreds of non-profit organizations throughout the Greater Philadelphia Region, including the Ed Snider Youth Hockey Foundation.

Flyers Charities proudly supports a multitude of worthy non-profit organizations that provide educational and recreational resources to underserved youth, engage in important medical and healthcare research, and countless community development initiatives.

For more information on Flyers Charities or to find out how you can help our community, log onto [philadelphiaflyers.com/charities](http://philadelphiaflyers.com/charities)

**Thank you for your support!**

COMCAST  
SPECTACOR



# 2016-17 PHILADELPHIA FLYERS SEASON SCHEDULE

**OCT**

| SUNDAY             | MONDAY             | TUESDAY            | WEDNESDAY | THURSDAY           | FRIDAY              | SATURDAY           |
|--------------------|--------------------|--------------------|-----------|--------------------|---------------------|--------------------|
| 2                  | 3                  | 4                  | 5         | 6                  | 7                   | 8                  |
| 9                  | 10                 | 11                 | 12        | 13                 | 14 LAK 10:30<br>CSN | 15 ARI 8:00<br>CSN |
| 16                 | 17                 | 18 CHI 8:30<br>CSN | 19        | 20 ANA 7:00<br>CSN | 21                  | 22 CAR 7:00<br>CSN |
| 23                 | 24 MTL 7:30<br>CSN | 25 BUF 7:30<br>CSN | 26        | 27 ARI 7:00<br>CSN | 28                  | 29 PIT 7:00<br>CSN |
| 30 CAR 5:00<br>TCN | 31                 |                    |           |                    |                     |                    |

**JAN**

| SUNDAY              | MONDAY | TUESDAY            | WEDNESDAY            | THURSDAY           | FRIDAY | SATURDAY           |
|---------------------|--------|--------------------|----------------------|--------------------|--------|--------------------|
| 1 ANA 8:00<br>CSN   | 2      | 3                  | 4 NYR 8:00<br>NBCSN  | 5                  | 6      | 7 TBL 1:00<br>CSN  |
| 8 CBJ 8:00<br>TCN   | 9      | 10 BUF 7:00<br>CSN | 11                   | 12 VAN 7:00<br>CSN | 13     | 14 BOS 1:00<br>CSN |
| 15 WAS 12:30<br>CSN | 16     | 17                 | 18                   | 19                 | 20     | 21 NJD 7:00<br>TCN |
| 22 NYR 8:00<br>CSN  | 23     | 24                 | 25 NYR 8:00<br>NBCSN | 26 TOR 7:00<br>CSN | 27     | 28                 |
| 29                  | 30     | 31 CAR 7:00<br>CSN |                      |                    |        |                    |

**NOV**

| SUNDAY             | MONDAY             | TUESDAY              | WEDNESDAY          | THURSDAY           | FRIDAY | SATURDAY          |
|--------------------|--------------------|----------------------|--------------------|--------------------|--------|-------------------|
| 1                  | 2                  | 3 DET 8:00<br>NBCSN  | 4                  | 5 NYI 7:00<br>CSN  | 6      | 7 MTL 7:00<br>TCN |
| 8 DET 7:00<br>CSN  | 9                  | 10                   | 11 TOR 7:00<br>TCN | 12 MIN 7:00<br>CSN | 13     | 14                |
| 15 OTT 7:00<br>CSN | 16                 | 17 WPG 7:00<br>CSN   | 18                 | 19 TBL 1:00<br>CSN | 20     | 21                |
| 22 FLA 7:30<br>CSN | 23 TBL 7:30<br>TCN | 24                   | 25 NYR 1:00<br>NBC | 26                 | 27     | 28                |
| 29 CGY 7:30<br>CSN | 30                 | 31 BOS 7:30<br>NBCSN |                    |                    |        |                   |

**FEB**

| SUNDAY              | MONDAY | TUESDAY            | WEDNESDAY | THURSDAY           | FRIDAY | SATURDAY           |
|---------------------|--------|--------------------|-----------|--------------------|--------|--------------------|
| 1                   | 2      | 3                  | 4         | 5 MTL 7:00<br>CSN  | 6      | 7 LAK 1:00<br>CSN  |
| 8                   | 9      | 10                 | 11        | 12 NYI 7:00<br>TCN | 13     | 14 SJS 1:00<br>CSN |
| 15                  | 16     | 17                 | 18        | 19 EDM 9:00<br>CSN | 20     | 21                 |
| 22 VAN 10:00<br>CSN | 23     | 24                 | 25        | 26                 | 27     | 28                 |
| 29                  | 30     | 31 COL 7:00<br>CSN |           |                    |        |                    |

**DEC**

| SUNDAY | MONDAY | TUESDAY | WEDNESDAY | THURSDAY | FRIDAY | SATURDAY |
|--------|--------|---------|-----------|----------|--------|----------|
| 1      | 2      | 3       | 4         | 5        | 6      | 7        |
| 8      | 9      | 10      | 11        | 12       | 13     | 14       |
| 15     | 16     | 17      | 18        | 19       | 20     | 21       |
| 22     | 23     | 24      | 25        | 26       | 27     | 28       |
| 29     | 30     | 31      |           |          |        |          |

**MAR**

| SUNDAY | MONDAY | TUESDAY | WEDNESDAY | THURSDAY | FRIDAY | SATURDAY |
|--------|--------|---------|-----------|----------|--------|----------|
| 1      | 2      | 3       | 4         | 5        | 6      | 7        |
| 8      | 9      | 10      | 11        | 12       | 13     | 14       |
| 15     | 16     | 17      | 18        | 19       | 20     | 21       |
| 22     | 23     | 24      | 25        | 26       | 27     | 28       |
| 29     | 30     | 31      |           |          |        |          |

■ Home Game  
■ Away Game

All times are Eastern, PM except where noted and are subject to change.  
CSN = Comcast Sportsnet  
NBC = NBC Sports  
NBCSN = NBC Sports Network

**APR**

| SUNDAY | MONDAY | TUESDAY | WEDNESDAY | THURSDAY | FRIDAY | SATURDAY |
|--------|--------|---------|-----------|----------|--------|----------|
| 1      | 2      | 3       | 4         | 5        | 6      | 7        |
| 8      | 9      | 10      | 11        | 12       | 13     | 14       |
| 15     | 16     | 17      | 18        | 19       | 20     | 21       |
| 22     | 23     | 24      | 25        | 26       | 27     | 28       |
| 29     | 30     | 31      |           |          |        |          |

PHILADELPHIAFLYERS.COM

