

2016-17



# NEW JERSEY DEVILS

## MEDIA GUIDE



# ONE JERSEY



Prudential Center



# PROUD TO CALL NEWARK HOME FOR OVER 140 YEARS.

Prudential was born and bred in Newark. Our hometown has always shaped who we are. And today, we continue to bring out the best in each other.

Together, we're creating avenues for new ideas and technologies to emerge. For businesses, nonprofit organizations, and educational institutions to thrive. For individuals and families to uncover more opportunity and achieve greater success.

Visit [prudential.com](http://prudential.com) to learn more about Prudential's commitment to our hometown and to communities across New Jersey and beyond.

**Prudential is a proud sponsor of the New Jersey Devils.**



**Prudential**  
Bring Your Challenges®

# NEW JERSEY DEVILS



# TABLE OF CONTENTS

## 2016-17 MEDIA GUIDE

### TABLE OF CONTENTS

#### THE FRONT OFFICE

Organizational Directory .....	3
Owners .....	4-5
Management .....	6-10
Coaching Staff .....	11-19
Development Staff .....	20-23
Scouting Staff .....	24-25
Training/Equipment Staff .....	26-27
Office Staff .....	28
Communications Department .....	29

#### THE DEVILS

Player Biographies .....	34-84
In the System .....	86-97
Albany Devils Directory/Schedule/Stats .....	98-99
Prospects .....	100
Draft History .....	101-103
How the Devils Were Built .....	104
Roster .....	105-106

#### 2015-16 REVIEW

Final NHL/Devils' Statistics .....	108-109
Eastern Conference Day-by-Day .....	110-113
Game-by-Game .....	114-115
At Home/Away .....	116
Season Records .....	117
Statistical Breakdown .....	118-119
Injuries .....	120
Transactions .....	121
Shootouts .....	122

#### DEVILS VS. OPPONENTS

2015-16/All-Time Results/Statistics .....	123-182
---	---------

#### TEAM HISTORY & RECORDS

Season Records .....	184-185
All-Time Leader Board .....	186
Season Leaders .....	187
Executive Personnel .....	188
Coaching Records .....	189
Season/Coaching Records 1974-82 .....	190
Extra Attacker .....	191
Dates in History .....	192-193
Alumni .....	194-209
All-Time Transactions .....	210-215
By Number .....	216
Retired Numbers .....	217-218
Award Winners .....	220-221
1982-83 to 2014-15 Statistics/Results .....	222-253
All-Star Game .....	254-255
All-Time Goaltending .....	255
Overtime/Shootout History .....	256-261
Specialty Teams .....	262-263
Hat Tricks .....	264-265
All-Time Goalies vs. NHL .....	266-267
Shootouts .....	268-269
Team/Individual Regular-Season Records .....	270-280

#### PLAYOFFS

Final NHL Statistics .....	282
All-Time Playoff Statistics .....	284-285
All-Time Playoff Results .....	286-291
Playoffs/OT, ShO, Hat Tricks & PS .....	292-293
Team/Individual Playoff Records .....	294-305

#### MISCELLANEOUS

2016-17 Schedule .....	2
Prudential Center .....	30-31
New Jersey High School Hockey Listing .....	77
Fan Club Awards .....	105
Season-Opening/Closing Records .....	103
New Jersey Area Rinks .....	112
Consecutive Division Championships .....	113
Multiple-Point Games .....	118
Penalty Breakdown .....	119
Babes & Seniors .....	120
2015-16 NHL Shootout Details .....	122
Individual Records vs. Opponents .....	152
Individual Records vs. Devils .....	180
National Hockey League Directory .....	182
Blowing the Whistle .....	182
Vs. Expansion Teams .....	190
2015-16 Hockey Champions .....	251
Jersey Devils Name & Legend .....	259
Consecutive 40 Wins/.500 Win %/Playoff Seasons .....	269
Directions to Prudential Center .....	283
Consecutive Years in Playoffs .....	300
While at Prudential Center .....	301
Devils' Playoff Record Scenarios .....	305
NJSIAA Ice Hockey Championships .....	306
In the Community .....	308-309
Medical Glossary .....	310-311
How to Figure .....	312
NHL Alignment .....	313
Broadcasters .....	314-315
Media Info .....	316
Gamenights at Prudential Center .....	316
TV/Radio Schedule .....	317
Prudential Center Policies .....	318
Critical Dates .....	319
NHL PR Directory .....	320


**Editors:** Pete Albiets  
James Stolfi

**Editorial Assistants:** Eric Marin  
Scott Litwack  
Kyle McKenna  
Kevin Zalaznik

**Concept/Design:** Bradley Getty

**Photographer:** Andy Marlin  
Getty Images

**Layout/Typesetting:** Eric Schwartz  
Mark Lithography/Kay Printing  
Clifton, NJ



New Jersey Devils and the Devils' logo are registered trademarks of the New Jersey Devils.  
©2016-17 New Jersey Devils, all rights reserved.

**On the Cover:** Right wing no. 21 Kyle Palmieri (left), Center no. 19 Travis Zajac (right), and Goaltender no. 35 Cory Schneider (center) help represent One Jersey.

### OCTOBER 2016

S	M	T	W	T	F	S
						1
2	3	4	5	6	7	8
9	10	11	12	13 7:30	14	15 7:00
16	17	18 7:00	19	20 7:00	21	22 7:00
23	24	ANA		BOS		MIN
30	31	25 7:00	26	27	28 7:30	29 7:00
		ARI			CHI	TB

### JANUARY 2017

S	M	T	W	T	F	S
1	2 7:00	3 7:00	4	5	6 7:30	7 7:00
8	BOS	CAR			TOR	EDM
15	16	17 8:00	18	19	20 7:30	21 7:00
VAN		MIN			MTL	PHI
22	23	24 7:00	25	26 7:00	27	28
29	30	31 7:30	27	28	29	30
		DET				

### NOVEMBER 2016

S	M	T	W	T	F	S
		1	2	3 7:30	4	5 7:00
				FLA		TB
6 6:00	7	8 7:00	9	10	11 7:00	12 7:00
CAR		CAR			BUF	BUF
13	14	15 8:30	16	17 10:00	18	19 4:00
		DAL		ANA		LA
20	21 10:30	22	23 7:00	24	25 7:30	26 7:00
	SJ		TOR		DET	PIT
27	28	29 8:00	30			
		WPG				

### FEBRUARY 2017

S	M	T	W	T	F	S
			1	2	3 7:30	4 7:00
					CGY	CBJ
5	6 7:00	7	8	9	10	11
	BUF					
12 12:30	13	13 7:00	15	16 7:00	17	18 7:00
SJ		COL		OTT		NYI
19 6:00	20	21 7:00	22	23	24	25 8:00
NYI		OTT				NYR
26	27 7:00	28				
	MTL					

### DECEMBER 2016

S	M	T	W	T	F	S
				1 8:30	2	3 2:00
				CHI		NSH
4	5	6 7:00	7	8 7:30	9 7:30	10
		VAN		MTL	STL	
11 7:00	12	13	14	15 8:00	16	17 7:00
NYR				STL		OTT
18 7:30	19	20 7:00	21	22 7:00	23 7:00	24
NYR		NSH		PHI	PIT	
25	26	27 7:00	28	29 7:00	30	31 1:00
		PIT		WSH		WSH

### MARCH 2017

S	M	T	W	T	F	S
			1	2 7:00	3	4 7:00
				WSH		BOS
5 5:00	6	7 7:00	8	9 9:00	10	11 8:00
CBJ		CBJ		COL		ARI
12	13	14 7:00	15	16 7:00	17 7:00	18
		WPG		PHI	PIT	
19 1:00	20	21 7:00	22	23 7:30	24	25 7:00
CBJ		NYR		TOR		CAR
26 5:00	27	28	29	30	31 7:30	
DAL					NYI	

■ HOME □ AWAY

All times are Eastern.

Most games televised over



Most games broadcast over



Schedule subject to change.

Check your local listings.

All-Star Game Jan. 29 at Los Angeles.



### APRIL 2017

S	M	T	W	T	F	S
						1 7:00
						PHI
2	3	4 7:00	5	6 7:00	7	8 8:00
		PHI		PIT		NYI
9 5:00	10	11	12	13	14	15
DET						

For information on Devils' ticket plans, please call 1-800-NJ-DEVIL.

For individual game tickets contact [ticketmaster](http://ticketmaster.com)

1-800-745-3000

[newjerseydevils.com](http://newjerseydevils.com) • [prucenter.com](http://prucenter.com) • [ticketmaster.com](http://ticketmaster.com)

# NEW JERSEY DEVILS

Owner/Chairman/Governor	Joshua Harris
Owner/Vice Chairman/Alternate Governor	David Blitzer
Co-Owners	Marc Leder, Michael Rubin
Chief Executive Officer, New Jersey Devils & Prudential Center/Alternate Governor	Scott O'Neil
President, New Jersey Devils & Prudential Center	Hugh Weber
Executive Vice President, Hockey Operations/General Manager/Alternate Governor	Ray Shero
Assistant General Manager, Hockey Operations	Tom Fitzgerald
Senior Director of Player Personnel, Hockey Operations	Dan MacKinnon
Vice President, Hockey Operations	Stephen Pellegrini

## HOCKEY CLUB PERSONNEL

Head Coach	John Hynes
Assistant Coaches	Geoff Ward
	Alain Nasreddine
	Ryane Clowe
Goaltending Coach	Chris Terreri
Development/Skills Coach	Perti Hasanen
Development Coaches	Patrick Rissmiller
	Eric Weinrich
Goaltending Development Coach	Scott Clemmensen
Hockey Operations Video Coordinator	Taran Singleton
Video Assistant	Matthew DeMado
Consultant	Jacques Laperriere
Director, Amateur Scouting	Paul Castron
Assistant Director, Amateur Scouting	Gates Orlando
Amateur Scouting Staff	Ryan Breen
	Glen Dirk
	Scott Lachance
	Jan Ludvig
	Jim Mill
	Pierre Mondou
	Lou Reycroft
	Andy Schneider
	Steve Smith
	Geoff Stevens
Amateur Scouting Staff - Europe	Timo Blomqvist
	Niklas Evertsson
	Misha Manchik
	Vaclav Slansky, Jr.
Pro Scouting Staff	Bob Hoffmeyer
	Claude Noel
	Andre Savard
	Nick Vitucci
Scouting Staff Assistant	Callie A. Smith

## EQUIPMENT/TRAINING STAFF

Head Athletic Trainer	Kevin Morley
Assistant Athletic Trainer	Steve Ruhmel
Equipment Manager	Rich Matthews
Assistant Equipment Managers	Jason McGrath
	Chris Scoppetto
	Mike Thibault
Strength/Conditioning Coach	Joe Lorincz
Assistant Strength/Conditioning Coach	Jaime Rodriguez
Massage Therapist	Brian Smith
Director, Player and Team Development	Dr. Aimee Kimball
Chief Medical Officer	Dr. Jonathan L. Glashow
Team Orthopedist	Dr. Michael Shindle
Sports Medicine Internist	Dr. Michael Farber
Team Dentists	Dr. H. Hugh Gardy
	Dr. Jason Schepis
Video Consultant	Mitch Kaufman

## ALBANY DEVILS PERSONNEL

Head Coach, Albany	Rick Kowalsky
Assistant Coach, Albany	Sergei Brylin
Strength/Conditioning Coach, Albany	John Sardos
Video Coordinator, Albany	Mike Regan
Athletic Trainer, Albany	Scott Stanhibel
Equipment Manager, Albany	Andrew Schmidt
Assistant Equipment Manager, Albany	Corey Wood

## EXECUTIVE VICE PRESIDENT/ GENERAL MANAGER'S OFFICE

Director of Hockey Administration	Marie Carnevale
Executive Assistant to the Executive VP/GM & Hockey Operations	Christine Garcia
Director of Hockey Finance	Kristin Farina
Director, Hockey Analytics	Sunny Mehta

## HOCKEY COMMUNICATIONS

Director, Communications/Team Services	Pete Albiezt
Director, Website Content	Eric Marin
Manager, Communications & Team Operations	James Stolfi

## ALUMNI REPRESENTATIVES

Ken Daneyko
Bruce Driver
Grant Marshall
Bryce Salvador
Colin White

## TELEVISION/RADIO

Television Outlet	MSG Plus
Television Broadcasters	Steve Cangialosi, Play-by-Play
	Ken Daneyko, Color
Radio Outlet	Sports Radio 66 AM
Radio Broadcasters	Matt Loughlin, Play-by-Play
	Sherry Ross, Color

---

Seating Capacity	16,514
Dimensions of Rink	200 feet x 85 feet
Club Colors	Red, Black & White
Practice Rink	Barnabas Health Hockey House at Prudential Center

---

## PRUDENTIAL CENTER

25 Lafayette Street Newark, NJ 07102 Phone: (973) 757-6100 Fax: (973) 757-6399 newjerseydevils.com njdevilspr.com twitter.com/njdevilspr facebook.com/njdevils twitter.com/njdevils prucenter.com
--

**JOSHUA HARRIS — OWNER/CHAIRMAN/GOVERNOR**

Along with Co-Owner David Blitzer, completed the purchase of the New Jersey Devils and its long-term operating interest in Prudential Center and related assets on August 15, 2013. He also serves as Managing Owner and Governor of the NBA's Philadelphia 76ers. In August 2014, was named *The Star-Ledger's* most influential individual – along with David Blitzer – in New Jersey sports. Harris is Managing Partner of Apollo Management, L.P., which he co-founded in 1990. He graduated summa cum laude from the

University of Pennsylvania's Wharton School of Business with a Bachelor of Science degree in Economics and received his MBA from the Harvard Business School where he was named a Baker and Loeb Scholar. Among other civic activities, Josh serves as a member of The Federal Reserve Bank of New York Investors Advisory Committee on Financial Markets and the Undergraduate Executive Board of The Wharton School of the University of Pennsylvania. Josh has strong ties to northern New Jersey; his grandparents lived in Newark, while his father attended Caldwell High School.



**DAVID BLITZER — OWNER/VICE CHAIRMAN/ALT. GOVERNOR**

Along with Co-Owner Joshua Harris, completed the purchase of the New Jersey Devils and its long-term operating interest in Prudential Center and related assets on August 15, 2013. He is also the Co-Managing Owner and Alternate Governor of the NBA's Philadelphia 76ers. Named the most influential individual in New Jersey sports – along with Joshua Harris – by *The Star-Ledger*, August 2014. Blitzer is a Senior Managing Director and Co-Chair in the Private Equity Group at The Blackstone Group and is a member of the firm's Executive Committee. David is based in New York following 10 years in London establishing Blackstone's corporate private equity business in Europe. Since joining Blackstone in 1991, David has been involved in the execution of its investments in Spirit Group, SULO, Allied Waste, Aspen Insurance Holdings, Houghton Mifflin, Universal Orlando, Centerplate, Cadillac Fairview, Edward J. DeBartolo Corporation, Southern Cross, NHP, Orangina, United Biscuits and Jack Wolfskin. Blitzer graduated magna cum laude from the Wharton School of the University of Pennsylvania, and he currently serves as a Director of United Biscuits and Jack Wolfskin. A native of Scotch Plains, NJ, David's parents still live in the home that he was raised in, while his grandparents also grew up in New Jersey.



**SCOTT O'NEIL — CHIEF EXECUTIVE OFFICER**

Scott O'Neil is the Chief Executive Officer of the New Jersey Devils, Prudential Center and the Philadelphia 76ers, overseeing the business operations of three of the top brands in sports and entertainment.

In August 2013, one month after becoming CEO of the Sixers, O'Neil was appointed CEO of the Devils and Prudential Center by the co-managing owners of both franchises, Josh Harris and David Blitzer. He was tasked with rejuvenating all three properties' overall business operations and branding.

Under O'Neil's direction, the Devils have shown unprecedented growth in new and renewed Season Ticket Member metrics and Prudential Center is consistently ranked in the top ten of national arenas by Billboard, Pollstar and Venues Today. The Devils and Prudential Center were named NjBiz's 2014 Business of the Year.

O'Neil's business savvy, ambition and driven personality have earned him the reputation for leading the industry vanguard in groundbreaking initiatives. The Devils became the first U.S. hockey club to invest in permanent 3D projection technology in 2014, and this season became the first team in the NHL to install a revolutionary in-arena personal video technology and social media app that will allow fans to instantly receive and share their videoboard moments on their mobile devices. In 2015 the Devils introduced a Flex Membership platform, where fans choose their games, number of tickets and seat locations – an industry first.

O'Neil's genuine belief that sports and entertainment offers a platform to unify and influence the world has been the driving force behind massive community engagement efforts by the teams and arena he oversees. The result is more than 8,000 volunteer hours used by Devils and Prudential Center employees to help foster change across Newark and New Jersey.

O'Neil previously served as president of Madison Square Garden Sports, where he oversaw the business operations of MGS's professional teams – the New York Knicks, New York Rangers and New York Liberty – and other sports properties associated with the arena. While there, O'Neil was the key architect in several of the largest deals in NBA history, resulting in record-setting revenue in sponsorships, tickets and suites.

Preceding his post at MSG, O'Neil was the NBA's Senior Vice President of Team Marketing and Business Operations, where he was responsible for advising NBA, WNBA, NBA Canada and the NBA Development League teams on all business operations. Prior to joining the NBA in 2001, O'Neil served as President of HoopsTV.com, and spent four years with the Philadelphia Eagles, where he was appointed Vice President of Sales at the age of 28. He began his career in the sports industry as a Marketing Assistant and later a Corporate Marketing Manager for the New Jersey Nets.

O'Neil serves as an Alternate Governor for the National Basketball Association and National Hockey League. He also serves on the boards for Hain Celestial; Zoomi Inc.; the Sixers Innovation Lab Crafted by Kimball; March of Dimes; and Give and Be Happy, a charitable organization founded by his family.

O'Neil's influence and experience in the sports and entertainment industry has earned him a place at the podium at some of the largest sports and entertainment industry conferences in the world, including Leaders in Sport, Beyond Sport, and World Congress of Sport.

O'Neil published two cases for the Harvard Business School in 1998 and a guide for recent graduates and young executives in the workplace in 2000. O'Neil is a member of Sports Business Journal's Forty Under 40 Hall of Fame and has made numerous appearances on CNN, CNBC and FOX Business Network. He has twice co-hosted Bloomberg television's Bloomberg Go and interacts daily with the over 14,000 media and fans who follow his Twitter account. O'Neil resides in West Chester, PA with his wife, Lisa, and daughters Alexa, Kira, and Eliza.



**HUGH WEBER — PRESIDENT**

Hugh Weber is the president of the New Jersey Devils and Prudential Center, overseeing the day-to-day business strategy and operations for the team and arena.

One of the sports industry's most innovative executives, Weber had an immediate and invigorating impact on the overall culture of the organization after taking over the role in August 2013. He has led an aggressive evolution of the company's business model by initiating a fan-first approach focused on personal engagement, while creating robust partnerships and new, ground-breaking revenue streams.

Weber has spearheaded the Devils and Prudential Center's "One Jersey" movement across both consumer and B2B operations, resulting in an inspired season campaign for the Devils and pioneering collaboration with New Jersey's top businesses.

Under his leadership, Prudential Center developed the first Flex Membership program in the NHL, giving fans and businesses a customizable platform for purchasing Devils tickets with year-round member benefits; created the first farm-to-fan arena concessions experience, featuring local New Jersey chefs and produce; introduced the first permanent 3D projection system for a U.S. hockey team and arena; and partnered with Ritz-Carlton for staff training in customer service. Weber also oversaw the creation of Prudential Center's first brand campaign, "Our House Rules," which gained national attention, including the Event & Arena Marketing Conference's 2015 Campaign of the Year award.

Weber is dedicated to hiring the top talent in the industry and providing an environment that encourages professional and personal growth, with a focus on having a long-lasting, positive impact on communities in Newark and around the Garden State. With the guidance of incredible non-profit partners, Prudential Center and Devils employees are at the forefront of creating a better New Jersey.

Weber has a track record of business success that benefits partners, employees and community members. Prior to his role with Prudential Center and the Devils, he was president of the NBA's New Orleans Hornets. During his seven years with the organization, the team achieved record-setting ticket sales and sponsorship figures during a time of unprecedented instability created by Hurricane Katrina. The organization's success extended into the community as the team became a pillar of the region's resurgence.

Weber spearheaded the reorganization of the team's basketball operations and developed creative, interactive programs to procure season ticket holders and build significant, sustainable relationships with local partners and businesses. His efforts directly impacted the team's financial success and helped secure stable, local ownership and a long-term lease with the state.

Weber is a board member of a variety of community, economic development and entrepreneurship organizations, reflecting his priority in investing in the people, businesses and leaders around him. He has four children, Brenna, Zoë, Hugh III and Jackson, and enjoys running, reading and being a father.

## RAY SHERO — EXECUTIVE VICE PRESIDENT, HOCKEY OPERATIONS/GENERAL MANAGER



Named fourth general manager in team history May 4, 2015; has overall authority regarding all hockey decisions...A member of the 2016 U.S. Men's National Team Advisory Group that finished fourth at the IIHF Men's World Championship in Moscow and St. Petersburg, Russia...Spent eight seasons, 2006-07 through 2013-14, as executive vice president and general manager of the Pittsburgh Penguins... Named to post in May 2006 and turned the club into a perennial playoff contender...During that time, the team compiled a 373-193-56 (.645) mark, won the 2009 Stanley Cup Championship, two consecutive Eastern Conference titles in 2007-08 and 2008-09 and had three first-place divisional finishes...Recipient of the General Manager of the Year Award in 2012-13, as voted on by the 30 NHL GMs, a panel of NHL executives, as well as print and broadcast media...Previously spent 14 seasons as an assistant general manager with the Ottawa Senators (1993-98) and Nashville Predators (1998-2006)...Actively involved with USA Hockey; is a member of its National Team Advisory Board, and most recently served as associate general manager for the 2014 Winter Olympic Games...Also spent seven seasons as a player agent prior to making the transition to the front office...A forward, was drafted by Los Angeles in the 11th round (216th overall) of the 1982 NHL Entry Draft...Played collegiately for four seasons at St. Lawrence University (Canton, NY) and served as the team's captain on two occasions...Led the school in scoring twice, and graduated in 1984 as one of the top-ten scorers in Saints' history...Son of the late Hockey Hall of Fame Head Coach Fred Shero; Ray and his dad are one of the few father-son tandems to each have their names engraved on the Stanley Cup...Fred served as the Devils' radio commentator in the 1980's...A native of St. Paul, MN; Ray and his wife, Karen, have two sons: Chris, 20, who attends Boston College and Kyle, 18, who is attending Kimball Union Academy (NH).

### GENERAL MANAGER

YEAR	TEAM	LEAGUE	REGULAR SEASON					PLAYOFFS				
			GP	W	L	OT	PTS	PCT	GP	W	L	PCT
2006-07	Pittsburgh	NHL	82	47	24	11	105	.640	5	1	4	.200
2007-08	Pittsburgh	NHL	82	47	27	8	102	.622	20	14	6	.700
2008-09	Pittsburgh	NHL	82	45	28	9	99	.604	24	16	8	.667
2009-10	Pittsburgh	NHL	82	47	28	7	101	.616	13	7	6	.538
2010-11	Pittsburgh	NHL	82	49	25	8	106	.646	7	3	4	.429
2011-12	Pittsburgh	NHL	82	51	25	6	108	.659	6	2	4	.333
2012-13	Pittsburgh	NHL	48	36	12	0	72	.750	15	8	7	.533
2013-14	Pittsburgh	NHL	82	51	24	7	109	.665	13	7	6	.538
2015-16	DEVILS	NHL	82	38	36	8	84	.512	-	-	-	-
	<b>DEVILS TOTALS</b>		<b>82</b>	<b>38</b>	<b>36</b>	<b>8</b>	<b>84</b>	<b>.512</b>	-	-	-	-
	<b>NHL TOTALS</b>		<b>704</b>	<b>411</b>	<b>229</b>	<b>64</b>	<b>886</b>	<b>.629</b>	<b>103</b>	<b>58</b>	<b>45</b>	<b>.563</b>


Eastern Conference Champions: 2007-08, 2008-09  
 Atlantic Division Champions: 2007-08, 2012-13  
 Stanley Cup Champions: 2008-09  
 Eastern Conference Finalists: 2012-13  
 Eastern Conference Regular-Season Champions: 2012-13  
 NHL General Manager of the Year: 2012-13  
 Metropolitan Division Champions: 2013-14

### PLAYING RECORD

YEAR	TEAM	LEAGUE	REGULAR SEASON					PLAYOFFS				
			GP	G	A	PTS	PIM	GP	G	A	PTS	PIM
1980-81	St. Lawrence	ECAC	32	12	13	25	28	-	-	-	-	-
1981-82	D I D		N	O	T		P	L	A	Y		
1982-83	St. Lawrence	ECAC	36	19	26	45	28	-	-	-	-	-
1983-84	St. Lawrence	ECAC	32	15	27	42	46	-	-	-	-	-
1984-85	St. Lawrence	ECAC	25	12	11	23	34	-	-	-	-	-
	<b>ST. LAWRENCE TOTALS</b>		<b>125</b>	<b>58</b>	<b>77</b>	<b>135</b>	<b>136</b>	-	-	-	-	-



## TOM FITZGERALD — ASSISTANT GENERAL MANAGER



Named Devils' assistant general manager July 24, 2015; serves as GM of the Albany Devils...Began post-playing career in 2007-08 when he joined R. Shero's staff in Pittsburgh as director of player development... Named assistant coach on Feb. 15, 2009; was instrumental in helping Penguins win the 2009 Stanley Cup Championship...In summer of 2009, was promoted to the position of assistant to the general manager, where he served for five years...Promoted to assistant general manager of the Penguins on June 6, 2014; a post he held until joining the Devils...Retired as an NHL player following the 2005-06 season; a forward, his pro playing career spanned 17 seasons in both the AHL and NHL...Posted 139 goals and 190 assists for 329 points and 776 penalty minutes in 1,097 career NHL appearances with the NY Islanders, Florida, Colorado, Nashville, Chicago, Toronto and Boston... Added 7g-12a-19pts and 90 PIM in 78 career playoff games, including a trip to the Stanley Cup Finals with the Panthers in 1996...Served as Predators' team captain during each of their first four seasons in the league...Saw action at the AHL level with both Springfield ('88-89 & '89-90) and Capital District ('90-91 & '91-92)...Selected by Isles in the first round, 17th overall, of the 1986 NHL Entry Draft...Represented Team USA at two World Championships ('89 & '91), as well as the 1987 World Junior Championships...Played two seasons, 1986-87 and 1987-88, at Providence College (HE)...Born August 28, 1968 in Billerica, MA, Tom and his wife, Kerry, have four sons: Ryan, who is enrolled at Boston College (HE) and a draft choice of the Boston Bruins; Casey, who joined his brother as a freshman at B.C. and is a Sabres' draft pick; Jack and Brendan.

### PLAYING RECORD


YEAR	TEAM	LEAGUE	REGULAR SEASON					PLAYOFFS				
			GP	G	A	PTS	PIM	GP	G	A	PTS	PIM
1986-87	Providence	HE	27	8	14	22	22	-	-	-	-	-
	United States	WJC-A	7	3	0	3	2	-	-	-	-	-
1987-88	Providence	HE	36	19	15	34	50	-	-	-	-	-
1988-89	Springfield	AHL	61	24	18	42	43	-	-	-	-	-
	NY Islanders	NHL	23	3	5	8	10	-	-	-	-	-
1989-90	United States	WC-A	10	0	2	2	12	-	-	-	-	-
	Springfield	AHL	53	30	23	53	32	14	2	9	11	13
1990-91	NY Islanders	NHL	19	2	5	7	4	4	1	0	1	4
	Capital District	AHL	27	7	7	14	50	-	-	-	-	-
1991-92	NY Islanders	NHL	41	5	5	10	24	-	-	-	-	-
	United States	WC-A	10	1	0	1	6	-	-	-	-	-
1992-93	Capital District	AHL	4	1	1	2	4	-	-	-	-	-
	NY Islanders	NHL	45	6	11	17	28	-	-	-	-	-
1992-93	NY Islanders	NHL	77	9	18	27	34	18	2	5	7	18
1993-94	Florida	NHL	83	18	14	32	54	-	-	-	-	-
1994-95	Florida	NHL	48	3	13	16	31	-	-	-	-	-
1995-96	Florida	NHL	82	13	21	34	75	22	4	4	8	34
1996-97	Florida	NHL	71	10	14	24	64	5	0	1	1	0
1997-98	Florida	NHL	69	10	5	15	57	-	-	-	-	-
	Colorado	NHL	11	2	1	3	22	7	0	1	1	20
1998-99	Nashville	NHL	80	13	19	32	48	-	-	-	-	-
1999-00	Nashville	NHL	82	13	9	22	66	-	-	-	-	-
2000-01	Nashville	NHL	82	9	9	18	71	-	-	-	-	-
2001-02	Nashville	NHL	63	7	9	16	33	-	-	-	-	-
	Chicago	NHL	15	1	3	4	6	5	0	0	0	4
2002-03	Toronto	NHL	66	4	13	17	57	7	0	1	1	4
2003-04	Toronto	NHL	69	7	10	17	52	10	0	0	0	6
2004-05	D	I	D	N	O	T	P	L	A	Y	-	
2005-06	Boston	NHL	71	4	6	10	40	-	-	-	-	-
<b>NHL TOTALS</b>			<b>1097</b>	<b>139</b>	<b>190</b>	<b>329</b>	<b>776</b>	<b>78</b>	<b>7</b>	<b>12</b>	<b>19</b>	<b>90</b>

Claimed by Florida from NY Islanders in Expansion Draft, June 24, 1993. Traded to Colorado by Florida for the rights to Mark Parrish and Anaheim's third-round choice (Lance Ward) in 1998 Entry Draft, March 24, 1998. Signed as a free agent by Nashville, July 6, 1998. Traded to Chicago by Nashville for Chicago's fourth-round choice (later traded to Anaheim-Nathan Saunders) in 2003 Entry Draft and future considerations, March 13, 2002. Signed as a free agent by Toronto, July 17, 2002. Signed as a free agent by Boston, July 28, 2004.

**DAN MacKINNON — SENIOR DIRECTOR OF PLAYER PERSONNEL**

Joined organization June 27, 2016...Oversees all aspects of the club's pro scouting operations; works with the organization's hockey operations and pro/amateur scouting staffs regarding player evaluation, acquisition and draft preparation...Spent the previous 10 seasons (2006-2016) with the Pittsburgh Penguins, including the last seven as director of player personnel; served in that role for the 2016 Stanley Cup Championship team. Oversaw all of the Penguins' professional and amateur scouting operations in North America and Europe...Director of Pro Scouting for Pittsburgh when Penguins won the 2009 Stanley Cup; spent two seasons as director of professional scouting, and joined the organization as a scout in 2006... From 2000-2006, was with the Nashville Predators where he worked with Ray Shero, serving as a professional scout (four years) and scouting coordinator (two years)...Also worked in the league office for the American Hockey League and for the

Mississauga Ice Dogs (OHL)...Prior to pro career, MacKinnon served as an assistant coach for Ohio University's (ACHA) hockey team, where he worked to receive a master's degree in Athletic Administration...Played three seasons of Canadian College hockey, one with Mount Allison University (AUAA) in 1994-95 and two with the University of Waterloo (OUAA) from 1996-98...Named an Academic All-Canadian during his senior season at Waterloo, 1997-1998...Played junior hockey in Pembroke (CJHL, 1991-93) and Kingston (MetJHL, 1993-94)...42-years-old, lives in Plymouth, MI with son, Will (16), who is a defenseman for the U.S. Development Program and daughter, Maggie (14), who is a competitive figure skater.

**STEPHEN PELLEGRINI — VICE PRESIDENT, HOCKEY OPERATIONS**

Completed tenth season with Devils and 25th year in National Hockey League; joined organization August 2006...Works closely with General Manager Ray Shero on all hockey-related matters, including contract negotiation/salary arbitration preparation, collective bargaining agreement/salary cap compliance...Also oversees hockey administration at Albany (AHL); previously served in similar capacity in ECHL...Spent eight seasons as group vice president of the NHL's Central Registry Department (1998-2006), where he served on the league's CBA negotiating committee; duties included CBA rules and regulation enforcement...Served Edmonton Oilers as director of hockey administration from 1995 through 1998; originally joined NHL's CR Department in 1991...Earned his graduate degree in sports administration from Montreal's Concordia University in 1991...Received his undergraduate degree in history from King's College at The University of

Western Ontario...Upon graduation, worked in school's registrar's office while serving as assistant soccer coach...Born in Sarnia, Ont.



# JOHN HYNES — HEAD COACH



Completed first season as New Jersey Head Coach; team registered 38-36-8 record (84 points)...Served as Head Coach of the U.S. Men's National Team and finished in fourth place...Named as an assistant coach for United States' 2016 World Cup of Hockey squad...Introduced as the 17th head coach in Devils' history June 2, 2015 at Prudential Center press conference...Joined organization after spending the previous six seasons with Wilkes-Barre/Scranton (AHL), 2010-11 through 2014-15, as head coach...During that time, led Penguins to 231-126-10-17 (.637) mark, including five straight 40-plus victory campaigns...Guided WBS to five consecutive playoff berths, including back-to-back AHL Eastern Conference Finals appearances in 2012-13 and 2013-14...His teams allowed the league's fewest goals in four of the five years he served as head coach...In first season behind the Pens' bench, was named the 2010-11 Coach of the Year after finishing with the AHL's best record at 58-21-0-1=117pts...Served as co-coach of the Western Conference at league's mid-season All-Star Game in 2010-11...Became second-fastest coach in AHL history to reach the 100 career wins mark, doing so in just 152 games...In second round of the 2013 Calder Cup Playoffs, Pens became first team in league history to overcome a 3-0 deficit by winning games six and seven on the road...Originally joined organization as an assistant coach in 2009-10...Spent six seasons, 2003-09, as head coach of USA Hockey's National Development Program, posting an overall record of 188-131-16-10...Led U.S. Under-18 national team to three medals at the World Under-18 Championships, winning the Gold in 2006, Silver in 2004 and Bronze in 2008...Was assistant coach on the U.S. squad that won Gold at the 2004 World Junior tourney...Worked as an assistant coach with Wisconsin (WCHA) in 2002-03, UMass-Lowell (HE) in 2000-01 and USDP...Began coaching career as a graduate assistant at Boston University (HE) under legendary Coach Jack Parker...A forward, spent four seasons at B.U., including four straight NCAA Frozen Fours, and was a member of the Terriers' 1995 NCAA Championship Team...Born February 10, 1975 in Warwick, RI...John and his wife, Sarah, have three daughters: Sophia, Julia and Anna.

## COACHING RECORD

YEAR	TEAM	LEAGUE	REGULAR SEASON				PLAYOFFS					
			GC	W	L	O/T	PTS	PCT	GC	W	L	PCT
1996-97	Boston U.	HE	Assistant Coach									
1997-98	Boston U.	HE	Assistant Coach									
1998-99	United States	USDP-17	Assistant Coach									
	United States	USDP-18	Assistant Coach									
1999-00	United States	USDP-17	Assistant Coach									
	United States	USDP-18	Assistant Coach									
2000-01	UMass-Lowell	HE	Assistant Coach									
2001-02	United States	USDP-17	Assistant Coach									
2002-03	Wisconsin	WCHA	Assistant Coach									
2003-04	United States	USDP-18	55	29	19	7	-	.591	-	-	-	-
2004-05	United States	USDP-17	53	31	18	4	-	.623	-	-	-	-
2005-06	United States	USDP-18	53	31	19	3	-	.613	-	-	-	-
2006-07	United States	USDP-17	62	22	36	4	-	.387	-	-	-	-
2007-08	United States	USDP-18	57	33	22	2	-	.596	-	-	-	-
2008-09	United States	USDP-17	65	42	17	6	-	.692	-	-	-	-
2009-10	Wilkes-Barre/Scr.	AHL	Assistant Coach									
2010-11	Wilkes-Barre/Scr.	AHL	80	58	21	1	117	.731	12	6	6	.500
2011-12	Wilkes-Barre/Scr.	AHL	76	44	25	7	95	.625	12	6	6	.500
2012-13	Wilkes-Barre/Scr.	AHL	76	42	30	4	88	.579	15	8	7	.533
2013-14	Wilkes-Barre/Scr.	AHL	76	42	26	8	92	.605	17	9	8	.529
2014-15	Wilkes-Barre/Scr.	AHL	76	45	24	7	97	.638	8	4	4	.500
2015-16	DEVILS	NHL	82	38	36	8	84	.512	-	-	-	-
	United States	WC-A	10	4	5	1	-	-	-	-	-	-
	United States	WCOH	Assistant Coach									
	<b>AHL TOTALS</b>		<b>384</b>	<b>231</b>	<b>126</b>	<b>27</b>	<b>489</b>	<b>.637</b>	<b>64</b>	<b>33</b>	<b>31</b>	<b>.516</b>
	<b>DEVILS/NHL TOTALS</b>		<b>82</b>	<b>38</b>	<b>36</b>	<b>8</b>	<b>84</b>	<b>.512</b>	-	-	-	-

Gold Medal: World Junior Championships Team USA Assistant Coach (2004)  
 Silver Medal: World Under-18 Championships Team USA Head Coach (2004)  
 Gold Medal: World Under-18 Championships Team USA Head Coach (2006)  
 Bronze Medal: World Under-18 Championships Team USA Head Coach (2008)  
 Won Louis A.R. Pieri Memorial Award (AHL Coach of the Year) (2011)

## PLAYING RECORD

YEAR	TEAM	LEAGUE	REGULAR SEASON					PLAYOFFS				
			GP	G	A	PTS	PIM	GP	G	A	PTS	PIM
1993-94	Boston U.	HE	-	-	-	-	-	-	-	-	-	-
1994-95	Boston U.	HE	7	0	0	0	6	-	-	-	-	-
1995-96	Boston U.	HE	34	4	6	10	28	-	-	-	-	-
1996-97	Boston U.	HE	1	0	0	0	0	-	-	-	-	-

**GEOFF WARD — ASSISTANT COACH**

Completed first season with Devils' organization; named to position June 17, 2015...Served as an assistant coach for Germany at the 2016 IIHF World Championships...Spent 2014-15 with Adler Mannheim of the German Ice Hockey League; honored as Coach of the Year while leading Eagles to championship...Also served as assistant coach for Germany at 2015 World Championships...Coaching career spans 22 years, including seven seasons (2007-08 through 2013-14) as an assistant coach with Boston; the club won the 2011 Stanley Cup Championship, and also reached the 2013 finals...Served five years (2001-06) with the Oilers' organization, including two-plus seasons as head coach of Edmonton's AHL affiliate; spent 2005-06 as Edmonton's development coach...Co-recipient of league's 2003 Louis A.R. Pieri Memorial Award as Coach of the Year; led Hamilton to the Calder Cup Finals...Began coaching career in 1992-93 as an assistant with Niagara Falls (OHL)...Served as head coach of Kitchener (OHL) for three-plus seasons from 1994-95 to 1997-98...Also had head coaching stints in 1998-99 with Guelph (OHL), as well as 1999-00 with Arkansas (ECHL)...In addition to 2014-15, also spent the 2000-01 and 2006-07 seasons in Germany...Born April 8, 1962 in Waterloo, Ont., Geoff and

his wife, Carolyn, have four children: sons Cody and Sawyer, and daughters Kylie and Hannah.

**COACHING RECORD**

YEAR	TEAM	LEAGUE	REGULAR SEASON					PLAYOFFS				
			GC	W	L	O/T	PTS	PCT	GC	W	L	PCT
1992-93	Niagara Falls	OHL	Assistant Coach									
1994-95	Kitchener	OHL	42	12	27	3	27	.321	5	1	4	.200
1995-96	Kitchener	OHL	66	35	28	3	73	.553	12	5	7	.417
1996-97	Kitchener	OHL	66	34	22	10	78	.591	13	6	7	.462
1997-98	Kitchener	OHL	66	27	29	10	64	.485	6	2	4	.333
1998-99	Guelph	OHL	68	44	22	2	90	.662	11	6	5	.545
1999-00	Arkansas	ECHL	26	5	20	1	11	.212	-	-	-	-
2000-01	Bad Nauheim	Ger.-2	44	13	29	2	28	.318	-	-	-	-
2002-03	Hamilton	AHL	Assistant Coach									
	Hamilton	AHL	35	16	13	6	38	.543	23	15	8	.652
2003-04	Toronto	AHL	80	35	34	11	81	.506	3	1	2	.333
2004-05	Edmonton	AHL	80	32	33	15	79	.494	-	-	-	-
2005-06	Edmonton	NHL	Development Coach									
2006-07	Iserlohn	Ger.	52	24	24	4	70	.500	-	-	-	-
2007-08	Boston	NHL	Assistant Coach									
2008-09	Boston	NHL	Assistant Coach									
2009-10	Boston	NHL	Assistant Coach									
2010-11	Boston	NHL	Assistant Coach									
2011-12	Boston	NHL	Assistant Coach									
2012-13	Boston	NHL	Assistant Coach									
2013-14	Boston	NHL	Assistant Coach									
2014-15	Mannheim	Ger.	52	36	14	2	107	.712	15	12	3	.800
	Germany	WC-A	Assistant Coach									
2015-16	DEVILS	NHL	Assistant Coach									
	Germany	WC-A	Assistant Coach									

Co-Winner Louis A.R. Pieri Memorial Award (AHL Coach of the Year) (2003) • DEL Coach of the Year (2015)



## ALAIN NASREDDINE — ASSISTANT COACH



In second season with Devils' organization; named to current position June 17, 2015...Spent five seasons as an assistant coach under J. Hynes with Wilkes-Barre/Scranton (AHL)...During that time, his defensive corps allowed the league's fewest goals on four occasions...In 2010-11, helped lead Baby Pens to AHL's Macgregor Kilpatrick Trophy as league's regular-season champions...A defenseman, 15-season professional playing career spanned from 1995-96 through 2009-10, and included more than 1,000 regular-season games in the NHL, AHL, IHL and German Ice Hockey League...Selected by Florida in sixth round (135th overall) of 1993 NHL Entry Draft...Appeared in 74 NHL games with Chicago, Montreal, NY Islanders and Pittsburgh...Helped lead WBS to 2004 and 2008 Calder Cup Finals and served as captain in 2004-05 and 2005-06...Born July 10, 1975 in Montreal, Que.; played junior hockey with Drummondville and Chicoutimi (QMJHL), winning the league title in 1993-94...Alain and his wife, Josiane, have three children: sons Alec and Loic, and daughter, Kaelle.

### COACHING RECORD

YEAR	TEAM	LEAGUE	REGULAR SEASON				PLAYOFFS			
			GC	W	L	OT	PTS	PCT	GC	W
2010-11	Wilkes-Barre/Scr.	AHL	Assistant Coach							
2011-12	Wilkes-Barre/Scr.	AHL	Assistant Coach							
2012-13	Wilkes-Barre/Scr.	AHL	Assistant Coach							
2013-14	Wilkes-Barre/Scr.	AHL	Assistant Coach							
2014-15	Wilkes-Barre/Scr.	AHL	Assistant Coach							
2015-16	DEVILS	NHL	Assistant Coach							

### PLAYING RECORD

YEAR	TEAM	LEAGUE	REGULAR SEASON					PLAYOFFS				
			GP	G	A	PTS	PIM	GP	G	A	PTS	PIM
1991-92	Drummondville	QMJHL	61	1	9	10	78	4	0	0	0	17
1992-93	Drummondville	QMJHL	64	0	14	14	137	10	0	1	1	36
1993-94	Chicoutimi	QMJHL	60	3	24	27	218	26	2	10	12	118
1994-95	Chicoutimi	QMJHL	67	8	31	39	342	13	3	5	8	40
1995-96	Carolina	AHL	63	0	5	5	245	-	-	-	-	-
1996-97	Indianapolis	IHL	49	0	2	2	248	4	1	1	2	27
	Carolina	AHL	26	0	4	4	109	-	-	-	-	-
1997-98	Indianapolis	IHL	75	1	12	13	258	5	0	2	2	12
1998-99	Portland	AHL	7	0	1	1	36	-	-	-	-	-
	Fredericton	AHL	38	0	10	10	108	15	0	3	3	39
	Chicago	NHL	7	0	0	0	19	-	-	-	-	-
	Montreal	NHL	8	0	0	0	33	-	-	-	-	-
1999-00	Quebec	AHL	59	1	6	7	178	-	-	-	-	-
	Hamilton	AHL	11	0	0	0	12	10	1	1	2	14
2000-01	Hamilton	AHL	74	4	14	18	164	-	-	-	-	-
2001-02	Hamilton	AHL	79	7	10	17	154	12	1	3	4	22
2002-03	Bridgeport	AHL	67	3	9	12	114	9	0	0	0	27
	NY Islanders	NHL	3	0	0	0	2	-	-	-	-	-
2003-04	Bridgeport	AHL	53	1	6	7	70	-	-	-	-	-
	Wilkes-Barre/Scr.	AHL	17	1	1	2	16	24	1	0	1	48
2004-05	Wilkes-Barre/Scr.	AHL	75	3	15	18	129	11	0	1	1	18
2005-06	Wilkes-Barre/Scr.	AHL	71	0	12	12	71	-	-	-	-	-
	Pittsburgh	NHL	6	0	0	0	8	-	-	-	-	-
2006-07	Wilkes-Barre/Scr.	AHL	19	3	5	8	25	-	-	-	-	-
	Pittsburgh	NHL	44	1	4	5	18	-	-	-	-	-
2007-08	Pittsburgh	NHL	6	0	0	0	4	-	-	-	-	-
	Wilkes-Barre/Scr.	AHL	67	6	10	16	61	23	2	3	5	16
2008-09	Nurnberg	Ger.	38	2	8	10	64	4	0	1	1	16
2009-10	Nurnberg	Ger.	55	1	9	10	82	5	0	4	4	8
	<b>NHL TOTALS</b>		<b>74</b>	<b>1</b>	<b>4</b>	<b>5</b>	<b>84</b>	-	-	-	-	-

**RYANE CLOWE — ASSISTANT COACH**

Entering first season as a member of coaching staff and fourth year with organization, including time spent as a player...Named to position during 2016 Development Camp...Was signed by the Devils on July 5, 2013... Played in 56 games over two seasons with the Devils, scoring eight goals and 22 assists for 30 points, while accumulating 37 penalty minutes... Skated in his last NHL game on November 6, 2014 against St. Louis, when he sustained a head injury in the first period and did not return... In September of 2015, along with GM Ray Shero, announced that doctors recommend that he not play hockey again due to injuries and concussions he suffered during his playing career...Prior to signing in New Jersey, the former left wing split 2012-13 between San Jose and the New York Rangers; appeared in 40 games overall, recording three goals and 16 assists for 19 points and 93 penalty minutes...Was traded to the Rangers on April 2, 2013, after spending nine-plus seasons with the Sharks' organization...Had career totals of 112 goals and 197 assists for 309 points and 618 penalty minutes in 491 career regular-season NHL contests, while also seeing action in 70 playoff games (18g-28a-46pts & 97 PIM)...In 2010-11, he notched career highs with 24 goals, 38 assists (also 2009-10) and 62 points...Began his professional career in 2003-04 with Cleveland (AHL)...San Jose's fifth choice (6th round), and 175th overall selection in the 2001 NHL Entry Draft...Played three seasons of junior hockey with Rimouski and Montreal (QMJHL)... Born September 30, 1982, in St. John's, Nfld...Ryane and his wife, Jennifer, have one daughter and one son.

**COACHING RECORD**

YEAR	TEAM	LEAGUE	REGULAR SEASON					PLAYOFFS			
			GC	W	L	O/T	PTS	PCT	GC	W	L
2016-17	DEVILS	NHL	Assistant Coach – First Season								

**PLAYING RECORD**

YEAR	TEAM	LEAGUE	REGULAR SEASON					PLAYOFFS				
			GP	G	A	PTS	PIM	GP	G	A	PTS	PIM
2000-01	Moncton	MJHL	30	21	22	43	-	-	-	-	-	-
2000-01	Rimouski	QMJHL	32	15	10	25	43	11	8	1	9	12
2001-02	Rimouski	QMJHL	53	28	45	73	120	7	1	6	7	2
2002-03	Rimouski	QMJHL	17	8	19	27	44	-	-	-	-	-
	Montreal	QMJHL	43	18	30	48	60	7	3	7	10	6
2003-04	Cleveland	AHL	72	11	29	40	97	8	3	1	4	9
2004-05	Cleveland	AHL	74	27	35	62	101	-	-	-	-	-
2005-06	Cleveland	AHL	35	13	21	34	35	-	-	-	-	-
	San Jose	NHL	18	0	2	2	9	1	0	0	0	0
2006-07	San Jose	NHL	58	16	18	34	78	11	4	2	6	17
2007-08	San Jose	NHL	15	3	5	8	22	13	5	4	9	12
2008-09	San Jose	NHL	71	22	30	52	51	6	1	1	2	8
2009-10	San Jose	NHL	82	19	38	57	131	15	2	8	10	28
2010-11	San Jose	NHL	75	24	38	62	100	17	6	9	15	32
2011-12	San Jose	NHL	76	17	28	45	97	5	0	3	3	0
2012-13	San Jose	NHL	28	0	11	11	79	-	-	-	-	-
	NY Rangers	NHL	12	3	5	8	14	2	0	1	1	0
2013-14	DEVILS	NHL	43	7	19	26	33	-	-	-	-	-
2014-15	DEVILS	NHL	13	1	3	4	4	-	-	-	-	-
	<b>DEVILS TOTALS</b>		<b>56</b>	<b>8</b>	<b>22</b>	<b>30</b>	<b>37</b>					
	<b>NHL TOTALS</b>		<b>491</b>	<b>112</b>	<b>197</b>	<b>309</b>	<b>618</b>	<b>70</b>	<b>18</b>	<b>28</b>	<b>46</b>	<b>97</b>

Traded to NY Rangers by San Jose for NY Rangers' second (Gabryel Paquin-Boudreau), Florida's third-round (previously acquired-later traded to Phoenix-Yan-Pavel Laplante) choices in 2013 Draft and NY Rangers' fifth-round choice (Rourke Chartier) in 2014 Draft, April 2, 2013. Signed as a free agent by DEVILS, July 5, 2013.





## CHRIS TERRERI — GOALTENDING COACH



In 16th season as a member of coaching staff and 28th year with organization, including time spent as a player...Played in 406 games with New Jersey, San Jose, Chicago and the NY Islanders during his 13-season career...Is second on the club's all-time games-played list (302) among goaltenders; is also second in minutes (16,561), wins (118) and ties (34), and fourth in shutouts (7)...Had identical career 3.07 GAA with Devils/in NHL...A member of New Jersey's 1995 and 2000 Stanley Cup Championship squads...Became a regular in the Devils' lineup during the 1989-90 season after making his Devils/NHL debut October 18, 1986...Spent 1986 through 1989 seasons with AHL's Maine Mariners and Utica Devils...A member of the United States Olympic Team in 1988; also represented U.S. during 1985, '86, '87 and '97 World Championships...New Jersey's third selection (5th round), and the 87th overall pick in the 1983 Entry Draft...Joined Devils after prestigious four-year career at Providence College, which included two NCAA Final Four appearances; was Hockey East's Player of the Year in 1985...51 years old; born November 15, 1964 in Providence, RI...Chris and his wife, Jennifer, have two daughters: 18-year-old Celia Rose and 16-year-old Jillian Jayne.

### PLAYING RECORD

YEAR	TEAM	LEAGUE	REGULAR SEASON							PLAYOFFS							
			GP	W	L	T	MIN	GA	SO	AVG	GP	W	L	MIN	GA	SO	AVG
1982-83	Providence	ECAC	11	7	1	0	528	17	2	1.93	-	-	-	-	-	-	-
1983-84	Providence	ECAC	10	4	2	0	391	20	0	3.07	-	-	-	-	-	-	
1984-85	Providence	HE	33	15	13	5	1956	116	1	3.35	-	-	-	-	-	-	
	United States	WEC-A	3	-	-	-	111	12	-	6.48	-	-	-	-	-	-	
1985-86	Providence	HE	22	6	16	0	1320	84	0	3.74	-	-	-	-	-	-	
	United States	WEC-A	5	-	-	-	286	20	1	4.20	-	-	-	-	-	-	
1986-87	DEVILS	NHL	7	0	3	1	286	21	0	4.41	-	-	-	-	-	-	
	Maine	AHL	14	4	9	1	765	57	0	4.47	-	-	-	-	-	-	
	United States	WEC-A	2	0	2	0	100	12	0	7.20	-	-	-	-	-	-	
1987-88	United States	Nat'l	26	17	7	2	1430	81	0	3.40	-	-	-	-	-	-	
	United States	Olym.	3	1	1	0	127	14	0	6.58	-	-	-	-	-	-	
	Utica	AHL	7	5	1	0	399	18	0	2.71	-	-	-	-	-	-	
1988-89	Utica	AHL	39	20	15	3	2314	132	0	3.42	2	0	1	80	6	0	4.50
	DEVILS	NHL	8	0	4	2	402	18	0	2.69	-	-	-	-	-	-	
1989-90	DEVILS	NHL	35	15	12	3	1933	110	0	3.41	4	2	2	238	13	0	3.28
1990-91	DEVILS	NHL	53	24	21	7	2971	144	1	2.91	7	3	4	428	21	0	2.94
1991-92	DEVILS	NHL	54	22	22	10	3185	169	1	3.18	7	3	3	386	23	0	3.58
1992-93	DEVILS	NHL	48	19	21	3	2672	151	2	3.39	4	1	3	219	17	0	4.66
1993-94	DEVILS	NHL	44	20	11	4	2340	106	2	2.72	4	3	0	200	9	0	2.70
1994-95	DEVILS	NHL	15	3	7	2	734	31	0	2.53	1	0	0	8	0	0	0.00
1995-96	DEVILS	NHL	4	3	0	0	210	9	0	2.57	-	-	-	-	-	-	-
	San Jose	NHL	46	13	29	1	2516	155	0	3.70	-	-	-	-	-	-	-
1996-97	San Jose	NHL	22	6	10	3	1200	55	0	2.75	-	-	-	-	-	-	-
	Chicago	NHL	7	4	1	2	429	19	0	2.66	2	0	0	44	3	0	4.09
	United States	WC-A	6	2	3	1	357	16	0	2.69	-	-	-	-	-	-	-
1997-98	Chicago	NHL	21	8	10	2	1222	49	2	2.41	-	-	-	-	-	-	-
	Indianapolis	IHL	3	2	0	1	180	3	1	1.00	-	-	-	-	-	-	-
1998-99	DEVILS	NHL	12	8	3	1	726	30	1	2.48	-	-	-	-	-	-	-
1999-00	DEVILS	NHL	12	2	9	0	649	37	0	3.42	-	-	-	-	-	-	-
2000-01	DEVILS	NHL	10	2	5	1	453	21	0	2.78	-	-	-	-	-	-	-
	NY Islanders	NHL	8	2	4	1	443	18	0	2.44	-	-	-	-	-	-	-
2005-06	Albany	AHL	1	0	1	0	40	4	0	6.05	-	-	-	-	-	-	-
	<b>DEVILS TOTALS</b>		<b>302</b>	<b>118</b>	<b>118</b>	<b>34</b>	<b>16561</b>	<b>847</b>	<b>7</b>	<b>3.07</b>	<b>27</b>	<b>12</b>	<b>12</b>	<b>1479</b>	<b>83</b>	<b>0</b>	<b>3.37</b>
	<b>NHL TOTALS</b>		<b>406</b>	<b>151</b>	<b>172</b>	<b>43</b>	<b>22370</b>	<b>1143</b>	<b>9</b>	<b>3.07</b>	<b>29</b>	<b>12</b>	<b>12</b>	<b>1523</b>	<b>86</b>	<b>0</b>	<b>3.39</b>

NCAA Championship Tournament MVP (1985) • NCAA Championship All-Tournament Team (1985) • Hockey East Player of the Year (1985) • NCAA East First All-American Team (1985) • Hockey East Tournament MVP (1985) Hockey East First All-Star Team (1985) • Academic All-American Team (1985) • NCAA East Second All-American Team (1986) • WEC-A Second All-Star Team (1986)

Traded to San Jose by DEVILS for San Jose's second-round choice (later traded to Pittsburgh-Pavel Skrbek) in 1996 Entry Draft, November 15, 1995. Traded to Chicago by San Jose with Ulf Dahlen, Michal Sykora and a conditional choice (sixth round-Jari Vuuhkola) in 1998 Entry Draft for Ed Belfour, January 25, 1997. Traded to DEVILS by Chicago for DEVILS' second-round choice (Stepan Mokhov) in 1999 Entry Draft, August 25, 1998. Claimed by Minnesota from DEVILS in NHL Expansion Draft, June 23, 2000. Traded to DEVILS by Minnesota with Minnesota's ninth-round choice (later transferred to Tampa Bay-Thomas Ziegler) in 2000 Entry Draft for Brad Bombardir, June 23, 2000. Traded to NY Islanders by DEVILS with DEVILS' ninth-round choice (Juha-Pekka Ketola) in 2001 Entry Draft for John Vanbiesbrouck, March 12, 2001.

**JACQUES LAPERRIERE — CONSULTANT**

Entering 13th season with Devils' organization and eighth year in current post; served club as assistant coach for four seasons after being named to position August 5, 2003...Coaching career has spanned more than three decades following an 11-season Hall of Fame playing career...Joined the Devils after serving the NY Islanders as an assistant coach the previous two seasons...Was an assistant to P. Burns for three-plus seasons with Boston, 1997-98 through 2000-01, and with Montreal, 1988-89 through 1991-92...A member of the Canadiens' coaching staff for 16 seasons beginning in 1981, winning the Stanley Cup in 1986 and 1993, and served as assistant general manager during the 1981-82 season...Coached the Montreal Red-White-Blue (QMJHL) during the 1975-76 season and Montreal Jr. (QMJHL) in 1976-77...Career totals show 40 goals and 242 assists for 282 points and 674 penalty minutes in 691 games with Montreal...As a player, was a member of six of the Canadiens' Stanley Cup Championship teams: 1965, 1966, 1968, 1969, 1971 and 1973...Named to the NHL's First All-Star Team twice (1965, 1966), Second All-Star Team two times (1964, 1970), was winner of the James Norris Trophy as the league's best defenseman in 1966, appeared in five All-Star Games (1964, 1965, 1967, 1968, 1970) and was recipient of the Calder Memorial Trophy as the NHL's top rookie in 1964...Retired as an active player following a knee injury in 1974... Born November 22, 1941 in Rouyn, Que...Jacques and his wife, Elaine, have three children: sons, Martin and Daniel, and daughter, Michele...Daniel played in 48 NHL games with St. Louis and Ottawa from 1992-93 through 1995-96.

**COACHING RECORD**

YEAR	TEAM	LEAGUE	REGULAR SEASON					PLAYOFFS				
			GC	W	L	T	PTS	PCT	GC	W	L	PCT
1975-76	Montreal R-W-B	QMJHL	72	36	29	7	79	.549	6	2	4	.333
1976-77	Montreal Jr.	QMJHL	19	10	8	1	21	.553	-	-	-	-
	<b>QMJHL TOTALS</b>		<b>91</b>	<b>46</b>	<b>37</b>	<b>8</b>	<b>100</b>	<b>.549</b>	<b>6</b>	<b>2</b>	<b>4</b>	<b>.333</b>

**PLAYING RECORD**

YEAR	TEAM	LEAGUE	REGULAR SEASON					PLAYOFFS					
			GP	G	A	PTS	PIM	GP	G	A	PTS	PIM	
1958-59	Hull-Ottawa	X-Games	-	-	-	-	-	-	-	-	-	-	-
	Hull-Ottawa	EOHL	1	1	1	2	2	2	0	0	0	0	0
	Hull-Ottawa	M Cup	9	1	0	1	16	-	-	-	-	-	-
1959-60	Brock. Jr.	OVJHL	-	-	-	-	-	-	-	-	-	-	-
	Hull-Ottawa	EPHL	5	0	2	2	0	-	-	-	-	-	-
	Brock. Jr.	M Cup	13	0	13	13	34	-	-	-	-	-	-
1960-61	Hull	IPSHL	-	11	29	40	-	-	-	-	-	-	-
	Hull-Ottawa	EPHL	5	0	0	0	2	3	0	2	2	4	
	Hull	AI Cup	3	0	0	0	4	-	-	-	-	-	
1961-62	Montreal	OHA Jr.	48	20	37	57	98	6	0	1	1	11	
	Hull-Ottawa	EPHL	1	0	0	0	4	7	1	4	5	6	
1962-63	Montreal	NHL	6	0	2	2	2	5	0	1	1	4	
	Hull-Ottawa	EPHL	40	8	19	27	51	2	0	0	0	0	
1963-64	Montreal	NHL	65	2	28	30	102	7	1	1	2	8	
1964-65	Montreal	NHL	67	5	22	27	92	6	1	1	2	16	
1965-66	Montreal	NHL	57	6	25	31	85	-	-	-	-	-	
1966-67	Montreal	NHL	61	0	20	20	48	9	0	1	1	9	
1967-68	Montreal	NHL	72	4	21	25	84	13	1	3	4	20	
1968-69	Montreal	NHL	69	5	26	31	45	14	1	3	4	28	
1969-70	Montreal	NHL	73	6	31	37	98	-	-	-	-	-	
1970-71	Montreal	NHL	49	0	16	16	20	20	4	9	13	12	
1971-72	Montreal	NHL	73	3	25	28	50	4	0	0	0	2	
1972-73	Montreal	NHL	57	7	16	23	34	10	1	3	4	2	
1973-74	Montreal	NHL	42	2	10	12	14	-	-	-	-	-	
	<b>NHL TOTALS</b>		<b>691</b>	<b>40</b>	<b>242</b>	<b>282</b>	<b>674</b>	<b>88</b>	<b>9</b>	<b>22</b>	<b>31</b>	<b>101</b>	

NHL Second All-Star Team (1964, 1970) • Won Calder Memorial Trophy (Top NHL Rookie) (1964) • NHL First All-Star Team (1965, 1966) • Won James Norris Memorial Trophy (Top NHL Defenseman) (1966) • NHL Plus/Minus Leader (1973) • Played in NHL All-Star Game (1964, 1965, 1967, 1968, 1970) • Inducted into Hockey Hall of Fame (1987)

**Official health care  
provider of the  
New Jersey Devils  
Hockey Club.**



**RWJBarnabas  
HEALTH**

**Let's be healthy together.**

[RWJBH.org](http://RWJBH.org)

**RICK KOWALSKY — HEAD COACH/ALBANY DEVILS**

In seventh season as head coach of AHL's Albany Devils; named to current post August 10, 2010...Held club for most successful season to date, with 46 wins and 102 points, earning the AHL Coach of the Year Award...Club lost in second round of 2016 Calder Cup Playoffs to Toronto in seven games; defeated Utica (Vancouver's AHL team) in the first round...Led club to 40-23-13=93pt (.612) mark in 2013-14 and franchise's first post-season appearance since 2010...Served four seasons as head coach of ECHL's Trenton franchise; received 2009 John Brophy Award as league's top coach...Returned to New Jersey's capital city after spending one year as an assistant to former Titans' Coach Mike Haviland with Norfolk (AHL); Admirals finished campaign with impressive 43-29-4=94pt mark...A right wing, professional playing career spanned 12 seasons and included six teams/two leagues in North America...Also saw action in two games with BISL's Cardiff Devils in 2000-01...Captained Titans to 2005 Kelly Cup Championship in final season as a player...Participated in 1995 and 2003 ECHL All-Star Games; served Trenton team as captain in 2003...Totaled 221 goals and 329 assists for 550 points and 979 penalty minutes in 516 career regular-season ECHL games with Hampton Roads, Trenton and Roanoke...Served Express as player/assistant coach while compiling career-high 83 points in 2001-02...Made pro debut with Cornwall (AHL) in 1993-94...Buffalo's tenth choice, 227th overall, in 1992 Entry Draft; did not see any action in NHL...Helped lead Sault Ste. Marie to back-to-back OHL Championships in 1991 and 1992; captained Greyhounds to 1993 Memorial Cup Championship...Born March 20, 1972 in Simcoe, Ont...Rick and his wife, Debbie, have three children: Dylan, Sydney and Ryan.

**COACHING RECORD**

YEAR	TEAM	LEAGUE	REGULAR SEASON						PLAYOFFS			
			GC	W	L	O/T	PTS	PCT	GC	W	L	PCT
2006-07	Trenton	ECHL	72	36	31	5	77	.535	5	2	3	.400
2007-08	Trenton	ECHL	72	29	36	7	65	.451	-	-	-	-
2008-09	Trenton	ECHL	72	40	25	7	87	.604	7	3	4	.429
2009-10	Trenton	ECHL	72	33	30	9	75	.521	-	-	-	-
2010-11	Albany	AHL	80	32	42	6	70	.438	-	-	-	-
2011-12	Albany	AHL	76	31	34	11	73	.480	-	-	-	-
2012-13	Albany	AHL	76	31	32	13	75	.493	-	-	-	-
2013-14	Albany	AHL	76	40	23	13	93	.612	4	1	3	.250
2014-15	Albany	AHL	76	37	28	11	85	.559	-	-	-	-
2015-16	Albany	AHL	76	46	20	10	102	.671	11	6	5	.545
<b>ALBANY TOTALS</b>			<b>460</b>	<b>217</b>	<b>179</b>	<b>64</b>	<b>498</b>	<b>.541</b>	<b>15</b>	<b>7</b>	<b>8</b>	<b>.467</b>
<b>AHL TOTALS</b>			<b>460</b>	<b>217</b>	<b>179</b>	<b>64</b>	<b>498</b>	<b>.541</b>	<b>15</b>	<b>7</b>	<b>8</b>	<b>.467</b>
<b>ECHL TOTALS</b>			<b>288</b>	<b>138</b>	<b>122</b>	<b>28</b>	<b>304</b>	<b>.528</b>	<b>12</b>	<b>5</b>	<b>7</b>	<b>.417</b>

John Brophy Award (ECHL Coach of the Year) (2009) • Louis A.R. Pieri Memorial Award (AHL Coach of the Year) (2016)

**PLAYING RECORD**

YEAR	TEAM	LEAGUE	REGULAR SEASON						PLAYOFFS				
			GP	G	A	PTS	PIM	GP	G	A	PTS	PIM	
1989-90	Sault Ste. Marie	OHL	43	1	0	1	23	-	-	-	-	-	
1990-91	Sault Ste. Marie	OHL	46	5	9	14	59	13	4	4	8	17	
1991-92	Sault Ste. Marie	OHL	66	25	44	69	119	19	6	10	16	39	
1992-93	Sault Ste. Marie	OHL	54	23	47	70	58	18	7	6	13	35	
1993-94	Cornwall	AHL	65	9	8	17	86	-	-	-	-	-	
1994-95	Hampton Roads	ECHL	49	29	24	53	114	4	0	4	4	4	
	Cornwall	AHL	9	2	1	3	38	-	-	-	-	-	
1995-96	Hampton Roads	ECHL	52	21	29	50	121	-	-	-	-	-	
1996-97	Hampton Roads	ECHL	52	14	26	40	94	9	5	4	9	16	
	Portland	AHL	22	7	8	15	10	-	-	-	-	-	
1997-98	Hampton Roads	ECHL	24	11	16	27	72	-	-	-	-	-	
	Portland	AHL	39	11	25	36	78	10	5	2	7	8	
1998-99	Portland	AHL	47	6	15	21	85	-	-	-	-	-	
1999-00	Hampton Roads	ECHL	67	23	47	70	109	10	7	1	8	20	
2000-01	Cardiff	BISL	2	0	0	0	0	-	-	-	-	-	
	Trenton	ECHL	12	7	10	17	22	13	8	4	12	12	
2001-02	Roanoke	ECHL	70	35	48	83	112	4	1	1	2	0	
	Norfolk	AHL	1	0	0	0	0	-	-	-	-	-	
2002-03	Roanoke	ECHL	68	27	55	82	132	4	0	1	1	6	
2003-04	Roanoke	ECHL	67	31	45	76	122	4	1	2	3	6	
2004-05	Trenton	ECHL	55	23	29	52	81	20	10	13	23	26	
<b>AHL TOTALS</b>			<b>183</b>	<b>35</b>	<b>57</b>	<b>92</b>	<b>297</b>	<b>10</b>	<b>5</b>	<b>2</b>	<b>7</b>	<b>8</b>	
<b>ECHL TOTALS</b>			<b>516</b>	<b>221</b>	<b>329</b>	<b>550</b>	<b>979</b>	<b>68</b>	<b>32</b>	<b>30</b>	<b>62</b>	<b>90</b>	

Played in ECHL All-Star Game (1995, 2003)

**SERGEI BRYLIN — ASSISTANT COACH/ALBANY DEVILS**

Entering fourth season as a member of Albany's coaching staff; named to current post September 2013...Along with M. Brodeur, K. Daneyko, S. Niedermayer and S. Stevens, was a member of all three of New Jersey's Stanley Cup Championship teams...Retired as an active player following the 2011-12 season; spent three years with St. Petersburg (KHL) and one season with Novokuznetsk (KHL)...A forward, spent entire 13-season NHL career, from 1994-95 through 2007-08, with New Jersey; 765 career regular-season games ranks ninth in team history...Appeared in every game from 2003-04 through 2007-08; 328 consecutive games played from Oct. 8, 2003 to Apr. 6, 2008 marks the third-longest stretch in franchise history...Totaled 129 goals and 179 assists for 308 points; notched career highs across the board with 23 goals and 29 assists for 52 points in 2000-01...Added 15 goals and 19 assists for 34 points in 109 career Stanley Cup Playoff contests...Also saw action with Albany (AHL), most recently in 1997-98...Represented Russia at two World Championships and two World Junior Championships...Spent the 2004-05 campaign with Voskresensk (Rus.)...Made his

NHL debut Feb. 17, 1995 vs. NY Islanders; first came to North America in 1993-94 as a member of the IHL's Russian Penguins...New Jersey's second choice and 42nd overall selection in the 1992 Entry Draft...Born Jan. 13, 1974 in Moscow, Rus., Sergei and his wife, Elena, have three children: 16-year old daughter, Anna, 12-year old son, Fyodor, and six-year-old daughter, Maria.

**COACHING RECORD**

YEAR	TEAM	LEAGUE	REGULAR SEASON					PLAYOFFS					
			GC	W	L	OT	PTS	PCT	GC	W	L	PCT	
2013-14	Albany	AHL											
2014-15	Albany	AHL											
2015-16	Albany	AHL											

**PLAYING RECORD**

YEAR	TEAM	LEAGUE	REGULAR SEASON					PLAYOFFS					
			GP	G	A	PTS	PIM	GP	G	A	PTS	PIM	
1990-91	CSKA Moscow	USSR Jr.	-	-	-	-	-	-	-	-	-	-	-
1991-92	CSKA Moscow	CIS	44	1	6	7	4	-	-	-	-	-	-
	Russia	EJC-A	6	1	1	2	4	-	-	-	-	-	-
1992-93	CSKA Moscow	CIS	42	5	4	9	36	-	-	-	-	-	-
	Russia	WJC-A	7	3	3	6	6	-	-	-	-	-	-
1993-94	CSKA Moscow	CIS	39	4	6	10	36	3	1	0	1	2	
	Russia	WJC-A	7	1	5	6	0	-	-	-	-	-	
1994-95	Russia	IHL	13	4	5	9	18	-	-	-	-	-	
	Albany	AHL	63	19	35	54	78	-	-	-	-	-	
1995-96	DEVILS	NHL	26	6	8	14	8	12	1	2	3	4	
	DEVILS	NHL	50	4	5	9	26	-	-	-	-	-	
1996-97	Russia	WC-A	8	3	2	5	12	-	-	-	-	-	
	DEVILS	NHL	29	2	2	4	20	-	-	-	-	-	
1997-98	Albany	AHL	43	17	24	41	38	16	4	8	12	12	
	DEVILS	NHL	44	21	22	43	60	-	-	-	-	-	
1998-99	DEVILS	NHL	18	2	3	5	0	-	-	-	-	-	
	DEVILS	NHL	47	5	10	15	28	5	3	1	4	4	
1999-00	DEVILS	NHL	64	9	11	20	20	17	3	5	8	0	
2000-01	DEVILS	NHL	75	23	29	52	24	20	3	4	7	6	
2001-02	DEVILS	NHL	76	16	28	44	10	6	0	2	2	2	
2002-03	DEVILS	NHL	52	11	8	19	16	19	1	3	4	8	
2003-04	DEVILS	NHL	82	14	19	33	20	5	0	0	0	0	
2004-05	Voskresensk	Rus.	35	8	19	27	40	-	-	-	-	-	
2005-06	DEVILS	NHL	82	15	22	37	46	9	2	0	2	2	
2006-07	DEVILS	NHL	82	16	24	40	35	11	1	2	3	6	
	Russia	WC-A	2	0	0	0	0	-	-	-	-	-	
2007-08	DEVILS	NHL	82	6	10	16	20	5	1	0	1	0	
2008-09	St. Petersburg	KHL	50	9	15	24	16	3	0	2	2	2	
2009-10	St. Petersburg	KHL	56	8	12	20	32	4	0	0	0	0	
2010-11	St. Petersburg	KHL	49	7	5	12	8	11	1	5	6	4	
2011-12	Novokuznetsk	KHL	41	5	4	9	28	-	-	-	-	-	
2011-12	Novokuznetsk	KHL	41	5	4	9	28	-	-	-	-	-	
2011-12	Novokuznetsk	KHL	41	5	4	9	28	-	-	-	-	-	
<b>DEVILS TOTALS</b>			<b>765</b>	<b>129</b>	<b>179</b>	<b>308</b>	<b>273</b>	<b>109</b>	<b>15</b>	<b>19</b>	<b>34</b>	<b>32</b>	
<b>NHL TOTALS</b>			<b>765</b>	<b>129</b>	<b>179</b>	<b>308</b>	<b>273</b>	<b>109</b>	<b>15</b>	<b>19</b>	<b>34</b>	<b>32</b>	

**PERTTI HASANEN — DEVELOPMENT/SKILLS COACH**

camp in the nation...The academy's mission is to bring his knowledge to hockey players of all ages and genders...Born July 31, 1954 in Turku, Fin.

In second season with organization...Named to current post Aug. 6, 2015, joins P. Rissmiller, E. Weinrich and S. Clemmensen on the team's development staff...Brings more than 35 years of experience to the Devils' organization, most recently as director of hockey operations and player development for Boston University (HE)...Previously served the Terriers as an assistant coach for five seasons (1988-90 & 1995-98)... North American experience also includes five years as an assistant coach with Hockey East's UMass-Lowell (1984-88 & 2000-01), and a brief term with Springfield (AHL)...Began coaching career in 1979 with the Tappara junior club (Fin)...Has also served as head coach for a number of European professional teams, including clubs in Norway, Italy and Finland...Also had stints as head European scout with the Los Angeles Kings and Calgary Flames...Has provided instruction at NHL training camps for the Dallas Stars, Pittsburgh Penguins, Boston Bruins, and most recently, Devils' development camp, July 2015...A goaltender; spent three seasons in Finland's top league...Represented home country at 1974 World Junior Championships...Founder of the Perti Hasanen Hockey Academy, which is his vision for the most elite

**COACHING RECORD**

YEAR	TEAM	LEAGUE	REGULAR SEASON					PLAYOFFS				
			GC	W	L	O/T	PTS	PCT	GC	W	L	PCT
1979-80	Tappara	Fin. Jr.	-	-	-	-	-	-	-	-	-	-
1980-81	Forssan	Fin. 1	36	14	19	3	31	.431	-	-	-	-
1981-82	Forssan	Fin. 1	36	21	8	7	49	.681	5	3	2	.600
1982-83	Heinola	Fin. 1	-	-	-	-	-	-	-	-	-	-
1983-84	Heinola	Fin. 1	36	12	23	1	25	.694	-	-	-	-
1984-85	UMass-Lowell	HE	Assistant Coach									
1985-86	UMass-Lowell	HE	Assistant Coach									
1986-87	UMass-Lowell	HE	Assistant Coach									
1987-88	UMass-Lowell	HE	Assistant Coach									
1988-89	Boston U.	HE	Assistant Coach									
1989-90	Boston U.	HE	Assistant Coach									
1990-91	Springfield	AHL	Assistant Coach									
1992-93	Tappara	Fin.	48	19	21	8	46	.479	-	-	-	-
1993-94	Tappara	Fin.	48	23	20	5	51	.531	9	4	5	.444
1994-95	Tappara	Fin.	50	16	30	4	36	.360	-	-	-	-
1995-96	Boston U.	HE	Assistant Coach									
1996-97	Boston U.	HE	Assistant Coach									
1997-98	Boston U.	HE	Assistant Coach									
1998-99	Sarpsborg	Nor.	44	20	21	3	42	.477	-	-	-	-
1999-00	Sterzing	Ita.	28	21	7	0	59	-	8	2	6	.250
2000-01	UMass-Lowell	HE	Assistant Coach									
2005-06	Turku	Met.	Assistant Coach									
2006-07	Sterzing	Ita. 2	-	-	-	-	-	-	-	-	-	-

**PLAYING RECORD**

YEAR	TEAM	LEAGUE	REGULAR SEASON							PLAYOFFS							
			GP	W	L	T	MIN	GA	SO	AVG	GP	W	L	MIN	GA	SO	AVG
1971-72	Turku	Fin. 1	1	-	-	-	-	2	0	1.00	-	-	-	-	-	-	-
1972-73	Turku	Fin. 1	2	-	-	-	-	-	-	-	-	-	-	-	-	-	
1973-74	Turku	Fin. 1	4	-	-	-	-	-	-	-	-	-	-	-	-	-	
	Finland	WJC-A	-	-	-	-	-	-	-	-	-	-	-	-	-	-	
1974-75	Turku	Fin. 1	5	-	-	-	-	27	0	-	-	-	-	-	-	-	
1975-76	Kiekkoreipas	Fin. 1	5	-	-	-	-	-	-	-	-	-	-	-	-	-	
1976-77	Tappara	Fin.	1	-	-	-	-	3	0	3.00	-	-	-	-	-	-	
1977-78	Tappara	Fin.	3	-	-	-	-	4	1	2.31	-	-	-	-	-	-	
1978-79	Tappara	Fin.	34	-	-	-	-	-	-	4.07	2	-	-	-	-	-	

## PATRICK RISSMILLER — DEVELOPMENT COACH



In second season with organization...Joined Devils' organization Aug. 26, 2015 following a 13-season professional playing career...Spent the past two seasons with Ritten Renon (Ita.), which won the 2013-14 championship, as well as consecutive Italian Cup Championships... Played six seasons, 2002-03 through 2007-08 with Sharks' organization, including three seasons, 2005-06 to 2007-08, in the NHL...Career statistics showed 18 goals and 28 assists for 46 points and 60 penalty minutes in 192 NHL games with San Jose, the NY Rangers, Atlanta and Florida...Added 3g-4a-7pts and 10 PIM in 30 Stanley Cup Playoff contests...Made pro debut in 2002-03 by appearing in two matches with Cincinnati (ECHL) and 72 games with Cleveland (AHL)...In 2005-06, was named Barons' player of the year, finishing second on squad with 15g-37a-52pts...AHL totals included 128g-239a-367pts and 286 PIM in 554 games played with Cleveland, Hartford, Grand Rapids, Chicago, Lake Erie, Rochester and Worcester from 2002-03 through 2012-13... Played four seasons collegiately at Holy Cross (MAAC), recording 53g-90a-143pts and 116 PIM in 131 games for Crusaders...Born Oct. 26, 1978, in Belmont, MA...Patrick and his wife, Michelle, have two children: daughter, Eleanor, and son, Nolan.

### PLAYING RECORD

YEAR	TEAM	LEAGUE	REGULAR SEASON					PLAYOFFS					
			GP	G	A	PTS	PIM	GP	G	A	PTS	PIM	
1997-98	Hill School	PA	-	-	-	-	-	-	-	-	-	-	-
1998-99	Holy Cross	MAAC	34	13	28	41	23	-	-	-	-	-	-
1999-00	Holy Cross	MAAC	35	10	17	27	22	-	-	-	-	-	-
2000-01	Holy Cross	MAAC	29	14	15	29	40	-	-	-	-	-	-
2001-02	Holy Cross	MAAC	33	16	30	46	31	-	-	-	-	-	-
2002-03	Cincinnati	ECHL	2	2	2	4	0	-	-	-	-	-	-
	Cleveland	AHL	72	14	26	40	24	-	-	-	-	-	-
2003-04	Cleveland	AHL	75	14	31	45	66	9	0	1	1	8	
	San Jose	NHL	4	0	0	0	0	-	-	-	-	-	
2004-05	Cleveland	AHL	69	21	23	44	50	-	-	-	-	-	
2005-06	Cleveland	AHL	68	15	37	52	30	-	-	-	-	-	
	San Jose	NHL	18	3	3	6	8	11	2	1	3	6	
2006-07	San Jose	NHL	79	7	15	22	22	11	1	3	4	0	
2007-08	San Jose	NHL	79	8	9	17	30	8	0	0	0	4	
2008-09	NY Rangers	NHL	2	0	0	0	0	-	-	-	-	-	
	Hartford	AHL	64	14	40	54	24	6	0	1	1	6	
2009-10	Hartford	AHL	6	0	2	2	8	-	-	-	-	-	
	Grand Rapids	AHL	63	20	25	45	18	-	-	-	-	-	
2010-11	Chicago	AHL	6	1	0	1	6	-	-	-	-	-	
	Lake Erie	AHL	43	11	19	30	10	-	-	-	-	-	
	Atlanta	NHL	1	0	0	0	0	-	-	-	-	-	
	Rochester	AHL	8	2	8	10	6	-	-	-	-	-	
	Florida	NHL	9	0	1	1	0	-	-	-	-	-	
2011-12	Lake Erie	AHL	49	13	16	29	34	-	-	-	-	-	
2012-13	Worcester	AHL	6	0	2	2	2	-	-	-	-	-	
	Rochester	AHL	25	3	10	13	8	3	0	0	0	4	
2013-14	Ritten Renon	Ita.	25	9	16	25	18	17	8	14	22	22	
2014-15	Ritten Renon	Ita.	29	12	21	33	64	16	8	6	14	34	
	<b>NHL TOTALS</b>		<b>192</b>	<b>18</b>	<b>28</b>	<b>46</b>	<b>60</b>	<b>30</b>	<b>3</b>	<b>4</b>	<b>7</b>	<b>10</b>	

MAAC All-Rookie Team (1999) • MAAC First All-Star Team (2002) • MAAC Offensive Player of the Year (2002)

Signed as a free agent by Cleveland, September 23, 2002. Signed as a free agent by San Jose, June 30, 2003. Signed as a free agent by NY Rangers, July 1, 2008. Traded to Atlanta by NY Rangers with Donald Brashear for Todd White, August 2, 2010. Traded to Florida by Atlanta with Niclas Bergfors for Radek Dvorak and Carolina's fifth-round choice (later traded to San Jose-Sean Kuraly) in 2011 Entry Draft, February 28, 2011. Signed as a free agent by Colorado, July 12, 2011. Signed as a free agent by Worcester, January 9, 2013. Signed as a free agent by Rochester, February 2, 2013. Signed as a free agent by Ritten Renon (Italy), November 25, 2013.

**ERIC WEINRICH — DEVELOPMENT COACH**

In second season as a member of the Devils' development staff; named to current post September 20, 2015...Served six seasons with the Sabres' organization, including time spent as director of player development (2011-12), NHL scout (2012-13 to '13-14) and assistant coach with AHL's Portland Pirates (2008-09 to '10-11)...A defenseman, completed his 20-year professional playing career in 2008 after two seasons with Portland... Career NHL totals showed 70g-318a-388pts and 825 penalty minutes in 1,157 regular-season appearances...In first full season with New Jersey in 1990-91, became first player in team history named to NHL All-Rookie Team...While with Utica Devils (AHL), received 1990 Eddie Shore Award as AHL's best defenseman and was named to league's First All-Star Team...Represented United States at the 1988 Olympic Winter Games, 1991 Canada Cup, 2004 World Cup, ten World Championships and two World Junior Championships...New Jersey's second choice and 32nd overall selection in the 1985 Entry Draft...Played three seasons, 1985-86 through 1987-88 at Maine (HE), scoring 16g-54a-70pts in 83 games...Played high school hockey at North Yarmouth Academy (ME)... Married; wife's name is Tracy...The couple has two children: son, Ben and daughter, Emily...Born December 19, 1966 in Roanoke, VA.

**PLAYING RECORD**

YEAR	TEAM	LEAGUE	REGULAR SEASON					PLAYOFFS				
			GP	G	A	PTS	PIM	GP	G	A	PTS	PIM
1987-88	Maine	HE	8	4	7	11	22	-	-	-	-	-
	United States	Olym.	6	0	0	0	0	-	-	-	-	-
1988-89	Utica	AHL	80	17	27	44	70	5	0	1	1	8
	DEVILS	NHL	2	0	0	0	0	-	-	-	-	-
1989-90	Utica	AHL	57	12	48	60	38	-	-	-	-	-
	DEVILS	NHL	19	2	7	9	11	6	1	3	4	17
1990-91	DEVILS	NHL	76	4	34	38	48	7	1	2	3	6
	United States	WC-A	10	2	1	3	6	-	-	-	-	-
1991-92	DEVILS	NHL	76	7	25	32	55	7	0	2	2	4
1992-93	Hartford	NHL	79	7	29	36	76	-	-	-	-	-
	United States	WC-A	6	0	1	1	0	-	-	-	-	-
1993-94	Hartford	NHL	8	1	1	2	2	-	-	-	-	-
	Chicago	NHL	54	3	23	26	31	6	0	2	2	6
	United States	WC-A	6	0	1	1	0	-	-	-	-	-
1994-95	Chicago	NHL	48	3	10	13	33	16	1	5	6	4
1995-96	Chicago	NHL	77	5	10	15	65	10	1	4	5	10
1996-97	Chicago	NHL	81	7	25	32	62	6	0	1	1	4
	United States	WC-A	6	0	4	4	2	-	-	-	-	-
1997-98	Chicago	NHL	82	2	21	23	106	-	-	-	-	-
	United States	WC-A	6	0	2	2	16	-	-	-	-	-
1998-99	Chicago	NHL	14	1	3	4	12	-	-	-	-	-
	Montreal	NHL	66	6	12	18	77	-	-	-	-	-
	United States	WC-A	6	1	2	3	2	-	-	-	-	-
1999-00	Montreal	NHL	77	4	25	29	39	-	-	-	-	-
	United States	WC-A	7	0	2	2	4	-	-	-	-	-
	Montreal	NHL	60	6	19	25	34	-	-	-	-	-
2000-01	Boston	NHL	22	1	5	6	10	-	-	-	-	-
	United States	WC-A	9	0	2	2	8	-	-	-	-	-
	Philadelphia	NHL	80	4	20	24	26	5	0	0	0	4
2001-02	United States	WC-A	3	0	1	1	2	-	-	-	-	-
	Philadelphia	NHL	81	2	18	20	40	13	2	3	5	12
2002-03	Philadelphia	NHL	54	2	7	9	32	-	-	-	-	-
2003-04	St. Louis	NHL	26	2	8	10	14	5	0	1	1	0
	United States	W Cup	2	0	0	0	0	-	-	-	-	-
	United States	WC-A	4	0	0	0	8	-	-	-	-	-
2004-05	EC Villacher SV	Aus.	10	3	8	11	8	3	0	1	1	6
2005-06	St. Louis	NHL	59	1	16	17	44	-	-	-	-	-
	Vancouver	NHL	16	0	0	0	8	-	-	-	-	-
	Portland	AHL	36	2	12	14	34	-	-	-	-	-
2007-08	Portland	AHL	52	1	7	8	68	-	-	-	-	-
<b>DEVILS TOTALS</b>			<b>173</b>	<b>13</b>	<b>66</b>	<b>79</b>	<b>114</b>	<b>20</b>	<b>2</b>	<b>7</b>	<b>9</b>	<b>27</b>
<b>NHL TOTALS</b>			<b>1157</b>	<b>70</b>	<b>318</b>	<b>388</b>	<b>825</b>	<b>81</b>	<b>6</b>	<b>23</b>	<b>29</b>	<b>67</b>

Hockey East First All-Star Team (1987) • NCAA East Second All-American Team (1987) • Won Eddie Shore Award (AHL Outstanding Defenseman) (1990) • AHL First All-Star Team (1990) • NHL All-Rookie Team (1991)

Traded to Hartford by DEVILS with Sean Burke for Bobby Holik and Hartford's second-round choice (Jay Pandolfo) in 1993 Entry Draft, August 28, 1992. Traded to Chicago by Hartford with Patrick Poulin for Steve Larmer and Bryan Marchment, November 2, 1993. Traded to Montreal by Chicago with Jeff Hackett, Alain Nasreddine and Tampa Bay's fourth-round choice (Chris Dymont) in 1999 Entry Draft for Jocelyn Thibault, Dave Manson and Brad Brown, November 16, 1998. Traded to Boston by Montreal for Patrick Traverse, February 21, 2001. Signed as a free agent by Philadelphia, July 5, 2001. Traded to St. Louis by Philadelphia for St. Louis' fifth-round choice (Gino Pisellini) in 2004 Entry Draft, February 9, 2004. Signed as a free agent by Villacher (Aus.) February 14, 2005. Traded to Vancouver by St. Louis for Tomas Mojzis and Vancouver's third-round choice (later traded to DEVILS-Vladimir Zharkov) in 2006 Entry Draft, March 9, 2006.



**SCOTT CLEMMENSEN — GOALTENDING DEVELOPMENT COACH**

Named to current position June 30, 2015; joined coaching staff following a 14-season professional playing career, including eight seasons over three stints with the Devils' organization...Split 2014-15 campaign by appearing in 27 games with Albany (AHL) and three contests with New Jersey...Saw action in 191 career NHL games with New Jersey, Toronto, and Florida, posting a 73-59-24 mark with seven shutouts and 2.79 goals-against average...Devils' totals showed 68 games played, with a record of 32-19-6, four shutouts and 2.60 GAA... Had his best season in 2008-09, when he finished first among New Jersey netminders with 40 games played, 25 victories and 2.39 GAA... Re-signed with the Devils July 1, 2014 after spending the previous five seasons with the Panthers' organization, which included time with San Antonio (AHL)...Appeared in six games for Team USA at the 2010 World Championships...Also played one season, 2007-08, with the Maple Leafs' organization after signing as a free agent July 6, 2007...Made his pro debut October 6, 2001 after four seasons at Boston College (HE)...Helped lead Eagles to 2001 Hockey East and NCAA Championships...Named to 2001 NCAA Championship All-Tournament

Team and 1998 Hockey East All-Rookie Team...Led conference with 30 wins his senior season, and also paced the league in games played, minutes and shutouts on two occasions...Played his junior hockey at Des Moines (USHL) and was New Jersey's seventh choice (eighth round), 215th overall, in the 1997 NHL Entry Draft...Born July 23, 1977 in Des Moines, IA...Scott and his wife, Vanessa, have two daughters, seven-year-old Olivia and three-and-a-half-year-old Julia.

**PLAYING RECORD**

YEAR	TEAM	LEAGUE	REGULAR SEASON							PLAYOFFS							
			GP	W	L	O/T	MIN	GA	SO	AVG	GP	W	L	MIN	GA	SO	AVG
1995-96	Des Moines	USHL	20	10	7	1	1082	62	0	3.44	-	-	-	-	-	-	-
1996-97	Des Moines	USHL	36	22	9	2	2042	111	1	3.26	4	1	2	200	9	1	2.70
1997-98	Boston College	HE	37	24	9	4	2205	102	*4	2.78	-	-	-	-	-	-	-
1998-99	Boston College	HE	*42	26	12	4	*2507	120	1	2.87	-	-	-	-	-	-	-
1999-00	Boston College	HE	29	19	7	0	1610	59	*5	2.20	-	-	-	-	-	-	-
2000-01	Boston College	HE	*39	*30	7	2	*2312	82	3	2.13	-	-	-	-	-	-	-
2001-02	DEVILS	NHL	2	0	0	0	20	1	0	3.00	-	-	-	-	-	-	-
	Albany	AHL	29	5	19	4	1677	92	0	3.29	-	-	-	-	-	-	-
2002-03	Albany	AHL	47	12	24	8	2694	119	1	2.65	-	-	-	-	-	-	-
2003-04	Albany	AHL	22	5	12	4	1309	67	0	3.07	-	-	-	-	-	-	-
	DEVILS	NHL	4	3	1	0	238	4	2	1.01	-	-	-	-	-	-	-
2004-05	Albany	AHL	46	13	25	5	2645	124	2	2.81	-	-	-	-	-	-	-
2005-06	DEVILS	NHL	13	3	4	2	627	35	0	3.35	1	0	0	7	0	0	0.00
	Albany	AHL	1	0	1	0	59	5	0	5.05	-	-	-	-	-	-	-
2006-07	DEVILS	NHL	6	1	1	2	305	16	0	3.15	-	-	-	-	-	-	-
	Lowell	AHL	1	1	0	0	60	0	1	0.00	-	-	-	-	-	-	-
2007-08	Toronto	AHL	40	23	14	2	2363	96	1	2.44	17	8	9	992	50	0	3.02
	Toronto	NHL	3	1	1	0	154	10	0	3.90	-	-	-	-	-	-	-
2008-09	DEVILS	NHL	40	25	13	1	2356	94	2	2.39	-	-	-	-	-	-	-
	Lowell	AHL	12	6	5	1	707	40	0	3.39	-	-	-	-	-	-	-
	United States	WC-A	-	-	-	-	-	-	-	-	-	-	-	-	-	-	-
2009-10	Florida	NHL	23	9	8	2	1215	59	1	2.91	-	-	-	-	-	-	-
	United States	WC-A	6	3	3	0	347	9	1	1.56	-	-	-	-	-	-	-
2010-11	Florida	NHL	31	8	11	7	1696	74	1	2.62	-	-	-	-	-	-	-
2011-12	Florida	NHL	30	14	6	6	1566	67	1	2.57	3	1	2	179	7	0	2.35
	San Antonio	AHL	1	1	0	0	60	1	0	1.00	-	-	-	-	-	-	-
2012-13	Florida	NHL	19	3	7	2	866	53	0	3.67	-	-	-	-	-	-	-
2013-14	San Antonio	AHL	11	4	7	0	652	31	1	2.85	-	-	-	-	-	-	-
	Florida	NHL	17	6	7	1	914	47	0	3.09	-	-	-	-	-	-	-
2014-15	DEVILS	NHL	3	0	0	1	102	8	0	4.71	-	-	-	-	-	-	-
	Albany	AHL	27	12	11	2	1558	58	2	2.23	-	-	-	-	-	-	-
	<b>DEVILS TOTALS</b>		<b>68</b>	<b>32</b>	<b>19</b>	<b>6</b>	<b>3648</b>	<b>158</b>	<b>4</b>	<b>2.60</b>	<b>1</b>	<b>0</b>	<b>0</b>	<b>7</b>	<b>0</b>	<b>0</b>	<b>0.00</b>
	<b>NHL TOTALS</b>		<b>191</b>	<b>73</b>	<b>59</b>	<b>24</b>	<b>10059</b>	<b>468</b>	<b>7</b>	<b>2.79</b>	<b>4</b>	<b>1</b>	<b>2</b>	<b>186</b>	<b>7</b>	<b>0</b>	<b>2.26</b>

Hockey East All-Rookie Team (1998) • NCAA Championship All-Tournament Team (2001)

\*Led League

Signed as a free agent by Toronto, July 6, 2007. Signed as a free agent by DEVILS, July 10, 2008. Signed as a free agent by Florida, July 1, 2009. Signed as a free agent by DEVILS, July 1, 2014.

**PAUL CASTRON — DIRECTOR, AMATEUR SCOUTING**

In second season with Devils' organization; named to post July 31, 2015...Oversees all aspects of the club's amateur scouting operations...Joined club after spending the previous 16 seasons with the Columbus Blue Jackets, including the last nine as director of amateur scouting...Was promoted to that position July 21, 2006 and built a talented pool of young players considered among the most respected in the league... Was previously named the Blue Jackets' director of player development in 2002, where he managed the progress of the team's prospects, including those at the minor league level... First joined Columbus in 1999-00 as an amateur scout... He also served the Ottawa Senators as an amateur scout for eight years, 1991 to 1999...Played professionally at the minor league level and in Europe, including four years as a player/coach in Sweden prior to joining the Senators' staff...

Spent four seasons collegiately, 1981-82 through 1984-85, at St. Lawrence University (ECAC), where he totaled 56g-86a-142pts and 135 penalty minutes in 131 career games, and earned a degree in sociology...Born May 23, 1962 in Toronto, Ont...Paul and his wife, Terri reside in Michigan, and are the proud parents of twins Kuper and Madison.

**GATES ORLANDO — ASSISTANT DIRECTOR, AMATEUR SCOUTING**

Named to current post September 8, 2016...Assists Paul Castron in all aspects of draft research and preparation, including building the organization's draft list each year... Has been a part of the organization for the past 14 seasons, the last 12 in a scouting capacity on both the pro and amateur levels...Served as an Assistant Coach in Albany (AHL) in 2002-03 and 2003-04...Played over 650 professional hockey games in the NHL, AHL, Italian League, and Swiss League... Played in 98 NHL contests with Buffalo from 1984-1987, scoring 18 goals, 26 assists for 44 points and 51 penalty minutes...Served as captain for Italy in the 1999 IIHF World Championships...Was drafted by Buffalo in the eighth round, 164th overall, in the 1981 NHL Entry Draft...Played four seasons at Providence College (ECAC) from 1980 to 1984; scored 93 goals and 117 assists for 210 points in 129 games.

**AMATEUR SCOUTING STAFF**



**RYAN BREEN**



**GLEN DIRK**



**SCOTT LACHANCE**



**JAN LUDVIG**



**JIM MILL**



**PIERRE MONDOU**



**LOU REYCROFT**



**ANDY SCHNEIDER**



**STEVE SMITH**



**GEOFF STEVENS**

**AMATEUR SCOUTING STAFF – EUROPE**



**TIMO BLOMQVIST**



**NIKLAS EVERTSSON**



**MISHA MANCHIK**



**VACLAV SLANSKY, JR.**

**PRO SCOUTING STAFF**



**BOB HOFFMEYER**



**CLAUDE NOEL**




**ANDRE SAVARD**



**NICK VITUCCI**

**KEVIN MORLEY — HEAD ATHLETIC TRAINER**



Named as Head Athletic Trainer, August 8, 2016...Spent previous three seasons as a member of the New Jersey Devils training staff and nine seasons with the organization overall... Three seasons with NJ were as Assistant Athletic Trainer, assisting the Head Trainer and team physicians with daily management, evaluation and care of the players...Prior to coming to New Jersey, spent six seasons as the Head Athletic Trainer for the club's AHL franchises in Lowell and Albany, overseeing care, budgeting and administration...Before joining the Devils' organization, spent six seasons as Assistant Athletic Trainer for Miami (Ohio) University, working with the school's ice hockey, baseball, cheerleading, tennis and synchronized skating teams...Has worked on sports medicine staffs for various athletic events including for USA Hockey, the Red Bull Cliff Diving and Flugtag Competitions and ESPN's Winter and Summer X Games...Received a Master's Degree in Exercise and

Sport Sciences from the University of Florida in 2001 and a Bachelor of Science with a major in Health Sciences from James Madison University in 1999; while at JMU, was a member of the Men's Swimming and Diving Team...Certified athletic trainer and a member of the Board of Certification's Exam Development Committee...Kevin, 39, and his wife Katie, reside in Livingston, NJ with daughter, Hayden, and son, Andon.

**JOE LORINCZ — STRENGTH/CONDITIONING COACH**



Named to current position Aug. 18, 2015; joined Devils with more than 11 years of experience in strength and conditioning, including six seasons with Wilkes-Barre/Scranton (AHL)...Responsibilities with New Jersey include the implementation of off-ice workouts, nutritional counseling and reconditioning of injured players as well as overseeing all strength programs...Professional hockey experience also includes off-ice training for the Anaheim Ducks prospect conditioning camp over consecutive summers, 2007-08... Served as graduate assistant at Springfield College (MA) from 2008-09, working with school's volleyball and lacrosse programs... Previously directed strength and conditioning programs for softball, baseball, field hockey, basketball and soccer at American International College (Springfield, MA) in 2007-08...Spent time as a strength/conditioning coach intern at Boston University (MA)... Also was a volunteer at both Northeastern (MA) and Bryant (Smithfield, RI) Universities...Worked three summers, 2007-09,

at Mike Boyle Strength and Conditioning (Woburn, MA), a well-respected program with more than 25 instructors who have moved on to careers with college and professional sports teams... Spent five summers, 2005-09, at Milton Academy (MA)...Received his Masters of Education in Exercise Science from Springfield College, where he also worked as a physical therapy teaching assistant...Earned a Bachelor of Science degree in Exercise Science from the University of Massachusetts-Boston...Born October 2, 1982 in Attleboro, MA.

**BRIAN SMITH — MASSAGE THERAPIST**



In sixth season with the Devils' organization and 23rd year as a massage therapist...Specializes in active release therapy, kinesio taping, neuromuscular therapy and visceral manipulation... Experience includes more than 30 events, organizations and individual professional athletes; has served 21 schools during the NCAA swimming championships since 2003, the Big East swimming championships since 2002 and the Olympic Swimming Trials in 2004 and 2008...Most recently, worked for Virginia Tech at 2011 NCAA wrestling championships...Spent time with the New York Football Giants (1994-96), Rutgers University swimming and diving team (1999-2010) and the New Jersey Repertory Ballet Company (1995-97)...On an individual basis, has worked for athletes in five sports, including the NHL, NBA, U.S. Equestrian Team, Olympic bicycling team and marathons... From September-November 2001, volunteered at the World Trade Center for both rescue workers and dogs...Served as an

emergency medical technician for Exxon...Has taught massage therapy, first aid and CPR since 1993...A certified equine sports massage therapist...Studied at both Rutgers University and Chapman College (Orange, CA)...Served in the U.S. Marine Corps for four years...Received training at Somerset (NJ) School of Massage Therapy...Brian and his wife, Barbara, reside in Center Valley, PA.

**RICH MATTHEWS — HEAD EQUIPMENT MANAGER**



In his 17th season as Devils' equipment manager and 20th in NHL...Spent three years in similar capacity with the Dallas Stars, including their 1998-99 Stanley Cup Championship season...Also spent three seasons with the International Hockey League's Detroit Vipers...Served as equipment manager for Western Conference at 2009 NHL All-Star Game...Was selected as a member of the 1997 IHL Eastern Conference All-Star Team training staff...Worked for the Phoenix Roadrunners (IHL) for four seasons...Primary duties include the ordering, repairing, inventory and maintenance of all equipment...Also coordinates the transfer of the team's equipment between Prudential Center and other NHL cities... Works closely with the 29 other NHL equipment managers on their equipment and facility needs while in New Jersey...A

graduate of Arizona State University; earned his degree in exercise science...Rich, 45, and his wife, Sara, an elementary school teacher, have two daughters, 16-year-old Madisyn Kay, and 12-year-old Kamdyn Rose.



**JASON McGRATH**  
Asst. Equipment Mgr.



**CHRIS SCOPPETTO**  
Asst. Equipment Mgr.



**MIKE THIBAUT**  
Asst. Equipment Mgr.




**STEVE RUHME**  
Asst. Athletic Trainer



**JAIME RODRIGUEZ**  
Asst. Strength/  
Conditioning Coach



**JOHN SARDOS**  
Strength/Conditioning  
Coach, Albany



**SCOTT STANHIBEL**  
Athletic Trainer,  
Albany



**ANDREW SCHMIDT**  
Equipment Manager,  
Albany



**COREY WOOD**  
Asst. Equipment Mgr.,  
Albany



**MARIE CARNEVALE**  
Director of Hockey Administration



**CHRISTINE GARCIA**  
Executive Assistant to the  
Executive Vice President/General  
Manager & Hockey Operations



**KRISTIN FARINA**  
Director of Hockey Finance



**CALLIE A. SMITH**  
Scouting Staff Assistant



**AIMEE KIMBALL**  
Director, Player and Team  
Development



**SUNNY MEHTA**  
Director, Hockey Analytics



**SAI OKABAYASHI**  
Data Scientist,  
Hockey Analytics



**TARAN SINGLETON**  
Hockey Operations  
Video Coordinator



**MATTHEW DeMADO**  
Video Assistant



**MIKE REGAN**  
Video Coordinator,  
Albany

**PETE ALBIETZ — DIRECTOR, COMMUNICATIONS/TEAM SERVICES**

Entering 14th season with Devils' Communications Department; took over current post August 2016...Spent previous five seasons as Director, Communications/Team Services; has served in various roles throughout the department, including assistant director, manager and communications coordinator since joining organization in September 2002...Currently serves as primary media/travel contact for the team; has been involved in every aspect of the department including team operations, media relations, team services, broadcasting, scheduling, publications, editorial, charitable endeavors, social media, and web...Served as sales & marketing manager for Fan Guide, Inc.; coordinated editorial, advertising and marketing of publications and projects for NFL teams, 2001 MLB All-Star Game, NHL and major college conferences, November 2000 through summer

2002...Graduated cum laude from Seton Hall University with a bachelor of science in sports management/business administration in 2001; inducted as part of inaugural class of sport management honor society-Alpha Chi Lambda...During college, served internship with Major League Baseball's Public Relations Department, Office of the Commissioner, including the 1999 World Series...Born in Point Pleasant, NJ, grew up in Brick, NJ...36 years old...Married, wife's name is Jacquelyn...The couple has one son, four-year-old Peter James...They reside in West Orange, NJ.



**JAMES STOLFI**  
Manager, Communications  
& Team Operations



**ERIC MARIN**  
Director, Website Content





Prudential Center is among the National Hockey League's newest arenas, and at the time of its opening, was the first state-of-the-art, major sports and entertainment facility to open in the New Jersey/New York metropolitan area in more than 25 years.

Kansas City-based HOK Sport+Venue+Entertainment, a renowned leader in sports facility design and construction, served as the project architect. The exterior of the building was designed by Morris Adjmi Architects of New York City, and is based on the rich history of Newark – the nation's third-oldest major city. Newark's El Taller Colaborativo, among the largest and fastest-growing minority-owned architectural firms in the northeastern United States, also collaborated on the project.

In just eight years since opening its doors, Prudential Center has enjoyed a meteoric rise to the top of the sports and entertainment industry. "The Rock" is an industry leader, not only in New Jersey, but worldwide. It has also become one of the hottest music venues of its size in the United States to host Hispanic cultural shows.

Part of Newark's Downtown Core District Redevelopment Plan, Prudential Center is bound by Edison Place on the north, Lafayette Street on the south, Mulberry Street on the east, and off Broad Street on the west.

Prudential Center is located just two city blocks from Newark's Penn Station, and is among the most accessible sports venues in the country, serviced by New Jersey Transit's rail and bus lines, PATH, light rail and AMTRAK. In fact, nearly half of the arena's guests arrive by mass transit.

Prudential Center is a multi-purpose venue that holds 16,514 fans for hockey and 18,711 for basketball, serving as the home to Seton Hall University Men's Basketball. Versatile enough to hold any sized event with more loading docks and storage space than its competitors to load in back-to-back events, Prudential Center is capable of hosting concerts, mixed martial arts, boxing, skateboarding, family shows, circuses, conventions, corporate events, ice shows and more.

Over the last several years, Prudential Center has hosted the 2012 NHL Stanley Cup Finals and professional basketball games including the New Jersey Nets and the New York Liberty. Prudential Center also hosted the 2013 NHL Entry Draft, the 2011/2012 NBA Drafts, the 2011 NCAA Men's Basketball East Regionals, 2011-2013 Street League Skateboarding Championships, Rolling Stones, Taylor Swift, Bruce Springsteen, Andrea Bocelli, Bruno Mars, Foo Fighters, The Who, Justin Bieber, Pitbull, Cirque du Soleil, Michael Jackson-THE IMMORTAL World Tour, *X Factor* and *American Idol* auditions and McDonald's *Gospelfest*. The Rock has also hosted a speech by President Barack Obama and New Jersey Governor Chris Christie's Inauguration party.

The Devils' practice facility – Barnabas Health Hockey House – is located along Lafayette Street. Prudential Center is one of only two National Hockey League arenas to have a connecting practice rink. It also serves as the home to Brick City Boxing, in addition to youth, high school and adult hockey programs and *Hockey In Newark*.



Prudential Center features a four-level seating bowl, four sideline suites, and two exclusive club level lounges. There are 74 suites spanning two private concourses, along with two larger party suites.

On Suite Level One, the Bud Light Goal Bar overlooks the arena floor on the north end. It offers premium seating with the luxury one would find in their own home. The 350-seat restaurant on the south end overlooks both the main rink and AmeriHealth Pavilion. The restaurant offers an extensive wine collection unrivaled among North American arenas.

The focal point of the seating bowl is an eight-sided, multi-level, center-hung scoreboard featuring four primary high-definition 16:9 video screens. Two full-color LED rings, and eight additional rectangular screens complete the 65,000-pound, 30-foot tall by 32-foot wide scoreboard. A 940-foot display circles the lower arena bowl, while four additional horizontal displays line the upper level.

Some of Prudential Center's best features are its ultra-wide concourses which allow for ease of movement, and an array of superb food options (including the first gluten-free offerings in an arena). Carefully designed sightlines create spectacular views from every seat while giving visitors an intimate feel for the action.

The fan experience begins outside Prudential Center in Championship Plaza, a brick-paved, fan message-driven courtyard. Championship Plaza features a 22-foot tall, three-ton, metal "Ironman" hockey player statue and live entertainment with a block-party atmosphere during FanFest celebrations.

- 
- 2/09/04** The National Hockey League's New Jersey Devils send a letter of intent for the relocation of the team to Newark.
  - 2/02/05** Devils and Newark formally sign agreement on the team's new arena.
  - 10/03/05** Groundbreaking ceremony takes place near Lafayette Street at the arena site.
  - 1/08/07** Devils Arena Entertainment (DAE) announces a 20-year naming-rights partnership with Prudential Financial; team's new home will be known as "Prudential Center."
  - 5/17/07** Seton Hall University announces that Prudential Center will be the new home of the Pirates men's basketball team.
  - 10/25/07** Ribbon-cutting ceremony takes place at Prudential Center's Lafayette Street Tower. Later that evening, Bon Jovi performs, marking the facility's first event.
  - 10/27/07** The Devils play their first-ever game at Prudential Center vs. the Ottawa Senators. Brian Gionta scores the team's first goal in its new home.
  - 9/11/08** Devils' practice facility formally introduced as "AmeriHealth Pavilion at Prudential Center," during ribbon-cutting ceremony.
  - 10/03/09** Ribbon-cutting ceremony takes place at Championship Plaza, an outdoor area celebrating the team's rich history and tradition.
  - 3/25/11** Prudential Center hosts 2011 Division 1 NCAA men's basketball East Regional Finals.
  - 6/23/11** Prudential Center hosts the 2011 NBA Draft, marking the first time in over ten years that the event was held outside of New York.
  - 5/02/12** New Jersey's Bruce Springsteen and the E Street Band conclude the 20-show leg of their U.S. tour at Prudential Center.
  - 5/30/12** Prudential Center hosts game one of the 2012 Stanley Cup Finals between the Devils and Los Angeles Kings.
  - 9/24/12** Courtyard by Marriott at Prudential Center opens its doors along Broad Street. It is the first new hotel in downtown Newark in four decades.
  - 12/15/12** Prudential Center closes out the second of two sold-out Rolling Stones concerts, including a worldwide pay-per-view event.
  - 6/30/13** Prudential Center hosts the 2013 NHL Entry Draft.
  - 3/16/16** Practice rink renamed "Barnabas Health Hockey House."



**NEW JERSEY DEVILS**



***Cory Schneider leads your 2016-17  
New Jersey Devils onto the ice.***



---

# BEAU BENNETT

---

**HEIGHT:** 6-2 • **WEIGHT:** 195 LBS. • **SHOOTS:** RIGHT • **BORN:** 11/27/1991, GARDENA, CA  
**DRAFTED:** PITTSBURGH'S 1ST CHOICE, 20TH OVERALL, IN 2010 ENTRY DRAFT


## LAST SEASON

Member of the Penguins 2016 Stanley Cup Championship squad; brought the Stanley Cup to California during his day with the Cup...Was first California-born player to win the Cup... Played in Game 5 of the Stanley Cup Final vs. SJ, for his lone action of the playoffs...Skated in his 100th career NHL game Oct. 28 at Wsh. and scored a goal...Had assists in back-to-back games Dec. 1-5 (2a); also had points in back-to-back contests Nov. 17-19 (1g-1a)... Posted first career two-goal game Dec. 9 at Col...Missed 5 games Oct. 14-25...Sustained upper-body injury in first period, Dec. 14 vs. Wsh. and missed 17 games, Dec. 16-Jan. 21... Returned for contest on Jan. 23 vs. Van. but re-aggravated the injury, subsequently missing 25 games, Jan. 26 through Mar. 20...Missed the final two games of the regular-season with an undisclosed injury.

## CAREER

**2014-15:** Played in 49 games with Pittsburgh including last 30 straight at the end of the regular season...Missed two games Feb. 4-6, one game Jan. 30 and 16 games Nov. 26 through Dec. 29 with a lower-body injury...Potted five assists in two games during a stint in Wilkes-Barre (AHL); was assigned on a conditioning stint Nov. 3/recalled Nov. 11...Missed first 14 games of the regular season with a lower-body injury sustained during training camp practice...**2013-14:** Suffered a broken wrist Nov. 22 vs. NYI, missed 50 games...Returned to the lineup/scored GWG Mar. 28 vs. CBJ...Had points in back-to-back games following return Mar. 28-30 (1g-1a)...Missed 11 games Oct. 15-Nov. 6 with lower body injury suffered Oct. 12 at TB...Played in 12 of Pittsburgh's 13 Stanley Cup Playoff Games, did not play in Game 7 loss of the Eastern Conference Second Round vs. NYR...Notched 1g-1a-2pts in Game 1 of the Eastern Conference First Round vs. CBJ and 2a in Game 3 at CBJ; netted 1g-4a overall in the post-season...Had one assist in three games for Wilkes-Barre...**2012-13:** Called up to Pittsburgh Feb. 13, made NHL debut the next night at Wpg...Scored first career goal (PP) Feb. 24 vs. TB (M. Garon)...Played in six playoff games as Penguins advanced to the ECF... Scored the game-winning goal (PP) in his playoff debut May 1 vs. NYI (E. Nabokov)...Named to participate in the AHL All-Star Game...Won Wilkes-Barre/Scranton's Rookie of the Year Award...**OTHER:** In August of 2013 attended the U.S. Men's National Team Camp to try out

for the 2014 Winter Olympics in Sochi, Russia; did not make the squad...Selected 20th overall in the 2010 NHL Draft in Los Angeles, was highest-drafted California-born player in NHL history...Played two seasons at U. of Denver (WCHA) and was named to the conference's All-Academic Team his sophomore year...Played the 2009-10 season with Penticton (BCHL), where he tied (M. Zengerle) for the league lead in scoring with 120 points; was named rookie of the year and also played in the league's All-Star Game... Played bantam/midget hockey with the L.A. Junior Kings program.



### HIGHLIGHTS

1st NHL GP: 2/15/13, Pit. 3 @ Wpg. 1 • 1st NHL Goal: 2/24/13, TB 3 @ Pit. 5 vs. M. Garon • 1st NHL Assist: 2/26/13, Pit. 4 @ Fla. 6 • Most Goals in Game: 2; 12/9/15, Pit. 4 @ Col. 2 • Most Assists in Game: 2; 3 times, last time 12/31/14, Car. 1 @ Pit. 2 • Most Pts. in Game: 3; 11/18/14, Pit. 4 @ Mtl. 0 (1g-2a) • Most PIM in Game: 4; 4/5/15, Pit. 1 @ Phi. 4 [2 min.] • Most Shots in Game: 9; 2/15/15, Pit. 1 @ Chi. 2 (SO) • GP Streak: 29; 2/11-4/11/15 • Goal-Scoring Streak: 1; 16 times, last time 4/3/16 (1g) • Assist-Scoring Streak: 3; 4/13-20/13 (4a) • Point-Scoring Streak: 3; 4/13-20/13 (0g-4a-4pts) • Penalties: 16 min. • Multiple-Pt. Games: 3 2-pt. games, 1 3-pt. game • Shootouts: 0-4 (0.0%).

### PERSONAL

Named after former MLB/NFL star Bo Jackson...Grandmother is from Winnipeg and she helped foster his interest in hockey...Began playing roller hockey at the age of 3 when Wayne Gretzky got traded to the Kings, didn't play on ice until 15...Had to play an instrument in order to play hockey; so he played piano from the age of 8 through 13...Big fan of Drake...Trains at the Athletes' Performance Center in Carson, CA during the off-season which houses the LA Galaxy of Major League Soccer and Knicks point guard Derrick Rose...Enjoys his hometown In-N-Out burgers...Brother Wade was a defenseman who also played briefly at U. of Denver.

VS.	GP	G	A	PTS	PIM	GP	G	A	PTS	PIM	GP	G	A	PTS	PIM	
ANA	3	0	0	0	0	DET	4	0	0	0	OTT	4	1	2	3	0
ARI	3	0	0	0	4	EDM	3	0	0	0	PHI	9	2	2	4	4
BOS	6	1	2	3	0	FLA	5	0	4	4	PIT	-	-	-	-	-
BUF	6	0	1	1	0	LA	3	0	1	1	SJ	4	0	1	1	2
CGY	1	0	0	0	0	MIN	3	1	0	1	STL	4	0	0	0	0
CAR	6	1	3	4	2	MTL	8	2	5	7	TB	4	1	1	2	2
CHI	3	0	2	2	0	NSH	3	0	0	0	TOR	4	0	2	2	2
COL	4	2	1	3	2	NJ	6	0	1	1	VAN	2	0	0	0	0
CBJ	6	1	0	1	2	NYI	8	0	0	0	WSH	7	2	1	3	4
DAL	2	0	0	0	2	NYR	5	1	0	1	WPG	3	1	0	1	0

YEAR	TEAM	LEAGUE	REGULAR SEASON											PLAYOFFS					
			GP	G	A	PTS	+/-	PIM	PP	SH	GW	GT	S	GP	G	A	PTS	PIM	
2007-08	Los Angeles Jr.	T1EHL	-	-	-	-	-	-	-	-	-	-	-	-	-	-	-	-	-
2008-09	Los Angeles Jr.	T1EHL	46	25	33	58	-	10	-	-	-	-	-	-	-	-	-	-	-
2009-10	Penticton	BCHL	56	41	79	*120	-	20	-	-	-	-	15	5	9	14	6	-	
2010-11	U. of Denver	WCHA	37	9	16	25	-	18	-	-	-	-	-	-	-	-	-	-	
2011-12	U. of Denver	WCHA	10	4	9	13	-	25	-	-	-	-	-	-	-	-	-	-	
2012-13	Wilkes-Barre/Scranton	AHL	39	7	21	28	-	18	-	-	-	-	-	-	-	-	-	-	
2013-14	Pittsburgh	NHL	26	3	11	14	7	6	1	0	2	30	6	1	0	1	0	0	
	Pittsburgh	NHL	21	3	4	7	2	0	0	0	1	27	12	1	4	5	8	-	
2014-15	Wilkes-Barre/Scranton	AHL	3	0	1	1	-	0	-	-	-	-	-	-	-	-	-	-	
	Pittsburgh	NHL	49	4	8	12	1	16	0	0	1	81	2	0	0	0	0	-	
2015-16	Wilkes-Barre/Scranton	AHL	2	0	5	5	-	0	-	-	-	-	-	-	-	-	-	-	
	Pittsburgh	NHL	33	6	6	12	1	10	1	0	0	52	1	0	0	0	0	-	
<b>NHL TOTALS</b>			<b>129</b>	<b>16</b>	<b>29</b>	<b>45</b>	<b>3</b>	<b>32</b>	<b>2</b>	<b>0</b>	<b>4</b>	<b>190</b>	<b>21</b>	<b>2</b>	<b>4</b>	<b>6</b>	<b>8</b>	<b>-</b>	

BCHL (Interior) Rookie of the Year (2010) • WCHA All-Academic Team (2012)

\*Led League

Traded to DEVILS by Pittsburgh for New Jersey's third-round choice (Connor Hall) in 2016 Entry Draft, June 25, 2016.





---

# JOSEPH BLANDISI

---

**HEIGHT:** 6-0 • **WEIGHT:** 200 LBS. • **SHOOTS:** LEFT • **BORN:** 07/18/1994, MARKHAM, ONT.  
**DRAFTED:** COLORADO'S 4TH CHOICE (6TH ROUND), 162ND OVERALL, IN 2012 NHL DRAFT

## LAST SEASON


Finished rookie season with 5g-12a-17pts in 41 games played...Missed games Apr. 5 & 9 (lower body)...Registered 4th multi-pt. game with 2a Mar. 17 vs. Minnesota...Assisted on OT goal Mar. 12 at Los Angeles...Recorded 2a Feb. 23 vs. NY Rangers...Scored a PPG in back-to-back games Feb. 13-14; netted first NHL GWG on Feb. 14 vs. Los Angeles...Posted points in three straight games Feb. 2-6 (2g-2a-4pts); posted 1g-1a-2pts Feb. 6 vs. Washington...Had points in back-to-back games Jan. 21-23 (1g-3a-4pts)...Recorded 1g-2a-3pts, including first NHL goal, Jan. 21 vs. Ottawa; became first Devils' rookie with 3pts in a period since B. Morrison (1g-2a, 1st period, Dec. 28, 1998 at Buffalo)...Posted first NHL point with 1a Jan. 12 at St. Louis...Made NHL debut Dec. 11 vs. Detroit...Totaled 9g-14a-23pts & 49 PIM in 27 games with Albany...Made AHL debut Oct. 10 at Binghamton...Was 0/1 in the shootout this season.

## CAREER

**OTHER:** Named 2015 OHL's Overage Player of the Year; led league with 52g/was 4th with 112pts in 68 games with Barrie...Also led OHL with 10 SHG, was 11th with 60a and 10th with 126 PIM.

## HIGHLIGHTS

1st NHL GP: 12/11/15, Det. 2 @ NJ 3 (OT) • 1st NHL Goal: 1/21/16, Ott. 3 @ NJ 6 vs. C. Anderson • 1st NHL Assist: 1/12/16, NJ 2 @ StL. 5 • Most Goals in Game: 1; 5 times, last time 2/14/16, LA 0 @ NJ 1 • Most Assists



in Game: 2; 3 times, last time, 3/17/16, Min. 4 @ NJ 7 • Most Pts. in Game: 3; 1/21/16, Ott. 3 @ NJ 6 (1g-2a) • Most PIM in Game: 6; 4/7/16, TB 4 @ NJ 2 (3 min.) • Most Shots in Game: 3; 5 times, last time 3/19/16, NJ 3 @ CBJ 6 • GP Streak: 37; 1/10-4/2/16 • Goal-Scoring Streak: 2; 2/13-14/16 (2g) • Assist-Scoring Streak: 2; 2 times, last time 2/4-6/16 (2a) • Point-Scoring Streak: 3; 2/2-6/16 (2g-2a-4pts) • Penalties: 17 min. • Multiple-Pt. Games: 3 2-pt. games, 1 3-pt. game • Shootouts: 0-1 (0.0%).

**PERSONAL**

At the age 19, contracted a coxsackie viral infection which kept him off the ice during the junior season due to being tired and dizzy; he is now completely recovered from it...Grew up in suburban Toronto where his father was a car salesman and his mother works for a health and wellness company...Had 100 family and friends at Air Canada Centre for his first game there, Feb. 3, 2016...Big fan of the Toronto Blue Jays...This summer, played in the *Hockey Players for Kids* Charity Golf Tournament with Albany teammate Rod Pelley and former NHLers Rick Vaive and Dennis Maruk; organization harnesses the leadership of pro hockey players to create events for children throughout North America.

VS.	GP	G	A	PTS	PIM	DET	GP	G	A	PTS	PIM	OTT	GP	G	A	PTS	PIM	
ANA	1	0	0	0	0	EDM	1	0	0	0	0	PHI	1	1	2	3	2	
ARI	1	0	1	1	2	FLA	1	0	0	0	0	PIT	3	0	0	0	2	
BOS	1	0	0	0	0	LA	2	1	1	2	0	SJ	1	0	0	0	0	
BUF	1	0	0	0	0	MIN	2	0	2	2	2	STL	1	0	1	1	0	
CGY	1	0	0	0	0	MTL	0	0	0	0	0	TB	3	0	0	0	10	
CAR	2	0	0	0	2	NSH	1	0	0	0	0	TOR	1	0	1	1	0	
CHI	0	0	0	0	0	NJ	-	-	-	-	-	VAN	0	0	0	0	0	
COL	1	0	0	0	0	NYI	2	0	0	0	2	WSH	3	1	1	2	2	
CBJ	3	0	0	0	2	NYR	3	1	2	3	4	WPG	1	0	1	1	0	
DAL	1	0	0	0	0													

YEAR	TEAM	LEAGUE	REGULAR SEASON											PLAYOFFS					
			GP	G	A	PTS	+/-	PIM	PP	SH	GW	GT	S	GP	G	A	PTS	PIM	
2009-10	Toronto	GTMMHL	-	-	-	-	-	-	-	-	-	-	-	-	-	-	-	-	-
2010-11	Vaughan	GTHL	41	51	41	92	-	-	-	-	-	-	-	-	-	-	-	-	
	Vaughan	OJHL	7	2	0	2	-	14	-	-	-	-	-	-	-	-	-	-	
2011-12	Owen Sound	OHL	68	17	14	31	-	72	-	-	-	-	5	0	1	1	8	-	
2012-13	Owen Sound	OHL	37	7	18	25	-	49	-	-	-	-	-	-	-	-	-	-	
	Ottawa	OHL	26	8	18	26	-	68	-	-	-	-	-	-	-	-	-	-	
2013-14	Ottawa	OHL	37	21	16	37	-	57	-	-	-	-	-	-	-	-	-	-	
	Barrie	OHL	10	3	10	13	-	16	-	-	-	-	-	-	-	-	-	-	
2014-15	Barrie	OHL	68	*52	60	112	-	126	-	-	-	-	9	6	8	14	22		
2015-16	Albany	AHL	27	9	14	23	-	49	-	-	-	-	11	2	1	3	14		
	DEVILS	NHL	41	5	12	17	14-	34	4	0	1	-	43	-	-	-	-		
	<b>DEVILS TOTALS</b>		<b>41</b>	<b>5</b>	<b>12</b>	<b>17</b>	<b>14-</b>	<b>34</b>	<b>4</b>	<b>0</b>	<b>1</b>	<b>-</b>	<b>43</b>	<b>-</b>	<b>-</b>	<b>-</b>	<b>-</b>		
	<b>NHL TOTALS</b>		<b>41</b>	<b>5</b>	<b>12</b>	<b>17</b>	<b>14-</b>	<b>34</b>	<b>4</b>	<b>0</b>	<b>1</b>	<b>-</b>	<b>43</b>	<b>-</b>	<b>-</b>	<b>-</b>	<b>-</b>		

Won Leo Lalonde Memorial Trophy (OHL Overage Player of the Year) [2015] • OHL Third All-Star Team [2015]

\*Led League

Signed as a free agent by DEVILS, January 14, 2015





---

# REID BOUCHER

---

**HEIGHT:** 5-10 • **WEIGHT:** 195 LBS. • **SHOOTS:** LEFT • **BORN:** 09/08/1993, LANSING, MI  
**DRAFTED:** NEW JERSEY'S 3RD CHOICE (4TH ROUND), 99TH OVERALL, IN 2011 ENTRY DRAFT

---

## LAST SEASON

Established new career-highs with 8g-11a-19pts and 39 games played this season...Had points in a career-high four straight games Mar. 17-24 (2g-3a-5pts); recorded 2a Mar. 24 at Pittsburgh...Also had points in back-to-back games Mar. 6-10 (2a)...Registered a career-high 1g-2a-3pts Feb. 20 at Washington...Posted 1g-1a-2pts, including 4th GWG, Mar. 29 vs. Boston... Had points in back-to-back games Jan. 16-19 (2g-1a-3pts); recorded 1g-1a-2pts (GWG) Jan. 19 vs. Calgary for first NHL multi-pt. game...Scored first GWG of NHL career Jan. 16 at Arizona... Appeared in two games for Albany during NHL All-Star break; scored OTG Jan. 27 vs. Hershey & 2g Jan. 29 vs. Utica...Had 19g-13a-32pts and a +12 mark in 34 AHL games overall...Posted two four-game AHL point streaks, most recently Dec. 30-Jan. 8 (3g-3a-6pts)...Was 1/2 in the shootout this season...Signed one-year, two-way contract worth \$715,000 at the NHL level, Aug. 10.

## CAREER

**2014-15:** Saw action with both AHL (62 games) and NHL Devils (11) for second straight year...Assigned to Albany Oct. 4 after attending fourth NHL training camp; finished fourth on A-Devils with 15 goals and fifth with 30 points overall...Completed campaign ranked second on squad (P. Thompson, 237) with 172 shots; was tied for third (J. Whitney) with eight power play goals...Totals included career-long seven-game point-scoring streak Dec. 11-30 (6g-2a-8pts)... Six multiple-point efforts included season-high three assists/points Jan. 3 at Bridgeport... Appeared in 11 NHL games over three stints with New Jersey; notched lone goal Apr. 3 vs. Montreal...**2013-14:** Appeared in 79 games overall during first full professional season, including 56 games with Albany and 23 with New Jersey...Finished tied for second on A-Devils (J. Whitney)/first among the club's rookies/tied for 11th (A. Lee, Bri. & B. Ritchie, Tex.) among first-year AHLers with 22 goals...Registered season-high five-game point-scoring stretch Nov. 20-30 (5g-2a-7pts); seven multiple-point efforts included lone two-goal contest Apr. 13 vs. Syracuse...Played in 23 straight NHL contests Dec. 4-Jan. 21 during lone New Jersey stint...Scored first NHL goal Dec. 18 vs. Ottawa after posting first assist in NHL debut Dec. 4 vs. Montreal...Added 1g in four Calder Cup Playoff contests...**OTHER:** Signed entry-level contract Mar. 13, 2013 after spending the previous two seasons with Sarnia (OHL)...Two-season totals included 90g-55a-145pts and 72 penalty minutes in 135 games...Named to 2013 OHL First All-Star Team after leading league with 62g; was first with 21 power play goals, tied





for second with nine game-winning scores and fifth with 95 points...Goal-total was 12 more than the second-place finisher; scored twice Mar. 2, 2013 to surpass S. Stamkos' club record of 58...Played in 11 games with Albany upon completion of junior career; signed to amateur tryout agreement Mar. 29, 2013...Scored first pro/AHL goal Mar. 30, 2013 vs. Portland...Made pro/AHL debut/appeared in 1 game Apr. 15, 2012 vs. Syracuse after signing ATO Apr. 11, 2012...An American, took Canadian junior route to pro career instead of attending Michigan State (CCHA)...Spent two seasons with the United States Development Program, where he registered 43g-27a-70pts and 171 PIM in 101 games played...Won Gold Medals at 2010 U17 World Hockey Challenge and 2011 U18 World Junior Championships.

**HIGHLIGHTS**

1st NHL GP: 12/4/13, Mtl. 4 @ NJ 3 (SO) • 1st NHL Goal: 12/18/13, Ott. 2 @ NJ 5 vs. R. Lehner • 1st NHL Assist: 12/4/13, Mtl. 4 @ NJ 3 (SO) • Most Goals in Game: 1; 11 times, last time 3/29/16, Bos. 1 @ NJ 2 • Most Assists in Game: 2; 2 times, last time 3/24/16, NJ 3 @ Pit. 0 • Most Pts. in Game: 3; 2/20/16, NJ 3 @ Wsh. 4 [1g-2a] • Most PIM in Game: 2; 5 times, last time 4/5/16, Buf. 3 @ NJ 1 (min.) • Most Shots in Game: 5; 3 times, last time 4/2/16, NJ 1 @ TB 3 • GP Streak: 36; 1/16-4/9/16 • Goal-Scoring Streak: 2; 1/16-19/16 (2g) • Assist-Scoring Streak: 2; 3/6-10/19 (2a) • Point-Scoring Streak: 4; 3/17-24/16 (2g-3a-5pts) • Penalties: 5 min. • Multiple-Pt. Games: 4 2-pt. games, 1 3-pt. game • Shootouts: 2-5 (40.0%).

**PERSONAL**

Reid's parents and extended family gathered at a bar in his hometown of Lansing, MI to watch his first NHL game, Dec. 4, 2013 vs. the Montreal Canadiens, which is also his favorite hockey memory...Started playing hockey at the age of four; rooted for Brett Hull and the Detroit Red Wings growing up...Enjoys golf in the off-season...Favorite band is Matchbox 20 and favorite food is steak...Favorite movie is *Dumb and Dumber* and TV show is *Impractical Jokers*.

VS.	GP	G	A	PTS	PIM	GP	G	A	PTS	PIM	GP	G	A	PTS	PIM		
ANA	2	0	0	0	0	DET	1	0	0	0	OTT	2	1	0	1	0	
ARI	2	1	0	1	0	EDM	1	1	1	2	0	PHI	3	0	1	1	2
BOS	1	1	1	2	0	FLA	3	0	0	0	0	PIT	6	0	3	3	0
BUF	2	0	0	0	2	LA	3	0	0	0	0	SJ	2	0	1	1	0
CGY	1	1	1	2	0	MIN	1	1	0	1	0	STL	1	0	1	1	0
CAR	3	0	0	0	0	MTL	3	1	1	2	0	TB	4	0	0	0	0
CHI	3	0	1	1	0	NSH	1	0	0	0	0	TOR	2	0	0	0	2
COL	1	1	0	1	0	NJ	-	-	-	-	-	VAN	0	0	0	0	0
CBJ	6	2	2	4	0	NYI	2	0	1	1	0	WSH	5	1	2	3	0
DAL	2	0	0	0	2	NYR	7	0	0	0	0	WPG	3	0	0	0	2

YEAR	TEAM	LEAGUE	REGULAR SEASON											PLAYOFFS						
			GP	G	A	PTS	+/-	PIM	PP	SH	GW	GT	S	GP	G	A	PTS	PIM		
2008-09	Lansing	Midget	64	79	41	120	-	119	-	-	-	-	-	-	-	-	-	-	-	
2009-10	United States	USHL	24	10	4	14	-	22	-	-	-	-	-	-	-	-	-	-	-	
	United States	USDP-17	17	7	9	16	-	16	-	-	-	-	-	-	-	-	-	-	-	
	United States	USDP-18	1	0	0	0	-	0	-	-	-	-	-	-	-	-	-	-	-	
2010-11	United States	USHL	24	14	6	20	-	13	-	-	-	-	-	-	-	-	-	-	-	
	United States	USDP-18	35	12	8	20	-	120	-	-	-	-	-	-	-	-	-	-	-	
2011-12	Sarnia	OHL	67	28	22	50	-	19	-	-	-	-	6	2	1	3	4	-	-	
	Albany	AHL	1	0	0	0	-	0	-	-	-	-	-	-	-	-	-	-	-	
2012-13	Sarnia	OHL	68	*62	33	95	-	53	-	-	-	-	4	2	3	5	4	-	-	
	Albany	AHL	11	3	2	5	-	6	-	-	-	-	-	-	-	-	-	-	-	
2013-14	Albany	AHL	56	22	16	38	-	10	-	-	-	4	1	0	1	0	-	-	-	
	DEVILS	NHL	23	2	5	7	2	4	0	0	0	27	-	-	-	-	-	-	-	
2014-15	Albany	AHL	62	15	15	30	-	36	-	-	-	-	-	-	-	-	-	-	-	
	DEVILS	NHL	11	1	0	1	4	-	0	0	0	0	20	-	-	-	-	-	-	
2015-16	Albany	AHL	34	19	13	32	-	4	-	-	-	-	11	4	6	10	4	-	-	
	DEVILS	NHL	39	8	11	19	13	-	6	2	0	4	74	-	-	-	-	-	-	
<b>DEVILS TOTALS</b>			73	11	16	27	15	-	10	2	0	4	121	-	-	-	-	-	-	-
<b>NHL TOTALS</b>			73	11	16	27	15	-	10	2	0	4	121	-	-	-	-	-	-	-

OHL First All-Star Team (2013)  
\*Led League





# MICHAEL CAMMALLERI


**HEIGHT:** 5-9 • **WEIGHT:** 185 LBS. • **SHOOTS:** LEFT • **BORN:** 06/08/1982, TORONTO, ONT.  
**DRAFTED:** LOS ANGELES' 3RD CHOICE (2ND ROUND), 49TH OVERALL, IN 2001 ENTRY DRAFT

## LAST SEASON

Scored 14g-24a-38pts in second season with New Jersey...Served as alternate captain...Placed on I.R. Feb. 1, retroactive to Jan. 26 (right hand); missed 32 games Feb. 2-Apr. 9...Scored 2g (GWG) Dec. 30 at Ottawa...Also missed eight games Jan. 2-16 (right hand)...Recorded 2a Jan. 23 at Winnipeg for 11th multi-pt. game...Appeared in 100th game with NJ Dec. 17 vs. Florida...Named NHL's *Third Star of the Week* for the period ending Dec. 6; recorded 4g-3a-7pts in four games...Posted 300th NHL assist Dec. 6 vs. Florida; scored 100th career PPG Dec. 4 vs. Philadelphia...Posted five 3pt. games, most recently 2g-1a Dec. 3 at Carolina...Posted 1g-1a-2pts four times, most recently Dec. 6 vs. Florida...Registered points in season-high four straight games Oct. 18-24 (2g-6a-8pts)...Had points in three straight games twice: Dec. 3-6 (4g-3a-7pts) & Nov. 22-27 (1g-4a-5pts)...Recorded 7th career game-deciding goal Oct. 31 vs. NY Islanders; was club's lone GDG this season...Was 2/6 in the shootout this season.

## CAREER

**2014-15:** Completed campaign first on squad with 27g, eight GWG, nine PPG and 156 shots on goal...Reached 25-goal mark for sixth time in 12 NHL seasons; GWG total was tied for third most in NHL (4 others)...Goal-total was the most ever by a Devils' free-agent acquisition during their first season with team and was third-highest mark of his NHL career...Recorded 11 multiple-point games, including five 2g games...Became just sixth player to score 2g in his first game as a Devil/first since M. Rupp (Jan. 13, '03)...Had points in team season-high seven straight games Feb. 20-Mar. 3 (6g-3a-9pts)...Became third player in team history with points in first five games with squad (Oct. 9-18, 5g-2a-7pts); joined N. Broten (7 games, 3g-6a-9pts, Mar. 2-14, '95) and B. Holik (5, 5g-2a-7pts, Oct. 6-14, '92)...Was second player to score goals in first 3 games (D. Gilmour, 4 games, 4g, Feb. 26-Mar. 4, '97)...Scored first two shorthanded goals of NHL career: Mar. 31 at Columbus and Feb. 20 (ENG)...Appeared in his 700th career NHL game Jan. 8 at Boston...Was 1/4 (25.0%) in the shootout...Missed 2 games Mar. 20-21 (ill), four contests Dec. 15-20 (lower body), two matches Dec. 8-9 (muscle/posterior) and 6 games Oct. 28-Nov. 7 (jaw)...**2013-14:** Appeared in 63 games during third/final season of second stint with Calgary...Third on team with 26g-19a-45pts overall; goal-total was first on team and his most since 2009-10 (26), assists matched previous season's mark, while points were most since 2010-11 (47)...First on squad with career-high eight game-winning tallies (since tied); notched 5 GWG over a 13-game stretch Mar. 12-Apr. 4...Posted 13g-11a-24pts in his final 20 games of season Mar. 3-Apr. 13; point-total during that span was tied (S. Crosby, Pit. & T. Hall, Edm.) for fourth in league...Stats showed 12 multiple-point games, including three season-high three-point outings: 2g-1a Mar. 21 vs. Nashville and Oct. 26 vs. Washington, and 1g-2a Mar. 22 at Edmonton...Two-point efforts included two goals Mar. 14 at Dallas and Nov. 8 at Colorado...Recorded season-high seven-game point-scoring streak Mar. 10-22 (8g-5a-13pts)...Reached 500pt mark in NHL career with goal Apr. 4 at Florida...Made season debut Oct. 21 at Los Angeles after missing 7 games with upper body injury suffered Sept. 30; also missed 9 games Jan. 13-30 with concussion...Served Flames as alternate captain...**2012-13:** Saw action in 44 of 48 games during lockout-shortened season; missed three early-season matches Feb. 7-11 with lower body injury...Finished second on Flames (C. Glencross, 15) with 13g, second (L. Stempniak, 23) with 19 assists and tied for first (Stempniak) with 32 points...Notched 4pts, including fifth career hat trick/200th career NHL goal, Feb. 13 vs. Dallas...Matched career high with 3a Feb. 5 at Detroit; scored 2g Mar. 27 vs. Colorado and Mar. 3 vs. Vancouver...Had points in four straight games Feb. 24-Mar. 3 (4g-1a-5pts)...Played in his 600th career NHL contest Apr. 13 at Edmonton...**2011-12:** Split campaign between Montreal (38 games) and Calgary (28); traded for second time in NHL career...Returned to Flames' lineup Jan. 14 vs. Los Angeles for first game with club since 2008-09...Posted his 400th career NHL point with assist Dec. 13 vs. NY Islanders; reached the 500 games-played mark in NHL career Oct. 22 vs. Toronto...Notched season-high 4-game point



streak Feb. 11-18 (3g-1a-4pts)...Five multiple-point games included season-high 1g-2a-3pts Mar. 26 vs. Dallas and 2g Apr. 5 vs. Vancouver... Scored NHL's first goal at Winnipeg's MTS Centre on Oct. 9...**2010-11**: Completed campaign ranked second (T. Plekanec, 57) on Montreal with 47pts...Sixty-seven games played/28a were his most in three seasons with Montreal; missed 12 contests Jan. 21-Feb. 17 with upper body injury suffered Jan. 18 at Buffalo...Reached 200-assist mark in NHL career Mar. 8 vs. Boston...Recorded season-high 7-game point-scoring streak Dec. 4-19 (5g-3a-8pts); posted 11 2pt games...Recorded first career penalty shot score Dec. 16 vs. Boston's T. Thomas...Made season debut/notched 2g Oct. 9 at Pittsburgh...Missed 2 games Jan. 11-12 with virus...Matched post-season career-high with 1g-2a-3pts Apr. 21 vs. Boston...**2009-10**: Recorded 26g-24a-50pts and career-high plus-seven mark in 65 appearances during first season with Montreal; scored 18 of his 26g on home ice...Finished second on Habs (B. Gionta, 28) with 26g; was third with 50pts...Goal-total included two hat tricks: 3g Dec. 4 vs. Boston and 3g-1a-4pts Oct. 24 vs. NY Rangers...Also had 2g-2a-4pts Jan. 23 vs. NY Rangers and 2g Nov. 21 vs. Detroit...Totals included season-high 6-game point-scoring stretch Dec. 21-31 (2g-5a-7pts), as well as two 5-game streaks: Jan. 17-26 (5g-3a-8pts) and Oct. 17-26 (5g-3a-8pts)...Named NHL *Second Star of the Week* Oct. 19-25; posted 4g-2a-6pts...Scored 20,000th goal in Canadiens' history (NHA & NHL) Dec. 28 at Ottawa...Saw action in his 400th career NHL contest Dec. 17 vs. Minnesota; recorded his 300th point with goal Oct. 30 at Chicago... Missed 17 games Feb. 2-Mar. 22 with knee injury...Recorded 13g-6a-19pts en-route to Eastern Conference Finals...Led NHL with 13g; was tied for fifth with four power play goals (4 others) and tied for third with 3 GWG...Set post-season career highs with 3a Apr. 17 at Washington, as well as 6-game point streak Apr. 15-26 (5g-5a-10pts)...**2008-09**: Matched career high with 81 games played (2006-07); established career highs with 39g/82pts...Led club in goals; was second with 43a/82pts (J. Iginla, 54a/89pts) during lone season of first stint in Calgary...Also led club/tied for second in NHL (A. Ovechkin, Wsh.) with career-high 19 PPG; was first on squad with 6 GW tallies...Appeared in his 300th career NHL game Nov. 13 at San Jose...Recorded career-high 2g-3a-5pts Dec. 31 vs. Edmonton...Posted two hat tricks: Jan. 28 vs. Buffalo and Nov. 27 at Vancouver, including 100th career goal...Three-point efforts included 2g-1a in season finale Apr. 11 vs.

VS.	GP	G	A	PTS	PIM	GP	G	A	PTS	PIM	GP	G	A	PTS	PIM		
ANA	43	16	18	34	22	DET	28	11	16	27	14	OTT	24	10	12	22	2
ARI	48	19	22	41	26	EDM	36	12	14	26	16	PHI	20	7	5	12	6
BOS	20	7	10	17	7	FLA	20	8	7	15	8	PIT	20	6	6	12	4
BUF	20	8	7	15	12	LA	20	10	6	16	10	SJ	42	13	15	28	16
CGY	18	8	6	14	14	MIN	31	8	10	18	12	STL	32	13	10	23	21
CAR	20	7	8	15	6	MTL	12	3	3	6	2	TB	15	4	6	10	10
CHI	29	9	8	17	16	NSH	29	12	9	21	14	TOR	21	5	6	11	14
COL	33	14	15	29	22	NJ	13	2	7	9	6	VAN	37	17	15	32	16
CBJ	28	11	11	22	22	NYI	18	3	7	10	10	WSH	16	7	8	15	8
DAL	49	16	16	32	32	NYR	18	7	11	18	10	WPG	19	4	11	15	8

YEAR	TEAM	LEAGUE	REGULAR SEASON										PLAYOFFS						
			GP	G	A	PTS	+/-	PIM	PP	SH	GW	GT	S	GP	G	A	PTS	PIM	
1996-97	Toronto	OTHL	-	-	-	-	-	-	-	-	-	-	-	-	-	-	-	-	-
1997-98	Bramalea	OPJHL	44	36	52	88	-	30	-	-	-	-	-	-	-	-	-	-	-
1998-99	Bramalea	OPJHL	41	31	72	103	-	51	-	-	-	-	-	-	-	-	-	-	-
1999-00	Michigan	CCHA	39	13	13	26	-	32	-	-	-	-	-	-	-	-	-	-	-
2000-01	Michigan	CCHA	42	*29	32	61	-	24	-	-	-	-	-	-	-	-	-	-	-
2001-02	Canada	WJC-A	7	4	2	6	-	2	-	-	-	-	-	-	-	-	-	-	-
	Michigan	CCHA	29	23	21	44	-	28	-	-	-	-	-	-	-	-	-	-	-
2002-03	Canada	WJC-A	7	*7	4	*11	-	10	-	-	-	-	-	-	-	-	-	-	-
	Los Angeles	NHL	28	5	3	8	-4	-22	2	0	2	0	40	-	-	-	-	-	-
2003-04	Manchester	AHL	13	5	15	20	-	12	-	-	-	-	-	-	-	-	-	-	-
	Los Angeles	NHL	31	9	6	15	1	20	2	0	2	0	53	-	-	-	-	-	-
2004-05	Manchester	AHL	41	20	19	39	-	28	-	-	-	-	1	0	1	1	0	-	-
	Los Angeles	NHL	80	26	29	55	14	-50	15	0	4	-	206	-	6	1	5	6	0
2005-06	Canada	WC-A	8	1	4	5	-	4	-	-	-	-	-	-	-	-	-	-	-
	Los Angeles	NHL	81	34	46	80	5	48	16	0	5	-	299	-	-	-	-	-	-
2006-07	Canada	WC-A	9	4	3	7	-	7	-	-	-	-	-	-	-	-	-	-	-
	Los Angeles	NHL	63	19	4	28	47	16	-30	10	0	1	-	210	-	-	-	-	-
2008-09	Calgary	NHL	81	39	43	82	2	-44	19	0	6	-	255	6	1	2	3	2	
2009-10	Montreal	NHL	65	26	24	50	7	16	4	0	4	-	218	19	*13	6	19	6	
2010-11	Montreal	NHL	67	19	28	47	2	33	7	0	2	-	193	7	3	7	10	0	
2011-12	Montreal	NHL	38	9	13	22	6	-10	1	0	2	-	111	-	-	-	-	-	
2012-13	Calgary	NHL	28	11	8	19	4	-16	2	0	2	-	64	-	-	-	-	-	-
	Calgary	NHL	44	13	19	32	-15	-25	5	0	3	-	102	-	-	-	-	-	-
2013-14	Calgary	NHL	63	26	19	45	13	-26	6	0	8	-	191	-	-	-	-	-	-
2014-15	DEVILS	NHL	68	27	15	42	2	-28	9	2	8	-	156	-	-	-	-	-	-
2015-16	DEVILS	NHL	42	14	24	38	15	-18	3	0	1	-	101	-	-	-	-	-	-
<b>DEVILS TOTALS</b>			<b>110</b>	<b>41</b>	<b>39</b>	<b>80</b>	<b>17</b>	<b>-46</b>	<b>12</b>	<b>2</b>	<b>9</b>	<b>-</b>	<b>257</b>	<b>-</b>	<b>-</b>	<b>-</b>	<b>-</b>	<b>-</b>	<b>-</b>
<b>NHL TOTALS</b>			<b>779</b>	<b>277</b>	<b>305</b>	<b>582</b>	<b>42</b>	<b>-384</b>	<b>101</b>	<b>2</b>	<b>50</b>	<b>0</b>	<b>2199</b>	<b>32</b>	<b>17</b>	<b>15</b>	<b>32</b>	<b>8</b>	<b>-</b>

OPJHL Rookie of the Year (1998) • CCHA First All-Star Team (2001) • NCAA West Second All-American Team (2001) • CCHA Second All-Star Team (2002) • CCHA Tournament MVP (2002) • NCAA West First All-Star Team (2002) • WJC-A Most Valuable Player (2002) • WJC-A Best Forward (2002) • WJC-A All-Star Team (2002) • AHL Second All-Star Team (2005) • Played in AHL All-Star Game (2005) • Won Willie Marshall Award (AHL Top Goal-Scorer) (2005)

\*Led League  
 Traded to Calgary by Los Angeles with Calgary's second-round choice (previously acquired-Mitch Wahl) in 2008 Entry Draft for Calgary's first-round choice (later traded to Anaheim-Jake Gardiner) in 2008 Entry Draft and Calgary's second-round choice (later traded to Carolina-Brian Dumoulin) in 2009 Entry Draft, June 20, 2008. Signed as a free agent by Montreal, July 1, 2009. Traded to Calgary by Montreal with Karri Ramo and Montreal's fifth-round choice (Ryan Culkini) in 2012 Entry Draft for Rene Bourque, Patrick Holland and Calgary's second-round choice (Zachary Fucale) in 2013 Entry Draft, January 12, 2012. Signed as a free agent by the DEVILS, July 1, 2014



Edmonton, as well as four 1g-2a outings, most recently Mar. 23 vs. Detroit...Had four additional two-goal games, most recently Feb. 27 vs. Minnesota...Established career high with points in eight straight games Jan. 8-30 (11g-3a-14pts)...Named NHL's *Second Star of the Week* with 6pt performance Jan. 12-18...**2007-08:** Playing time during fourth/final season with Los Angeles was limited to just 63 games; missed 17 contests Dec. 26-Feb. 2 with rib injury...Notched his 200th career NHL point with goal Mar. 2 at Minnesota...Reached the 100a mark in NHL career Feb. 9 at Pittsburgh...Posted season-high 5-game point-scoring streak Feb. 21-Mar. 2 (3g-6a-9pts)...Notched four 3pt games, most recently in back-to-back contests: 3a Feb. 21 vs. St. Louis and 1g-2a Feb. 23 vs. Chicago...Recorded two 2g efforts in first ten appearances: Oct. 23 vs. Nashville and NHL's first goal of season Sept. 29 vs. Anaheim (London, UK)...**2006-07:** Led Los Angeles with 46a/80pts, 16 PPG and career-high 299 shots on goal...Recorded 19 of 34g on home ice; posted 45 of 80pts on the road...Played in his 200th career NHL contest Feb. 22 vs. Vancouver; reached the 100pt mark Nov. 27 vs. New Jersey...Numbers included points in eight straight appearances Jan. 20-Feb. 10 (5g-8a-13pts), but missed Feb. 6 contest at Tampa Bay with strained muscle, snapping 6-game streak through Feb. 3 (4g-5a-9pts)...Also had points in six straight Feb. 17-Mar. 3 (4g-7a-11pts)...Led club with 21 multiple-point games, including season-high 2g-2a-4pts Feb. 3 at Florida...Recorded three 3pt games: 3a Feb. 24 vs. Colorado, 1g-2a Feb. 18 at Anaheim and 3a Nov. 7 at Colorado...Posted 2g on four occasions, most recently Mar. 18 at Anaheim...Recipient of Bill Libby Memorial Award as Team MVP, as voted on by local media...Played for Team Canada at the 2007 World Championships in Moscow, Rus.; scored 4g-3a-7pts en-route to country's 9-0-0 mark and Gold Medal...**2005-06:** Appeared in 80 games for Los Angeles, including season-high 79 straight games Oct. 11 through Apr. 17 season finale; spent entire season in NHL for first time in pro career...Played in his 100th career NHL contest Jan. 5 vs. Phoenix...Led club with 26g, 15 PPG and 206 shots on goal...Notched nine multiple-point games, including season-high 1g-2a-3pts Dec. 29 at Phoenix; also had two 2g games: Jan. 28 vs. Anaheim and Dec. 21 at Calgary...Recorded three 5-game point-scoring streaks over a 19-game span Dec. 21-Jan. 30 (10g-9a-19pts): Dec. 21-29 (6g-2a-8pts), Jan. 2-12 (1g-4a-5pts) and Jan. 23-30 (3g-3a-6pts)...Represented Canada at World Championships in Riga, Lat.; posted 1g-4a-5pts...**2004-05:** Spent lockout season with Manchester (AHL) for last minor league stint of career; helped lead club to first-place finish in Atlantic Division...Named to league's Second All-Star Team and participated in its All-Star *Classic*...Led AHL with 46g; was recipient of Willie Marshall Award...Led club/finished second in league (J. Spezza, Bin., 117) with 109pts...Opened campaign with 20g in his first 22 games...**2003-04:** Split campaign between Los Angeles (31 games) and Manchester (41)...Made NHL season debut Oct. 30 vs. Vancouver; began campaign on Injured Reserve List after sustaining sprained knee Sept. 21 in pre-season game vs. San Jose...Had 4-game point-scoring streak Dec. 6-11 (3g-2a-5pts); recorded 2g twice over a 5-game span Nov. 29-Dec. 6...**2002-03:** Began first pro season with Manchester; posted 14pts in first nine AHL games prior to Nov. 7 call-up to Los Angeles...Had points in back-to-back games twice: Dec. 26-29 (1g-2a-3pts) and Nov. 30-Dec. 5 (2g)...**OTHER:** Represented Canada at 2001/2002 World Junior Championships, leading the tournament with 7g (tie)/11pts in 2002...Spent three seasons, 1999-00 through 2001-02, at Michigan (CCHA), compiling 65g-66a-131pts in 110 games...Led conference with 29g in 2000-01...Named to 2001 CCHA First All-Star Team, 2001 NCAA West Second All-American Team, 2002 CCHA Second All-Star Team and 2002 NCAA West First All-American Team.

**HIGHLIGHTS**

1st NHL GP: 11/8/02, LA 3 @ Ott. 2 • 1st NHL Goal: 11/16/02, LA 4 @ Edm. 1 vs. T. Salo • 1st NHL Assist: 11/8/02, LA 3 @ Ott. 2 • 300th NHL Assist: 12/6/16, Fla. 2 @ NJ 4 • Most Goals in Game: 3; 5 times, last time 2/13/13, Dal. 4 @ Cgy. 7 • Most Assists in Game: 3; 6 times, last time 10/22/15, NJ 5 @ Ott. 4 (SO) • Most Pts. in Game: 5; 12/31/08, Edm. 4 @ Cgy. 6 (2g-3a) • Most PIM in Game: 12; 3/26/09, Cgy. 0 @ CBJ 5 (min., misc.) • Most Shots in Game: 9; 1/7/10, Fla. 0 @ Mtl. 2; 3/12/07, Edm. 1 @ LA 5; 11/5/05, Nsh. 2 @ LA 3 (SO) • GP Streak: 134; 10/11/05-4/17/06 (79), 10/6/06-2/3/07 (55) • Goal-Scoring Streak: 5; 12/21-29/05 (6g) • Assist-Scoring Streak: 4; 6 times, last time 11/6-13/10 (4a) • Point-Scoring Streak: 8; 1/8-30/09 (11g-3a-14pts) • Penalties: 183 min., 2 maj., 1 misc. • Multiple-Pt. Games: 106 2-pt. games, 26 3-pt. games, 4 4-pt. games, 1 5-pt. game • Shootouts: 14-51 (27.5%).

**PERSONAL**

Wears no. 13 as it was his first number at age seven in midget hockey and is the number his father, Leo, wore as a defensive back in football...A member of the NHL's Competition Committee...Mike and his wife, Jennifer, have two daughters...The couple has been involved in numerous charities including *Starlight Children's Foundation*, *World Vision* and the *SickKids Foundation* in Toronto, among others...While with the Canadiens, he won the Jean Béliveau Trophy, a team award given annually to the player who "best exemplifies leadership qualities in the community;" organized the *Cammy's Heroes* program to provide tickets to the military...Studied Sports Management and Communications at the University of Michigan... On Oct. 1, 2001, played in the "Cold War" outdoor game at the Michigan football stadium against Michigan State...As a youngster, also enjoyed playing baseball, golf and soccer.

**HAT TRICKS**

NO.	DATE	SCORE	GOALTENDER(S)
1.	11/27/08	CALGARY 4 at Vancouver 3	Curtis Sanford
2.	1/28/09	Buffalo 2 at CALGARY 5	Ryan Miller
3.	10/24/09	NY Rangers 4 at MONTREAL 5 (OT)(GW)	Henrik Lundqvist
4.	12/04/09	Boston 1 at MONTREAL 5 (GW)	Tim Thomas
5.	2/13/13	Dallas 4 at CALGARY 7 (GW)	Richard Bachman (2), ENG

**PENALTY SHOTS**

DATE	OPPOSITION	RESULT	SCORE
12/16/10	vs. Tim Thomas, Bos.	SCORE	Bos. 3 @ Mtl. 4





# VERNON FIDDLER

**HEIGHT:** 5-10 • **WEIGHT:** 205 LBS. • **SHOOTS:** LEFT • **BORN:** 05/09/1980, EDMONTON, ALTA.  
**DRAFTED:** NOT DRAFTED; SIGNED AS A FREE AGENT.

## LAST SEASON

Was one of only two current NHLers (D. Boyle, NYR) to play in 800 NHL games after being undrafted...Served as an alternate captain...Played in all 82 games in a season for the second time in his career (also, 2011-12, his first season in Dallas)...Has a career high games-played streak of 121 that dates back to Jan. 17, 2015...Has never finished a season with a faceoff win percentage of under 50.0%...Finished tied for second (Ja. Benn) on the club with two SHG...Matched career high with 1g-2a-3pts Oct. 31 at SJ...Had two multi-goal games, Dec. 21 at Min. and Mar. 22 at Chi...Skated in his 800th NHL game Feb. 29 at Det.; registered 1g-1a-2pts in the contest...Goal Mar. 4 vs. NJ was 100th in career...Scored his lone goal of the post-season in Game 6 in the Second Round of the Western Conference Playoffs against St. Louis to help force a Game 7 (which the Stars eventually lost)...Skated in 13 Stanley Cup Playoff contests, the most in his career.

## CAREER

**2014-15:** Served as an alternate captain...Scored a career-high 13 goals in 80 games; hit the double-digit goal mark for the first time since 2008-09 (with Nsh)...Posted his highest single-season point total (13g-16a-29pts), since recording 30 points (8g-22a-30pts) during 2009-10 with Phoenix...Matched career-highs with three PPG and two GWG...Ranked second on the Stars with a 51.9% faceoff win percentage; ranked 16th in the NHL with a 52.6% road FO%...Appeared in his 700th career regular-season NHL game on Jan. 20 vs. Bos.; also scored in contest...Scored SHG on Feb. 10 at Bos., first since Jan. 11, 2011 with Coyotes...**2013-14:** Ranked third on the team during the Stanley Cup Playoffs with 24 PIM...Posted a playoff high with 1g-1a-2pts in Game 4 of the Western Conference First Round vs. Anaheim...Was second on the team with a 52.2% FO% and third among forwards with 52 blocked shots...Scored his second career penalty shot goal, Nov. 5 at Bos. (T. Rask)...Skated in 600th career NHL game on Nov. 17 at Van...Tallied an assist for his 200th career NHL point on Mar. 1 at StL...**2012-13:** Tied for third on the team with a +3 rating; led team with a 51.5% FO%...Notched 200th assist of his NHL career on Jan. 26 against StL...Had career-high six-game point streak (2g-8a-10pts) from April 3-13; also marked his career-high assist scoring streak (8a in 6 games)...**2011-12:** Signed as a free agent by Dallas, July 1, 2009...Appeared in all 82 regular-season games for the first time in his career; one of three Stars to do so...Led Dallas forwards with 67 hits...Appeared in his 500th career NHL game on Jan. 24 vs. Ana...**2010-11:** Served as an alternate captain...Appeared in all four games of Phoenix's first-round sweep at the hands of Detroit...Posted career-high 15:32 TOI/G...Had lone hat trick of career Nov. 12 vs. Cgy...Played in 400th career NHL game Nov. 19 at Edm...**2009-10:** Signed as a free agent by Phoenix, July 1, 2009...Finished tied for fifth on Phoenix with a career-high 22 assists...Also posted career highs with +13 rating and three SHG, which ranked fifth in the NHL...100th point of his NHL career was assist Oct. 29 at StL; had 2a in contest...Skated in all six games during the WCQF against Detroit; finished with 1g-1a-2pts and 14 PIM...**2008-09:** Tied for seventh on the team with 11 goals...Played in his 300th career NHL game on Mar. 31 at CBJ...**2007-08:** Appeared in all six WCQF games against Detroit...Set regular-season career highs with 21a and 32pts...Was only Nashville skater to finish the season with at least one PPG, one SHG and one GWG...Scored two goals twice during the season: Oct. 27 vs. Fla. and Feb. 9 at SJ...Skated in his 200th NHL contest on Feb. 7 vs. TB...**2006-07:** Registered 26 points (11g-15a) for career highs across the board (later surpassed)...Finished the season with a +11 rating...Was an even-or-plus skater in 62 of the 72 games he played...Appeared in his 100th career NHL game Dec. 6 at Ana...Skated in all five games of the WCQF against SJ; scored his first career Stanley Cup Playoffs goal in Game 5 (Apr. 20 vs. E. Nabokov)...**2005-06:** Split the season between Nashville and Milwaukee (AHL)...Recorded 12 points (8g-4a) in 40 regular-season games with Nashville...Earned NHL career-highs with three PPG and two GWG; marks still stand as tied for bests...Was an even-or-plus skater in 31 of 40 games...Logged a career-long three-game goal streak (3g) Dec. 21-27...Scored two goals, including his first career PPG, for the first multi-goal outing of his NHL career Jan. 4 at StL...Posted seven points (1g-6a) in 11 games with Milwaukee...Made his Stanley Cup Playoffs debut in game 4 of the WCQF at SJ, Apr. 27; recorded one assist for first career playoff point...**2004-05:** During the work stoppage, played 73 games with Milwaukee (AHL), recording 42 points (20g-22a) and a +19 rating...**2003-04:** Split the season between Nashville and Milwaukee (AHL)...Recorded 23 PIM in 17 games with Nashville...Posted 24 points (9g-15a) and a +12 rating in 47 games with Milwaukee...Helped Milwaukee win the Calder Cup; notched 5g-3a-8pts in 22 postseason games...Scored one SHG and one GWG in the postseason...**2002-03:** Split the season between Nashville and Milwaukee (AHL)...Posted 4g-2a-6pts in



19 games with Nashville in first NHL season...Made NHL debut Nov. 2 at LA... Recorded first NHL goal and assist Nov. 17 at Chicago for his first career NHL point and multi-point game...Scored first career GWG Nov. 20 vs Dallas...Skated in 54 regular-season games with Milwaukee, posting 24 points (8g-16a) and 72 PIM... Talled three points (1g-2a) in six postseason contests with Milwaukee...**OTHER:** Signed as a free agent by Nashville, May 6, 2002 after spending the 2001-02 season with Roanoke (ECHL) and Norfolk (AHL)...Named to 2002 ECHL All-Rookie Team after posting a line of 27g-28a-55pts with the Express...Signed as a free agent by Arkansas, Mar. 31, 2001; played three ECHL games to finish the season...Played four seasons of junior hockey, three-plus (1997-08 through the beginning of 2000-01) with Kelowna and most of 2000-01 with Medicine Hat.

**HIGHLIGHTS**

1st NHL GP: 11/2/02, Nsh. 5 @ LA 6 (OT) • 1st NHL Goal: 11/17/02, Nsh. 2 @ Chi. 4 vs. J. Thibault • 1st NHL Assist: 11/17/02, Nsh. 2 @ Chi. 4 • 800th NHL GP: 2/29/16, Det. 3 @ Dal. 2 (OT) • 100th NHL Goal: 3/4/16, NJ 2 @ Dal. 4 • Most Goals in Game: 3; 11/12/10, Cgy. 4 @ Phx. 5 • Most Assists in Game: 2; 13 times, last time 10/31/15, SJ 3 @ Dal. 5 • Most Pts. in Game: 3; 4 times, last time 10/31/15, SJ 3 @ Dal. 5 (1g-2a) • Most PIM in Game: 15; 11/26/03, CBJ 2 @ Nsh. 4 (maj., game misc.) • Most Shots in Game: 6; 2 times, last time 3/13/08, LA 4 @ Nsh. 1 • GP Streak: 121; 1/17-4/11/15 (39), 10/8/15-4/9/16 (82) [current] • Goal-Scoring Streak: 3; 12/21-27/05 (3g) • Assist-Scoring Streak: 6; 4/3-13/13 (8a) • Point-Scoring Streak: 6; 4/3-13/13 (2g-8a-10pts) • Penalties: 186 min., 16 maj., 3 misc., 1 game misc. • Multiple-Pt. Games: 8 2-pt. games, 4 3-pt. games • Shootouts: 4-13 (30.8%).

**PERSONAL**

Has an eight-year old son, Blake, who enjoys playing ice hockey, and five-year old daughter, Bella...Grew up listening to country music, including Hank Williams, Buck Owens and Merte Haggard...Caught country singer George Strait's cowboy hat at his farewell concert...Pre-game meal is chicken parm with spaghetti and Caesar salad...Credits his mom, dad and wife for helping him focus on his hockey career and for believing that he had a future to play professionally one day... Routed for the Oilers growing up, favorite players were Marty Gelinas and Doug Weight.

**HAT TRICKS**

NO.	DATE	SCORE	GOALTENDER(S)
1.	11/12/10	Calgary 4 at PHOENIX 5	M. Kiprusoff (2), ENG

**PENALTY SHOTS**

DATE	OPPOSITION	RESULT SCORE (SH)	SCORE
11/6/08	vs. Miikka Kiprusoff, Cgy.		Nsh. 6 @ Cgy. 7
11/5/13	vs. Tuukka Rask, Bos.		Dal. 3 @ Bos. 2 (SO)

VS.	GP	G	A	PTS	PIM	GP	G	A	PTS	PIM	GP	G	A	PTS	PIM		
ANA	46	5	12	17	42	DET	47	3	4	7	22	OTT	12	0	2	6	
ARI	32	2	6	8	23	EDM	36	4	12	16	12	PHI	12	1	1	2	6
BOS	14	3	2	5	17	FLA	13	2	2	4	6	PIT	14	0	4	4	12
BUF	13	1	0	1	15	LA	44	2	9	11	24	SJ	42	7	8	15	30
CGY	39	7	14	21	16	MIN	43	9	9	18	39	STL	53	5	10	15	34
CAR	14	1	4	5	8	MTL	12	1	1	2	8	TB	14	5	3	8	6
CHI	54	10	7	17	34	NSH	28	4	5	9	22	TOR	11	3	0	3	6
COL	42	4	10	14	11	NJ	14	2	2	4	2	VAN	34	3	5	8	26
CBJ	50	8	5	13	33	NYI	14	4	3	7	2	WSH	12	2	2	4	0
DAL	27	1	5	6	8	NYR	13	1	3	4	4	WPG	19	2	5	7	18

**REGULAR SEASON**

YEAR	TEAM	LEAGUE	GP	G	A	PTS	+/-	PIM	PP	SH	GW	GT	S	GP	G	A	PTS	PIM
1997-98	Kelowna	WHL	65	10	11	21	-	31	-	-	-	-	-	7	0	1	1	4
1998-99	Kelowna	WHL	68	22	21	43	-	82	-	-	-	-	-	6	2	0	2	8
1999-00	Kelowna	WHL	64	20	28	48	-	60	-	-	-	-	-	5	1	3	4	4
2000-01	Kelowna	WHL	3	0	2	2	-	0	-	-	-	-	-	-	-	-	-	-
	Medicine Hat	WHL	67	33	38	71	-	100	-	-	-	-	-	-	-	-	-	-
	Arkansas	ECHL	3	0	1	1	-	2	-	-	-	-	-	5	3	0	3	5
2001-02	Roanoke	ECHL	44	27	28	55	-	78	-	-	-	-	-	-	-	-	-	-
	Norfolk	AHL	38	8	5	13	-	21	-	-	-	-	-	4	1	3	4	2
2002-03	Nashville	NHL	19	4	4	8	2	14	0	1	0	20	-	-	-	-	-	-
	Milwaukee	AHL	54	8	16	24	-	70	0	0	0	-	-	6	1	2	3	14
2003-04	Nashville	NHL	17	0	0	0	6	23	0	0	0	-	8	-	-	-	-	-
	Milwaukee	AHL	47	9	15	24	-	72	-	-	-	-	-	22	5	3	8	36
2004-05	Milwaukee	AHL	73	20	22	42	-	70	-	-	-	-	-	7	0	0	0	18
2005-06	Nashville	NHL	40	8	4	12	2	42	3	0	2	-	46	2	0	1	1	0
	Milwaukee	AHL	11	1	6	7	-	20	0	-	-	-	-	-	-	-	-	-
2006-07	Nashville	NHL	72	11	15	26	11	40	0	1	1	-	90	5	1	1	0	0
2007-08	Nashville	NHL	79	11	21	32	4	47	2	1	1	-	97	6	0	0	2	0
2008-09	Nashville	NHL	78	11	6	17	13	24	1	2	2	-	114	-	-	-	-	-
2009-10	Phoenix	NHL	76	8	22	30	13	46	0	3	1	-	119	6	1	1	2	14
2010-11	Phoenix	NHL	71	6	16	22	3	46	0	1	2	-	97	4	0	0	0	0
2011-12	Dallas	NHL	82	8	13	21	13	60	0	0	1	-	123	-	-	-	-	-
2012-13	Dallas	NHL	46	4	13	17	3	48	1	0	0	-	56	-	-	-	-	-
2013-14	Dallas	NHL	76	6	17	23	3	37	0	0	1	-	109	6	1	2	3	24
2014-15	Dallas	NHL	80	13	16	29	5	34	1	2	-	-	132	-	-	-	-	-
2015-16	Dallas	NHL	82	12	10	22	5	31	1	2	0	-	98	13	1	2	3	8

**NHL TOTALS**

818 102 155 257 3- 492 11 11 14 0 1109 42 4 7 11 50

ECHL All-Rookie Team (2002)

Signed as a free agent by Arkansas (ECHL), March 31, 2001. Traded to Roanoke (ECHL) by Arkansas (ECHL) for Calvin Elfring, August 11, 2001. Signed as a free agent by Nashville, May 6, 2002. Signed as a free agent by Phoenix, July 1, 2009. Signed as a free agent by Dallas, July 1, 2011. Signed as a free agent by DEVILS, July 1, 2016.





# LUKE GAZDIC

**HEIGHT:** 6-3 • **WEIGHT:** 240 LBS. • **SHOOTS:** LEFT • **BORN:** 7/25/1989, TORONTO, ONT.  
**DRAFTED:** DALLAS' 8TH CHOICE (6TH ROUND), 172ND OVERALL, IN 2007 ENTRY DRAFT

## LAST SEASON

Scored one goal (1pt) in 29 games and collected 24 penalty minutes with Edmonton last season...Recorded one goal and two assists for three points and accumulated six penalty minutes with Bakersfield (AHL)...Playing time was limited due to injury...Placed on I.R. Nov. 18 (undisclosed) and missed two games; Nov. 18-20...Played in season-high 14 consecutive games with Oilers Dec. 2-31...Placed on waivers Feb. 3 and assigned to Bakersfield...Scored season-high two points (1g-1a) Feb. 6 vs. Stockton...Had season-high two game point streak; Feb. 6-9 (1g-2a-3pts)...Played in 11 consecutive games with Condors; Feb. 5-27...Recalled from Bakersfield Feb. 29...Played in final game of season Mar. 24 at San Jose...Signed one year contract with New Jersey on July 5, 2016.

## CAREER


**2014-15:** Recorded two goals, one assist for three points and 43 penalty minutes in 40 games with Edmonton...Held a career-high 7.7% shooting percentage...Assigned to Oklahoma City (AHL) Oct. 29 for conditioning purposes...Played in 100th NHL career game Mar. 27 vs. Dal...Re-signed two-year contract with Oilers on July 1, 2014...**2013-14:** Claimed on waivers by Edmonton from Dallas, Sep. 29...Recorded career-high 2g-2a-4pts and 127 penalty minutes in 67 games with Edmonton...Scored first career goal in first NHL game Oct. 1 vs. Wpg...Recorded 15 PIM over first four games as a rookie...Tallied first NHL assist Oct. 26 at Phx...Accumulated career-high 20 penalty minutes Mar. 13 at StL...**2012-13:** In final season with Texas (AHL), had 4g-7a-11pts and 80 PIM in 59 GP...Had season-high two assists (2pts) Jan. 18 at Chicago...Played in eight Calder Cup Playoff matches...Re-signed one year contract with Dallas Jul. 16, 2012...**2011-12:** Scored AHL career-high 11g-12a-23pts and accumulated 102 penalty minutes in 76 games with Stars...Had season-high three-game points streak Mar. 10-16 (4a-4pts)...Also had five two-game point streaks; Oct. 22-25 (2g-2pts), Nov. 3-6 (1g-2a-3pts), Nov. 30-Dec. 3 (2g-2pts), Mar. 4-7 (3g-3pts) & Mar. 29-31 (2g-1a-3pts)...**2010-11:** In second full professional season, recorded nine goals, eight assists for 17 points and 110 PIM in 72 games with Texas...Had two two-game point streaks; Dec. 7-8 (1g-1a-2pts) & Feb. 25-26 (2g-2pts)...Skated in five Calder Cup Playoff matches...**2009-10:** Recorded 3g-1a-4pts and career-high 155 penalty minutes in 49 games in first full professional season with Texas...Scored first AHL goal/point Nov. 18 at Rockford...**2008-09:** Recorded career-high 20 goals with Erie (OHL) in final junior season; also notched 10 assists and 127 PIM...Skated in five OHL Playoff contests...Assigned to Idaho (ECHL) for two regular season games upon conclusion of OHL season; scored 1g (1pt) and had 14 PIM...Signed three-year entry level contract with Dallas Apr. 3, 2009...**2007-08:** Skated in 67 contests with Erie, putting up 17g-12a-29pts and career-high 144 penalty minutes...Had one five-game points streak; Jan 24-31 (3g-2a-5pts)...**2006-07:** Had 5g-8a-13pts and 136 PIM in 58 games with Erie during first OHL season...Had two two-



game point streaks; Oct. 7-9 (1g-1a-2pts) & Dec. 8-9 (3a-3pts)...  
**OTHER:** Skated for one season with Wexford Raiders (ON-Jr. A), scoring 17 goals, 16 assists for 33 points and 105 penalty minutes in 47 games in 2005-06...In 2004-05, played for North York (GTHL), recording 13g-16a-29pts and 24 PIM in 38 GP.

**HIGHLIGHTS**

1st NHL GP: 10/1/13, Wpg. 5 @ Edm. 4 • 1st NHL Goal: 10/1/13, Wpg. 5 @ Edm. 4 vs. O. Pavelec • 1st NHL Assist: 10/26/13, Edm. 4 @ Phx. 5 • Most Goals in Game: 1; 5 times, last time 3/3/15, LA 5 @ Edm. 2 • Most Assists in Game: 1; 3 times, last time 1/29/15, Buf. 1 @ Edm. 2 • Most Pts. In Game: 1; 8 times, last time 3/3/15, LA 5 @ Edm. 2 • Most PIM in Game: 20, 3/13/14, Edm. 2 @ StL. 6 (2 mis.) • Most Shots in Game: 4, 2/10/15, Edm. 2 @ NYI 3 • GP Streak: 30; 12/5/13-2/7/14 • Goal-Scoring Streak: 1; 5 times, last time 3/3/15 (1g) • Assist-scoring Streak: 1; 3 times, last time 1/29/15 (1a) • Point-Scoring Streak: 2; 1/5-7/14 (1g-1a-2pts) • Penalties: 17 min., 26 maj., 2 misc., 1 game misc • Multiple-Pt. Games: None • Shootouts: None.



**PERSONAL**

Has two brothers, Ben who played collegiately at McGill University (CIS) and Mark who played junior hockey with London (GOJHL), North York (OJHL) and Erie (OHL)...Father, Mike was drafted in the fourth round, 66th overall in the 1978 NHL Amateur Draft by the Buffalo Sabres; he played one year professionally with Milwaukee (IHL), following a junior career in Sudbury (OMJHL)... Had his mom and older brother at his first NHL game, where he scored on the first shift; over 100 people watched the game back home as well...In October 2015, shaved his hair and beard to raise money for cancer charities with Northern Alberta's annual Hair Massacre; second year he's participated in the cause in support of his friend, 9-year-old Avena Coughlin who battles leukemia...Organization looks to raise \$1 million in support of Make-a-Wish Northern Alberta and fund pediatric oncology research at the Women & Children's Health Research Institute through the Stollery Children's Hospital Foundation...During the summers, joins his ex-roommate, Taylor Hall's, annual Charity Ball Hockey Tournament that supports the Boys and Girls Clubs of Kingston, Ontario...Participated in the BioSteel Camp this past summer with Devils' teammates J. Blandisi, M. Cammalleri, T. Hall and D. Smith-Pelly.

VS.	GP	G	A	PTS	PIM	GP	G	A	PTS	PIM	GP	G	A	PTS	PIM
ANA	9	0	0	0	7	DET	2	0	0	0	OTT	3	0	0	5
ARI	6	0	1	1	7	EDM	-	-	-	-	PHI	3	0	0	7
BOS	4	0	0	0	10	FLA	3	0	0	0	PIT	2	0	0	0
BUF	4	1	1	2	10	LA	9	1	0	1	SJ	9	0	0	7
CGY	10	0	0	0	25	MIN	5	0	0	0	STL	8	0	1	24
CAR	3	0	0	0	2	MTL	3	0	0	0	TB	2	1	0	1
CHI	4	0	0	0	0	NSH	3	0	0	0	TOR	3	1	0	1
COL	6	0	0	0	9	NJ	3	0	0	0	VAN	7	0	0	5
CBJ	2	0	0	0	12	NYI	3	0	0	0	WSH	4	0	0	2
DAL	5	0	0	0	0	NYR	5	0	0	0	WPG	6	1	0	22

YEAR	TEAM	LEAGUE	REGULAR SEASON											PLAYOFFS					
			GP	G	A	PTS	+/-	PIM	PP	SH	GW	GT	S	GP	G	A	PTS	PIM	
2003-04	North York	GTBHL	-	-	-	-	-	-	-	-	-	-	-	-	-	-	-	-	-
2004-05	North York	GTHL	38	13	16	29	-	24	-	-	-	-	-	-	-	-	-	-	-
	North York	OPJHL	1	0	0	0	-	0	-	-	-	-	-	-	-	-	-	-	-
	North York	OPJHL	47	17	16	33	-	105	-	-	-	-	10	0	5	5	14	-	-
2005-06	Wexford	OPJHL	47	17	16	33	-	105	-	-	-	-	10	0	5	5	14	-	-
2006-07	Erie	OHL	58	5	8	13	-	136	-	-	-	-	-	-	-	-	-	-	-
2007-08	Erie	OHL	67	17	12	29	-	144	-	-	-	-	-	-	-	-	-	-	-
2007-08	Erie	OHL	63	20	10	30	-	127	-	-	-	-	5	0	0	0	9	-	-
2008-09	Idaho	ECHL	2	1	0	1	-	14	-	-	-	-	2	0	0	0	0	-	-
	Idaho	ECHL	49	3	1	4	-	155	-	-	-	-	-	-	-	-	-	-	-
2009-10	Texas	AHL	4	1	1	2	-	10	-	-	-	-	-	-	-	-	-	-	-
	Idaho	ECHL	4	1	1	2	-	10	-	-	-	-	-	-	-	-	-	-	-
2010-11	Texas	AHL	72	9	8	17	-	110	-	-	-	-	5	0	0	0	2	-	-
2011-12	Texas	AHL	76	11	12	23	-	102	-	-	-	-	-	-	-	-	-	-	-
2012-13	Texas	AHL	59	4	7	11	-	80	-	-	-	-	8	0	0	0	19	-	-
2013-14	Edmonton	NHL	67	2	2	4	-8	127	0	0	0	30	-	-	-	-	-	-	-
2014-15	Edmonton	NHL	40	2	1	3	-4	43	0	0	0	26	-	-	-	-	-	-	-
	Oklahoma City	AHL	5	2	0	2	-	7	-	-	-	-	-	-	-	-	-	-	-
2015-16	Edmonton	NHL	29	1	0	1	-6	24	0	0	0	18	-	-	-	-	-	-	-
	Bakersfield	AHL	11	1	2	3	-	6	-	-	-	-	-	-	-	-	-	-	-
<b>NHL TOTALS</b>			<b>136</b>	<b>5</b>	<b>3</b>	<b>8</b>	<b>-18</b>	<b>194</b>	<b>0</b>	<b>0</b>	<b>0</b>	<b>74</b>	-	-	-	-	-	-	-

Claimed on waivers by Edmonton from Dallas, September 29, 2013. Signed as a free agent by DEVILS, July 5, 2016.





---

# ANDY GREENE

---

**HEIGHT:** 5-11 • **WEIGHT:** 190 LBS. • **SHOOTS:** LEFT • **BORN:** 10/30/1982, TRENTON, MI  
**DRAFTED:** NOT DRAFTED, SIGNED AS FREE AGENT

---

## LAST SEASON

Is team's ironman; has played in career-high 311 straight games since Mar. 6, 2012; has passed Jay Pandolfo for the fifth-longest such stretch (307, Jan. 22, 03-Nov. 28, 2007)...Stretch is the second-longest (K. Daneyko, 388, Nov. 4, '89-Mar. 29, '94) by a defenseman in franchise history; passed S. Stevens (196 games) Jan. 31, 2015 vs. Florida...Posted 148th career assist Mar. 1 vs. Carolina to pass J. Cirella for fifth in team history among defensemen...Posted 1st Feb. 2 vs. NY Rangers...Had points in back-to-back games Jan. 19-21 (1g-1a-2pts)...Scored ENG Jan. 19 vs. Calgary/passed Daneyko (178pts) for sixth in Devils' history in points by a defenseman...Appeared in 600th game Jan. 6 at Montreal...Scored 3rd goal of season Dec. 20 at Boston... Scored PPG Nov. 22 at Vancouver; was first PPG since Dec. 20, 2013...Named 11th captain in Devils history on Oct. 9, 2015.

## CAREER

**2014-15:** Only player on Devils' roster to appear in all 82 games; played in every game for fourth time in eight-season NHL career...Totaled 3g-19a-22pts overall; scored all three goals over a ten-game stretch Feb. 21-Mar. 12, including game-winning tally Feb. 28 at Columbus...Recorded points in season-high four straight games Feb. 28-Mar. 8 (1g-4a-5pts)...Had points in back-to-back games twice: Mar. 12-14 (1g-1a-2pts)/Nov. 10-11 (2a)...Posted two assists Mar. 8 vs. Philadelphia for lone multiple-point game...Appeared in 500th career NHL game Nov. 28 vs. Detroit...Became just sixth player (A. Broten, 2 times) in team history to appear in 200-or-more consecutive games...**2013-14:** Named team's *Unsung Hero* by his teammates for second time in five seasons ('09-10); was honored Apr. 8 at Prudential Center...Appeared in every game for second straight season/third time in NHL career...Saw action in his 400th career NHL game Oct. 11 at Calgary; reached 100-assist mark Nov. 8 at Toronto...Finished second on team among defensemen with 8g-24a-32pts (M. Zidlicky, 12g-30a-42pts); eight goals were a career high, while 24 assists/32 points were his second-most (31a/37pts, '09-10)...Recorded career-high 3g-10a-13pts on the power play...Totaled career-high 134 shots on goal, including career-high 7 shots Jan. 16 at Colorado...Scored two overtime goals: Mar. 20 vs. Minnesota and Dec. 21 at Washington; is just third defenseman in team history (S. Niedermayer, 4, '01-02 & 2, '02-03; & J. Oduya, 2, '08-09) to record two-or-more extra-session goals in a season...Also notched game-winner Oct. 26 at Boston...Matched career high with 1g-2a-3pts Dec. 21 at Washington...Also matched career high with points in five straight games Nov. 23-30 (1g-5a-6pts)...Signed new, multi-year contract July 30, 2014...**2012-13:** One of six players in Devils' lineup - and one of just two defensemen (Zidlicky) - to see action in all 48 games...Led squad with career-high plus-12 mark; improved from previous year's +3 showing... Finished tied for first among the club's defensemen with 4g (Zidlicky); was second with 12a/16pts (Zidlicky, 15a/19pts)...Recorded four two-point games, most recently 1g-1a Mar. 29 at Tampa Bay...Matched career high with points in five straight games Feb. 2-9 (2g-6a-8pts); posted three of his 2pt outings over 4 games during that stretch...Notched first career shorthanded goal Feb. 2 at Pittsburgh...**2011-12:** Fourth among Devils'



defensemen with 16pts after finishing first during each of the previous two seasons; was third with 15a...Totals showed three 2pt games: 1g-1a Mar. 17 vs. Pittsburgh, 2a Nov. 21 at Florida and 2a Oct. 25 at Los Angeles...Reached 100pt mark in NHL career Mar. 17...Posted assists/points in back-to-back games Nov. 15-16 [2a]...Appeared in his 300th career NHL contest Oct. 29 at Dallas...Returned to lineup/activated from Injured Reserve List Jan. 31 vs. NY Rangers after missing 22 contests Dec. 8-Jan. 24 with non-displaced toe fracture... Missed 2 games Nov. 3-5 with lower body injury...Appeared in all 24 playoff games; posted lone point with assist in game two of Eastern Conference Quarterfinals at Florida...**2010-11:** One of four players in Devils' lineup (D. Clarkson & T. Zajac) and one of just two defensemen (H. Tallinder) to appear in all 82 games...First among the squad's defensemen for second straight campaign with 4g-19a-23pts overall, as well as 1g-5a-6pts with the man advantage...Scored three of 4g on the road; 14 of 19a at home... Recorded points in back-to-back games three times: Jan. 17-20 [2a], Jan. 6-8 [1g-1a-2pts] and Nov. 10-12 [3a]...Posted three season-high 2a efforts: Jan. 14 at Tampa Bay, Nov. 22 vs. Washington and Nov. 10 vs. Buffalo...**2009-10:** Recipient of *Unsung Hero* Award as voted by his teammates...Appeared in 78 games overall, including 73 straight from Oct. 17 vs. Carolina through Apr. 6 at Atlanta... Finished first among Devils' defensemen with career-high 6g-31a-37pts and second at +9 [P. Martin, +10]...Tied for second on team (w/5 others) with 4 GWG [Z. Parise, 5]...Recorded points in career-high five straight games (since tied) Nov. 4-12 [2g-4a-6pts]; set team mark by scoring or assisting on GWG in five straight team games...Stretch included: PPA (on GWG) Nov. 4 vs. Washington, PPA (on GWG) Nov. 6 vs. NY Islanders, PP tally/first career GWG Nov. 7 at Ottawa, 2a (1a on GWG) Nov. 11 vs. Anaheim and GWG Nov. 12 at Pittsburgh...Recorded seven multiple-point games, including first career two-goal game Dec. 9 vs. Carolina...Appeared in his 200th career NHL contest Mar. 23 vs. Columbus...Added 1g-1a-2pts in ECQF vs. Philadelphia...Represented Team USA at World Championships, marking first-ever international action...**2008-09:** Forty-nine games played, 7a/9pts fell short of previous season's totals (59 GP, 8a/10pts); 2g matched 2007-08 mark...Appeared in 35 straight contests Dec. 19-Mar. 3; did not see action in more than six straight contests (Oct. 16-29) during any other stretch...Total included 100th career NHL game Jan. 10 at Los Angeles...Recorded two multiple-point games: career-high 3a/pts (3pts since tied) Oct. 29 vs. Toronto and 2a Oct.

VS.	GP	G	A	PTS	PIM	GP	G	A	PTS	PIM	GP	G	A	PTS	PIM		
ANA	11	1	3	4	2	DET	13	1	3	4	6	OTT	29	1	9	10	10
ARI	10	0	2	2	2	EDM	9	0	1	1	6	PHI	46	2	13	15	32
BOS	32	4	4	8	8	FLA	28	1	7	8	8	PIT	44	6	13	19	8
BUF	28	2	9	11	10	LA	12	0	3	3	8	SJ	12	1	3	4	4
CGY	9	1	2	3	6	MIN	10	1	3	4	4	STL	10	0	1	1	0
CAR	36	4	11	15	6	MTL	26	0	4	4	10	TB	29	2	8	10	8
CHI	10	2	0	2	2	NSH	11	0	3	3	0	TOR	31	0	10	10	4
COL	10	1	0	1	2	NJ	-	-	-	-	-	VAN	10	1	1	2	4
CBJ	17	1	5	6	2	NYI	47	1	8	9	16	WSH	33	2	6	8	14
DAL	13	0	3	3	2	NYR	41	0	11	11	14	WPG	24	0	3	3	2

YEAR	TEAM	LEAGUE	REGULAR SEASON										PLAYOFFS						
			GP	G	A	PTS	+/-	PIM	PP	SH	GW	GT	S	GP	G	A	PTS	PIM	
1999-00	Detroit	NAHL	6	2	4	6	-	2	-	-	-	-	-	-	-	-	-	-	-
2000-01	Detroit	NAHL	54	7	24	31	-	60	-	-	-	-	-	-	-	-	-	-	-
2001-02	Detroit	NAHL	53	16	29	45	-	88	-	-	-	-	-	-	-	-	-	-	-
2002-03	Miami	CCHA	41	4	19	23	-	64	-	-	-	-	-	-	-	-	-	-	-
2003-04	Miami	CCHA	41	7	19	26	-	78	-	-	-	-	-	-	-	-	-	-	-
2004-05	Miami	CCHA	38	7	27	34	-	66	-	-	-	-	-	-	-	-	-	-	-
2005-06	Miami	CCHA	39	9	22	31	-	48	-	-	-	-	-	-	-	-	-	-	-
2006-07	Lowell	AHL	52	5	16	21	-	28	-	-	-	-	-	-	-	-	-	-	-
	DEVILS	NHL	23	1	5	6	-1	6	1	0	0	0	23	11	2	1	3	2	2
2007-08	DEVILS	NHL	59	2	8	10	0	22	2	0	0	0	50	2	0	0	0	0	0
2008-09	DEVILS	NHL	49	2	7	9	3	22	0	0	0	0	38	3	0	1	1	0	0
2009-10	DEVILS	NHL	78	6	31	37	9	14	4	0	4	0	86	5	1	1	2	6	0
	United States	WC-A	6	0	2	2	0	0	-	-	-	-	-	-	-	-	-	-	-
2010-11	DEVILS	NHL	82	4	19	23	-23	-22	1	0	1	0	91	-	-	-	-	-	-
2011-12	DEVILS	NHL	56	1	15	16	3	16	0	0	0	0	53	24	0	1	1	8	0
2012-13	DEVILS	NHL	48	4	12	16	12	20	2	1	1	0	63	-	-	-	-	-	-
2013-14	DEVILS	NHL	82	8	24	32	3	32	3	0	3	0	134	-	-	-	-	-	-
2014-15	DEVILS	NHL	82	3	19	22	1	20	0	0	1	0	83	-	-	-	-	-	-
2015-16	DEVILS	NHL	82	4	9	13	7	26	1	0	0	0	63	-	-	-	-	-	-
<b>DEVILS TOTALS</b>			<b>641</b>	<b>35</b>	<b>149</b>	<b>184</b>	<b>14</b>	<b>200</b>	<b>14</b>	<b>1</b>	<b>10</b>	<b>-</b>	<b>684</b>	<b>45</b>	<b>3</b>	<b>4</b>	<b>7</b>	<b>16</b>	<b>0</b>
<b>NHL TOTALS</b>			<b>641</b>	<b>35</b>	<b>149</b>	<b>184</b>	<b>14</b>	<b>200</b>	<b>14</b>	<b>1</b>	<b>10</b>	<b>-</b>	<b>684</b>	<b>45</b>	<b>3</b>	<b>4</b>	<b>7</b>	<b>16</b>	<b>0</b>

All-NAHL First Team (2002) • NAHL Most Valuable Defenseman (2002) • CCHA All-Rookie Team (2003) • CCHA First All-Star Team (2004 to 2006) • CCHA All-Tournament Team (2004, 2006) • CCHA Offensive Defenseman of the Year (2005, 2006) • NCAA West Second All-American Team (2005) • NCAA West First All-American Team (2006) • CCHA Defensive Defenseman of the Year (2006) • Played in AHL All-Star Game (2007)  
Signed as a free agent by DEVILS, April 4, 2006.



22 vs. Dallas...Posted points in back-to-back games Oct. 18-22 (1g-2a-3pts)...Missed 18 games Nov. 1-Dec. 13 with broken hand suffered Oct. 29 vs. Toronto...Made his season debut Oct. 16 at Atlanta...**2007-08:** Completed his first full NHL campaign by appearing in 59 games...Saw action in 28 of the last 50 contests overall; played in season-high 23 straight to start campaign through Nov. 24...Finished season with 2g-8a-10pts overall, including 1g-4a-5pts in his last 21 appearances...Posted career-high three-game point-scoring streak (since surpassed) Jan. 8-12 (1g-2a-3pts); notched first goal of season Oct. 6 at Florida...One of four first-year players on Devils' opening-night roster (N. Bergfors, Clarkson & R. Pelley); considered a rookie despite games-played total (23) during 2006-07 season...Saw action in two post-season contests...**2006-07:** Played in season-high 18 straight NHL games Feb. 27-Apr. 5 to surpass 5-game stretch Jan. 12-20...Had points in back-to-back games for first time Mar. 17-20 (2a)...Recorded first career NHL goal with PP tally Mar. 8 at Pittsburgh...Recalled from Lowell (AHL) Feb. 27 for first NHL action since Jan. 20 vs. Philadelphia; posted first NHL point with assist that afternoon...American Hockey League totals showed 5g-16a-21pts and 28 penalty minutes with +6 mark in 52 games played through Apr. 8 re-assignment...Stats included two season-high 3-game point-scoring streaks: Jan. 21-27 (2g-1a-3pts) and Dec. 29-Jan. 5 (1g-3a-4pts)...Totals also showed 2g Dec. 15 vs. Providence...Made his Devils/NHL debut Jan. 12 vs. Atlanta; recalled from Lowell that morning...Represented *PlanetUSA* at 2007 AHL All-Star Game and had 1a...Recalled by New Jersey just prior to ECQF series vs. Tampa Bay...One of three Devils' rookies (Oduya & Zajac) to make their NHL post-season debut in game 1 vs. Lightning...Attended first Devils/NHL training camp, Sept. 2006; assigned to Lowell Oct. 3 and made pro debut Oct. 7 vs. Albany...Completed his first pro season after signing free-agent contract Apr. 4, 2006; was not drafted...**OTHER:** Joined organization after four seasons, 2002-03 to 2005-06, with Miami University of Ohio (CCHA)...Red Hawks' totals showed 27g-87a-114pts and 256 PIM in 159 career games played...First among CCHA defensemen with career-high 7g-27a-34pts during junior season...Finished first in scoring among Miami's defensemen during each of his four seasons (tie, '05-06); appeared in every game during that span...Recipient of Miami's Gary DeLonge Most Valuable Player Award in 2004-05; named Miami's Rookie of the Year in 2002-03...Prior to collegiate career, spent three seasons with Compuware (NAHL); helped lead Ambassadors to 2002 Robertson Cup Championship.

#### HIGHLIGHTS

1st NHL GP: 1/12/07, Atl. 1 @ NJ 2 • 1st NHL Goal: 3/8/07, NJ 4 @ Pit. 3 (SO) vs. M.A. Fleury • 1st NHL Assist: 1/20/07, Phi. 3 @ NJ 4 (SO) • 600th NHL GP: 1/6/16, NJ 1 @ Mtl. 2 • Most Goals in Game: 2; 12/9/09, Car. 2 @ NJ 4 • Most Assists in Game: 3; 10/29/08, Tor. 6 @ NJ 5 (SO) • Most Pts. in Game: 3; 2 times, last time 12/21/13, NJ 5 @ Wsh. 4 (OT) (1g-2a) • Most PIM in Game: 4; 10 times, last time 12/22/15 NJ 4 @ Det. 3 • Most Shots in Game: 7; 1/16/14, NJ 1 @ Col. 2 (SO) • GP Streak: 311; 3/6-4/7/12 (17), 1/19-4/27/13 (48), 10/3/13-4/13/14 (82), 10/9/14-a/11/15 (82), 10/9/15-4/9/16 (82) (current) • Goal-Scoring Streak: 2; 12/20-21/13 (2g) • Assist-Scoring Streak: 5; 11/23-30/13 (5a) • Point-Scoring Streak: 5; 11/23-30/13 (1g-5a-6pts); 2/2-9/13 (2g-6a-8pts); 11/4-12/09 (2g-4a-6pts) • Penalties: 100 min. • Multiple-Pt. Games: 22 2-pt. games, 2 3-pt. games • Shootouts: None.

#### PERSONAL

Andy and his wife, Rachel, were married during the 2014 off-season...Their first son, Colton James, was born Sept. 10, 2015...Spends summers in his hometown of Trenton, MI, where he hosts the annual Andy Greene Hockey School for kids, ages Mite through PeeWee, at Kennedy Recreation Center; instructor roster includes OHL coaches, NCAA and Junior A players with proceeds going back to the Trenton community...Joined Adam Henrique and Cory and Jill Schneider at an event to raise awareness for the Liberty Humane Society Animal Shelter in Jersey City, April 2015...Accompanied fellow NHLers to unveil 2014 NHL & NHLPA *Future Goals* program at Newark's Science Park High; partnership brings digital and interactive learning opportunities to children in all 30 NHL markets...Participated in 2013 and 2014 NHL *Player Media Tour*, including ringing the opening bell at NASDAQ in NYC, Sept. 2013...Threw out the first pitch at Yankee Stadium with J. Tavares (NYI) and D. Girardi (NYR) to promote the NHL *Stadium Series*, Aug. 9, 2013...Attended Cystic Fibrosis fundraiser, Sept. 6, 2011 in NYC...Majored in education at Miami University (OH); says he would be a teacher if not a hockey player...Brothers Matt and Shawn played hockey at Western Michigan and Lake Superior State, respectively...Has participated in USA Hockey's *Welcome Back Week* retention program for youth players to continue playing hockey...Appeared in a video supporting *You Can Play*, a campaign dedicated to fighting homophobia in sports...Lists his favorite TV shows as *Seinfeld*, *Family Guy* and *24*, and his favorite movie as *Old School*...Enjoys country music, especially Toby Keith...His earliest hockey memory is of his father waking him up at 5:00 AM at the age of five for Mites' practice, then eating breakfast with him afterwards...Taught roller hockey at a local rink at age 14...Lists steak and pasta as his favorite foods.





---

# TAYLOR HALL

---

**HEIGHT:** 6-1 • **WEIGHT:** 200 LBS. • **SHOOTS:** LEFT • **BORN:** 11/14/1991, CALGARY, ALTA.  
**DRAFTED:** EDMONTON'S 1ST CHOICE, 1ST OVERALL, IN 2010 ENTRY DRAFT

## LAST SEASON

Served as Alternate Captain for the fourth year in a row...Led team in scoring for third of the last four seasons; finished at least top three on the squad in each of his last six...Represented Oilers at 2016 All-Star Game in Nashville; was first-ever appearance...Played in all 82 games for the first time in his career; currently has a career-high 93 consecutive games-played streak dating back to the end of the 2014-15 season...Set season high with 2g-2a-4pts Dec. 11 vs. NYR; had seven 3-pt. games and five 2-pt. matches...Had seven-game point scoring streak Jan. 16-Feb. 4 (2g-7a-9pts)...Posted six-game point scoring streak Oct. 23-Nov. 3 (4g-8a-12pts); streak included consecutive 2 and 3 point games...Notched points in five straight Nov. 11-20 (3g-5a-8pts)...Three assists Dec. 21 vs. Wpg. was season high for helpers.

## CAREER

**2014-15:** Scored his first career penalty shot, Oct. 20 vs. TB (vs. B. Bishop)...Scored 100th NHL goal Nov. 25 at Dal. (vs. K. Lehtonen); also posted 250th NHL point with an assist Jan. 6 at Det...Had two season-high 2g-1a-3pts outings, Oct. 15 and Dec. 21; added four 2pt. outings...Missed 20 games Feb. 4 though Mar. 21 with lower body injury; missed three games Jan. 27-31 with leg injury...**2013-14:** Set career benchmarks across the board with 27g (tie, 2011-12), 53a, 80pts and 44 PIM...Led the Oilers in points and assists, was second in goals...Point mark tied him for sixth in the NHL/fourth in Western Conference...Finished in the Top 10 in League scoring for the second year in a row...Holds Oilers' record for scoring the fastest two goals with eight seconds Oct. 17 at NYI; previous record was nine seconds by W. Gretzky Feb. 18, 1981 vs. StL...Posted 100th assist Dec. 28 vs. Phi. and 200th point Feb. 6 at NYR; skated in 200th career game Dec. 17 at LA...**2012-13:** Started lockout shortened season with Oklahoma City (AHL) before NHL season commenced...Averaged over a point-



per-game with 50 points in 45 NHL contests...Paced Edmonton in points and assists, second in goals and third in PPG...Was a +5, the first/lone positive mark in his career...Recorded career high five-point game (1g-4a) Apr. 3 at Cgy...Set Oilers' record for fastest three goals to start a game (7:53); previous record was 12:38 by W. Gretzky...**2011-12:** Potted career high (later tied) 27 goals, 13 coming on the power play and 7 of the game winning variety...Had second career hat trick Nov. 19 vs. Chi...**2010-11:** Finished second on the team in points (42) & GWG (8); finished first in goals (22) and PPG (8)...Ranked fourth among NHL rookies in goals and first among rookie forwards in time on ice (18:12)...Posted first career hat trick Feb. 19 vs. Atl.; was a natural hat trick...Collected his first point by assisting on S. Horcoff's GWG Oct. 10 vs. Fla...Scored first career goal (vs. S. Mason) at 9:59 of third period of 3-2 loss at CBJ Oct. 28...**OTHER:** Spent three seasons, 2007-08 through 2009-10, with Windsor (OHL), winning back-to-back Memorial Cup Championships in his first two seasons with current Devils' teammate A. Henrique...Led OHL in playoff scoring during both title runs and was awarded the Stafford Smythe Memorial Trophy as Memorial Cup's MVP; first player in history to win the award twice in a row...Won back-to-back gold medals for Team Canada at the 2015 & 2016 World Championships...Won silver with Team Canada at 2010 World Junior Championships...Won gold with Canada at 2008 Ivan Hlinka Tournament in Slovakia...Was Oilers' first-ever number one overall selection.

VS.	GP	G	A	PTS	PIM	GP	G	A	PTS	PIM	GP	G	A	PTS	PIM		
ANA	22	4	9	13	16	DET	14	2	3	5	8	OTT	8	2	3	5	8
ARI	22	8	12	20	10	EDM	-	-	-	-	-	PHI	6	5	4	9	6
BOS	6	0	1	1	4	FLA	6	2	5	7	4	PIT	5	1	3	4	4
BUF	6	3	1	4	8	LA	20	5	8	13	6	SJ	25	11	11	22	14
CGY	25	7	16	23	12	MIN	18	4	7	11	21	STL	17	7	7	14	12
CAR	6	1	3	4	0	MTL	8	2	4	6	2	TB	7	4	4	8	2
CHI	18	9	13	22	4	NSH	16	6	8	14	6	TOR	7	3	4	7	2
COL	22	13	12	25	10	NJ	7	3	4	7	4	VAN	29	7	19	26	22
CBJ	12	5	9	14	17	NYI	7	3	2	5	4	WSH	6	1	1	2	2
DAL	19	6	8	14	8	NYR	7	3	4	7	4	WPG	10	5	11	16	14

YEAR	TEAM	LEAGUE	REGULAR SEASON											PLAYOFFS					
			GP	G	A	PTS	+/-	PIM	PP	SH	GW	GT	S	GP	G	A	PTS	PIM	
2004-05	CHNA Bantam	HCBAAA	-	-	-	-	-	-	-	-	-	-	-	-	-	-	-	-	-
2005-06	Grt. Kingston	ETABHL	-	-	-	-	-	-	-	-	-	-	-	-	-	-	-	-	-
2006-07	Grt. Kingston	ETAMMHL	32	47	45	92	-	14	-	-	-	-	-	-	-	-	-	-	-
2007-08	Windsor	OHL	63	45	39	84	-	22	-	-	-	-	-	-	-	-	-	-	-
2008-09	Windsor	OHL	63	38	52	90	-	60	-	-	-	-	5	2	3	5	2	-	-
2009-10	Windsor	OHL	57	40	*66	*106	-	56	-	-	-	-	19	17	18	*35	32	-	-
	Canada	WJC-A	6	6	6	12	-	0	-	-	-	-	-	-	-	-	-	-	-
2010-11	Edmonton	NHL	65	22	20	42	-9	27	8	0	4	186	-	-	-	-	-	-	-
2011-12	Edmonton	NHL	61	27	26	53	-3	36	13	0	7	207	-	-	-	-	-	-	-
2012-13	Edmonton	NHL	45	16	34	50	5	33	4	0	2	154	-	-	-	-	-	-	-
	Oklahoma City	AHL	26	14	20	34	-	33	-	-	-	-	-	-	-	-	-	-	-
	Canada	WC-A	8	2	1	3	-	0	-	-	-	-	-	-	-	-	-	-	-
2013-14	Edmonton	NHL	75	27	53	80	-15	44	7	0	4	250	-	-	-	-	-	-	-
2014-15	Edmonton	NHL	53	14	24	38	-1	40	3	0	1	158	-	-	-	-	-	-	-
	Canada	WC-A	10	7	5	12	-	6	-	-	-	-	-	-	-	-	-	-	-
2015-16	Edmonton	NHL	82	26	39	65	-4	54	4	0	6	286	-	-	-	-	-	-	-
	Canada	WC-A	10	6	3	9	-	2	-	-	-	-	-	-	-	-	-	-	-
<b>NHL TOTALS</b>			<b>381</b>	<b>132</b>	<b>196</b>	<b>328</b>	<b>-27</b>	<b>234</b>	<b>39</b>	<b>0</b>	<b>22</b>	<b>-1241</b>	-	-	-	-	-	-	-

ETAMMHL All-Star Team (2007) • CHL All-Rookie Team (2008) • CHL Rookie of the Year (2008) • OHL First All-Rookie Team (2008) • OHL Rookie of the Year (2008) • Memorial Cup All-Star Team (2009, 2010) • Won Stafford Smythe Memorial Trophy (Memorial Cup MVP) (2009, 2010) • OHL First All-Star Team (2009, 2010) • Won Wayne Gretzky 99 Award (OHL Playoff MVP) • OHL First All-Star Team (2009) • CHL Second All-Star Team (2010) • Played in CHL Top Prospects Game (2010) • Played in OHL All-Star Game (2010) • WC-A All-Star Team (2015) • Played in NHL All-Star Game (2016)

\*Led League

Traded to DEVILS by Edmonton for Adam Larsson, June 29, 2016.



**HIGHLIGHTS**

1st NHL GP: 10/7/10, Cgy. 0 @ Edm. 4 • 1st NHL Goal: 10/28/10, Edm. 2 @ CBJ 3 (SO) vs. S. Mason • 1st NHL Assist: 10/10/10, Fla. 2 @ Edm. 3 (OT) • Most Goals in Game: 3; four times, last time 12/5/13, Col. 2 @ Edm. 8 • Most Assists in Game: 4; 4/3/13, Edm. 8 @ Cgy. 2 • Most Pts. in Game: 5; 4/3/13, Edm. 8 @ Cgy. 2 (1g-4a) • Most PIM in Game: 15; 2/21/13, Min. 3 @ Edm. 1 (maj., misc.) • Most Shots in Game: 10; 4/1/14, Edm. 4 @ SJ 5 • GP Streak: 93; 3/21-4/11/15 (11), 10/8/15-4/9/16 (82) (current) • Goal-Scoring Streak: 4; 3 times, last time 12/4-11/15 (5g) • Assist-Scoring Streak: 7; 1/16-2/4/16 (7a) • Point-Scoring Streak: 7; 1/16-2/4/16 (2g-7a-9pts) • Penalties: 107 min., 2 maj., 1 game misc. • Multiple-Pt. Games: 50 2-pt. games, 22 3-pt. games, 4 4-pt. games, 1 5-pt. game • Shootouts: 4-15 (26.7%).

**PERSONAL**

Father, Steve, was a defensive back and wide receiver in the CFL, playing for Edmonton, Winnipeg, Toronto and Ottawa; later went on to represent Canada in international bobsledding competitions...Started playing hockey at age five and remembers playing on his backyard rink while growing up...Big fan of the Blue Jays, took batting practice at Rogers Centre this past summer...Fan of The Tragically Hip, went to their concert in Kingston this past summer...Was once roommates with former Oiler teammate and new Devil teammate L. Gazdic...Supports the Boys and Girls Clubs of Kingston, hosts an annual ball hockey tournament in the summer...In years past, participated in the Clowe Purcell Golf Classic with now current Devils' Assistant Coach Ryane Clowe... Every summer participates in the BioSteel Camp; this year with teammates J. Blandisi, M. Cammalleri, L. Gazdic and D. Smith-Pelly.

**HAT TRICKS**

NO.	DATE	SCORE	GOALTENDER(S)
1.	*2/19/11	Atlanta 3 at EDMONTON 5	Chris Mason
2.	11/19/11	Chicago 2 at EDMONTON 9	C. Crawford (2), R. Emery (1)
3.	3/30/13	Vancouver 0 at EDMONTON 4 (GW)	C. Schneider (1), R. Luongo (2)
4.	12/5/13	Colorado 2 at EDMONTON 8	Semyon Varlamov

\*Indicates natural hat trick.

**PENALTY SHOTS**

DATE	OPPOSITION	RESULT	SCORE
10/20/14	vs. Ben Bishop, TB	SCORE	TB 2 @ Edm. 3

**ALL-STAR GAMES**

YEAR	TEAM	GP	G	A	PTS	PIM
2016	Pacific Division (Edm.)	2	2	1	3	0

**YOUNGSTARS GAMES**

YEAR	TEAM	GP	G	A	PTS	PIM
2011	Team Lidstrom (Edm.)	<i>SuperSkills Only</i>				







# SETH HELGESON

**HEIGHT:** 6-4 • **WEIGHT:** 210 LBS. • **SHOOTS:** LEFT • **BORN:** 10/08/1990, FARIBAULT, MN  
**DRAFTED:** NEW JERSEY'S 4TH CHOICE, 114TH OVERALL, IN 2009 ENTRY DRAFT

## LAST SEASON

Split second professional campaign between AHL (49 games) and NHL (22) Devils... Assigned to Albany (AHL) Oct. 4 after attending his second NHL training camp... Despite time in NHL, completed season fourth among A-Devils' rearguards with 2g-10a-12pts... Totals included season-high three-game point-scoring streak Feb. 21-27 (1g-4a-5pts) and career-high three assists/points Feb. 27 at Syracuse... Recalled by New Jersey/made NHL debut Nov. 11 vs. Minnesota, his hometown team; posted first assist/point that night... Saw action in 21 of 29 contests until Jan. 13 re-assignment to Albany; stretch included season-high seven straight matches through Nov. 25... Also recalled/re-assigned Apr. 9/Apr. 10; made last NHL appearance of season Apr. 9 at Tampa Bay.

## CAREER

**2014-15:** Split second professional campaign between AHL (49 games) and NHL (22) Devils... Assigned to Albany (AHL) Oct. 4 after attending his second NHL training camp... Despite time in NHL, completed season fourth among A-Devils' rearguards with 2g-10a-12pts... Totals included season-high three-game point-scoring streak Feb. 21-27 (1g-4a-5pts) and career-high three assists/points Feb. 27 at Syracuse... Recalled by New Jersey/made NHL debut Nov. 11 vs. Minnesota, his hometown team; posted first assist/point that night... Saw action in 21 of 29 contests until Jan. 13 re-assignment to Albany; stretch included season-high seven straight matches through Nov. 25... Also recalled/re-assigned Apr. 9/Apr. 10; made last NHL appearance of season Apr. 9 at Tampa Bay... **2013-14:** Played in 75 games with Albany (AHL) during first pro season; signed first contract Apr. 11, 2013... Games-played total was first, while plus-12 mark was third among the club's defensemen; led all of the team's skaters with 100 penalty minutes... Stats showed points in back-to-back games twice: Apr. 11-12 (2a) and Jan. 7-10 (2a)... Was scoreless in four post-season contests... **OTHER:** Made pro debut by appearing in four games with Albany in 2012-13 upon completion of his collegiate career; signed amateur tryout agreement Apr. 5, 2012... Played four seasons with the

University of Minnesota (WCHA), where he was named to the league's 2012 and 2013 All-Academic Teams... Golden Gophers' totals show 7g-20a-27pts and 222 PIM in 150 appearances, including the 2012 NCAA Frozen Four and 2013 NCAA West Regional...Three-time recipient of school's Donald M. Clark Community Service Award as a freshman, sophomore and junior... Represented the United States at the 2007 and 2008 World Junior A Challenge, winning the Gold Medal his second year...Spent two seasons, 2007-08 and 2008-09, with Sioux City (USHL), and participated in the league's 2009 All-Star Game.



**HIGHLIGHTS**

1st NHL GP: 11/11/14, Min. 1 @ NJ 3 • 1st NHL Goal: None • 1st NHL Assist: 11/11/14, Min. 1 @ NJ 3 • Most Goals in Game: None • Most Assists in Game: 1; 3 times, last time 2/16/16, Phi. 6 @ NJ 3 • Most Pts. in Game 1; 3 times, last time 2/16/16, Phi. 6 @ NJ 3 • Most PIM in Game: 7; 2 times, last time 2/9/16, Edm. 1 @ NJ 2 (min., maj.) • Most Shots in Game: 3; 3/20/16, CBJ 1 @ NJ 2 • GP Streak: 12; 1/23-2/20/16 • Goal-Scoring Streak: None • Assist-Scoring Streak: 1; 3 times, last time 2/16/16, Phi. 6 @ NJ 3 (1a) • Point-Scoring Streak: 1; 3 times, last time 2/16/16, Phi. 6 @ NJ 3 (0g-1a-1pt) • Penalties: 10 min., 3 maj. • Multiple-Pt. Games: None • Shootouts: None.

**PERSONAL**

Grew up skating on outdoor rinks as a child and mentions that as his favorite hockey memory...Mother is a school teacher and his father was a school principal...Favorite sports team is the Minnesota Vikings; favorite NHL players were Brett Hull and Chris Pronger...Hobbies include golf and fishing...Enjoys watching *Friday Night Lights* and *Entourage*; favorite movie is *The Town*...If he could have only one meal, it would be steak and potatoes.

VS.	GP	G	A	PTS	PIM	GP	G	A	PTS	PIM	GP	G	A	PTS	PIM
ANA	1	0	0	0	0	DET	0	0	0	0	OTT	1	0	0	0
ARI	0	0	0	0	0	EDM	2	0	0	0	PHI	4	0	2	2
BOS	2	0	0	0	2	FLA	1	0	0	0	PIT	1	0	0	0
BUF	1	0	0	0	0	LA	2	0	0	0	SJ	1	0	0	0
CGY	1	0	0	0	0	MIN	1	0	1	1	STL	0	0	0	0
CAR	1	0	0	0	0	MTL	1	0	0	0	TB	2	0	0	0
CHI	1	0	0	0	0	NSH	0	0	0	0	TOR	2	0	0	0
COL	1	0	0	0	0	NJ	-	-	-	-	VAN	1	0	0	0
CBJ	2	0	0	0	0	NYI	3	0	0	0	WSH	5	0	0	0
DAL	0	0	0	0	0	NYR	2	0	0	0	WPG	2	0	0	0

YEAR	TEAM	LEAGUE	REGULAR SEASON										PLAYOFFS					
			GP	G	A	PTS	+/-	PIM	PP	SH	GW	GT	S	GP	G	A	PTS	PIM
2006-07	Faribault H.S.	MN	27	19	17	36	-	0	-	-	-	-	-	-	-	-	-	-
2007-08	Sioux City	USHL	58	3	8	11	-	41	-	-	-	-	-	4	0	1	1	2
2008-09	Sioux City	USHL	58	4	12	16	-	64	-	-	-	-	-	-	-	-	-	-
2009-10	U. Minnesota	WCHA	31	1	0	1	-	24	-	-	-	-	-	-	-	-	-	-
2010-11	U. Minnesota	WCHA	36	1	6	7	-	66	-	-	-	-	-	-	-	-	-	-
2011-12	U. Minnesota	WCHA	43	5	9	14	-	70	-	-	-	-	-	-	-	-	-	-
2012-13	U. Minnesota	WCHA	40	0	5	5	-	62	-	-	-	-	-	-	-	-	-	-
	Albany	AHL	4	0	0	0	-	2	-	-	-	-	-	-	-	-	-	-
2013-14	Albany	AHL	75	1	9	10	-	100	-	-	-	-	4	0	0	0	0	2
2014-15	Albany	AHL	49	2	10	12	-	58	-	-	-	-	-	-	-	-	-	-
	DEVILS	NHL	22	0	2	2	-	18	0	0	0	11	-	-	-	-	-	-
2015-16	Albany	AHL	42	2	5	7	-	52	-	-	-	-	11	0	4	4	14	-
	DEVILS	NHL	19	0	1	1	5	17	0	0	0	9	-	-	-	-	-	-
<b>DEVILS TOTALS</b>			<b>41</b>	<b>0</b>	<b>3</b>	<b>3</b>	<b>1-</b>	<b>35</b>	<b>0</b>	<b>0</b>	<b>0</b>	<b>0</b>	<b>20</b>	<b>-</b>	<b>-</b>	<b>-</b>	<b>-</b>	<b>-</b>
<b>NHL TOTALS</b>			<b>41</b>	<b>0</b>	<b>3</b>	<b>3</b>	<b>1-</b>	<b>35</b>	<b>0</b>	<b>0</b>	<b>0</b>	<b>0</b>	<b>20</b>	<b>-</b>	<b>-</b>	<b>-</b>	<b>-</b>	<b>-</b>

Played in USHL All-Star Game (2009) • WCHA All-Academic Team (2012, 2013)





# ADAM HENRIQUE


**HEIGHT:** 6-0 • **WEIGHT:** 195 LBS. • **SHOOTS:** LEFT • **BORN:** 02/06/1990, BRANTFORD, ONT.  
**DRAFTED:** NEW JERSEY'S 4TH CHOICE (3RD ROUND), 82ND OVERALL, IN 2008 ENTRY DRAFT

## LAST SEASON

Set new career-highs with 30 goals, plus-10 mark and 80 games played; finished second in NHL with 20.1 shooting-percentage...Led NJ/was fourth (tie) in NHL with career-high eight GWG...Recorded 200th point with PPA Mar. 31 at Florida...Scored 2g, including third career OTG Mar. 3 at Nashville...Also scored OT goal Feb. 13 at Philadelphia...Had points in season-high four straight games twice: Feb. 6-13 (3g-2a-5pts) & Nov. 22-28 (3g-2a-5pts)...Had goals in three straight games twice: Mar. 1-4 (4g) & Nov. 22-27 (3g)...Recorded points in back-to-back games five times, most recently Mar. 17-19 (3g)...Posted 12 multi-point games, including two season-high 3pt. efforts: Dec. 6 vs. Florida (1g-2a) & Oct. 22 at Ottawa (2g-1a)...Posted 1g-1a-2pts four times, most recently Feb. 9 vs. Edmonton...Registered 2a three times, most recently Jan. 2 vs. Dallas...Recorded 100th assist Jan. 19 vs. Calgary...Appeared in 300th game Dec. 19 vs. Anaheim...Missed two games Dec. 11-13 (lower body)...Scored 2 SHG: Nov. 8 vs. Vancouver & Oct. 24 at Buffalo (GWG); career total of 11 is tied for third (D. Brown & S. Richer) in franchise history...Was 1/4 in the shootout this season.

## CAREER

**2014-15:** Led Devils in scoring for first time with 16g-27a-43pts in 75 games; point-total was fewest ever to lead squad over a full season (A. Broten, 55pts, 1982-83)...Also led club with 5g-11a-16pts on the power play...Scored three GWG: Feb. 21 vs. Carolina, Dec. 8 at Carolina and Nov. 21 at Edmonton...Recorded points in season-high four straight games Mar. 12-20 (2g-3a-5pts); registered points in three straight twice...Posted points in back-to-back games four times...Registered 11 multiple-point games, including sixth career two-goal game Mar. 8 vs. Philadelphia...Recorded 1g-1a-2pts four times; also had six two-assist outings...Was unsuccessful on PS attempt (vs. M. Neuwirth) Feb. 17 vs. Buffalo; is now 0/2 in his career...Was 0/2 in the shootout...Appeared in his 200th career NHL game Oct. 21 vs. NY Rangers...Missed 7 games due to injury: Nov. 29 at NY Islanders (upper body), as well as six straight Nov. 6-15 (lower body)...**2013-14:** Established career high with 77 games played...Finished first on Devils with career-high 25 goals; was second (M. Zidlicky) with career-high seven power play goals and fourth with 43 points...Also established career highs with four game-winning goals and 137 shots on goal; set career high with 8 shots Jan. 24 vs. Washington...Led club with three shorthanded goals: Mar. 8 vs. Carolina, Feb. 27 vs. Columbus and Oct. 29 vs. Tampa Bay...Named NHL's *Third Star of the Week* for the period ending Mar. 2; had 4g-2a-6pts in 3 games...Recorded goals/points in season-high six straight games Feb. 27-Mar. 8 (9g-2a-11pts); goals in six straight tied team record...Notched three two-goal games: Mar. 8 vs. Carolina, Mar. 7 at Detroit and Feb. 27 vs. Columbus...Also had four 1g-1a-2pt efforts, most recently Mar. 2 vs. San Jose to reach 100-point mark in NHL career...Matched career high (tie) with two assists Mar. 20 vs. Minnesota...Unsuccessful on first career penalty shot attempt in season opener Oct. 3 at Pittsburgh (vs. M.A. Fleury)...Missed final 5 games of campaign Apr. 5-13 (lower body)...**2012-13:** Played in 42 of the final 43 games after making NHL season debut/posting goal Jan. 31 vs. NY Islanders; was a healthy "scratch" Apr. 23 vs. Montreal...Total included his 100th career NHL match Mar. 19 vs. NY Rangers...Completed campaign tied for third on squad with 11g (I. Kovalchuk)...Recorded points in season-high five straight games Feb. 3-10 (3g-2a-5pts); totals included goals in three straight contests Feb. 5-9 (3g)...Matched career high in lone multiple-point effort of season with 2g-1a-3pts Mar. 13 vs. Philadelphia...Notched fifth/sixth career SHG over a three-game span Mar. 2 at Buffalo/Mar. 5 vs. Tampa Bay...Activated Jan. 31 after missing 5 games with left thumb injury suffered during Nov. 25 AHL contest vs. Wilkes-Barre/Scranton (Atlantic City, NJ); underwent a procedure to repair the Ulnar Collateral Ligament four days later...American Hockey League stats showed 5g-3a-8pts in 16 games...Totals included season-high 2a Nov. 17 at St. John's; and points in back-to-back games twice, most recently Nov. 24-25 (1g-1a-2pts)...Served as an alternate captain with Albany (AHL)...**2011-12:** A finalist for the Calder Memorial Trophy as league's top rookie; finished third in the balloting...Named NHL's top rookie for December; led all first-year players with 5g-8a-13pts...Third among the league's rookies/fourth on squad with 51pts; first among first-year players/fourth on club with 35a; and sixth among rookies/seventh on team with 16g...Point-total was fourth among first-year players in franchise history; passed P. Verbeek (47, '83-84) with assist Mar. 27 vs. Chicago...Recorded points in team season-high (tie, P. Elias, 3 times & Z. Parise) seven straight games Nov. 25-Dec. 8 (2g-7a-9pts)...Notched 14 multiple-point games, including season-high 1g-2a-3pts Dec. 12 at Tampa Bay and lone 2g game Nov. 5 vs. Winnipeg (OT)...Selected to participate as a rookie at NHL



All-Star Weekend, but did not attend due to injury...Tied for first in NHL with 4 SHG (C. Clutterbuck, Min. & M. Richards, LA); was tied for second with 3 SH assists (4 others) and tied for first with 7 SH points (Parise)...Missed five of eight contests Jan. 14-Feb. 4 (groin)...Added game-deciding goal in first career shootout attempt Dec. 8 vs. Ottawa...Saw action in 3 games during eight-day AHL assignment Oct. 14-22; made NHL season debut Oct. 8 vs. Philadelphia...Established Devils' single-season playoff rookie record with 8a (7, S. Gomez, '00; B. Rafalski, '00 & J. Dowd, '95)/13pts (Gomez, 10, '00)...Tied NHL single-season record with second series-clinching overtime goal in game six of Eastern Conference Finals vs. NY Rangers (M. Gelinac, Cgy., '04)...In ECQF vs. Florida, became just second rookie in league history to record a series-clinching OT goal (C. Lemieux, MTL, '86); was second rookie in team history (D. Brown, '88 WCF at Bos.) to record an OT goal...Finished third in NHL/led squad with plus-12 mark; one of just three players in team's lineup (D. Clarkson & A. Ponikarovsky) to finish "plus" in all four playoff rounds...**2010-11:** Spent most of first pro season with Albany; led club with 25g, 8 PP tallies, 5 GWG and one in OT (tie)...Finished second on club with 50pts (M. Anderson, 55pts), tying M. Taormina's franchise rookie record set previous season...Totals included two season-high 4-game point-scoring streaks: Mar. 26-Apr. 2 (2g-4a-6pts) and Feb. 12-18 (4g-2a-6pts)...Notched 11 2pt games, including 2g Feb. 15 at Charlotte and Jan. 15 vs. Springfield...Made NHL debut in regular-season finale Apr. 10 vs. Boston; recalled from AHL Devils that day...Named to New Jersey's season-opening roster Oct. 6; was re-assigned prior to Oct. 8 season opener...Made AHL Devils' debut Oct. 9 vs. Adirondack...**OTHER:** Spent four seasons, 2006-07 through 2009-10, with Windsor (OHL); compiled 111g-117a-228pts and 152 penalty minutes in 238 games played...A member of Spitfires' back-to-back Memorial Cup Championships his last two seasons...Named MVP of 2010 Ontario Hockey League playoffs; led league with 20g...Appeared in 2010 OHL All-Star Game...Represented Canada at 2010 World Junior Championships, winning Silver Medal.

**HIGHLIGHTS**

1st NHL GP: 4/10/11, Bos. 2 @ NJ 3 • 1st NHL Goal: 11/3/11, NJ 4 @ Phi. 3 (SO) vs. S. Bobrovsky • 1st NHL Assist: 10/27/11, NJ 3 @ Phx. 5 • 200th NHL Point: 3/31/16, NJ 2 @ Fla. 3 • 100th NHL Assist: 1/19/16, Cgy. 2 @ NJ 4 • 300th NHL GP: 12/29/15, Car. 2 @ NJ 3 • Most Goals in Game: 2; 10 times, last time 3/17/16, Min. 4 @ NJ 7 • Most Assists in Game: 2; 19 times, last time 1/2/16, Dal. 2 @ NJ 3 (OT) • Most Pts. in Game: 3; 4 times, last time 12/6/15, Fla. 2 @ NJ 4 • Most PIM in Game: 12; 4/11/15, NJ 2 @ Fla. 3 (min., misc.) • Most Shots in Game: 8; 1/24/14, Wsh. 1 @ NJ 2 • GP Streak: 86; 11/29/14-4/11/15 (58), 10/9/15-12/8/15 (28) • Goal-Scoring Streak: 6; 2/27-3/8/14 (9g) @ Assj-Scoring Streak: 11; 11/25-12/2/11 (4a) • Point-Scoring Streak: 7; 11/25-12/8/11 (2g-7a-9pts) • Penalties: 40 min., 2 maj., 1 misc. • Multiple-Pt. Games: 42 2-pt. games, 4 3-pt. games • Shootouts: 2-16 (12.5%).

**PERSONAL**

One of four sons – Michael, Cole and Shay – to Teresa and Joe Henrique...Is of Portuguese and Polish decent...Joined A. Greene and Cory and Jill Schneider at an event to raise awareness for Liberty Humane Society Animal Shelter in Jersey City, April 2015...Hometown of Burford, Ont. had a sign posted in his honor as *Hometown of Adam Henrique*; 200 people gathered at the local community centre to watch game one of the 2012 Stanley Cup Finals...CBC went to his hometown to do a feature during the 2012 NHL playoffs...Participated in *Hockey Night in Brantford* in August 2015 and helped raise \$96,000 which was donated to the Brant United Way; also participated in the 2012 *HNIB Homecoming Game* at the Gretzky Centre...Along with former Albany Devils defenseman Harry Young, annually participates in the Windsor Spitfires hockey camp for children...Ran a youth hockey camp at the Ice Vault Arena in Wayne, NJ, summer 2013...Was one of 27 NHL top prospects, along with A. Larsson, to attend 2011 NHLPA *Rookie Showcase* outside of Toronto for Panini America and Upper Deck trading card/memorabilia partners...First job was working summers on his father's farm picking tobacco.

VS.	GP	G	A	PTS	PIM	GP	G	A	PTS	PIM	GP	G	A	PTS	PIM		
ANA	7	1	2	3	4	DET	8	3	2	5	6	OTT	15	3	6	9	2
ARI	7	2	1	3	0	EDM	7	2	3	5	2	PHI	21	10	6	16	6
BOS	14	1	3	4	0	FLA	16	2	7	9	12	PIT	23	6	5	11	8
BUF	16	4	11	15	8	LA	7	0	0	0	0	SJ	6	3	3	6	2
CGY	6	3	3	6	7	MIN	6	3	3	6	2	STL	6	2	0	2	0
CAR	19	10	1	11	4	MTL	13	3	6	9	2	TB	16	6	8	14	4
CHI	7	1	2	3	7	NSH	6	2	1	3	0	TOR	16	5	5	10	6
COL	7	0	2	2	0	NJ	-	-	-	-	-	VAN	7	2	2	4	0
CBJ	14	6	3	9	2	NYI	20	5	7	12	6	WSH	18	4	4	8	2
DAL	8	2	4	6	4	NYR	22	4	5	9	4	WPG	11	3	0	3	0

**REGULAR SEASON**

YEAR	TEAM	LEAGUE	GP	G	A	PTS	+/-	PIM	PP	SH	GW	GT	S	GP	G	A	PTS	PIM
2005-06	Brantford	AHMMPL	33	31	21	54	-	-	-	-	-	-	-	-	-	-	-	-
2006-07	Windsor	OHL	62	23	21	44	-	20	-	-	-	-	-	-	-	-	-	-
2007-08	Windsor	OHL	66	20	24	44	-	28	-	-	-	-	5	2	3	5	4	
2008-09	Windsor	OHL	56	30	33	63	-	47	-	-	-	-	20	8	9	17	19	
2009-10	Windsor	OHL	54	38	39	77	-	57	-	-	-	-	19	*20	5	25	12	
	Canada	WJC-A	6	1	0	1	-	2	-	-	-	-	-	-	-	-	-	-
2010-11	Albany	AHL	73	25	25	50	-	26	-	-	-	-	-	-	-	-	-	-
	DEVILS	NHL	1	0	0	0	1	0	0	0	0	0	3	-	-	-	-	-
2011-12	DEVILS	NHL	74	16	35	51	8	7	0	*4	3	-	130	24	5	8	13	11
	Albany	AHL	3	0	1	1	-	2	-	-	-	-	-	-	-	-	-	-
2012-13	Albany	AHL	16	5	3	8	-	12	-	-	-	-	-	-	-	-	-	-
	DEVILS	NHL	42	11	5	16	3	16	3	2	2	-	78	-	-	-	-	-
2013-14	DEVILS	NHL	77	25	18	43	3	20	7	3	4	-	137	-	-	-	-	-
2014-15	DEVILS	NHL	75	14	27	43	6	34	5	0	3	-	127	-	-	-	-	-
2015-16	DEVILS	NHL	80	30	20	50	10	23	7	2	8	-	149	-	-	-	-	-
<b>DEVILS TOTALS</b>			<b>349</b>	<b>98</b>	<b>105</b>	<b>203</b>	<b>13</b>	<b>100</b>	<b>22</b>	<b>11</b>	<b>20</b>	<b>20</b>	<b>- 624</b>	<b>24</b>	<b>5</b>	<b>8</b>	<b>13</b>	<b>11</b>
<b>NHL TOTALS</b>			<b>349</b>	<b>105</b>	<b>203</b>	<b>13</b>	<b>100</b>	<b>22</b>	<b>11</b>	<b>20</b>	<b>20</b>	<b>- 624</b>	<b>24</b>	<b>5</b>	<b>8</b>	<b>13</b>	<b>11</b>	<b>11</b>

Won 99 Trophy (OHL Playoff MVP) (2010) • Played in OHL All-Star Game (2010) • NHL All-Rookie Team (2012)

\*Led League





# JACOB JOSEFSON


**HEIGHT:** 6-0 • **WEIGHT:** 190 LBS. • **SHOOTS:** LEFT • **BORN:** 03/02/1991, STOCKHOLM, SWE.  
**DRAFTED:** NEW JERSEY'S 1ST CHOICE, 20TH OVERALL, IN 2009 ENTRY DRAFT

## LAST SEASON

Established a new career-high with 10 assists and 14 points this season...Scored PPG Apr. 5 vs Buffalo...Returned to action Apr. 2 at Tampa Bay...Missed 12 games Mar. 6-31 (upper body)...Recorded PPA Mar. 3 at Nashville...Missed game Feb. 26 (ill)...Had points in back-to-back games Feb. 4-6 (1g-1a-2pts)...Scored first PPG of NHL career Jan. 23 at Winnipeg (GWG)...Missed 11 games Dec. 29-Jan. 19 (foot/lower body); had played in a career high 72 straight games since Jan. 19, 2015...Scored first goal of season Dec. 3 at Carolina...Appeared in his 200th NHL game Nov. 22 at Vancouver...Had points in back-to-back games Oct. 20-22 (0g-2a-2pts); notched a SHA Oct. 20 vs. Arizona...Was 3/7 in the shootout this season.

## CAREER

**2014-15:** Established new career highs with 6g-5a-11pts in 62 games played [3g-7a-10pts, '10-11 & 41 GP, '11-12]...Matched career high by appearing in each of team's final 36 games Jan. 19-Apr. 11 [also, Jan. 17-Apr. 3, '12]...Led New Jersey/finished fifth in NHL (tie, 8 others) with three SHG...Recorded second career multiple-point game Jan. 19 (1g-1a-2pts)...Netted three GDG: Apr. 3 vs. Montreal, Jan. 28 vs. Toronto and Oct. 30 vs. Winnipeg; was 5/8 (62.5%) in shootouts overall...Scored second career GWG Mar. 17 vs. Pittsburgh...Missed 6 games Dec. 29-Jan. 8 (ill); also missed 3 games Dec. 19-23 (groin)...Made season debut/posted assist Oct. 24 vs. Dallas...Did not dress in 11 contests, including six straight to open season Oct. 9-21...**2013-14:** Appeared in 27 games with New Jersey; spent entire year in NHL for first time during four-season North American career...Played in season-high six straight contests Nov. 23-Dec. 2; stretch included his 100th career NHL game Nov. 27 vs. Carolina...Scored lone goal of season/first career shorthanded goal Mar. 31 vs. Florida...Recorded first point of season with assist Dec. 23 at Chicago; made season debut Oct. 11 at Calgary...Missed last 5 games of season Apr. 5-13 with lower body injury suffered Apr. 4; also missed six contests Jan. 4-14 (ill)...Was a healthy "scratch" on 44 occasions...**2012-13:** Split campaign between AHL (38 games) and NHL Devils (22)...Notched lone NHL goal of campaign Apr. 23 vs. Montreal; was recalled from Albany (AHL) for second time Apr. 5...Posted first NHL assist/point of season Jan. 25 vs. Washington; made NHL season debut Jan. 19 at NY Islanders...Wore sweater nos. 16 and 9...Finished seventh on Albany with 10g-15a-25pts; was tied for second (B. Butler) with plus-11 mark...Totals included two AHL season-high four-game point-scoring streaks, most recently Nov. 10-17 (2g-2a-4pts)...Notched five multiple-point games, including two goals Oct. 20 at Worcester...Missed nine AHL contests Mar. 15-30 with upper body injury...**2011-12:** Totaled 2g-7a-9pts overall, as well as career-high +10 mark...Goal Mar. 23 vs. Toronto was his first since Mar. 30, 2011 vs. NY Islanders...Matched career high with points in three straight games Mar. 6-10 (3a); had points in back-to-back games Mar. 29-31 (1g-1a-2pts)...Injuries limited playing time to just 41 games, including career-high 36 straight appearances Jan. 17-Apr. 3 (since tied); missed two contests Apr. 5-7 with fractured left wrist...Returned to NHL lineup Jan. 17 vs. Winnipeg; recalled from Albany that morning following Jan. 10 assignment...Returned from injury Jan. 14 vs. Syracuse; posted goal in next appearance Jan. 16 vs. Adirondack...Missed 37 games with broken right clavicle suffered Oct. 21 vs. San Jose; injured against Sharks for second straight season...Picked up his first NHL point of season with assist Oct. 10 vs. Carolina...Made 2011-12 NHL debut in season opener Oct. 8 vs. Philadelphia...Also recalled from Albany Jan. 30 following Jan. 26 assignment; had 1g-1a-2pts in two AHL appearances during NHL All-Star break...Returned to Devils' lineup/made NHL playoff debut/posted assist in game four of Eastern Conference Finals vs. NY Rangers after missing 15 games due to wrist injury...**2010-11:** One of ten Devils' players to make their NHL debut; joined M. Fayne, S. Gionta, A. Henrique, O. Magnan, B. Mills, M. Taormina, M. Tedenby, A. Urbom and A. Vasyunov...Played in 28 NHL games and 18 games with AHL Devils during first season in North America...Recorded all ten NHL points (3g-7a-10pts) over an 18-game stretch Mar. 6-Apr. 10...Totals showed points in five of 6 games Mar. 12-22 (2g-4a-6pts), including career-high 3-game point-scoring streak (since tied) Mar. 12-17 (2g-2a-4pts), as well as points in back-to-back games Mar. 20-22 (2g-1a-3pts)...Notched career-high 1g-1a-2pts, including first career NHL goal (vs. A. Montoya) Mar. 12 vs. NY Islanders; first point with assist



Mar. 6 at NY Islanders...Added 3g-9a-12pts in 18 AHL games overall; totals included season-high 3-game point-scoring streak Jan. 22-28 (2g-3a-5pts) and 2g-1a-3pts Jan. 25 at Bridgeport...Returned to NHL lineup Feb. 19 at Carolina; recalled from Albany for second time Feb. 17...Assigned to Albany Jan. 7; missed 30 games Oct. 29-Jan. 6 with hand injury suffered Oct. 27 at San Jose...Underwent surgery to repair a detached ligament; was placed on Injured Reserve List Nov. 4, retroactive to Oct. 27...Made Devils/NHL debut Oct. 15 vs. Colorado; recalled from Albany Oct. 14...Made North American debut with AHL Devils Oct. 9 vs. Adirondack...Finished 0-1 in shootouts; took lone attempt Mar. 6 (Montoya)...Attended first NHL training camp in September; was scoreless in four pre-season games...Signed first North American contract May 14, 2010, same day as fellow Swede M. Tedenby...  
**OTHER:** Spent most of the 2008-09/2009-10 seasons with Djurgardens in the Swedish Elite League; team advanced to league finals in 2009-10... With 5g-11a-16pts, established team record for goals/points by a player aged 18-and-under...Made SEL debut Feb. 28, 2008 for lone senior team appearance of season...Represented Bronze Medal-winning Sweden at 2010 World Junior Championships in Saskatoon/Regina, Sask.; won Silver Medal at 2009 tourney in Ottawa, Ont... Began junior career with Djurgardens under-18 team in 2005-06; continued to see action with squad through 2008-09...A member of its 2006-07 under-16 championship team...Spent most of 2007-08 with Djurgardens junior team; helped U18 squad capture championship...Made first international appearance at 2008 World Junior under-18 Championships in Kazan, Rus.; recorded hat trick in first game vs. Belarus...Also drafted in the third round, 61st overall, of the 2009 KHL Junior Draft by SKA St. Petersburg.

**HIGHLIGHTS**

1st NHL GP: 10/15/10, Col. 3 @ NJ 2 • 1st NHL Goal: 3/12/11, NYI 2 @ NJ 3 (OT) vs. A. Montoya • 1st NHL Assist: 3/6/11, NJ 3 @ NYI 2 (SO) • 200th NHL GP: 11/22/15, NJ 3 @ Van. 2 • Most Goals in Game: 1; 17 times, last time 4/5/16, Buf. 3 @ NJ 1 • Most Assists in Game: 1; 33 times, last time 3/3/16, NJ 5 @ Nsh. 4 • Most Pts. in Game: 2; 2 times, last time 1/19/15, NJ 5 @ SJ 2 (1g-1a) • Most PIM in Game: 6; 2 times, last time 11/22/15, NJ 3 @ Van. 2 (3 min.) • Most Shots in Game: 4; 5 times, last time 2/4/16, NJ 2 @ Tor. 3 (SO) • GP Streak: 72; 10/9/15-12/26/15 (36); 1/19-4/11/15 (36) • Goal-Scoring Streak: 2; 3/12-15/11 (2g) • Assist-Scoring Streak: 3; 3/6-10/12 (3a) • Point-Scoring Streak: 3; 3/6-10/12 (3a) • Penalties: 31 min. • Multiple-Pt. Games: 2-2-pt. games • Shootouts: 9-18 (50.0%).

**PERSONAL**

The youngest of three brothers, all of whom began playing hockey with IK Göta...Played soccer until the age of 13, before deciding to focus entirely on hockey...Participated in Cystic Fibrosis fundraiser, Sept. 6, 2011 in NYC... His favorite international hockey memory was watching Sweden come back to tie Finland, 4-4, at the 2004 World Cup after Finland had held a 3-1 advantage in the first and 4-3 lead with 45 seconds remaining...Favorite on-ice moment was winning the under-16 national championship in Sweden with Djurgardens in 2006-07...Enjoyed watching H. Zetterberg and V. Lecavalier when he was growing up.

VS.	GP	G	A	PTS	PIM	DET	GP	G	A	PTS	PIM	OTT	GP	G	A	PTS	PIM
ANA	3	0	0	0	0	5	0	1	1	0	0	8	0	2	2	0	0
ARI	4	0	2	2	0	4	0	0	0	2	0	16	1	4	5	0	0
BOS	9	0	4	4	0	7	1	0	1	2	2	17	2	0	2	2	2
BUF	12	1	0	1	4	3	0	0	0	0	0	6	1	1	2	0	0
CGY	4	0	0	0	0	4	0	0	0	2	2	5	0	0	0	0	0
CAR	12	1	2	3	4	11	2	0	2	2	2	10	1	0	1	0	0
CHI	6	0	1	1	4	6	0	2	2	2	2	9	2	2	4	4	4
COL	5	0	0	0	0	-	-	-	-	-	-	5	0	0	0	0	10
CBJ	8	0	2	2	0	19	2	4	6	2	2	9	0	2	2	8	8
DAL	3	0	2	2	0	20	1	2	3	14	14	8	2	0	2	0	0
						LA	3	0	0	0	0	SJ	6	1	1	2	0
						MIN	4	0	0	0	2	STL	5	0	0	0	0
						MTL	11	2	0	2	2	TB	10	1	0	1	0
						NSH	6	0	2	2	2	TOR	9	2	2	4	4
						NJ	-	-	-	-	-	VAN	5	0	0	0	10
						NYI	19	2	4	6	2	WSH	9	0	2	2	8
						NYR	20	1	2	3	14	WPG	8	2	0	2	0

YEAR	TEAM	LEAGUE	REGULAR SEASON							PLAYOFFS								
			GP	G	A	PTS	+/-	PIM	PP	SH	GW	GT	S	GP	G	A	PTS	PIM
2005-06	Djurgardens	Swe. U18	5	1	1	2	-	0	0	-	-	-	-	-	-	-	-	-
2006-07	Djurgardens	Swe. U18	25	14	17	31	-	22	-	-	-	-	3	0	0	0	0	0
2007-08	Djurgardens	Swe. U18	4	1	2	3	-	12	-	-	-	-	6	0	6	6	4	8
	Djurgardens	Swe. Jr.	34	14	17	31	-	22	-	-	-	-	7	2	3	5	4	
2008-09	Djurgardens	Swe.	1	0	0	0	-	0	0	0	0	-	-	-	-	-	-	-
	Djurgardens	Swe. Jr.	5	1	2	3	-	8	-	-	-	-	6	1	3	4	4	8
	Djurgardens	Swe.	50	5	11	16	-	14	-	-	-	-	6	0	1	1	0	
2009-10	Djurgardens	Swe. U18	-	-	-	-	-	-	-	-	-	1	0	0	0	0	0	
	Sweden	WJC-A	6	0	0	0	-	2	-	-	-	-	-	-	-	-	-	
2010-11	Djurgardens	Swe.	43	8	12	20	-	20	-	-	-	14	3	2	5	4	4	
	Sweden	WJC-A	6	3	3	6	-	4	-	-	-	-	-	-	-	-	-	
2011-12	Albany	AHL	18	3	9	12	-	4	-	-	-	-	-	-	-	-	-	
	DEVILS	NHL	28	3	7	10	5	6	0	0	1	31	-	-	-	-	-	
2012-13	DEVILS	NHL	41	2	7	9	10	6	0	0	0	37	6	0	1	1	0	
	Albany	AHL	4	2	1	3	-	2	-	-	-	-	-	-	-	-	-	
2013-14	Albany	AHL	38	10	15	25	-	29	-	-	-	-	-	-	-	-	-	
	DEVILS	NHL	22	1	2	3	10	-	2	0	0	20	-	-	-	-	-	
2014-15	DEVILS	NHL	27	1	2	3	0	4	0	1	0	21	-	-	-	-	-	
	DEVILS	NHL	62	6	5	11	0	24	0	3	1	61	-	-	-	-	-	
2015-16	Sweden	WC-A	8	2	2	4	-	0	-	-	-	-	-	-	-	-	-	
	DEVILS	NHL	58	4	10	14	21	20	3	0	1	86	-	-	-	-	-	
<b>DEVILS TOTALS</b>			<b>238</b>	<b>17</b>	<b>33</b>	<b>50</b>	<b>16-</b>	<b>62</b>	<b>3</b>	<b>4</b>	<b>3</b>	<b>256</b>	<b>6</b>	<b>0</b>	<b>1</b>	<b>1</b>	<b>0</b>	
<b>NHL TOTALS</b>			<b>238</b>	<b>17</b>	<b>33</b>	<b>50</b>	<b>16-</b>	<b>62</b>	<b>3</b>	<b>4</b>	<b>3</b>	<b>256</b>	<b>6</b>	<b>0</b>	<b>1</b>	<b>1</b>	<b>0</b>	





---

# SERGEY KALININ

---

**HEIGHT:** 6-3 • **WEIGHT:** 200 LBS. • **SHOOTS:** LEFT • **BORN:** 03/17/1991, OMSK, RUS.  
**DRAFTED:** NOT DRAFTED; SIGNED AS A FREE AGENT BY NEW JERSEY

## LAST SEASON

Registered 8g-7a-15pts and 33 penalty minutes in 78 games in first NHL season...Represented Russia at the 2016 IIHF World Championships...Scored 2g for first career multi-goal game Apr. 7 vs. Tampa Bay...Registered a season-high six hits Mar. 6 vs. Pittsburgh...Had points in back-to-back games Mar. 3-4 (2a)...Recorded a "Gordie Howe hat trick" Feb. 23 vs. NY Rangers...Was sent to Albany, missed game Jan. 26 at Pit.; was recalled the next day...Missed game Jan. 23 at Winnipeg (ill)...Scored 3g over seven games Dec. 11-22: Dec. 22 at Detroit (GWG), Dec. 17 vs. Florida (PPG) & Dec. 11 vs Detroit (PPG)...Recorded 1g-1a-2pts (PP/GWG) Nov. 12 at Chicago...Scored first NHL goal Nov. 8 vs. Vancouver...Recorded first NHL point with 1a Oct. 24 at Buffalo...Made NHL debut in season-opener Oct. 9 vs. Winnipeg...Re-signed with New Jersey on July 7, 2016.

## CAREER

**2013-14:** Finished third among Albany (AHL) rookies/eighth on squad overall with 13g-13a-26pts...Recorded AHL career-high six-game point-scoring stretch (since tied) Nov. 20-Dec. 4 (5g-4a-9pts)...Totaled four multiple-point games, including season-high 2g-1a-3pts Nov. 30 vs. Bridgeport...Scored first career AHL goal Oct. 25 vs. Hartford; made AHL debut Oct. 6 at Hartford...Represented Team USA at 2014 World Junior Championships in Malmo, Swe.; registered 3g-1a-4pts in five appearances...USA teammates included Devils' prospect/defenseman S. Santini...**2012-13:** Joined Devils for start of shortened regular-season schedule in January; previously signed entry-level contract Aug. 14, 2012...Saw action in 17 of 29 NHL contests through Mar. 16; made NHL debut in season opener Jan. 19 at NY Islanders...At 18 years, ten months and 27 days, became eighth-youngest player in team history...Scored first NHL goal Feb. 9 vs. Penguins' netminder M.A. Fleury; picked up first assist the following night at Pittsburgh...Began season with Blainville-Boisbriand (QMJHL), where his father, former NHLer Stephane, served as assistant coach...Appeared in 35 games with Armada; posted 18g-10a-28pts, seven power play goals, 70 penalty minutes and plus-19 mark...Re-assigned to juniors Mar. 17; despite time missed, finished 11th on squad in scoring...**OTHER:** Spent the previous five seasons with Avangard Omsk (KHL)...In 2014-15, set career highs across the board with 12 goals, 13 assists, 25 points, 49 penalty minutes and 58 games played,





while serving as the club's captain...Scored 31 goals and 38 assists for 69 points and 113 penalty minutes in 213 career KHL games; added three goals and two assists with 12 penalty minutes in 39 playoff contests...Spent parts of the 2009-10 and 2010-11 seasons with Omskie Yastreby (MHL), made his KHL debut in 2009-10 and skated in the 2010 MHL All-Star Game...Has represented Russia at the 2011 World Junior Championships in Buffalo, NY and at the 2014 World Championships in Belarus, where he won a Gold Medal in both tournaments.

**HIGHLIGHTS**

1st NHL GP: 10/9/15, Wpg. 3 @ NJ 1 • 1st NHL Goal: 11/8/15, Van. 3 @ NJ 4 (OT) vs. R. Miller • 1st NHL Assist: 10/24/15, NJ 4 @ Buf. 3 • Most Goals in Game: 2; 4/7/16, TB 4 @ NJ 2 • Most Assists in Game: 1; 7 times, last time, 3/4/16, NJ 2 @ Dal. 4 • Most Pts. in Game: 2; 3 times, last time 4/7/16, TB 4 @ NJ 2 (2g) • Most PIM in Game: 5; 2/23/16, NYR 2 @ NJ 5 (maj.) • Most Shots in Game: 4; 11/12/15, NJ 3 @ Chi. 2 • GP Streak: 32; 2/2-4/9/16 (current) • Goal-Scoring Streak: 1; 7 times, 4/7/16 (2g) • Assist-Scoring Streak: 2; 3/3-4/16 (2a) • Point-Scoring Streak: 2; 3/3-4/16 (0g-2a-2pts) • Penalties: 14 min., 1 maj. • Multiple-Pt. Games: 3 2-pt. games • Shootouts: None.

**PERSONAL**

Grew up in Omsk, Russia and frequently jokes of how cold it was growing up there; would play hockey in temperatures as cold as minus-30...Was seven-years old when he first ice skated...Enjoyed playing soccer and outdoor hockey as a child...At the age of 12, got hooked on NHL hockey from seeing Alexander Ovechkin in a video game...Spends his summers in Russia and Spain...Names winning the Gold Medal with Team Russia at the 2014 World Championships in Belarus as one of his favorite hockey memories...While playing for Omsk (KHL), he attended school and earned a degree in management from the Institute of Management and Economics at the Omsk State University of Communications...Enjoys spending his free time in Hoboken and New York City.

VS.	GP	G	A	PTS	PIM		GP	G	A	PTS	PIM		GP	G	A	PTS	PIM
ANA	2	0	0	0	0	DET	3	2	0	2	0	OTT	3	0	0	0	2
ARI	2	0	0	0	0	EDM	2	0	0	0	0	PHI	4	0	0	0	4
BOS	3	0	0	0	2	FLA	3	1	0	1	0	PIT	3	0	0	0	2
BUF	3	0	1	1	2	LA	2	0	0	0	0	SJ	2	0	0	0	0
CGY	2	0	1	1	2	MIN	2	0	1	1	2	STL	2	0	0	0	2
CAR	4	0	0	0	0	MTL	3	0	0	0	0	TB	3	2	0	2	2
CHI	2	1	1	2	0	NSH	1	0	1	1	0	TOR	3	0	0	0	0
COL	2	0	0	0	0	NJ	-	-	-	-	-	VAN	2	1	0	1	0
CBJ	5	0	0	0	4	NYI	4	0	0	0	2	WSH	4	0	0	0	0
DAL	2	0	1	1	0	NYR	4	1	1	2	5	WPG	1	0	0	0	0

YEAR	TEAM	LEAGUE	REGULAR SEASON										PLAYOFFS						
			GP	G	A	PTS	+/-	PIM	PP	SH	GW	GT	S	GP	G	A	PTS	PIM	
2008-09	Omsk 2	Rus.-3	41	5	13	18	-	16	-	-	-	-	-	-	-	-	-	-	-
2009-10	Omsk	KHL	1	0	0	0	-	2	-	-	-	-	-	-	-	-	-	-	-
	Omskie	MHL	54	14	22	36	-	52	-	-	-	-	8	1	1	2	2	0	
2010-11	Omsk	KHL	24	0	1	1	-	0	-	-	-	-	8	0	1	1	1	0	
	Omskie	MHL	5	1	4	5	-	4	-	-	-	-	-	-	-	-	-	-	
	Russia	WJC-A	7	1	2	3	-	4	-	-	-	-	-	-	-	-	-	-	
2011-12	Omsk	KHL	53	9	9	18	-	20	-	-	-	-	19	2	1	3	10	0	
2012-13	Omsk	KHL	26	2	6	8	-	10	-	-	-	-	6	1	0	1	0	0	
2013-14	Omsk	KHL	51	8	9	17	-	32	-	-	-	-	-	-	-	-	-	-	
	Russia	WC-A	9	2	1	3	-	6	-	-	-	-	-	-	-	-	-	-	
2014-15	Omsk	KHL	58	12	13	25	-	49	-	-	-	-	6	0	0	0	2	0	
2015-16	DEVILS	NHL	78	8	7	15	9-	33	3	0	2	-	70	-	-	-	-	-	
	Russia	WC-A	10	0	3	3	-	4	-	-	-	-	-	-	-	-	-	-	
<b>DEVILS TOTALS</b>			<b>78</b>	<b>8</b>	<b>7</b>	<b>15</b>	<b>9-</b>	<b>33</b>	<b>3</b>	<b>0</b>	<b>2</b>	<b>-</b>	<b>70</b>	<b>-</b>	<b>-</b>	<b>-</b>	<b>-</b>	<b>-</b>	
<b>NHL TOTALS</b>			<b>78</b>	<b>8</b>	<b>7</b>	<b>15</b>	<b>9-</b>	<b>33</b>	<b>3</b>	<b>0</b>	<b>2</b>	<b>-</b>	<b>70</b>	<b>-</b>	<b>-</b>	<b>-</b>	<b>-</b>	<b>-</b>	

Played in MHL All-Star Game (2010)  
Signed as a free agent by DEVILS, May 29, 2015.





# KEITH KINKAID

**HEIGHT:** 6-3 • **WEIGHT:** 195 LBS. • **CATCHES:** LEFT • **BORN:** 07/04/1989, FARMINGVILLE, NY  
**DRAFTED:** NOT DRAFTED; SIGNED AS A FREE AGENT

## LAST SEASON

Established career-highs with nine wins and 23 games played...Helped United States finish fourth at 2016 IIHF World Championships...Took loss in last start Apr. 7 vs. Tampa Bay (18 saves/21 shots against + ENG)...Made a career-high 39 saves in win Mar. 29 vs. Boston...Started a career-high six straight games Mar. 6-19...Was relieved by Y. Danis Mar. 19 at Columbus (ND, 22:50, 3 GA/19 SA)...Named NHL's *Third Star of the Week* ending Mar. 13; was 2-0-0 with one ShO, 0.48 GAA and a .981 save % in two starts...Set new career-high with seventh win of season Mar. 12 at LA (22 saves)...Recorded second shutout Mar. 10 at San Jose (30 saves)...Recorded first NHL ShO Feb. 14 vs. Los Angeles (28 saves)...Stopped two of three shootout attempts (.667) this season.

## CAREER

**2014-15:** Completed first NHL season with a 6-5-4 mark, 2.59 goals-against average and .915 save% over 19 appearances/13 starts...Earned first career NHL win Dec. 19 vs. Tampa Bay (26 saves + 3/3 SO); became first goaltender to win first NHL game with New Jersey since S. Clemmensen (Jan. 20, '04 at Pit.)...Took shootout loss in first NHL start Dec. 9 vs. Chicago (37 saves + 0/2 SO)...Is only goaltender in NHL history to have each of his first three starts go to a SO (1-0-2, 1.84 GAA, .936 save %); was 2-2, while stopping eight of 12 shots faced (.667 save %) in SO overall...Posted season-high three-game winning streak over four appearances/three starts Feb. 21-Mar. 20 (3-0-0, 1.40 GAA, .951 save %)...Relieved C. Schneider on six occasions...Suffered lower body injury/was relieved by Schneider Feb. 21 vs. Carolina (W, 33:59, 17 SA/0 GA); missed next four games Feb. 23-28 as a result...Recalled from Albany (AHL) for second/final time Dec. 9...Finished 7-2-3, with one shutout, 2.19 GAA and .923 save % in 13 AHL games overall...Began campaign 4-0-2 over first six AHL starts Oct. 11-Nov. 2 (1 ShO, 1.95 GAA & .931 save %); recorded lone ShO of season Oct. 21 vs. Wilkes-Barre/Scranton (22 saves)...Among all netminders in A-Devils' history, ranks first with a 2.60 goals-against average, tied for first (J. Frazee) with ten shutouts, and second (Frazee) with 69 victories/143 games played...**2013-14:** Led Albany (AHL) in games played (43), minutes played (2,519), wins (24), shutouts (4/tie), save percentage (.912) and franchise-record 2.29 goals-against average...Posted 7-0-1 mark over eight starts Oct. 12-Nov. 20 (2 ShO, .942 save % & 1.47 GAA); stretch included season-high six-game winning streak Oct. 23-Nov. 20 (2 ShO, .944 save % & 1.48 GAA)...Faced season-high 39 shots/made season-high 38 saves Dec. 28 vs. Portland...Posted 4 ShO, most recently Feb. 8 at Bridgeport...Selected as the CCM/AHL *Player of the Week* for the period ending Nov. 17; won all three of his starts (.963 save % & 0.97 GAA)...Did not see any NHL action/served as M. Brodeur's backup three times during October call-up to New Jersey...**2012-13:** In second professional season, led AHL Devils with 45 appearances, 2,644 minutes, 21 wins and 2 ShO...Posted 5-0-1 mark over six decisions on two occasions, Dec. 26-Jan. 12 (.934 save % & 1.84 GAA) and Nov. 25-Dec. 14 (1 ShO, .927 save % & 2.14 GAA); both stretches included season-high 5-game winning streaks...Faced season-high 46 shots/stopped season-high 44 shots Dec. 1 at Adirondack...Notched 2 ShO: Dec. 9 at Connecticut (30 saves) and Oct. 20 at Worcester (30 saves)...Made NHL debut Mar. 5 vs. Tampa Bay, replacing J. Hedberg (25:45, 13 shots/12 saves)...**2011-12:** Led A-Devils with 42 games played, 2,347 minutes, 17 wins and 3 ShO...Was 6-0-2 over eight decisions Nov. 2-Dec. 4 (1 ShO, .912 save % & 2.77 GAA); stretch included season-high 3-game win streak Nov. 2-11 (1 ShO, .967 save % & 1.00 GAA)...Faced season-high 39 shots/made season-high 37 saves Mar. 17 at Hershey...Selected as the Reebok/AHL *Player of the Week* for period ending Dec. 25; made 36 saves Dec. 21 in Albany's 3-0 win vs. Binghamton in lone appearance that week...Also posted ShO Jan. 28 vs. Adirondack and Nov. 4 vs. Norfolk...Called up to New Jersey on two occasions in October; served as Hedberg's backup, but did not see any action...**OTHER:** Not drafted; signed free-agent contract Apr. 11, 2011 after two seasons at Union College (ECAC)...Completed 2010-11 season ranked first in ECAC



conference games in wins (17), ShO (2-tie), and GAA (1.90)...As a sophomore, helped lead Dutchmen to their first-ever NCAA Tournament appearance, making 26 saves in a 2-0 loss against eventual NCAA Champion Minnesota-Duluth, as well as their first Cleary Cup, marking a first-place finish in the ECAC...Named a 2010-11 AHCA First Team All-American, as well as First Team All-ECAC...Recipient of Ken Dryden Award as the league's top goaltender...Collegiate totals show a 37-18-6 mark, with 4 ShO, and 2.18 GAA in 63 appearances...In 2009-10, was named to the ECAC All-Rookie Team, while earning Third Team All-ECAC honors...Spent 2008-09 season with St. Louis (NAHL), where he helped lead the Bandits to the Robertson Cup Championship, while being named Most Valuable Player of the playoffs...During his lone NAHL campaign, was also named the league's MVP, goaltender of the year, and First Team All-Star...In 2007-08, played in 15 games with Des Moines (USHL)...Also played for the New York Bobcats of the Atlantic Junior Hockey League.

**HIGHLIGHTS**

1st NHL GP: 3/5/13, TB 5 @ NJ 2 (12 saves) • 1st NHL Start: 12/9/14, Chi. 3 @ NJ 2 (SO) (37 saves) • 1st NHL Win: 12/19/14, TB 2 @ NJ 3 (SO) (26 saves) • Most Shots Against in Game: 44; 2/7/15, NJ 2 @ Mtl. 6 • Most Saves in Game: 39; 3/29/16, Bos. 1 @ NJ 2 • Longest Unbeaten Streak: 4; 2/21-3/20/15 (3-0-0, 1.39 GAA, .951 save %); 12/9-19/14 (11-0-2, 1.69 GAA, .942 save %) • Longest Winning Streak: 3; 2/21-3/20/15 (3-0-0, 1.39 GAA, .951 save %) • Longest ShO Streak: 98:30; 3/6 (3:55), 3/10 (60:00), 3/12/16 (34:35) • GP Streak: 8; 3/3-19/16 • Start Streak: 6; 3/6-19/16 • Penalties: 1 min. • Multiple-Pt. Games: None • Shootouts: 5-15 (66.7%).

**PERSONAL**

Grew up idolizing former Devils' goaltender Martin Brodeur; had a shrine of items in his childhood bedroom in Farmingville, LI and wore no. 30 in youth hockey...Went to Islanders' games as a youngster with his father, John; Keith's grandparents had season tickets in section 313 at Nassau Coliseum during the Stanley Cup years...Also rooted for former Isles' goalie Eric Fichaud...Made his second career NHL start, Dec. 15, 2014 at the Coliseum in front of 50 family members and friends...Mentions watching hockey at the 1992 Olympics as having an influence on his interest in the game...Enjoys chicken parmesan and teriyaki steak...Listens to country music.

**SHUTOUTS**

NO.	DATE	SCORE
1.	2/14/16	Los Angeles 0 at NEW JERSEY 1
2.	3/10/16	NEW JERSEY 3 at San Jose 0

VS.	MINS	GA	SO	GAA	W-L-O/T	MINS	GA	SO	GAA	W-L-O/T	
ANA	140	12	0	4.97	0-3-0	MTL	183	11	0	3.60	1-2-0
ARI	0	0	0	0.00	0-0-0	NSH	119	5	0	2.52	1-1-0
BOS	60	1	0	1.00	1-0-0	NJD	-	-	-	-	-
BUF	60	1	0	1.00	1-0-0	NYI	161	6	0	2.24	0-0-2
CGY	0	0	0	0.00	0-0-0	NYR	48	3	0	3.79	0-0-0
CAR	212	6	0	1.70	3-1-0	OTT	0	0	0.00	0-0-0	
CHI	65	2	0	1.85	0-0-1	PHI	60	2	0	2.00	1-0-0
COL	0	0	0	0.00	0-0-0	PIT	58	6	0	6.00	0-1-0
CBJ	63	6	0	5.71	0-0-0	SJS	60	0	1	0.00	1-0-0
DAL	35	0	0	0.00	0-0-0	STL	68	5	0	4.41	0-2-0
DET	17	0	0	0.00	0-0-0	TBL	212	10	0	2.83	1-1-1
EDM	58	4	0	4.14	0-1-0	TOR	65	2	0	1.85	0-0-1
FLA	119	4	0	2.02	1-1-0	VAN	63	3	0	2.86	1-0-0
LAK	124	1	1	0.48	2-0-0	WSH	57	4	0	4.21	0-1-0
MIN	79	5	0	3.85	1-0-0	WPG	0	0	0	0.00	0-0-0

YEAR	TEAM	LEAGUE	REGULAR SEASON							PLAYOFFS							
			GP	W	L	O/T	MIN	GA	SO	AVG	GP	W	L	MIN	GA	SO	AVG
2007-08	New York	AJHL	29	20	5	0	1458	58	-	2.39	-	-	-	-	-	-	-
	Des Moines	USHL	15	4	9	2	844	48	0	3.41	-	-	-	-	-	-	-
2008-09	St. Louis	NAHL	40	*30	5	4	2393	71	*7	*1.78	*12	*10	2	*728	14	*3	*1.15
2009-10	Union College	ECAC	25	12	8	3	1478	61	1	2.48	-	-	-	-	-	-	-
2010-11	Union College	ECAC	*38	25	10	3	*2245	75	3	1.99	-	-	-	-	-	-	-
2011-12	Albany	AHL	42	17	15	8	2347	115	3	2.94	-	-	-	-	-	-	-
2012-13	Albany	AHL	45	21	17	6	2644	120	2	2.72	-	-	-	-	-	-	-
	DEVILS	NHL	1	0	0	0	26	1	0	2.31	-	-	-	-	-	-	-
2013-14	Albany	AHL	43	24	13	5	2519	96	4	2.29	4	1	3	238	9	0	2.26
2014-15	Albany	AHL	13	7	2	3	713	26	1	2.19	-	-	-	-	-	-	-
	DEVILS	NHL	19	6	5	4	925	40	0	2.59	-	-	-	-	-	-	-
2015-16	DEVILS	NHL	23	9	9	1	1241	58	2	2.91	-	-	-	-	-	-	-
	United States	WC-A	6	1	3	1	350	19	0	3.25	-	-	-	-	-	-	-
<b>DEVILS TOTALS</b>			<b>43</b>	<b>15</b>	<b>14</b>	<b>5</b>	<b>2192</b>	<b>99</b>	<b>2</b>	<b>2.71</b>	-	-	-	-	-	-	-
<b>NHL TOTALS</b>			<b>43</b>	<b>15</b>	<b>14</b>	<b>5</b>	<b>2192</b>	<b>99</b>	<b>2</b>	<b>2.71</b>	-	-	-	-	-	-	-

NAHL Most Valuable Player (2009) • NAHL First All-Star Team (2009) • NAHL Goaltender of the Year (2009) NAHL Playoff MVP (2009) • ECAC Third All-Star Team (2010) • ECAC All-Rookie Team (2010) • AHCA First All-American Team (2011) • Won Ken Dryden Award (ECAC top goaltender)(2011) • ECAC First All-Star Team (2011) • NCAA East First All-American Team (2011)

\*Led League

Signed as a free agent by DEVILS, April 18, 2011.





---

# BEN LOVEJOY

---

**HEIGHT:** 6-1 • **WEIGHT:** 205 LBS. • **SHOOTS:** RIGHT • **BORN:** 02/20/1984, CONCORD, NH  
**DRAFTED:** NOT DRAFTED, SIGNED AS A FREE AGENT.


## LAST SEASON

Member of the Penguins 2016 Stanley Cup Championship squad; brought the Stanley Cup to Thompson Arena at Dartmouth College during his day with the Cup...Notched his first career multi-point playoff game (1g-1a) in Game 3 of the SCF at SJ...Posted an assist on the GWG in Game 7 of the ECF vs. TB...Scored his third career playoff goal in Game 1 of Eastern Conference Second Round at Wsh...Led all defensemen by averaging 2:27 of shorthanded time-on-ice in the regular season...Suffered upper body injury Feb. 20 vs. TB, missed 16 games before return to the lineup Mar. 26 at Det...Played in his 300th NHL game Dec. 19 vs. Car...Had 1g-1a-2pts Nov. 25 vs. StL., including assist on OT winner...Also posted 1g-1a-2pts Oct. 29 vs. Buf. for his first multi-point game since Jan. 21, 2015.

## CAREER

**2014-15:** Ranked first among Penguins defenseman with 170 hits; had career-high 9 hits Mar. 28 at Arz...Finished the year with a -4 mark, the first season where he did not finish the year with a positive plus/minus...Traded back to Pittsburgh for Simon Despres, Mar. 2...Missed 21 games, Oct. 27-Dec. 12 with a hand injury...**2013-14:** Set career highs across the board in games played (78) goals (5), points (18), plus/minus (+21), shots (107); also led Anaheim with career-high 215 hits...Posted five-game assist/point streak, Dec. 17-28 (5a)...**2012-13:** Skated three games with Pittsburgh before being traded to Anaheim; had 10a in 32 games with the Ducks...Was sent to Anaheim for a 2014 fifth-round pick (Anthony Angello), Feb. 6...Named to participate in the AHL All-Star game...Won Wilkes-Barre/Scranton's Rookie of the Year Award...**2011-12:** Season limited to 34 games due to a broken wrist and arthroscopic knee surgery...**2010-11:** Posted 14 points and a plus-11 mark in only 47 games; set career high with 48 PIM...Was re-signed by the Penguins to a three-year contract June 21...Missed one game with a facial injury and two games due to the flu...**2009-10:** Suffered shoulder injury at the start of training camp, delaying the start of his season...Spent most of the season with Wilkes-Barre (65 games) and finished second among blueliners in points and assists...**2008-09:** Chosen to play in AHL All-Star Game for PlanetUSA All-Stars...Led entire league in plus/minus at +42 while being named to the league's second All-Star Team...Was recalled to Pittsburgh after AHL season ended May 17...**OTHER:** Played first full professional season with Wilkes-Barre/Scranton in 2007-08; helped Baby Pens reach the Calder Cup Final...Signed as a free agent by Wilkes-Barre, June 14, 2007...Skated three years with Dartmouth (ECAC); was named Second Team All-Ivy League and ECAC Third

All-Star Team as a senior; played in five AHL games with Norfolk at conclusion of senior season...Transferred to join the Big Green for his Sophomore season; sat out 2003-04 as a transfer...Spent 2002-03 Freshman year at Boston College (HE) and was named to the conference's All-Academic Team.



**HIGHLIGHTS**

1st NHL GP: 12/8/08, Buf. 4 @ Pit. 3 • 1st NHL Goal: 12/22/10, Fla. 2 @ Pit. 5 vs. S. Clemmensen • 1st NHL Assist: 11/14/09, Bos. 5 @ Pit. 6 (OT) • Most Goals in Game: 2; 1/3/14, Edm. 2 @ Ana. 5 • Most Assists in Game: 2; 4 times, last time 12/19/14, Ana. 2 @ Ott. 6 • Most Pts. in Game: 2; 8 times, last time 11/25/15, StL. 3 @ Pit. 4 (OT) (1g-1a) • Most PIM in Game: 12; 10/27/10, Pit. 3 @ TB 5 (min., misc.) • Most Shots in Game: 6; 2 times, last time 12/21/15, CBJ 2 @ Pit. 5 • GP Streak: 77; 3/4-4/11/15 (20), 10/8/15-2/20/16 (57) • Goal-Scoring Streak: 1; 15 times, last time 3/29/16 (1g) • Assist-Scoring Streak: 5; 12/17-28/13 (5a) • Point-Scoring Streak: 5; 12/17-28/13 (0g-5a-5pts) • Penalties: 73 min., 6 maj., 1 misc. • Multiple-Pt. Games: 8 2-pt. games • Shootouts: None.

**PERSONAL**

Nicknamed "The Reverend" after the Reverend Lovejoy character in *The Simpsons*; also noted in his Twitter handle, @RevLovejoy6...Married, wife's name is Avery; the couple met while both attended Dartmouth...Has a two-and-a-half year-old daughter, Lola... Has two brothers, Nick who played for Dartmouth College, and Matt who played lacrosse professionally for the Hamilton Nationals of Major League Lacrosse; his cousin, Gavin Bayreuther, plays at St. Lawrence (ECAC) and participated in the 2016 Devils Development Camp...His father, played hockey at Colby College, while his mother was a two-time All-American in lacrosse at UMass.

VS.	GP	G	A	PTS	PIM	GP	G	A	PTS	PIM	GP	G	A	PTS	PIM
ANA	4	0	1	1	0	DET	11	1	2	3	OTT	14	1	3	4
ARI	14	0	4	4	6	EDM	16	2	4	6	PHI	13	0	1	1
BOS	9	0	2	2	6	FLA	14	2	1	3	PIT	3	0	1	1
BUF	10	2	3	5	8	LA	12	0	1	1	SJ	16	1	1	2
CGY	10	1	2	3	11	MIN	10	0	0	0	STL	12	1	3	4
CAR	14	0	3	3	6	MTL	10	0	2	2	TB	10	0	2	2
CHI	9	0	3	3	0	NSH	8	0	0	0	TOR	13	0	6	6
COL	9	1	1	2	8	NJ	16	0	1	1	VAN	12	0	4	4
CBJ	11	1	1	2	9	NYI	12	0	2	2	WSH	10	1	3	4
DAL	12	0	0	0	6	NYR	9	1	1	2	WPG	11	0	4	4

YEAR	TEAM	LEAGUE	REGULAR SEASON											PLAYOFFS					
			GP	G	A	PTS	+/-	PIM	PP	SH	GW	GT	S	GP	G	A	PTS	PIM	
2000-01	Deerfield Academy	MA	-	6	12	18	-	-	-	-	-	-	-	-	-	-	-	-	
2001-02	Deerfield Academy	MA	-	11	19	30	-	-	-	-	-	-	-	-	-	-	-	-	
2002-03	Boston College	HE	22	0	6	6	-	-	-	-	-	-	-	-	-	-	-	-	
2003-04	Dartmouth	ECAC					D	O	I	D	N	O	T	P	L	A	Y	T	R
2004-05	Dartmouth	ECAC	32	2	11	13	-	28	-	-	-	-	-	-	-	-	-	-	-
2005-06	Dartmouth	ECAC	32	2	16	18	-	24	-	-	-	-	-	-	-	-	-	-	-
2006-07	Dartmouth	ECAC	32	7	16	23	-	28	-	-	-	-	-	-	-	-	-	-	-
	Norfolk	AHL	5	0	0	0	-	6	-	-	-	-	-	-	-	-	-	-	-
2007-08	Wilkes-Barre/Scranton	AHL	72	2	18	20	-	63	-	-	-	-	23	2	8	10	18	-	
2008-09	Pittsburgh	NHL	2	0	0	0	0	0	0	0	0	1	-	-	-	-	-	-	
	Wilkes-Barre/Scranton	AHL	76	7	24	31	-	84	-	-	-	-	12	1	1	2	14	-	
2009-10	Pittsburgh	NHL	12	0	3	3	8	2	0	0	0	14	-	-	-	-	-	-	
	Wilkes-Barre/Scranton	AHL	65	9	20	29	-	92	-	-	-	-	2	0	2	2	2	2	
2010-11	Pittsburgh	NHL	47	3	15	18	11	48	0	0	0	60	7	0	2	2	4	0	
2011-12	Pittsburgh	NHL	34	1	4	5	3	13	0	0	0	48	2	0	0	0	0	0	
2012-13	Pittsburgh	NHL	3	0	0	0	2	0	0	0	0	7	-	-	-	-	-	-	
2013-14	Anaheim	NHL	32	0	10	10	6	29	0	0	0	51	7	0	2	2	0	0	
2014-15	Anaheim	NHL	7	5	13	18	21	39	0	2	107	13	2	0	2	8	-	-	
2014-15	Anaheim	NHL	40	1	10	11	3	17	0	0	0	50	-	-	-	-	-	-	
	Pittsburgh	NHL	20	1	2	3	7	8	0	0	0	36	-	-	-	-	-	-	
2015-16	Pittsburgh	NHL	66	4	6	10	9	30	0	0	0	90	24	2	4	6	12	-	

**NHL TOTALS** 334 15 62 77 52 186 0 0 2 - 464 58 4 10 14 24

Played in AHL All-Star Game (2009) • AHL Second All-Star Team (2009)

\*Led League

Signed as a free agent by Wilkes-Barre (AHL), June 14, 2007. Signed as a free agent by Pittsburgh, July 7, 2008. Traded to Anaheim by Pittsburgh for Anaheim's fifth-round choice (Anthony Angello) in 2014 Entry Draft, February 6, 2013. Traded to Pittsburgh by Anaheim for Simon Despres, March 2, 2015. Signed as a free agent by DEVILS, July 1, 2016.





# JON MERRILL


**HEIGHT:** 6-3 • **WEIGHT:** 205 LBS. • **SHOOTS:** LEFT • **BORN:** 02/03/1992, OKLAHOMA CITY, OK  
**DRAFTED:** NEW JERSEY'S 1ST CHOICE (2ND ROUND), 38TH OVERALL, IN 2010 ENTRY DRAFT

## LAST SEASON

Registered 1g-4a-5pts in 47 games played this season...Missed 10 games Mar. 20-Apr. 9 (shoulder)... Posted 1a Mar. 17 vs. Minnesota...Missed three games Mar. 10-14 (maintenance)...Also missed 12 games Jan. 19-Feb. 16 (upper body)...Had three points over eight appearances Dec. 29-Jan. 10 (1g-2a-3pts)... Scored first goal of season Jan. 10 at Minnesota (GWG); three of five career goals have been GWG...Saw a season-high 24:01 of action Jan. 6 at Montreal...Played in a season-high 18 straight games Oct. 27-Dec. 4... Missed two games Oct. 18-20 (ill).

## CAREER

**2014-15:** Set new career highs with 12 assists and 14 points in 66 games played during second NHL campaign...Played in career-high 55 straight contests Dec. 4-Apr. 7; total included his 100th career NHL match Feb. 27 vs. Boston...Recorded SHA Jan. 19 at San Jose...Matched career high with points in back-to-back games Oct. 18-21 (1g-1a-2pts)...Returned to lineup/recorded second career multiple-point game with 2a Dec. 4 at Toronto; missed 14 games Nov. 4-Dec. 2 (arm)...Also missed final two regular-season games Apr. 9-11 (shot to leg)...**2013-14:** Saw action with both NHL (52 games) and AHL Devils (15) during first professional season...Recorded three assists in AHL season opener Oct. 6 at Hartford...Recalled from Albany (AHL)/made NHL debut Nov. 3 at Minnesota; suffered facial lacerations after seeing just 1:16 of ice time...Missed six contests Nov. 7-16; placed on Injured Reserve List Nov. 10, retroactive to Nov. 3...Assigned to Albany Nov. 18; played in three AHL contests until Nov. 25 recall under emergency conditions...Returned to NHL Devils' lineup/played in career-high 23 consecutive matches Nov. 25-Jan. 11 (since surpassed)...Notched first career NHL goal (vs. I. Bryzgalov) Feb. 7 vs. Edmonton; became first player in team history whose first tally was scored in overtime...Posted first career multiple-point game with 1g-1a-2pts Mar. 23 vs. Toronto, including game-winning tally...Had points in back-to-back games twice: Mar. 23-27 (1g-2a-3pts) and Jan. 14-16 (2a)...Also missed two games Mar. 31-Apr. 1 (cheek)...Led A-Devils' defensemen with 2g-5a-7pts at time of first recall; registered points in three straight games Oct. 23-26 (2g-1a-3pts)...Re-assigned to Albany upon completion of regular-season schedule; led squad with 1g-1a-2pts (tie) and ten penalty minutes in four playoff contests...**OTHER:** Joined Albany upon completion of collegiate career; made pro debut Mar. 29, 2013 vs. Hershey after signing first contract...Finished fifth among the club's defensemen with 1g-7a-8pts despite seeing action in just 12 games...Began pro career with four-game point-scoring streak Mar. 29-Apr. 5 (1g-5a-6pts); stretch included back-to-back two-assist outings Mar. 30-Apr. 2...Played three seasons at Michigan (CCHA); stats showed 11 goals and 36a for 47 points and 45 PIM in 82 appearances...Played in 2012/2013 CCHA Championship Games; helped lead Wolverines to 2011 NCAA Championship Game and CCHA regular-season title...Named to 2011 NCAA



Championship All-Tournament Team, 2011 CCHA All-Conference Second Team and 2011 CCHA All-Rookie Team...Finished first among Michigan defensemen with 7g-18a-25pts as a freshman... Named game's no. 1 star/notched 2g in school's 5-0 win over rival Michigan State at "The Big Chill at the Big House," Dec. 11, 2010 at Michigan Stadium in Ann Arbor...Represented Team USA at 2012 World Junior Championships in Calgary/Edmonton, Alta.; named team's no. 1 star in final game Jan. 4 vs. Switzerland... Helped lead USA to Bronze Medal-finish at 2011 World Junior tournament in Buffalo and Niagara, NY; was named one of team's top three players by coaching staff...Also named one of Team USA's top players at 2010 under-18 Tournament; won Gold Medal at 2009 tourney...Finished in second place at 2010 Six Nations Cup; first place at 2009 Four Nations Cup and 2009 Vlad Dzurilla Tournament...Drafted by New Jersey after spending the 2008-09 and 2009-10 seasons with the United States Development Program.

**HIGHLIGHTS**

1st NHL GP: 11/3/13, NJ 0 @ Min. 4 • 1st NHL Goal: 2/7/14, Edm. 1 @ NJ 2 (OT) vs. I. Bryzgalov • 1st NHL Assist: 11/29/13, NJ 5 @ Car. 2 • Most Goals in Game: 1; 5 times, last time 1/10/16, NJ 2 @ Min. 1 • Most Assists in Game: 2; 12/4/14, NJ 5 @ Tor. 3 • Most Pts. in Game: 2; 2 times, last time 12/4/14, NJ 5 @ Tor. 3 (2a) • Most PIM in Game: 4; 3/17/16, Min. 4 @ NJ 7 (2 min.) • Most Shots in Game: 4; 3 times, last time 3/8/15, Phi. 2 @ NJ 5 • GP Streak: 55; 12/4/14-4/7/15 • Goal-Scoring Streak: 1; 5 times, last time 1/10/16, NJ 2 @ Min. 1 • Assist-Scoring Streak: 2; 2 times, last time 3/23-27/14 (2a) • Point-Scoring Streak: 2; 3 times, last time 10/18-21/14 (1g-1a-2pts) • Penalties: 32 min. • Multiple-Pt. Games: 2-2-pt. games • Shootouts: None.

**PERSONAL**

Although born in Oklahoma City, OK, was raised in Brighton, MI...Grew up an avid Detroit Red Wings fan; recalls going to the team's Stanley Cup parades and sitting on his father's shoulders... Enjoys watching University of Michigan football, basketball and hockey; while at the University, was enrolled in the School of Literature Science and the Arts...Enjoys listening to rap music and playing basketball and golf in his spare time...Favorite post-practice meal is Chipotle.

VS.	GP	G	A	PTS	PIM	GP	G	A	PTS	PIM	GP	G	A	PTS	PIM
ANA	3	0	0	0	2	DET	6	0	1	4	OTT	6	0	0	2
ARI	5	0	2	2	0	EDM	3	1	0	1	PHI	8	0	0	2
BOS	5	0	1	1	0	FLA	5	0	1	1	PIT	8	0	1	2
BUF	6	0	0	0	2	LA	2	0	1	2	SJ	4	0	3	6
CGY	3	0	0	0	6	MIN	5	1	1	2	STL	2	0	0	2
CAR	11	0	2	2	2	MTL	9	0	2	2	TB	5	0	0	0
CHI	6	0	2	2	0	NSH	5	0	1	1	TOR	5	1	4	5
COL	5	0	1	1	0	NJ	-	-	-	-	VAN	3	0	0	0
CBJ	11	0	1	1	6	NYI	10	0	0	4	WSH	8	0	0	4
DAL	6	1	0	1	2	NYR	7	1	0	1	WPG	3	0	1	1

YEAR	TEAM	LEAGUE	REGULAR SEASON										PLAYOFFS						
			GP	G	A	PTS	+/-	PIM	PP	SH	GW	GT	S	GP	G	A	PTS	PIM	
2007-08	Detroit	MWEHL	25	2	9	11	-	26	-	-	-	-	-	-	-	-	-	-	-
	Detroit	MEHL	-	9	30	39	-	-	-	-	-	-	-	-	-	-	-	-	-
2008-09	United States	NAHL	26	2	2	4	-	14	-	-	-	-	-	-	-	-	-	-	-
	United States	USDP-17	8	0	1	1	-	6	-	-	-	-	-	-	-	-	-	-	-
2009-10	United States	USDP-18	9	1	2	3	-	4	-	-	-	-	-	-	-	-	-	-	-
	United States	USHL	22	1	8	9	-	12	-	-	-	-	-	-	-	-	-	-	-
2010-11	United States	USDP-18	34	4	19	23	-	6	-	-	-	-	-	-	-	-	-	-	-
	Michigan	CCHA	42	7	18	25	-	16	-	-	-	-	-	-	-	-	-	-	-
2011-12	United States	WJC-A	6	1	4	5	-	0	-	-	-	-	-	-	-	-	-	-	-
	Michigan	CCHA	19	2	9	11	-	15	-	-	-	-	-	-	-	-	-	-	-
2012-13	United States	WJC-A	6	0	4	4	-	6	-	-	-	-	-	-	-	-	-	-	-
	Michigan	CCHA	21	2	9	11	-	14	-	-	-	-	-	-	-	-	-	-	-
2013-14	Albany	AHL	12	1	7	8	-	4	-	-	-	-	-	-	-	-	-	-	-
	Albany	AHL	15	2	8	10	0	0	-	-	-	-	4	1	1	2	10	-	-
2014-15	DEVILS	NHL	52	2	9	11	3-	12	0	0	2	-	45	-	-	-	-	-	-
	DEVILS	NHL	66	2	12	14	14-	24	2	0	0	-	47	-	-	-	-	-	-
2015-16	DEVILS	NHL	47	1	4	5	15-	28	0	0	1	-	30	-	-	-	-	-	-
<b>DEVILS TOTALS</b>			<b>165</b>	<b>5</b>	<b>25</b>	<b>30</b>	<b>32-</b>	<b>64</b>	<b>2</b>	<b>0</b>	<b>3</b>	<b>-</b>	<b>122</b>	<b>-</b>	<b>-</b>	<b>-</b>	<b>-</b>	<b>-</b>	<b>-</b>
<b>NHL TOTALS</b>			<b>165</b>	<b>5</b>	<b>25</b>	<b>30</b>	<b>32-</b>	<b>64</b>	<b>2</b>	<b>0</b>	<b>3</b>	<b>-</b>	<b>122</b>	<b>-</b>	<b>-</b>	<b>-</b>	<b>-</b>	<b>-</b>	<b>-</b>

CCHA Second All-Star Team (2011) • CCHA All-Rookie Team (2011) • NCAA Championship All-Tournament Team (2011)





# JOHN MOORE

**HEIGHT:** 6-3 • **WEIGHT:** 210 LBS. • **SHOOTS:** LEFT • **BORN:** 11/19/1990, WINNETKA, IL  
**DRAFTED:** COLUMBUS' 1ST CHOICE, 21ST OVERALL, IN 2009 ENTRY DRAFT


## LAST SEASON

Had career high 19pts (4g-15a) in 73 games played during first season with New Jersey (4g-11a-15pts, 2013-14); also had a career-high 1g-5a-6pts on the PP...Had 1a Apr. 7 vs Tampa Bay...Had points in back-to-back games five times, most recently Apr. 7-9 (2a)...Played in 300th game of NHL career Apr. 2 at Tampa Bay...Scored third OT goal of season/his career Mar. 12 at Los Angeles; is just the second d'man in franchise history to score 3 OTG in a season (S. Niedermayer, 2001-02)...Assisted on OT goal Mar. 3 at Nashville & Feb. 13 at Philadelphia...Missed three games Jan. 23-Feb. 2 (lower body) & four games Jan. 8-14 (lower body)...Scored 2nd career OT goal Jan. 2 vs. Dallas...Posted 2a Dec. 3 at Carolina...Registered 1g-1a-2pts, including OT goal, Nov. 28 at Montreal...Scored first goal with NJ Oct. 31 vs. NYL...Missed game Oct. 13 vs. Nashville (right arm).

## CAREER

**2014-15:** Began fourth NHL season/fifth professional campaign with NY Rangers (38 games) until Mar. 1 trade to Arizona (19)...Traded mid-season for second time in three seasons; combined for 2g-9a-11pts and 30 penalty minutes overall...Totals included lone multiple-point game with 1g-1a-2pts Mar. 24 at Detroit...Notched points in back-to-back games twice...Served five-game suspension Nov. 1-9 as the result of a checking incident Oct. 27 vs. Minnesota; received career-high ten penalty minutes...Won a Bronze Medal with Team USA at 2015 World Championships in Prague and Ostrava, Czech Republic; represented home country for first time...**2013-14:** Spent entire season in NHL for first time in professional career...Posted career highs across the board with 74 games played, four goals, 11 assists, 15 points...Also produced career best with plus-seven mark, 25 penalty minutes, and 115 shots on goal...Finished third among the team's backliners in goals, points, and plus/minus rating; was fourth in assists...Scored only two game-winning goals of NHL career over a 17-game stretch: Nov. 21 at Dallas and Oct. 16 at Washington...Skated in his 100th career NHL game Oct. 3 at Phoenix...Stats showed 2a Dec. 18 vs. Pittsburgh, as well as points in back-to-back games on four occasions, most recently Apr. 3-5 (1g-1a-2pts)...Notched career-high 7 shots Dec. 27 at Washington...Played in career-high 21 playoff games en-route to Stanley Cup Finals vs. Los Angeles; posted career-high 2a/pts...**2012-13:** Began campaign with Springfield (AHL) for last minor league stint of pro career...AHL totals showed points in back-to-back games three times: Nov. 17-23 (2g), Oct. 27-28 (2a) and Oct. 19-20 (1g-1a-2pts)...Recorded AHL career-high +14 mark...Recalled by Columbus Jan. 13, just prior to start of regular-season sked and played in season opener Jan. 19 at Nashville...Traded for first time Apr. 3 and made NY Rangers' debut that night vs. Pittsburgh...Appeared in 30 NHL contests overall; combined for 1g-6a-7pts and 7 PIM...Returned to lineup Mar. 16 vs. Phoenix; missed 6 games Mar. 5-14 with shoulder injury...Made his NHL playoff debut May 2 in game one of ECQF at Washington; notched first assist/point May 12 in game 6...**2011-12:** Split campaign between Springfield (5 games) and Columbus (67) for second straight year; began season on Falcons' roster...NHL totals showed 50 straight appearances Dec. 10-Mar. 30; points in back-to-back games Feb. 1-3 (2a)/Dec. 29-31 (1g-2a-3pts), as well as season-high 2a Dec. 29 at Dallas...Recorded first career goal/point in second appearance of campaign Oct. 25 vs. Detroit...Missed last 4 games of schedule Mar. 31-Apr. 7 with lower body injury...**2010-11:** Established AHL career highs in games played (73), goals (5), assists (19), and points (24) during first





pro season...Recorded season-high 4-game point-scoring streak Oct. 29-Nov. 5 (1g-4a-5pts); had points in seven of eight contests Oct. 29-Nov. 16 (1g-8a-9pts)...Posted four multiple-point games, including season-high 1g-2a-3pts Dec. 17 at Bridgeport...Made pro debut Oct. 8 at Providence; made NHL debut Feb. 5 vs. Edmonton...Tallied 1a for Eastern Conference at AHL All-Star Game in Hershey, PA...**OTHER:** Spent 2009-10 season with Kitchener (OHL); completed campaign first among Rangers' defensemen with 10g, 37a and 47pts...Finished playoffs second among the club's d-men with 16pts en-route to OHL Semifinals...Named to OHL Western Conference All-Star Team, was recipient of club's Bob "Snowy" Schlieman Award as best offensive defenseman, as well as Ted Scharf Humanitarian Award... Played two seasons with Chicago (USHL); in 2008-09, was named league's best defenseman, to the USHL's First All-Star Team and played in its mid-season All-Star Game...Captured a Gold Medal as a member of Team USA at the 2008 World Junior "A" Challenge.

**HIGHLIGHTS**

1st NHL GP: 2/5/11, Edm. 3 @ CBJ 4 • 1st NHL Goal: 10/25/11, Det. 1 @ CBJ 4 vs. T. Conklin • 1st NHL Assist: 12/29/11, CBJ 4 @ Dal. 1 • 300th NHL GP: 4/2/16, NJ 1 @ TB 3 • Most Goals in Game: 1; 13 times, last time 3/12/16, NJ 2 @ LA 1 (OT) • Most Assists in Game: 2; 3 times, last time 12/3/15, NJ 5 @ Car. 1 • Most Pts. in Game: 2; 5 times, last time 12/3/15, NJ 5 @ Car. 1 (0g-2a) • Most PIM in Game: 10; 10/27/14, Min. 4 @ NYR 5 (match) • Most Shots in Game: 7; 12/27/13, NYR 2 @ Wsh. 3 • GP Streak: 50; 12/10/11-3/30/12 • Goal-Scoring Streak: 1; 13 times, last time 3/12/16 • Assist-Scoring Streak: 2; 8 times, 4/7-9/16 (2a) • Point-Scoring Streak: 2; 13 times, 4/7-9/16 (0g-2a-2pts) • Penalties: 34 min., 4 maj., 1 match • Multiple-Pt. Games: 5 2-pt. games • Shootouts: None.

**PERSONAL**

Began playing hockey at the age of three and idolized former Devils' defenseman and four-time Stanley Cup Champion, Scott Niedermayer...Names his parents as having the greatest influence on his hockey career and his first NHL goal as most memorable hockey moment...First-ever job was as a golf caddy...Graduated from New Trier High School (Winnetka, IL), the same one as Tommy Wingels of the San Jose Sharks...In his spare time, will read or play video games...His favorite movie is *Forrest Gump* and U2 is his favorite band...Favorite food is Italian.

VS.	GP	G	A	PTS	PIM	DET	GP	G	A	PTS	PIM	OTT	GP	G	A	PTS	PIM
ANA	12	0	2	2	0	DET	14	2	3	5	0	OTT	7	1	1	2	2
ARI	11	0	2	2	7	EDM	8	0	0	0	0	PHI	12	1	4	5	7
BOS	7	0	1	1	4	FLA	10	0	2	2	5	PIT	15	1	3	4	8
BUF	11	0	2	2	0	LA	10	1	2	3	0	SJ	12	0	2	2	5
CGY	8	0	0	0	4	MIN	8	0	0	0	12	STL	10	0	0	0	0
CAR	14	0	3	3	4	MTL	10	1	3	4	2	TB	11	0	1	1	2
CHI	14	0	1	1	10	NSH	12	0	2	2	4	TOR	11	0	4	4	2
COL	8	1	1	2	0	NJ	10	0	2	2	0	VAN	11	0	0	0	4
CBJ	10	0	1	1	8	NYI	12	1	0	1	0	WSH	9	2	1	3	0
DAL	9	2	3	5	6	NYR	4	0	0	0	0	WPG	3	0	0	0	2

YEAR	TEAM	LEAGUE	REGULAR SEASON										PLAYOFFS						
			GP	G	A	PTS	+/-	PIM	PP	SH	GW	GT	S	GP	G	A	PTS	PIM	
2005-07	Chicago	MWEHL	31	1	12	13	-	26	-	-	-	-	-	-	-	-	-	-	-
2007-08	Chicago	USHL	56	4	11	15	-	26	-	-	-	-	-	7	0	2	2	2	
2008-09	Chicago	USHL	57	14	25	39	-	50	-	-	-	-	-	-	-	-	-	-	
2009-10	Kitchener	OHL	61	10	37	47	-	53	-	-	-	-	20	4	12	16	2	2	
2010-11	Springfield	AHL	73	5	19	24	-	23	-	-	-	-	-	-	-	-	-	-	
	Columbus	NHL	2	0	0	0	0	0	0	0	0	0	0	0	0	0	0	0	
2011-12	Springfield	AHL	5	1	1	2	-	2	-	-	-	-	-	-	-	-	-	-	
	Columbus	NHL	67	2	5	7	23-	8	0	0	0	64	-	-	-	-	-	-	
2012-13	Springfield	AHL	24	3	6	9	-	10	-	-	-	-	-	-	-	-	-	-	
	Columbus	NHL	17	0	1	1	5-	2	0	0	0	14	-	-	-	-	-	-	
	NY Rangers	NHL	13	1	5	6	9	5	0	0	0	15	12	0	1	1	2		
2013-14	NY Rangers	NHL	74	4	11	15	7	25	0	2	2	115	21	0	2	2	16		
2014-15	NY Rangers	NHL	38	1	5	6	7	19	0	0	0	56	-	-	-	-	-		
	Arizona	NHL	19	1	4	5	11-	11	0	0	0	21	-	-	-	-	-		
	United States	WC-A	9	0	1	1	-	4	-	-	-	-	-	-	-	-	-		
2015-16	DEVILS	NHL	73	4	15	19	12-	28	1	0	3	106	-	-	-	-	-		
<b>DEVILS TOTALS</b>			<b>73</b>	<b>4</b>	<b>15</b>	<b>19</b>	<b>12-</b>	<b>28</b>	<b>1</b>	<b>0</b>	<b>3</b>	<b>106</b>	<b>-</b>	<b>-</b>	<b>-</b>	<b>-</b>	<b>-</b>		
<b>NHL TOTALS</b>			<b>303</b>	<b>13</b>	<b>46</b>	<b>59</b>	<b>28-</b>	<b>98</b>	<b>1</b>	<b>0</b>	<b>5</b>	<b>391</b>	<b>33</b>	<b>0</b>	<b>3</b>	<b>3</b>	<b>18</b>		

USHL First All-Star Team (2009) • USHL Defenseman of the Year (2009)

Traded to NY Rangers by Columbus with Derek Dorsett, Derrick Brassard and Columbus' sixth-round choice (later traded to Minnesota-Chase Lang) in 2014 Entry Draft for Marian Gaborik, Blake Parlett and Steve Delisle, April 3, 2013. Traded to Arizona by NY Rangers with Anthony Duclair, Tampa Bay's second-round choice (later traded to Calgary-Oliver Kylington) in 2015 Entry Draft and future considerations for Keith Yandle, Chris Summers and a fourth-round choice in 2016 Entry Draft, March 1, 2015. Signed as a free agent by DEVILS, July 1, 2015.





# KYLE PALMIERI

**HEIGHT:** 5-11 • **WEIGHT:** 185 LBS. • **SHOOTS:** RIGHT • **BORN:** 02/01/1991, SMITHTOWN, NY  
**DRAFTED:** ANAHEIM'S 1ST CHOICE, 26TH OVERALL, IN 2009 ENTRY DRAFT

## LAST SEASON

Named to Team USA's 2016 World Cup roster...Led New Jersey with career-high 30g-27a-57pts & 11g-12a-23pts on the power play...Played in all 82 games for the first time in NHL career; is currently on 125 games-played streak dating back to Jan. 2, 2015...Had points in career-high (tie) four straight games Mar. 17-24 (4g-3a-7pts); scored 2g Mar. 24 at Pittsburgh & tied career-high with 2g-1a-3pts Mar. 19 at Columbus...Also posted 3pts Mar. 3 at Nashville (1g-2a), Jan. 21 vs. Ottawa (2g-1a) & Oct. 29 at Philadelphia (1g-2a)...Recorded 1g-1a-2pts Feb. 20 at Washington...Scored 2nd OT goal of season (4th career) & added a PPA for multi-pt. game Dec. 11 vs. Detroit...Had goals/points in a career-high (tie) four straight Dec. 4-11 (4g-1a-5pts)...Registered 1g-1a-2pts, including OT goal (PP), Nov. 8 vs. Vancouver; assist was the 100th point of his career...Had points in three straight games Dec. 22-29 (3g-1a-4pts) & Nov. 3-8 (2g-3a-5pts)...Had points in back-to-back games seven times, most recently Mar. 17-19 (2g-2a-4pts)...Played in 200th NHL game & posted first assist/point with NJ Oct. 10 at Washington...Became 2nd New Jersey native (Jim Dowd) to ever skate for Devils in season-opener Oct. 9 vs. Winnipeg...Was 0/1 in the shootout this season.

## CAREER

Appeared in 57 games with Anaheim during fourth NHL season/fifth pro campaign; total included 29 straight appearances from Feb. 8 at Tampa Bay through end of regular-season schedule Apr. 11 at Arizona...Matched career high (since surpassed) with 14g (also, 2013-14); 15a/29pts were second most of NHL career at that time (17a/31pts, '13-14)...Totals showed three season-high two-point efforts, as well as two two-assist contests...Recorded two season-high four-game point scoring streaks; as well as points in three straight once...Also had points in back-to-back games three times...Scored goal at 0:07 of the second period Dec. 12 at Edmonton, marking the second-fastest goal to start a period in Ducks' history...Scored second career overtime tally Dec. 7 at Winnipeg...Missed 6 games Dec. 18-31 with a shoulder injury; made his NHL season debut Nov. 16 vs. Florida after missing 17 games Oct. 9-Nov. 15 due to high ankle sprain...Appeared in two contests with Norfolk (AHL, 33 games) and Anaheim (42)...Led Ducks (tie, C. Perry) with career-high five game-winning goals...Appeared in NHL season opener Jan. 19 at Vancouver after beginning year with Admirals; missed four contests Mar. 6-12 with an upper body injury and did not dress Mar. 4 at Phoenix...Recorded two multiple-point games, including first career hat trick Feb. 27 vs. Nashville; at 22 years/26 days, became second-youngest player (B. Ryan, 21y, 9m & 22d) in Ducks' history to record a three-goal game...Posted two season-high 3-game point streaks: Apr. 17-21 (1g-2a-3pts) and Mar. 18-22 (3a)...Finished fifth on Norfolk with 13g-12a-25pts, despite seeing limited action...American Hockey League totals showed five multiple-point games, including two season-high 1g-2a-3pts contests: Nov. 3 vs. Binghamton/Oct. 20 vs. Connecticut...Notched 2g Jan. 11 at Syracuse in last AHL appearance of season and Nov. 12 at Albany...Opened AHL campaign with season-high 4-game point streak Oct. 12-20 (2g-4a-6pts)...Notched first career Stanley Cup Playoff points May 2 with 1g-1a-2pts in game two of Western Conference Quarterfinals vs. Detroit...2011-12: Split season between Syracuse (AHL) and Anaheim for second straight year...Played in 18 NHL games after making season debut Dec. 10 at Nashville; total included seven straight appearances Mar. 12-25...Stats showed two 2pt games; on Mar. 14 vs. Detroit, became team's first rookie to record a multiple-goal game since M. Beleskey (Apr. 9, '10)...Also had 1g-1a-2pts Mar. 19 at San Jose...Totals also showed points in consecutive games twice: Mar. 19-21 (1g-2a-3pts) and Dec. 14-16 (1g-1a-2pts)...Became just second player in Crunch history named to AHL First All-Star Team; represented Eastern Conference at 2012 AHL All-Star Classic, notching 1g...Totaled 33g-25a-58pts overall; despite limited AHL action, was ranked third in league in goals (tie) and fifth with 7 GWG (tie)...Led club in goals, ranked third in points and tied for third with six power play scores...Named AHL Player of the Week Oct. 16 after posting 4g-2a-6pts in 2 games...AHL totals showed season-high 7-game point streak Feb. 21-Mar. 4 (4g-5a-9pts); 17 multiple-point games included career-high (tie) 3g-1a-4pts Dec. 7 at St.



John's...Represented Team USA at 2012 World Championships in Helsinki, Fin. and Stockholm, Swe...**2010-11:** Made pro debut by appearing in 62 games with Syracuse and 10 games with Anaheim...Began campaign on Crunch roster; made AHL debut Oct. 8 at Lake Erie...Called up to Ducks Nov. 2; made NHL debut/scored a goal/lone NHL point of season Nov. 3 vs. Tampa Bay's D. Ellis...At 19 years, nine months and 2 days old, became fifth-youngest player in team history...Played in ten straight NHL games until Nov. 20 re-assignment...Led Syracuse with 29g/51pts/217 shots on goal; finished first among league rookies in goals (tie, L. Adam) and shots, and fifth in points...Appeared in AHL All-Star Game, named the league's *Player of the Week* Mar. 14-20 (6g-1a-7pts) and Oct. 25-31 (5g-1a-6pts), and named *AHL Rookie of the Month* for March (12g-3a-15pts)...AHL totals showed 15 multiple-point games/five multi-goal games, including career-high (tie) 3g-1a-4pts Mar. 19 vs. Charlotte...Also recorded hat trick in seventh pro game Oct. 27 at Hamilton...Posted season-high 9-game point streak Mar. 18-Apr. 1 (13g-3a-16pts)...Made Stanley Cup Playoff debut in game 3 of WCFF Apr. 17 at Nashville...Won a Bronze Medal with Team USA at 2011 World Junior Championships in Buffalo, NY...**OTHER:** Won a Gold Medal with the U.S. at 2010 IIHF World Junior Championships; finished third on squad with 1g-8a-9pts...Spent 2009-10 season with Notre Dame (CCHA); finished tied for first on Fighting Irish/tied for tenth in league in scoring among rookies with 9g-8a-17pts...Turned pro after signing three-year entry-level contract Aug. 3, 2010...Participated in the 2008 under-18 World Junior Championships in Kazan, Rus., helping Team USA to Bronze Medal.

**HIGHLIGHTS**

1st NHL GP: 11/3/10, TB 2 @ Ana. 3 [SO] • 1st NHL Goal: 11/3/10, TB 2 @ Ana. 3 [SO] vs. D. Ellis • 1st NHL Assist: 12/16/11, Ana. 1 @ Chi. 4 • 200th NHL GP: NJ 3 @ Wsh. 5 • Most Goals in Game: 3; 2/27/13, Nsh. 1 @ Ana. 5 • Most Assists in Game: 2; 4 times, last time 3/3/16, NJ 5 @ Nsh. 4 [OT] • Most Pts. in Game: 3; 5 times, last time 3/19/16, NJ 3 @ CBJ 6 (2g-1a) • Most PIM in Game: 15; 11/28/14, Chi. 4 @ Ana. 1 [maj., game misc.] • Most Shots in Game: 9; 3/31/16, NJ 2 @ Fla. 3 • GP Streak: 125; 1/2-4/11/15 (43), 10/9/15-4/9/16 (82) [current] • Goal-Scoring Streak: 4; 12/4-11/15 (4g) • Assist-Scoring Streak: 3; 3 times, last time 3/17-20/16 (3a) • Point-Scoring Streak: 4; 4 times, last time 3/17-24/16 (4g-3a-7pts) • Penalties: 47 min., 5 maj., 1 game misc. • Multiple-Pt. Games: 19 2-pt. games, 5 3-pt. games • Shootouts: 1-8 (12.5%).

**PERSONAL**

Grew up in Montvale, NJ and attended St. Peter's Prep high school in Jersey City, N.J...As a sophomore, participated in the 2007 Devils/NJSIAA High School Ice Hockey Championships at Meadowlands and Morristown's Mennen Arena...Named to Devils' High School All-Tournament Team, as well as Gordon Conference *Player of the Month* for January 2007...Finished his high school career/graduated from Pioneer High School (Ann Arbor, MI) in 2009, while he was playing for the U.S. National Development Program...Played Midget hockey for the New Jersey Devils youth hockey club based at Coday Arena at South Mountain in West Orange, N.J...Favorite NHLers growing up were Chris Drury and Mark Messier...Lists winning the Gold Medal at the 2010 World Junior Championship as his greatest hockey memory...Spends most of his summers in Boston, golfing and training...Spent the summer of 2015 touring Ireland and playing golf on different courses with his buddies.

VS.	GP	G	A	PTS	PIM		GP	G	A	PTS	PIM		GP	G	A	PTS	PIM	
ANA	2	0	0	0	2	DET	10	4	5	9	7		OTT	6	2	2	4	2
ARI	11	3	1	4	13	EDM	14	4	5	9	6		PHI	7	5	4	9	4
BOS	8	0	1	1	4	FLA	6	3	1	4	4		PIT	8	3	1	4	4
BUF	5	0	2	2	2	LA	15	2	2	4	4		SJ	15	2	4	6	4
CGY	13	5	3	8	8	MIN	10	2	5	7	0		STL	8	1	1	2	8
CAR	9	2	3	5	4	MTL	5	1	1	2	0		TB	8	1	1	2	2
CHI	12	3	4	7	17	NSH	14	7	3	10	0		TOR	7	3	2	5	0
COL	11	3	1	4	2	NJ	4	1	3	4	0		VAN	13	4	4	8	7
CBJ	13	3	5	8	4	NYI	7	2	2	4	2		WSH	7	1	2	3	4
DAL	16	2	3	5	2	NYR	7	2	0	2	7		WPG	9	2	2	4	6

YEAR	TEAM	LEAGUE	REGULAR SEASON										PLAYOFFS						
			GP	G	A	PTS	+/-	PIM	PP	SH	GW	GT	S	GP	G	A	PTS	PIM	
2007-08	United States	NAHL	32	15	10	25	-	43	-	-	-	-	-	-	-	-	-	-	-
	United States	USDP-17	7	5	0	5	-	8	-	-	-	-	-	-	-	-	-	-	-
	United States	USDP-18	27	9	9	18	-	20	-	-	-	-	-	-	-	-	-	-	-
2008-09	United States	WJJC-18	7	2	2	4	-	4	-	-	-	-	-	-	-	-	-	-	-
	United States	NAHL	5	1	1	2	-	2	-	-	-	-	-	-	-	-	-	-	-
2009-10	United States	USDP-18	28	14	14	28	-	49	-	-	-	-	-	-	-	-	-	-	-
	Notre Dame	CCHA	33	9	8	17	-	36	-	-	-	-	-	-	-	-	-	-	-
2010-11	United States	WJC-A	7	1	8	9	-	4	-	-	-	-	-	-	-	-	-	-	-
	Syracuse	AHL	62	29	22	51	-	56	-	-	-	-	-	-	-	-	-	-	-
	Anaheim	NHL	10	1	0	1	1-	0	0	0	0	10	1	0	0	0	0	0	0
2011-12	United States	WJC-A	6	2	4	6	-	0	-	-	-	-	-	-	-	-	-	-	-
	Syracuse	AHL	51	33	25	58	-	53	-	-	-	-	4	1	1	2	0	0	
	Anaheim	NHL	18	4	3	7	3	6	0	0	0	34	-	-	-	-	-	-	-
2012-13	United States	WC-A	7	2	2	4	-	8	-	-	-	-	-	-	-	-	-	-	-
	Norfolk	AHL	33	13	12	25	-	54	-	-	-	-	-	-	-	-	-	-	-
2013-14	Anaheim	NHL	42	10	11	21	2	9	2	0	5	92	7	3	2	5	4	4	
	Anaheim	NHL	71	14	17	31	9	38	0	0	4	147	9	3	0	3	14	14	
2014-15	Anaheim	NHL	57	14	15	29	2-	37	5	0	4	112	16	1	3	4	4	4	
	Norfolk	AHL	2	0	0	0	-	4	-	-	-	-	-	-	-	-	-	-	
2015-16	Norfolk	AHL	82	30	27	57	3	39	11	0	4	222	-	-	-	-	-	-	
	DEVILS	NHL	30	27	57	3	39	11	0	4	222	-	-	-	-	-	-	-	
<b>DEVILS TOTALS</b>			<b>82</b>	<b>30</b>	<b>27</b>	<b>57</b>	<b>3</b>	<b>39</b>	<b>11</b>	<b>0</b>	<b>4</b>	<b>222</b>	<b>-</b>	<b>-</b>	<b>-</b>	<b>-</b>	<b>-</b>	<b>-</b>	
<b>NHL TOTALS</b>			<b>280</b>	<b>73</b>	<b>73</b>	<b>146</b>	<b>14</b>	<b>129</b>	<b>18</b>	<b>0</b>	<b>17</b>	<b>-</b>	<b>617</b>	<b>33</b>	<b>7</b>	<b>5</b>	<b>12</b>	<b>22</b>	

AHL First All-Star Team (2011) • Played in AHL All-Star Game (2011)

Traded to DEVILS by Anaheim for Florida's second-round choice. (later traded to NY Rangers-Ryan Gropp) in 2015 Entry Draft and DEVILS' option of Florida vs Minnesota's third-round choice in 2016 Entry Draft, June 27, 2015.





# CORY SCHNEIDER

**HEIGHT:** 6-3 • **WEIGHT:** 205 LBS. • **CATCHES:** LEFT • **BORN:** 03/18/1986, MARBLEHEAD, MA  
**DRAFTED:** VANCOUVER'S 1ST CHOICE, 26TH OVERALL, IN 2004 ENTRY DRAFT

## LAST SEASON

Named to Team USA's 2016 World Cup roster...Registered career-high 27 wins this season...Missed 11 games Mar. 6-29 (Grade 1 sprain of MCL in right knee)...Played in NHL All-Star Game for first time...Was fourth in NHL with a 2.17 GAA...Relieved by K. Kinkaid Mar. 4 at Dallas due to injury (L, 41:57, 3 GA/18 SA)...Tied career-high with 26th win Feb. 23 vs. NY Rangers (17 saves)...Won four straight starts Jan. 16-23 & Oct. 18-24...Posted 4th ShO of season/21st of career Jan. 16 at Arizona; tied season-high with 38 saves...Stopped D. Desharnais' PS attempt Jan. 6 at Montreal; saved 4/4 this season & 12/14 in his career...Recorded 3rd ShO of season Dec. 30 at Ottawa (36 saves)...Made season-high (tie) 38 saves Dec. 20 at Boston...Recorded 2nd ShO of season Dec. 15 at Buffalo (25 saves)...Recorded first ShO of season Nov. 14 vs. Pittsburgh (21 saves)...Was ninth ShO as a Devil; moved past J. Hedberg for 2nd place in team history...Reached the 100-win mark Oct. 22 at Ottawa (35 saves + 3/4 SO)...Stopped 15 of 26 shootout attempts (.577) this season.

## CAREER

**2014-15:** Established career highs with 69 games played, 26 wins and five shutouts (tie, '12-13)...Ranked fifth in NHL with .925 save percentage and ninth (tie, B. Elliott) with 2.26 GAA...Equalled career high with fifth ShO of season Mar. 17 vs. Pit. (35 saves)...Played in his 200th career NHL game Mar. 6 vs. CBJ (L, 21 saves)...Earned victory/recorded 4th ShO of season in 100th game with New Jersey Feb. 28 vs. Columbus (33 saves)...Replaced K. Kinkaid Feb. 21 vs. Carolina (ND, 26:01, 14 saves/15 shots) for only relief appearance...Established new career high with 21st win Feb. 20 vs. Vancouver (21 saves); also notched second assist of season/eighth career...Was 5-0-1, with one no-decision over seven starts Jan. 2-Feb. 6 (1.71 GAA & .946 save %)...Made season-high 41 saves/faced season-high 43 shots Jan. 30 vs. Pittsburgh (Lo, 1-2)...Earned win and picked up assist Jan. 6 vs. Buffalo (20 saves)...Started career-high 20 consecutive games Oct. 9-Nov. 21 (9-8-2, 2 ShO, .914 save % & 2.58 GAA), marking longest streak to open a season in franchise history...Faced three penalty shot attempts: vs. B. Dubinsky, Mar. 31 at Columbus (goal); vs. A. Ovechkin, Dec. 20 vs. Washington (save); and vs. T. Wingels, Oct. 18 vs. San Jose (save)...Went 3-4 and stopped 12/18 (.667 save %) shots he faced in the shootout...Was relieved eight times...**2013-14:** Appeared in career-high 45 games (since surpassed) during first season with New Jersey/fourth NHL campaign, including 43 starts and two relief efforts...Finished third in NHL with 1.97 goals-against average; GAA was third-best single-season mark in franchise history...Allowed two-goals-or-less in final eight appearances Mar. 23-Apr. 11 (3-1-3, .952 save % & 1.16 GAA)...Saw action in season-high ten straight games Jan. 21-Feb. 27 (5-2-2, .929 save % & 1.70 GAA); made season-high seven consecutive starts Jan. 28-Feb. 27 (3-2-2, .919 save % & 1.84 GAA)...Went 4-0-2 over seven appearances on two occasions: Mar. 20-Apr. 5 (.937 save % & 1.48 GAA) and Jan. 9-26 (.962 save % & 1.07 GAA)...Faced season-high 38 shots/made season-high 37 saves (+1/3 SO) Jan. 16 in 2-1 shootout loss at Colorado...Recorded third shutout of season/12th career Jan. 9 in 1-0 victory vs. Dallas (26 saves)...Won season-high three straight starts Nov. 21-30 (.956 save % & 0.97 GAA); posted 2nd ShO of season Nov. 30 in 1-0 overtime decision vs. Buffalo (15 saves)...Earned 1st ShO in a Devils' sweater Oct. 19 in 4-0 victory vs. NY Rangers (22 saves)...Replaced M. Brodeur twice: Mar. 31 vs. Florida (33:21, 13 SA/13 saves) and Jan. 26 vs. NY Rangers at Yankee Stadium (20:00, 1 GA/5 saves)...Stopped A. Hemsky's penalty shot attempt Apr. 10 at Ottawa, but allowed PS goal vs. D. Stepan Jan. 26...Returned to lineup Nov. 3 with 4-0 loss at Minnesota (16 saves + ENG); missed 3 games Oct. 26-Nov. 2 with lower body injury...Was placed on Injured Reserve List Oct. 28, retroactive to Oct. 24...Appeared in his 100th career NHL game Oct. 8 in 3-2 OT loss at Vancouver (29 saves)...Finished with four penalty minutes; delay of game minor Dec. 6 vs. Detroit marked first penalty of NHL career...Made New Jersey debut Oct. 3 in 3-0 loss at Pittsburgh (18 saves); became team's first goaltender other than Brodeur to start an opener since C. Terreri, Oct. 6, 1993...Signed new, multi-year contract July 9, 2014...**2012-13:** Started/appeared in 30 games during third/final season with Vancouver; led club in games played for first time...Voted Canucks' Most Valuable Player in fan balloting, earning the team's "Cyclone" Taylor Trophy for first time in career...Tied for NHL lead (4 others) with 5 ShO: Apr. 8 vs. Phoenix (19 saves), Apr. 4 vs. Edmonton (23 saves), Mar. 26 vs. Columbus (17 saves +3/3 SO), Mar. 23 at Los Angeles (20 saves) and Jan. 25 at Anaheim (30 saves)...Ranked fourth in league with .927 save percentage/ranked eighth with a 2.11 GAA...Started season-high 11 straight contests Mar. 19-Apr. 8; was 9-2-0, with 4 ShO, .954 save % and 1.29



GAA during stretch...Posted season-high six-game winning streak Mar. 19-28; numbers included 2 ShO, .964 save % and 0.99 GAA...Faced season-high 43 shots/made season-high 40 saves in 4-3 SO loss Feb. 19 at Chicago...Finished 3-3 in SO; stopped 14 of 21 shots faced...Replaced by R. Luongo on two occasions: Mar. 30 at Edmonton (L, 2:05, 2 shots/0 saves) and season opener Jan. 19 vs. Anaheim (L, 26:37, 14 shots/9 saves)...Completed campaign first in Canucks' history with a 2.20 career GAA...**2011-12:** Established career highs with 33 games played (since surpassed), 20 wins (since surpassed) and 3 ShO (since surpassed)...Finished second in NHL with .937 save % (B. Elliott, StL., .940) and third with a 1.96 GAA...Appeared in season-high seven consecutive contests/made season-high seven straight starts Nov. 16-Dec. 1; stretch included 5-1-0 mark, .940 save %, 2 ShO and 1.88 GAA...Posted season-high 8-game undefeated streak Dec. 29-Feb. 28 (7-0-1, .934 save % & 2.07 GAA)/season-high 7-game win streak Dec. 29-Feb. 24 (9-29 save % & 2.24 GAA)...Notched 3rd ShO of season Mar. 28 vs. Colorado (43 saves)...Stopped M. Ribeiro's PS attempt Mar. 22 at Dallas; also stopped D. Paille Jan. 7 at Boston (36 saves) and M. Mayorov Oct. 10 at Columbus (23 saves)...Matched career high with 48 shots/made career-high 47 saves Nov. 29 vs. Columbus...Recorded ShO in consecutive outings Nov. 23 at Colorado (24 saves) and Nov. 25 at Phoenix (22 saves)...Picked up lone career playoff win Apr. 18 in game four of Western Conference Quarterfinals at Los Angeles (43 saves)...**2010-11:** Along with teammate Luongo, was co-winner of the William M. Jennings Trophy (fewest team goals allowed) during first full NHL season...Established franchise mark for longest undefeated streak at the start of a season (K. McLean, 8-0-1, '91-'92); was 8-0-2, with a .925 save % and 2.31 GAA...Stats included first career NHL victory Oct. 17 vs. Carolina (32 saves)...Recorded season-high 6-game winning stretch Feb. 15-Mar. 27, with 1 ShO, .950 save % and 1.64 GAA...Stopped T. Hartikainen's PS attempt Apr. 2 vs. Edmonton; was also successful vs. J. Neal Dec. 31 at Dallas...Faced career-high 48 shots (since tied)/made season-high 44 saves (tie) Mar. 10 at San Jose; also made 44 saves Dec. 31...Notched first career ShO Mar. 6 at Anaheim (26 saves)...Established franchise mark with two assists Dec. 11 vs. Tampa Bay...Saw action in five post-season contests; did not have any decisions...Made first career NHL playoff start Apr. 24 in game 6 of WCQF at Chicago (42:31, 20 shots/17 saves); saw first action Apr. 19 in game 4 relief appearance (15:55, 7 shots/6 saves)...**2009-10:** Began season by appearing in 2 games with Vancouver, including one start and one relief effort...Assigned to Manitoba (AHL) Nov. 11 for last minor-league stint of career...Established pro career high with 35 victories for the Moose...Total included season-high 44 shots/season-high 42 saves (tie) Apr. 9 vs. Peoria; also stopped 42 shots Mar. 6 at Grand Rapids...Closed out AHL campaign with season-high 5-game

VS.	MINS	GA	SO	GAA	W-L-O/T	MINS	GA	SO	GAA	W-L-O/T	
ANA	481	20	2	2.49	4-3-1	MTL	251	9	0	2.15	1-1-2
ARI	544	8	4	0.88	7-1-1	NSH	200	10	0	3.00	1-1-1
BOS	363	17	0	2.81	1-3-2	NJD	-	1	0	1.00	1-0-0
BUF	611	16	2	1.57	5-3-2	NYI	452	14	0	1.86	2-5-1
CGY	601	21	0	2.09	5-5-0	NYR	575	21	1	2.19	4-5-1
CAR	507	16	0	1.89	4-3-1	OTT	492	13	1	1.59	6-1-1
CHI	511	25	0	2.94	4-3-1	PHI	464	21	0	2.71	4-3-1
COL	887	25	2	1.69	6-4-4	PIT	517	17	2	1.97	3-5-1
CBJ	961	36	2	2.25	9-6-2	SJS	631	33	0	3.13	4-5-2
DAL	805	32	1	2.38	8-5-1	STL	529	17	0	1.93	3-4-1
DET	603	30	0	2.99	3-6-1	TBL	305	16	0	3.15	2-2-1
EDM	574	15	2	1.57	7-3-0	TOR	499	13	0	1.56	5-0-3
FLA	456	18	0	2.37	4-3-0	VAN	305	11	0	2.17	2-1-2
LAK	359	10	1	1.67	4-2-0	WSH	585	23	1	2.36	3-5-2
MIN	903	35	0	2.33	9-6-0	WPG	360	12	0	2.00	3-3-0

YEAR	TEAM	LEAGUE	REGULAR SEASON							PLAYOFFS							
			GP	W	L	O/T	MIN	GA	SO	AVG	GP	W	L	MIN	GA	SO	AVG
2002-03	Andover H.S.	MA	23	13	7	2	1385	39	3	1.69	-	-	-	-	-	-	-
2003-04	Andover H.S.	MA	24	17	5	2	1336	32	6	1.42	-	-	-	-	-	-	-
	United States	USDP-18	10	9	1	0	559	15	1	1.61	-	-	-	-	-	-	-
	United States	NAHL	2	2	0	0	120	6	0	3.00	-	-	-	-	-	-	-
2004-05	Boston College	HE	18	13	1	4	1102	35	1	1.90	-	-	-	-	-	-	-
	United States	WJC-A	1	0	1	0	23	3	0	7.94	-	-	-	-	-	-	-
2005-06	Boston College	HE	*39	*24	13	2	*2362	83	*8	2.11	-	-	-	-	-	-	-
	United States	WJC-A	6	2	3	1	359	16	0	2.67	-	-	-	-	-	-	-
2006-07	Boston College	HE	*42	*29	12	1	*2517	90	6	2.15	-	-	-	-	-	-	-
	United States	WC-A	-	-	-	-	-	-	-	-	-	-	-	-	-	-	-
2007-08	Manitoba	AHL	36	21	12	2	2054	78	3	2.28	6	1	4	375	12	0	1.92
2008-09	Manitoba	AHL	40	28	10	1	2324	79	5	*2.04	*22	14	7	1315	47	0	2.15
	Vancouver	NHL	8	2	4	1	355	20	0	3.38	-	-	-	-	-	-	-
2009-10	Manitoba	AHL	60	35	23	2	*3557	149	4	2.51	6	2	4	366	19	0	3.12
	Vancouver	NHL	2	0	1	0	79	5	0	3.80	-	-	-	-	-	-	-
2010-11	Vancouver	NHL	25	16	4	2	1372	51	1	2.23	5	0	0	163	7	0	2.58
2011-12	Vancouver	NHL	33	20	8	1	1833	60	3	1.96	3	1	2	183	4	0	1.31
2012-13	Ambri-Piotta	Swi.	8	4	4	0	485	26	0	3.22	-	-	-	-	-	-	-
	Vancouver	NHL	30	17	9	4	1733	61	*5	2.11	2	0	2	117	9	0	4.62
2013-14	DEVILS	NHL	45	16	15	*12	2680	88	3	1.97	-	-	-	-	-	-	-
2014-15	DEVILS	NHL	69	26	31	9	3924	148	5	2.26	-	-	-	-	-	-	-
2015-16	DEVILS	NHL	58	27	25	6	3413	122	4	2.15	-	-	-	-	-	-	-
<b>DEVILS TOTALS</b>			<b>172</b>	<b>69</b>	<b>71</b>	<b>27</b>	<b>10016</b>	<b>358</b>	<b>12</b>	<b>2.14</b>	<b>10</b>	<b>1</b>	<b>4</b>	<b>463</b>	<b>20</b>	<b>0</b>	<b>2.59</b>
<b>NHL TOTALS</b>			<b>270</b>	<b>124</b>	<b>97</b>	<b>35</b>	<b>15389</b>	<b>555</b>	<b>21</b>	<b>2.16</b>	<b>10</b>	<b>1</b>	<b>4</b>	<b>463</b>	<b>20</b>	<b>0</b>	<b>2.59</b>

Co-winner Hockey East All-Rookie Team (2005) • Hockey East All-Tournament Team (2005 to 2007) • Hockey East All-Academic Team (2005 to 2007) Hockey East Second All-Star Team (2006) • NCAA First Team All-American (2006) • NCAA East First All-American Team (2006) • AHL First All-Star Team (2009) • Co-winner Harry "Hop" Holmes Memorial Award (AHL, fewest goals against)(2009) • Won Aldege "Baz" Bastien Memorial Award (AHL, Outstanding Goaltender)(2009) • Played in AHL All-Star Game (2009) • Co-winner William M. Jennings Trophy (2011) • Played in NHL All-Star Game (2016)

\*Led League

Traded to DEVILS by Vancouver for DEVILS' first-round choice (Bo Horvat) in 2013 Entry Draft, June 30, 2013.



undefeated streak Apr. 2-10 [4-0-1]; recorded 4-game winning streak Oct. 23-Nov. 20...Appeared in six Calder Cup Playoff contests...**2008-09:** Saw action with both Manitoba (40 games) and Vancouver (8)...Made NHL debut Nov. 29 at Calgary (28 saves); recalled from AHL for first time Nov. 22 following injury to Luongo...Appeared in eight of 15 Canucks' games through Dec. 30; total included season-high 35 shots/season-high 31 saves Dec. 7 at Colorado...Awarded Aldege "Baz" Bastien Memorial Award as the AHL goaltender of the year; also named league's top netminder for November... Moose totals included team-record 13-game winning streak Oct. 17-Jan. 10; made season-high 44 saves on season-high 46 shots Mar. 29 vs. Hamilton...Led Manitoba to Calder Cup Finals after defeating Houston for Western Conference Championship...Named starting goaltender for *PlanetUSA* at the AHL *All-Star Classic* and top goaltender during the skills competition...**2007-08:** Made pro hockey debut by appearing in 36 games with Manitoba...Posted season-high 10-game undefeated streak (9-0-1) Feb. 17-Mar. 28; began stretch with nine straight wins through Mar. 19...Faced season-high 39 shots/made season-high 34 saves Nov. 24 at Lake Erie...Named AHL *Rookie of the Month* for March...**OTHER:** Played collegiately at Boston College from 2004 through 2007; teammates included S. Gionta...Completed three-season career as school's all-time leader with 15 SHO; started all 81 games during final two years...In 2006-07, made second straight NCAA Championship Game start, while helping school capture its second Hockey East Championship in three seasons... In 2005-06, was named to the AHCA First All-American Team and co-winner (C. Collins) of the Norman F. Dailey Memorial Award as the team's MVP...Notched a B.C. record 8 SHO; became first netminder in NCAA history to record consecutive SHO in regional play Mar. 24 vs. Miami of Ohio (33 saves) and Mar. 25 vs. Boston U. (28 saves)...Did not allow a goal for 242:19 consecutive minutes, Jan. 2006...During first season as an Eagle, helped school capture the Lamoriello Trophy; made 26 saves in Hockey East Championship win over Boston U...Also made 39 saves in a 2 OT victory in conference semifinals vs. Maine...Made 18 appearances in rookie season at B.C.; at 13-1-4, led nation with .833 winning percentage...Stopped 23 of 25 shots in his college debut against U. Mass-Lowell and was named *Hockey East Defensive Player of the Week*, Oct. 19, 2004...Represented Team USA at the 2005 and 2006 World Junior Championships... Attended Andover High School (MA).

**HIGHLIGHTS**

1st NHL GP/Start: 11/29/08, Van. 1 @ Cgy. 3 (28 saves) • 1st NHL Win: 12/5/08, Van. 2 @ Min. 1 (16 saves) • 1st NHL SHO: 3/6/11, Van. 3 @ Ana. 0 (26 saves) • 1st NHL Assist: 10/19/10, Van. 2 @ Min. 6 • 100th NHL Win: 10/22/15, NJ 5 @ Ott. 4 (SO) • Most Shots Against in Game: 48; 11/29/11, CBJ 1 @ Van. 4; 3/10/11, Van. 5 @ SJ 4 (SO) • Most Saves in Game: 47; 11/29/11, CBJ 1 @ Van. 4 • Longest Unbeaten Streak: 10; 10/17/10-1/7/11 [8-0-2, 2.31 GAA, .925 save %] • Longest Winning Streak: 7; 12/29/11-2/24/12 [2.24 GAA, .929 save %] • Longest SHO Streak: 154:32; 11/20 [18:46], 11/23 [59:55], 11/25 [59:48], 11/26/11 [16:03] • GP Streak: 30; 10/9-11/21/14 • Start Streak: 20; 10/9-11/21/14 • Penalties: 2 min. • Multiple-Pt. Games: 1 2pt. game • Shootouts: 32-82 [61.0%].

**PERSONAL**

Married Jill Connors during the summer of 2013; son Wyatt, was born prior to start of 2015-16 season...Wears no. 35 for his favorite goaltender, M. Richter...Completed a degree in Finance from Boston College...One of five NHL players on the league's Competition Committee, tasked with making rule recommendations to the NHL's Board of Governors and the Executive Board of the NHLPA...Solicited designs from fans for one of his goalie masks to be used during the 2015-16 season...Grew up a fan of the Boston Red Sox, attending games often while going to B.C.; took batting practice at Fenway Park in summer of 2015...Has dedicated his off time to the Liberty Humane Society in Jersey City; he and Jill take time to meet with pet shelter volunteers and raise awareness to the program...They even adopted their cat, George Michael, from that shelter while recruiting teammates to support the cause...Spends his summers in Boston and in his hometown of Marblehead, MA...Along with his wife, supports *The One Fund Boston* in honor of their friend, Krystle Campbell, and everyone affected by the tragic events at the Boston Marathon on Apr. 15, 2013...Supported the *Hope Rises Relief Fund*, set up to help pay for the victims' medical costs and to support victims' families of the Aurora, CO shootings...Participated in a charity hockey game between pro players and the University of British Columbia men's ice hockey team, Oct. 2012...Donated his time by signing autographs to help raise money for the Langley (B.C.) Animal Protection Society.

**SHUTOUTS**

NO.	DATE	SCORE	NO.	DATE	SCORE
1.	3/06/11	VANCOUVER 3 at Anaheim 0	12.	1/09/14	Dallas 0 at DEVILS 1
2.	11/23/11	VANCOUVER 3 at Colorado 0	13.	11/14/14	DEVILS 1 at Washington 0
3.	11/25/11	VANCOUVER 5 at Phoenix 0	14.	11/21/14	DEVILS 2 at Edmonton 0
4.	3/28/12	Colorado 0 at VANCOUVER 1	15.	2/23/15	Arizona 0 at DEVILS 3
5.	1/25/13	VANCOUVER 5 at Anaheim 0	16.	2/28/15	DEVILS 2 at Columbus 0
6.	3/23/13	VANCOUVER 1 at Los Angeles 0	17.	3/17/15	Pittsburgh 0 at DEVILS 2
7.	3/26/13	Columbus 0 at VANCOUVER 1 (SO)	18.	11/14/14	Pittsburgh 0 at DEVILS 4
8.	4/04/13	Edmonton 0 at VANCOUVER 4	19.	12/15/15	DEVILS 2 at Buffalo 0
9.	4/08/13	Phoenix 0 at VANCOUVER 2	20.	12/30/15	DEVILS 3 at Ottawa 0
10.	10/19/13	NY Rangers 0 at DEVILS 4	21.	1/16/16	DEVILS 2 at Arizona 0
11.	11/30/13	Buffalo 0 at DEVILS 1 (OT)			

**PENALTY SHOTS (STOPPED 12 OF 14)**

DATE	OPPOSITION	RESULT	SCORE
12/31/10	vs. James Neal, Dal. (PP)	SAVE	Van. 4 @ Dal. 1
4/02/11	vs. Teemu Hartikainen, Edm.	SAVE	Edm. 4 @ Van. 1
10/10/11	vs. Maksim Mayorov, CBJ	SAVE	Van. 3 @ CBJ 2
1/07/12	vs. Daniel Paille, Bos. (SH)	SAVE	Van. 4 @ Bos. 3
3/22/12	vs. Mike Ribeiro, Dal.	SAVE	Van. 2 @ Dal. 1
1/26/14	vs. Derek Stepan, NYR	Score	NYR 7 @ NJ 3*
4/10/14	vs. Ales Hemsky, Ott.	SAVE	NJ 1 @ Ott. 2 (SO)
10/18/14	vs. Tommy Wingels, SJ	SAVE	SJ 4 @ NJ 2
12/20/14	vs. Alex Ovechkin, Wash.	SAVE	Wash. 4 @ NJ 0
3/31/15	vs. Brandon Dubinsky, CBJ	Score	NJ 2 @ CBJ 3 (OT)
10/16/15	vs. Patrick Marleau, SJ	SAVE	SJ 2 @ NJ 1 (SO)
11/22/15	vs. Radim Vrbata, Van. (PP)	SAVE	NJ 3 @ Van. 2
12/06/15	vs. Jonathan Huberdeau, Fla.	SAVE	Fla. 2 @ NJ 4
1/06/16	vs. David Desharnais, Mtl.	SAVE	NJ 1 @ Mtl. 2

\*At Yankee Stadium, Bronx, NY.

# ***NEW JERSEY***

## STATE HIGH SCHOOL ICE HOCKEY DIRECTORY



### **GORDON CONFERENCE**

#### **AMERICAN DIVISION**

Bergen Catholic  
Christian Brothers Acad. (Shore)  
Delbarton School  
Don Bosco Prep  
Saint Augustine Prep

#### **NATIONAL DIVISION**

Bishop Eustace Prep  
Gloucester Catholic  
Pope John XIII  
Saint Peter's Prep  
Seton Hall Prep

### **BIG NORTH CONFERENCE**

#### **PATRIOT DIVISION**

Clifton  
Fair Lawn  
Paramus Catholic  
Passaic Valley Reg./Cedar Grove  
Ridgewood  
River Dell Reg./Westwood Reg. Sr.

#### **FREEDOM DIVISION**

Glen Rock  
Northern Highlands Reg.  
No. Valley Reg./Hasbrouck Heights  
Paramus/Lyndhurst/Hackensack  
Pascack Valley/Pascack Hills  
Saint Joseph Reg. (Mont.)  
Tenafly

#### **LIBERTY DIVISION**

DePaul Catholic/Morris Catholic  
Indian Hills  
Lakeland Regional  
Mahwah  
Ramapo  
Ramsey  
Wayne Hills  
Wayne Valley  
West Milford

### **ESSEX CONFERENCE**

East Side  
Jonathan Dayton/David Brearley  
Livingston  
Millburn  
Montclair  
Montclair Kimberley Academy  
Nutley  
Verona/Glen Ridge  
West Essex Regional  
West Orange

### **MORRIS COUNTY**

#### **MENNEN DIVISION**

Chatham  
Kinnelon  
Morris Knolls  
Morristown  
Morristown-Beard School  
Randolph  
Madison

### **HALVORSEN DIVISION**

Montville Township  
Pequannock Township  
Roxbury  
West Morris Central  
West Morris Mendham

#### **HAAS DIVISION**

Jefferson Township  
Mountain Lakes/Boonton  
Mount Olive/Hopatcong  
Newton/Lenape Valley Reg.  
Park Reg. (Hanover/Whippany Pk.)  
Sparta

#### **CHARETTE DIVISION**

Gill St. Bernard's School  
High Point Reg./Walkkill Valley Reg.  
Morris Hills  
Parsippany Hills/Parsippany  
Vernon Township

### **UNION COUNTY**

Cranford  
Jonathan Dayton/David Brearley  
Governor Livingston  
Arthur L. Johnson  
Oratory Prep  
Scotch Plains-Fanwood  
Summit  
Westfield

### **SKYLAND CONFERENCE**

Bernards/Somerville  
Bridgewater-Raritan  
Hillsborough  
Hunterdon Central Regional  
Montgomery  
Piny School  
Ridge  
Watchung Hills Regional

### **GREATER MIDDLESEX**

Colonia/John F. Kennedy Memorial  
Edison/John P. Stevens  
Monroe Township  
Old Bridge  
Saint Joseph (Met.)  
South Brunswick  
Woodbridge

### **COLONIAL VALLEY**

#### **COLONIAL DIVISION**

Hopewell Valley Central  
Notre Dame  
Princeton  
Robbinsville/Allentown

#### **VALLEY DIVISION**

Lawrence/Hightstown  
Hamilton North/Hamilton West  
Paul IV/Camden Catholic  
Hamilton East  
W. Windsor-Plainsboro N./Ewing  
W. Windsor-Plainsboro S.  
Steinert

### **SHORE CONFERENCE**

#### **NORTH A DIVISION**

Christian Brothers Acad. (Gordon)  
Freehold/Raritan  
Freehold Township  
Howell  
Manalapan  
Marlboro/Holmdel  
Middletown North

#### **CENTRAL A DIVISION**

Manasquan/Point Pleasant Beach  
Point Pleasant Borough  
Red Bank Catholic  
Rumson-Fair Haven Reg.  
Saint John Vianney  
Saint Rose/Donovan Catholic

#### **SOUTH A DIVISION**

Brick Memorial  
Brick Township  
Jackson Memorial  
Southern Regional  
Toms River East  
Toms River North  
Toms River South

#### **SHORE B DIVISION**

Central Regional  
Jackson Liberty  
Middletown South  
Ocean Twp./Shore Reg.  
Red Bank Reg./Henry Hudson Reg.  
Wall

### **INDEPENDENCE LEAGUE**

Pennington School

### **MID-ATLANTIC**

Lawrenceville School  
Princeton Day School

### **INDEPENDENTS**

Bayonne  
East Side  
Hun School of Princeton

### **GIRLS' PROGRAMS**

Lawrenceville School  
Morristown-Beard School  
Piny School  
Princeton  
Princeton Day School  
Summit

### **INDEPENDENTS**

Jonathan Dayton  
Demarest  
Hanover Park  
Governor Livingston  
Old Tappan  
Parsippany Hills  
Red Bank Regional  
Tenafly  
Toms River South  
West Orange  
Westfield



---

# DAMON SEVERSON

---

**HEIGHT:** 6-2 • **WEIGHT:** 205 LBS. • **SHOOTS:** RIGHT • **BORN:** 08/07/1994, MELVILLE, SASK.  
**DRAFTED:** NEW JERSEY'S 2ND CHOICE, 60TH OVERALL, IN 2012 ENTRY DRAFT

## LAST SEASON

Led New Jersey defensemen with career-high 20a/21pts in second season with Devils... Recorded 1a Apr. 2 at Tampa Bay...Recorded 2a Mar. 24 @ Pit, Dec. 6 vs. Florida & Nov. 6 vs. Chicago...Had points in back-to-back games three times: Mar. 17-19 (2a), Feb. 23-25 (2a) and Oct. 16-18 (2a)...Missed three games Mar. 10-14 (maintenance)...Appeared in 100th game Jan. 26 at Pittsburgh...Scored goal Dec. 11 vs. Detroit.

## CAREER

**2014-15:** Posted 5g-12a-17pts in 51 games during first professional season; finished campaign second among Devils' defensemen with five goals (E. Gelinas, 6)...Totaled five multiple-point games, including 2g Oct. 16 at Washington; joined U. Hiemer (3g, Oct. 31, '84 vs. Pit.) as franchise's only first-year rearguard with a multi-goal game...At 20 years, two months and nine days, became squad's youngest player to record a multiple-goal game since S. Gomez's hat trick Dec. 26, 1999 at NY Rangers (20y, 3d)...Registered 1g-1a-2pts Oct. 25 at Ottawa and Oct. 11 at Florida; became first blueliner in franchise history with three multi-point efforts in his first eight NHL games (T. Levo, 11 games, '81-82)...Suffered fractured left ankle during warm-ups on Dec. 17; missed the following 31 games through Feb. 28 as a result...Was 0/1 in the shootout...Played four seasons with Kelowna (WHL); Rockets' totals showed 36g-131a-167pts and 270 penalty minutes in 260 appearances...Represented WHL All-Stars at 2013-14 Junior Super Series...Was named to the 2014 WHL West Second All-Star Team...Finished first on team with 46 assists; was first among d-men with 61 points/second with plus-47 mark as Kelowna recorded a league-high 118pts...Made professional debut by appearing in two games with Albany (AHL) in 2012-13 upon completion of junior season; along with R. Scarlett, signed entry-level contract Sept. 6, 2012...That season, finished first among Rockets' defensemen with 42a/52pts; was second with impressive +43 mark en-route to first-place finish in WHL's B.C. Division...Participated in 2013 CHL *Top Prospects Game*...Completed 2011-12 campaign first among the team's d-men with 30a/37pts/+5 mark...Played for Bronze



Medal-winning Team Canada at 2012 IIHF under-18 World Championships in the Czech Republic...In 2010-11, was second among the squad's defensemen with +11 rating...Participated in the 2011 under-17 World Hockey Challenge...In 2006-07, played for Hockey Saskatchewan Peewee AA Champions.



**HIGHLIGHTS**

1st NHL GP: 10/9/14, NJ 6 @ Phi. 4 • 1st NHL Goal: 10/11/14, NJ 5 @ Fla. 1 vs. R. Luongo • 1st NHL Assist: 10/11/14, NJ 5 @ Fla. 1 • 100th NHL GP: NJ 0 @ Pit. 2 • Most Goals in Game: 2; 10/16/14, NJ 2 @ Wsh. 6 • Most Assists in Game: 2; 5 times, last time 3/24/16, NJ 3 @ Pit. 0 • Most Pts. in Game: 2; 8 times, last time 3/24/16, NJ 3 @ Pit. 0 (0g-2a) • Most PIM in Game: 4; 4 times, last time 3/19/16, NJ 3 @ CBJ 6 (2 min.) • Most Shots in Game: 8; 10/16/14, NJ 2 @ Wsh. 6 • GP Streak: 49, 10/13/15-2/2/16 • Goal-Scoring Streak: 1; 6 times, last time 12/11/15 (1g) • Assist-Scoring Streak: 2; 4 times, last time 3/17-19/16 (2a) • Point-Scoring Streak: 2; 4 times, last time 3/17-19/16 (0g-2a-2pts) • Penalties: 27 min. • Multiple-Pt. Games: 8 2-pt. games • Shootouts: 0-1 (0.0%).

**PERSONAL**

At a young age, started skating in his hometown of Melville, Sask...Enjoyed playing hockey, baseball, golf and football while growing up...Rooted for the Vancouver Canucks as a kid; favorite NHLers to watch play were Nicklas Lidstrom, Shea Weber and Duncan Keith...A big baseball fan and follows the Toronto Blue Jays and Seattle Mariners; rooted for Derek Jeter as a youngster...Favorite musical artist is Luke Bryan, favorite TV show is the new *Hawaii Five-0* series and favorite movie is anything from the *Fast & the Furious* series...For dinner, enjoys a good steak and prefers wraps for lunch.

VS.	GP	G	A	PTS	PIM	GP	G	A	PTS	PIM	GP	G	A	PTS	PIM		
ANA	2	0	1	1	0	DET	5	1	2	3	6	OTT	4	1	2	3	2
ARI	3	0	2	2	0	EDM	3	0	0	0	0	PHI	7	0	1	1	0
BOS	4	0	0	0	2	FLA	5	2	3	5	4	PIT	7	0	3	3	2
BUF	4	0	0	0	4	LA	2	0	1	1	0	SJ	2	0	1	1	0
CGY	3	0	1	1	2	MIN	4	0	2	2	0	STL	4	0	0	0	2
CAR	7	0	0	0	2	MTL	4	0	0	0	0	TB	5	0	1	1	8
CHI	3	0	3	3	2	NSH	2	0	0	0	0	TOR	3	0	0	0	2
COL	4	0	0	0	2	NJ	-	-	-	-	-	VAN	3	0	0	0	4
CBJ	8	0	3	3	4	NYI	6	0	1	1	0	WSH	5	2	0	2	4
DAL	4	0	1	1	0	NYR	6	0	4	4	0	WPG	4	0	0	0	2

YEAR	TEAM	LEAGUE	REGULAR SEASON													PLAYOFFS				
			GP	G	A	PTS	+/-	PIM	PP	SH	GW	GT	S	GP	G	A	PTS	PIM		
2007-08	Melville	SBA AHL	26	4	8	12	-	35	-	-	-	-	-	-	-	-	-	-	-	
2008-09	Melville	SBHL	-	-	-	-	-	-	-	-	-	-	-	-	-	-	-	-	-	
2009-10	Yorkton	SMHL	44	9	25	34	-	53	-	-	-	-	4	1	1	2	18	-		
	Melville	SJHL	1	0	1	1	-	2	-	-	-	-	-	-	-	-	-	-		
	Kelowna	WHL	5	0	0	0	-	0	-	-	-	-	-	-	-	-	-	-		
2010-11	Kelowna	WHL	64	4	13	17	-	53	-	-	-	-	10	2	0	2	13	-		
2011-12	Kelowna	WHL	56	7	30	37	-	80	-	-	-	-	4	2	0	2	2	-		
2012-13	Kelowna	WHL	71	10	42	52	-	74	-	-	-	-	11	1	9	10	18	-		
	Albany	AHL	2	0	2	2	-	0	-	-	-	-	-	-	-	-	-	-		
2013-14	Kelowna	WHL	64	15	46	61	-	63	-	-	-	-	14	4	14	18	18	-		
2014-15	DEVILS	NHL	51	5	12	17	13-	22	0	0	0	93	-	-	-	-	-	-		
2015-16	DEVILS	NHL	72	1	20	21	8-	32	0	0	0	94	-	-	-	-	-	-		
	Albany	AHL	3	0	1	1	-	9	-	-	-	-	11	0	8	8	14	-		
<b>DEVILS TOTALS</b>			<b>123</b>	<b>6</b>	<b>32</b>	<b>38</b>	<b>21-</b>	<b>54</b>	<b>0</b>	<b>0</b>	<b>0</b>	<b>187</b>	-	-	-	-	-	-		
<b>NHL TOTALS</b>			<b>123</b>	<b>6</b>	<b>32</b>	<b>38</b>	<b>21-</b>	<b>54</b>	<b>0</b>	<b>0</b>	<b>0</b>	<b>187</b>	-	-	-	-	-	-		

Played in CHL Top Prospects Game (2012) • WHL West Second All-Star Team (2014)





# DEVANTE SMITH-PELLEY

**HEIGHT:** 6-0 • **WEIGHT:** 215 LBS. • **SHOOTS:** RIGHT • **BORN:** 06/14/1992, SCARBOROUGH, ONT.  
**DRAFTED:** ANAHEIM'S 3RD CHOICE (2ND ROUND), 42ND OVERALL, IN 2010 ENTRY DRAFT

## LAST SEASON

Established a new career-high with 14g-11a-25pts this season...Scored a career-high 5 GWG, last one Mar. 20 vs. Columbus...Registered a career-high 2g-1a-3pts Mar. 17 vs. Minnesota...Had points in a career-high four straight games Mar. 10-17 (4g-2a-6pts)...Skated in the 200th game & posted 1a Mar. 12 at Los Angeles...Had goals in a career-high three straight games, including first two games with NJ, Feb. 27-Mar. 4 (3g-1a-4pts); posted 1g-1a-2pts in New Jersey debut Mar. 3 at Nashville...Acquired from Montreal Feb. 29...Posted 6g-6a-12pts and 22 PIM in 46 games with Canadiens...Recorded 2g Nov. 25 at NY Rangers for first career multi-goal game...Had points in three straight games Oct. 27-30 (1g-2a-3pts)...Had points in back-to-back games twice: Jan. 26-Feb. 2 (1g-1a-2pts) & Nov. 20-25 (2g-1a-3pts).

## CAREER

**2014-15:** Posted a career-best +3 rating on Oct. 22 vs. Buf...Had 2 career-high four-game assist/point streaks (Dec. 18-28)...Became the 500th player in Canadiens history in the NHL to score a goal (1st career goal with the Mtl.) on Apr. 5 at Fla...Set personal highs in assists (14) and points (20)...**2013-14:** Set season highs in time on ice (17:06) and hits (6), on Nov. 2 at Buf...Had a five-game AHL goal streak (Jan. 3-12, 5g)...Had first career AHL hat trick on Feb. 18 at Charlotte...Made his NHL playoff debut on Apr. 18 vs. Dal...Had 10 hits on Apr. 21 at Dal., the most by a Duck in a playoff game since 2006...Was youngest Ducks player (21 years, 317 days) to record a multi-goal game on April 27 at Dal...Led Anaheim in goals (5) and multi-goal games (2), co-led in power play goals (2) and ranked 3rd in shots (26) in the playoffs...**2012-13:** Ranked third on Norfolk in goals (14), fourth in points (32) and power play goals (4) and fifth in assists (18)...**2011-12:** Was the 3rd-youngest Duck (19 years, three months, 23 days) to appear in an NHL contest with his NHL debut in Anaheim's season opener on Oct. 7 at Buf. in Helsinki, Finland...Scored his first career PPG (also 1st career GWG) on Nov. 30 vs. Mtl...Scored his 1st career SHG, becoming the 2nd-youngest player (19 years, 9 months) to score while shorthanded in ANA history, on March 18 vs. Nsh...Led all Duck rookies in games (49), goals (7), assists (6), scoring (13), shots (66) and total time on ice (590:09)...**2010-11:** Recorded 2 hat tricks; on March 11 at Brampton and Jan. 23 at Niagara...Collected 66 points (36-30-66) with 50 penalty minutes in 67 games with Mississauga...Ranked 2nd on the Majors in scoring and goals, tied for 1st in powerplay goals (10), tied for 2nd in games, and 3rd in plus/minus (+49) and points-per-game (0.99)...Helped lead Mississauga to the OHL Final, earning 21 points (15-6-21) in 20 playoff games...Ranked tied for 4th among OHL postseason leaders in scoring, tied for 1st in goals, and 3rd in powerplay goals (6)...Led the Majors with 6 points (3-3-6) in 5 games during the 2011 Memorial Cup...**2009-10:** Scored 62 points (29-33-62) with a +27 rating and 35 penalty minutes



in 60 contests with Mississauga...Finished the season tied for the team lead in scoring while ranking 2nd in goals and powerplay goals (10)...Ranked 3rd in assists and plus/minus...Earned 14 points (8-6-14) in 16 OHL playoff games, advancing to the Eastern Conference Finals with the Majors...Led the club in goals and tied for 1st in postseason scoring...**OTHER:** Played in 2012 IIHF World Junior Championship (Calgary and Edmonton); fractured left foot (first metatarsal bone) after blocking a shot in Team Canada's 8-1 win over Finland, on Dec. 26 and missed the remainder of the tournament.

**HIGHLIGHTS**

1st NHL GP: 10/7/11, Ana. 1 @ Buf. 4 (in Helsinki, Fin.) • 1st NHL Goal: 11/9/11, Nsh. 4 @ Ana. 2 vs. P. Rinne • 1st NHL Assist: 10/8/11, NYR 1 @ Ana. 2 (SO) (in Stockholm, Swe.) • Most Goals in Game: 2; two times, last time 3/17/16, Min. 4 @ NJ 7 • Most Assists in Game: 1; 39 times, last time, 3/31/16, NJ 2 @ Fla. 3 • Most Pts. in Game: 3; 3/17/16, Min. 4 @ NJ 7 (2g-1a) • Most PIM in Game: 4; 3 times, last time 3/27/16, NJ 2 @ Car. 3 (2 min.) • Most Shots in Game: 6; 11/9/14, Van. 2 @ Ana. 1 (SO) • GP Streak: 26; 4/2-11/15 (5), 10/7-11/20/15 (21) • Goal-Scoring Streak: 3; 2/27-3/4/16 (3g) • Assist-Scoring Streak: 4; 12/18-28/14 (4a) • Point-Scoring Streak: 4; 2 times, last time 3/10-17/16 (4g-2a-6pts) • Penalties: 36 min. • Multiple-Pt. Games: 4 2-pt. games, 1 3-pt. game • Shootouts: 1-2 (50.0%).

**PERSONAL**

Grew up idolizing Jarome Iginla, switched to the no. 12 while playing in Anaheim in his honor...Appears in the documentary, *Soul on Ice: Past, Present & Future*, which looks at how black athletes are making a name for themselves in the sport of hockey...Big baseball and basketball fan, especially of his hometown Blue Jays and Raptors; enjoyed watching Allen Iverson growing up...Enjoys the music of Drake...Is good friends with Emerson Etem, the two played together during their minor hockey days as teenagers...Participated in BioSteel Camp this summer with teammates J. Blandisi, M. Cammalleri, L. Gazdic and T. Hall...Has participated in various charity endeavors in the off-season including *Play On* ball hockey tournaments, Zac Rinaldo's ball hockey tournament, Alexander Semin's charity road hockey game, Dominic Moore's Smashfest Ping-Pong event and The Fourth Period's Annual Charity Golf Tournament.

VS.	GP	G	A	PTS	PIM	GP	G	A	PTS	PIM	GP	G	A	PTS	PIM
ANA	2	1	0	1	0	DET	7	0	0	0	4	4	0	0	0
ARI	11	0	4	4	4	EDM	9	0	2	2	6	OTT	4	0	0
BOS	7	2	2	4	0	FLA	5	1	2	3	4	PHI	7	1	2
BUF	10	0	2	2	0	LA	11	2	2	4	2	PIT	7	0	1
CGY	6	1	1	2	2	MIN	7	2	3	5	0	SJ	12	1	3
CAR	7	1	1	2	4	MTL	3	1	2	3	2	STL	8	2	1
CHI	5	1	0	1	0	NSH	7	3	1	4	0	TB	9	1	0
COL	6	0	1	1	0	NJ	6	0	0	0	4	TOR	10	2	1
CBJ	9	3	1	4	0	NYI	4	0	1	1	2	VAN	11	1	4
DAL	4	1	0	1	0	NYR	6	2	1	3	0	WSH	8	0	1
												WPG	5	0	0

YEAR	TEAM	LEAGUE	REGULAR SEASON										PLAYOFFS						
			GP	G	A	PTS	+/-	PIM	PP	SH	GW	GT	S	GP	G	A	PTS	PIM	
2007-08	Tor. Jr. Can.	GTHL	85	38	39	77	-	159	-	-	-	-	-	-	-	-	-	-	-
2008-09	St. Michael's	OHL	57	13	12	25	-	24	-	-	-	-	-	-	-	-	-	-	-
2009-10	St. Michael's	OHL	60	29	33	62	-	35	-	-	-	-	-	16	8	6	14	20	
2010-11	St. Michael's	OHL	67	36	30	66	-	50	-	-	-	-	-	20	15	6	21	16	
2011-12	Anaheim	NHL	49	7	6	13	-7	16	1	1	1	-	66	-	-	-	-	-	
	Syracuse	AHL	4	0	1	1	-	2	-	-	-	-	-	-	-	-	-	-	
2012-13	Norfolk	AHL	65	14	18	32	-	65	-	-	-	-	-	-	-	-	-	-	
	Anaheim	NHL	7	0	0	0	-4	0	0	0	0	-	5	-	-	-	-	-	
2013-14	Anaheim	NHL	19	2	8	10	5	2	0	0	0	-	23	12	5	0	5	24	
	Norfolk	AHL	55	27	16	43	-	29	-	-	-	-	-	-	-	-	-	-	
2014-15	Anaheim	NHL	54	5	12	17	1	12	0	1	1	-	76	-	-	-	-	-	
	Montreal	NHL	20	1	2	3	-2	12	0	0	0	-	28	12	1	2	3	2	
2015-16	Montreal	NHL	46	6	6	12	2	22	0	3	3	-	40	-	-	-	-	-	
	DEVILS	NHL	18	8	5	13	1	8	0	0	2	-	34	-	-	-	-	-	
<b>DEVILS TOTALS</b>			<b>18</b>	<b>8</b>	<b>5</b>	<b>13</b>	<b>1</b>	<b>8</b>	<b>0</b>	<b>0</b>	<b>2</b>	<b>-</b>	<b>34</b>	<b>-</b>	<b>-</b>	<b>-</b>	<b>-</b>	<b>-</b>	
<b>NHL TOTALS</b>			<b>213</b>	<b>29</b>	<b>39</b>	<b>68</b>	<b>10</b>	<b>72</b>	<b>1</b>	<b>2</b>	<b>7</b>	<b>-</b>	<b>292</b>	<b>24</b>	<b>6</b>	<b>2</b>	<b>8</b>	<b>26</b>	

CHL Top Prospects Game (2010) • OHL All-Star Game (2010) • Memorial Cup All-Star Team (2011)

Traded to Montreal by Anaheim for Jiri Sekac, February 24, 2014. Traded to DEVILS by Montreal for Stefan Matteau, February 29, 2016.





---

# TRAVIS ZAJAC

---

**HEIGHT:** 6-2 • **WEIGHT:** 185 LBS. • **SHOOTS:** RIGHT • **BORN:** 05/13/1985, WINNIPEG, MAN.  
**DRAFTED:** NEW JERSEY'S 1ST CHOICE, 20TH OVERALL, IN 2004 ENTRY DRAFT

---

## LAST SEASON

Reached the 40-pt. mark (14g-28a-42pts) for the sixth time in his NHL career...Led New Jersey with 28a; was third on club with 42pts...Had points in back-to-back games for the eighth time (Mar. 27-29, 2g-1a)...Posted 1g-1a-2pts four times, most recently Mar. 29 vs. Boston...recorded 2a Mar. 19 at Columbus...Scored 2g Mar. 10 at San Jose for eighth career multi-goal game...Had points in three straight games twice: Feb. 4-8 (1g-2a-3pts) & Nov. 3-8 (2g-2a-4pts)...Scored second SHG of season/7th of career Feb. 8 at NY Rangers; 7 SHG rank 9th (tie, I. Kovalchuk & J. Pandolfo) in Devils' history...Tied career-high with 1g-3a-4pts Jan. 21 vs. Ottawa...Recorded 2a Dec. 29 vs. Carolina...Missed seven games Dec. 4-17 (upper body)...Scored 2 PPGs Oct. 29 at Philadelphia...Registered 1g-2a-3pts, including SHG, Oct. 20 vs. Arizona...Missed game Oct. 16 vs. San Jose (lower body).

## CAREER

**2014-15:** Posted 11g-14a-25pts in 74 games in ninth NHL campaign...Totals included his 600th career NHL game Feb. 17 vs. Buffalo; is one of just 15 players in team history to reach milestone...Ranked second (tie, M. Cammalleri) on club with career-high two SHG: Mar. 26 at Washington and Jan. 6 vs. Buffalo...Registered four multiple-point games, including three 1g-1a-2pt efforts: Jan. 6 vs. Buffalo, Dec. 29 vs. Pittsburgh and Nov. 10 at Boston...Also recorded 2a Mar. 14 at Arizona...Had points in back-to-back games five times...Was 0/2 in the shootout...Missed 8 games Nov. 29-Dec. 13 (lower body/mumps)...**2013-14:** Totaled 18g-30a-48pts overall; goal/point totals were his most since 2009-10 (25g/67pts), while assists were most since 2010-11 (31a)...Recorded eight multiple-point games; matched career high/team season high (J. Jagr) with 3g-1a-4pts, including first career hat trick, Mar. 31 vs. Florida...Had four season-high three-game point-scoring streaks, most recently Mar. 8-14 (2g-3a-5pts); totals showed two 3-game streaks over a 7-game span Dec. 7-21 (2g-5a-7pts)...Recorded 200th career NHL assist Mar. 8 vs. Carolina; posted 300th NHL point with goal Jan. 26 vs. NY Rangers at Yankee Stadium; appeared in 500th career NHL game Dec. 7 at NY Rangers; and netted 100th goal Nov. 10 vs. Nashville...Three power play goals and three game-winning goals were his most since 2009-10 (6 PPG & 4 GWG)...Notched third career overtime tally Nov. 20 at Anaheim; also netted GWG Apr. 5 at Carolina and Dec. 28 at NY Islanders...Missed two games Nov. 2-3 with lower body injury...**2012-13:** One of six players in Devils' lineup – and one of just four forwards – to see action in all 48 games; appeared in every game for fifth time in NHL career...Finished fourth on club with 7g-13a-20pts; six of seven goals and 16 of 20 points were recorded on home ice...Posted season-high 3-game point-scoring streak Mar. 19-23 (1g-4a-5pts)...Posted four multiple-point games, including consecutive two-assist efforts Mar. 21-23; also had two assists Apr. 20 vs. Florida and 1g-1a Feb. 15 vs. Philadelphia...Notched team's first goal of season Jan. 19 at NY Islanders...Re-signed to long-term contract Jan. 16, just prior to start of regular-season schedule...**2011-12:** Entered campaign as an injured, non-roster player with left Achilles tendon injury suffered during Aug. 17 off-ice workout; underwent successful surgery the following day...Recorded points in back-to-back games Mar. 31-Apr. 3 (1g-1a-2pts)...Notched fourth career game-deciding goal Mar. 27 vs. Chicago...Returned to lineup/posted assist Mar. 25 at Pittsburgh; activated/removed from Injured Reserve List that evening after missing 37 games Jan. 4-Mar. 23 with soreness...Played in eight straight contests through Jan. 2 after making season debut Dec. 16 vs. Dallas; activated off of I.R.

List that day...Posted points in back-to-back games Dec. 20-23 (1g-1a-2pts)...Finished post-season tied for third (B. Salvador) on Devils with 7g-7a-14pts...Led club with 3g-3a-6pts during Eastern Conference Quarterfinals vs. Florida; notched OT goal in game six...Posted team season-high 4-game point-scoring streak Apr. 29-May 6 (2g-2a-4pts)...**2010-11:** Recipient of *Unsung Hero* Award as voted by his teammates; honored at Apr. 7 Awards Luncheon...Is Devils' ironman; appeared in career-high/franchise-record 401 consecutive games Oct. 26, 2006 to Apr. 10, 2011...Set record Mar. 17 at Ottawa; tied K. Daneyko (388) Mar. 15 vs. Atlanta after passing S. Brylin (328) Oct. 27 at San Jose and K. Muller (321) Oct. 11 vs. Pittsburgh...Reached 388-game mark at 25 years, ten months and two days old; compared to Daneyko's 29 years, 11 months, and 12 days...Games-played total included his 400th career NHL contest Mar. 25 at Pittsburgh...Finished second on squad with 31a (P. Elias, 41), marking third straight 30a season; third with 44pts...Totals showed eight multiple-point games, including team season-high (tie, 6 other times) 1g-2a-3pts Feb. 6 at Montreal...Posted lone two-goal game of season/fifth of career Mar. 11 at Atlanta; notched first 2 PPG of season, including OT tally...Recorded five 3-game point-scoring streaks, most recently Mar. 2-6 (1g-2a-3pts)...Posted second career shorthanded goal Jan. 14 at Tampa Bay...Recorded GDG Nov. 27 vs. Philadelphia...Represented Team Canada/served as alternate captain at 2011 World Championships in Bratislava/Kosice, Czech Rep...**2009-10:** Only player in New Jersey's lineup to appear in all 82 games; passed J. Pandolfo (307) for fourth-longest consecutive games-played stretch in team history Mar. 20 vs. St. Louis...Total included 300th career NHL game Feb. 5 vs. Toronto, 200th point with assist Mar. 27 at Montreal and 100th assist Nov. 19 at Nashville...Set career highs with 25g and 67pts (20g/62pts, '08-09); 42a matched previous season's career best...Tied for second on team [5 others] with 4 GWG [Z. Parise, 5]...Posted points in six straight games Feb. 8-Mar. 5 (3g-6a-9pts)...Recorded career-high 18 multiple-point games, including career-high 1g-3a-4pts (since tied) Jan. 29 vs. Toronto...Had three 3a/point efforts: Apr. 10 vs. NY Islanders, Jan. 23 at NY Islanders and Nov. 12 at Pittsburgh...Had 14 2pt contests, including 2g Mar. 23 vs. Columbus...Recorded first career OT goal Jan. 29...**2008-09:** One of five players in team's lineup to play in all 82 games...With 20g-42a-62pts, established new career highs in goals (since surpassed), assists (since tied) and points (since surpassed)...First on squad/tied for fourth in NHL [D. Keith, Chi.] with career-high plus-33 mark after finishing at -11 the previous season; third with 42a...Posted assists/points in six straight contests Jan. 21-Feb. 6 (2g-7a-9pts)...Notched 15 multiple-point games after posting just 13 in first two seasons combined...Totals included four season-high 3pt efforts: 1g-2a Feb. 26 vs. Colorado, 1g-2a Jan. 10 at



VS.	GP	G	A	PTS	PIM	GP	G	A	PTS	PIM	GP	G	A	PTS	PIM		
ANA	11	1	2	3	2	DET	14	1	3	4	8	33	4	16	20	12	
ARI	11	3	7	10	9	EDM	10	0	5	5	4	PHI	48	12	20	32	10
BOS	32	7	7	14	0	FLA	30	9	15	24	10	PIT	51	12	17	29	26
BUF	32	5	6	11	14	LA	12	4	5	9	2	SJ	11	4	3	7	0
CGY	10	1	4	5	7	MIN	9	1	3	4	4	STL	10	0	3	3	2
CAR	37	9	15	24	16	MTL	33	3	12	15	10	TB	33	5	13	18	6
CHI	12	3	3	6	2	NSH	11	3	5	8	0	TOR	30	4	5	9	12
COL	10	1	4	5	4	NJ	-	-	-	-	-	VAN	10	2	4	6	4
CBJ	17	5	5	10	10	NYI	51	11	20	31	8	WSH	36	5	19	24	10
DAL	14	5	6	11	4	NYR	52	13	13	26	19	WPG	29	8	9	17	17

YEAR	TEAM	LEAGUE	REGULAR SEASON										PLAYOFFS						
			GP	G	A	PTS	+/-	PIM	PP	SH	GW	GT	S	GP	G	A	PTS	PIM	
2001-02	St. James	MJHL	-	-	-	-	-	-	-	-	-	-	-	-	-	-	-	-	-
2002-03	Salmon Arm	BCHL	59	16	36	52	-	27	-	-	-	-	-	11	2	4	6	6	
2003-04	Salmon Arm	BCHL	59	43	69	112	-	110	-	-	-	-	14	10	13	23	10	-	
2004-05	North Dakota	WCHA	45	20	19	39	-	16	-	-	-	-	-	-	-	-	-	-	
2005-06	North Dakota	WCHA	46	18	29	47	-	20	-	-	-	-	-	-	-	-	-	-	
	Albany	AHL	2	0	1	1	-	2	-	-	-	-	-	-	-	-	-	-	
2006-07	DEVILS	NHL	80	17	25	42	1	16	6	0	2	-	134	11	1	4	5	4	
2007-08	DEVILS	NHL	82	14	20	34	11	31	5	0	1	-	155	5	0	1	1	4	
2008-09	DEVILS	NHL	82	20	42	62	33	29	5	1	2	-	185	7	1	3	4	6	
	Canada	WC-A	5	0	0	0	-	2	-	-	-	-	-	-	-	-	-	-	
2009-10	DEVILS	NHL	82	25	42	67	22	24	6	0	4	-	210	5	1	1	2	2	
2010-11	DEVILS	NHL	82	13	31	44	6	24	2	1	1	-	173	-	-	-	-	-	
	Canada	WC-A	7	1	2	3	-	2	-	-	-	-	-	-	-	-	-	-	
2011-12	DEVILS	NHL	15	2	4	6	3	-	4	1	0	1	-	25	24	7	7	14	
2012-13	DEVILS	NHL	48	7	13	20	5	22	1	1	1	-	82	-	-	-	-	-	
2013-14	DEVILS	NHL	80	18	30	48	3	28	3	0	3	-	165	-	-	-	-	-	
2014-15	DEVILS	NHL	74	11	14	25	3	29	4	2	0	-	112	-	-	-	-	-	
2015-16	DEVILS	NHL	74	14	28	42	3	25	6	2	2	-	111	-	-	-	-	-	
<b>DEVILS TOTALS</b>			<b>699</b>	<b>141</b>	<b>249</b>	<b>390</b>	<b>34</b>	<b>232</b>	<b>39</b>	<b>7</b>	<b>17</b>	-	<b>1352</b>	<b>52</b>	<b>10</b>	<b>16</b>	<b>26</b>	<b>20</b>	
<b>NHL TOTALS</b>			<b>699</b>	<b>141</b>	<b>249</b>	<b>390</b>	<b>34</b>	<b>232</b>	<b>39</b>	<b>7</b>	<b>17</b>	-	<b>1352</b>	<b>52</b>	<b>10</b>	<b>16</b>	<b>26</b>	<b>20</b>	

BC/JHL Interior Conference MVP (2004) • BC/JHL Interior Conference First All-Star Team (2004) • Played in BC/JHL All-Star Game (2004) • WCHA All-Rookie Team (2005) • NCAA Championship All-Tournament Team (2005) • NCAA East All-Tournament Team (2005)



Los Angeles, 1g-2a Dec. 27 at NY Rangers and career-high (tie, since tied) 3a Nov. 15 vs. Washington...Matched career high with 2g Dec. 12 vs. NY Rangers (since surpassed)...Appeared in his 200th career game Jan. 4 vs. Ottawa; reached/surpassed 100pt mark Dec. 27 at NY Rangers...Tallied GDG Dec. 21 vs. Philadelphia in only shootout attempt of season...A member of Team Canada's Silver Medal-winning team at World Championships in Bern, Zurich-Kloten, Swi...**2007-08:** One of four New Jersey players to appear in all 82 games; joined Brylin, B. Gionta and D. Zubrus...Stats showed six multiple-point games, including two season-high 3pt efforts: season/career-high (tie, since tied) 3a Jan. 22 at Philadelphia and 1g-2a Oct. 13 at Atlanta...Had four 2pt games, including career-high (tie, since surpassed) 2g Oct. 17 at Pittsburgh...Posted 4-game point-scoring streak Jan. 16-22 (3g-3a-6pts)...Appeared in his 100th career game Nov. 17 at Philadelphia...Recorded six of his 14g vs. Atlantic Division opposition...Added 1a in five post-season games...**2006-07:** Completed first season as a pro/in NHL...Finished seventh on Devils with 17g-25a-42pts overall while appearing in 80 of 82 games...Matched team's rookie record (K. Todd, Feb. 8-21, '92 & S. Gomez, Nov. 12-Dec. 1, '99) with season/career-high 8-game point-scoring streak Mar. 15-30 (3g-6a-9pts)...Posted seven multiple-point games, including career-high 3a Nov. 17 vs. Ottawa (since tied)...Six 2pt games included first career 2g match Feb. 1 at Philadelphia...Recorded GDG Mar. 24 at Florida; finished 1-4 in SO overall...Missed two contests Oct. 21-24 with bruised thigh...Posted his first career NHL goal/Devils' lone tally Oct. 7 at Dallas...Made his NHL debut in season opener Oct. 6 at Carolina; game marked just the 13th time in team history that two rookies (J. Oduya) made their NHL debut in the same game...Joined D. Hale, P. Martin [Oct. 8, 2003]; J. Boumediene, S. Clemmensen, A. Salomonsson [Oct. 6, '01]; M. Danton, S. Gron [Feb. 23, '01]; M. Brodeur, J. Dowd [Mar. 26, '92]; J. Miller, J. Skalde [Oct. 7, '90]; N. Brady, V. Fetisov, S. Starikov [Oct. 5, '89]; K. Friesen, C. Terreri [Oct. 18, '86]; A. Chevrier, C. Wolanin [Oct. 10, '85]; U. Hiemer, K. Muller, M. Wilson [Oct. 12, '84]; A. Hepple, R. Trottier [Oct. 7, '83]; K. Daneyko, J. MacLean [Oct. 5, '83]; and L. Floyd, M. Moher [Feb. 27, '83]... Appeared in all 11 of the team's post-season contests...Assisted on J. Langenbrunner's OT goal in game 2 of ECSEF vs. Ottawa...Tallied first career post-season goal in game 1...Recorded 3a/pts in ECQF vs. Tampa Bay, including 2a in game 4 and first career playoff point with assist in game 3...One of three Devils' rookies (A. Greene & Oduya) to make NHL post-season debut in game 1...**OTHER:** Saw action in 2 games with Albany (AHL) in 2005-06 upon completion of collegiate career...Played two seasons at North Dakota (WCHA); school advanced to NCAA Championship Game his freshman season, as well as Frozen Four tourney as a sophomore...Named to NCAA Championship All-Tournament Team, NCAA East All-Tournament Team and WCHA All-Rookie Team in 2005...Drafted by New Jersey after two seasons with Salmon Arm (BCHL)...Signed first pro contract April 13, 2006.

### HIGHLIGHTS

1st NHL GP: 10/6/06, NJ 4 @ Car. 0 • 1st NHL Goal: 10/7/06, NJ 1 @ Dal. 3 vs. M. Turco • 1st NHL Assist: 10/26/06, Fla. 0 @ NJ 2 • Most Goals in Game: 3; 3/31/14, Fla. 3 @ NJ 6 • Most Assists in Game: 3; 8 times; last time 1/21/16 Ott. 3 @ NJ 6 • Most Pts. in Game: 4; 3 times, last time 1/21/16 Ott. 3 @ NJ 6 (1g-3a) • Most PIM in Game: 7; 2 times, last time 1/16/16 NJ 2 @ Phx. 0 [min., maj.] • Most Shots in Game: 8; 10/30/10, NJ 1 @ LA 3; 12/2/09, Van. 5 @ NJ 2 • GP Streak: 401; 10/26/06-4/8/07 (73), 10/4/07-4/6/08 (82), 10/10/08-4/11/09 (82), 10/3/09-4/11/10 (82), 10/8/10-4/10/11 (82) • Goal-Scoring Streak: 3; 4 times, last time 1/5-9/10 (3g) • Assist-Scoring Streak: 4; 2/12-3/5/10 (5a); 1/27-2/3/09 (7a); 3/22-28/07 (5a) • Point-Scoring Streak: 8; 3/15-30/07 (3g-6a-9pts) • Penalties: 101 min., 6 maj. • Multiple-Pt. Games: 64 2-pt. games, 13 3-pt. games, 3 4-pt. games • Shootouts: 6-26 (23.1%).

### PERSONAL

Married Nicole Hekle, Aug. 15, 2009; couple had their first child, Zenon Nathan, in Jan. 2012; also has a daughter, Veronika May, born Jan. 2014...Spends off-seasons in his hometown of Winnipeg, Man...Listens to country music and says that Doc Walker is his favorite band...First job was pumping gas at a local station...Has taken part in the *Summer SuperStar Showdown* golf tournament and hockey game with other NHLers in Winnipeg to benefit the *Believe in the Goal Foundation*, which raises money for cancer patient care, including a former teammate who was battling cancer...Joined fellow NHLers at the 2014 NHL *Player Media Tour* over two days at NYC and Prudential Center...Has participated in numerous charity golf tournaments back home, including the *Winnipeg Free Press' J. Toews and Friends Celebrity Pro-Am*...Lists his favorite movie as *Pool Hall Junkies* and his favorite TV show as *Friends*...Enjoys golf, movies and relaxing on his days off...Has three brothers, Darcy and Kelly who played for Albany (AHL), and Nolan, who played for the U. of Denver (WCHA) last season...Father, Tom, also played college hockey at U. of Denver; former Devils' scout/assistant coach Marshall Johnston was assistant coach at that time.

### HAT TRICKS

NO.	DATE	SCORE	GOALTENDER(S)
1.	3/31/14	Florida 3 at DEVILS 6	Dan Ellis

# NEW JERSEY

## AREA ICE & ROLLER RINK DIRECTORY

### **Barnabas Health Hockey House**

25 Lafayette Street  
Newark, NJ 07102  
973-757-6223

### **Clary Anderson Arena**

41 Chestnut Street  
Montclair, NJ 07042  
973-744-6088

### **Aspen Ice at Randolph**

16 Aspen Drive  
Randolph, NJ 07869  
973-927-9122

### **Hobey Baker Memorial Rink**

Faculty Road  
Princeton, NJ 08540  
609-258-1892

### **Beacon Hill Club**

250 Hobart Avenue  
Summit, NJ 07901  
908-277-6655

### **Bridgewater Sports Arena**

1425 Frontier Road  
Bridgewater, NJ 08807  
732-627-0006

### **Clark Roller Hockey Rink\***

590 Raritan Road  
Clark, NJ 07066  
732-382-5325

### **Codley Arena at South Mountain**

560 Northfield Avenue  
West Orange, NJ 07052  
973-731-3828

### **Englewood Field Club**

341 Engle Street  
Englewood, NJ 07631  
201-568-0094

### **Essex Hunt Club**

48 Holland Road  
Peapack, NJ 07977  
908-234-0062

### **Flemington Ice Arena**

426 Case Boulevard  
Flemington, NJ 08822  
908-237-1423

### **Floyd Hall Arena**

28 Clove Road  
Little Falls, NJ 07424  
973-746-7744

### **Charlie Heger Ice Rink**

807 Summit Avenue  
Jersey City, NJ 07307  
201-547-4392

### **Green Brook Skating Rink\***

132 Jefferson Avenue  
Green Brook, NJ 08812  
732-968-6636

### **Howell Ice World**

269 Squankum Road  
Farmingdale, NJ 07727  
732-378-6600

### **Ice House**

111 Midtown Bridge Approach  
Hackensack, NJ 07601  
201-487-8444

### **Ice Land Skating Center**

6 Tennis Court  
Hamilton, NJ 08619  
609-588-6672

### **Ice Vault Arena**

Ten Nevins Drive  
Wayne, NJ 07470  
973-628-1500

### **Ironbound Arena**

226 Rome Street  
Newark, NJ 07108  
973-733-3707

### **Jersey Shore Arena**

1215 Wyckoff Road  
Farmingdale, NJ 07727  
732-919-7070

### **Rich Korpi Ice Rink**

28th Street & Avenue "A"  
Bayonne, NJ 07002  
201-858-5566

### **Loucks Ice Center**

2500 Main Street  
Lawrenceville, NJ 08648  
609-895-2156

### **McGraw Rink**

650 The Great Road  
Princeton, NJ 08542  
609-924-6700

### **Mennen Sports Arena**

161 East Hanover Avenue  
Morristown, NJ 07962  
973-326-7651

### **Middletown Sports Complex**

214 Harmony Road  
Middletown, NJ 07748  
732-856-9700

### **Navesink Country Club**

50 Luffburrow Lane  
Middletown, NJ 07748  
732-842-3111

### **Ocean Ice Palace**

197 Chambers Bridge Road  
Brick, NJ 08723  
732-477-4411

### **Old Bridge Arena**

One Old Bridge Plaza  
Old Bridge, NJ 08857  
732-607-7971

### **ProtecHockey Ponds**

15 Worlds Fair Drive  
Somerset, NJ 08873  
732-868-9181

### **ProSkate**

1000 Cornwall Road  
Monmouth Junction, NJ 08852  
732-940-6400

### **Tab Ramos Sports Center\***

17 Blair Road  
Aberdeen, NJ 07747  
732-290-0003

### **Red Bank Army**

76 Chestnut Street  
Red Bank, NJ 07701  
732-450-9001

### **Rock Ice Center**

125 North Avenue  
Dunellen, NJ 08812  
732-752-8600

### **Secaucus Ice Rink**

1203 Paterson Plank Road  
Secaucus, NJ 07094  
201-330-0273

### **Skylands Ice World**

2765 State Highway 23  
Stockholm, NJ 07460  
973-697-1600

### **Sport-O-Rama**

20 College Road  
Monsey, NY 10952  
845-356-3919

### **Staten Island Ice Skating Pavilion**

3080 Arthur Kill Road  
Staten Island, NY 10309  
718-948-4800

### **Twin Oaks Ice Rink**

65 Columbia Road  
Morristown, NJ 07960  
973-292-5699

### **Union Sports Arena**

2441-A U.S. Highway 22 West  
Union, NJ 07083  
908-687-8610

### **Warinanco Sports Center**

Thompson Avenue  
Roselle, NJ 07203  
908-298-7850

### **Winding River Skating Center**

1211 Whitesville Road  
Toms River, NJ 08755  
732-244-0720


### **Woodbridge Community Center**

600 Main Street  
Woodbridge, NJ 07095  
732-596-4103

### **John T Wright Arena at Mackay Park**

130 W. Englewood Avenue  
Englewood, NJ 07631  
201-568-3133

\*Denotes roller skating rink.



## JOEY ANDERSON

## RIGHT WING

Born, Fridley, MN, June 19, 1998; Shoots right. 5'11", 190 lbs.; New Jersey's 3rd choice, 73rd overall, in 2016 Entry Draft.

YEAR	TEAM	LEAGUE	REGULAR SEASON								PLAYOFFS				
			GP	G	A	PTS	PIM	PP	SH	S	GP	G	A	PTS	PIM
2012-13	Hill-Murray	MN	12	14	9	23	2	-	-	-	3	1	3	4	0
2013-14	Hill-Murray	MN	25	21	29	50	16	-	-	-	3	4	2	6	2
2014-15	Team Northeast	MN	21	13	11	24	8	-	-	-	2	2	1	3	0
	United States	USHL	35	14	10	24	6	-	-	-	-	-	-	-	-
2015-16	Un. States	USDP-17	55	21	21	42	8	-	-	-	-	-	-	-	-
	United States	USHL	25	10	10	20	14	-	-	-	-	-	-	-	-
	Un. States	USDP-18	64	27	30	57	20	-	-	-	-	-	-	-	-



## KEN APPLEBY

## GOALTENDER


Born, North Bay, Ont., April 10, 1995; Catches left. 6'4", 210 lbs.; Not drafted, signed as a free agent.

YEAR	TEAM	LEAGUE	REGULAR SEASON								PLAYOFFS						
			GP	W	L	O/TMINS	GA	SO	AVG	GP	W	L	MINS	GA	SO	AVG	
2010-11	North Bay	GNMHL	16	-	-	-	907	42	1	2.78	1	-	-	-	-	-	4.07
2011-12	Kirk. Lake BD	NOJHL	18	-	-	-	-	-	-	5.25	-	-	-	-	-	-	
	Kirk. Lake GM	NOJHL	11	-	-	-	-	-	-	4.15	3	-	-	-	-	6.74	
2012-13	Oshawa	OHL	18	6	4	2	756	34	0	2.70	-	-	-	-	-	-	
2013-14	Oshawa	OHL	24	11	7	3	1234	51	3	2.48	1	0	1	59	3	0	3.06
2014-15	Oshawa	OHL	50	38	7	4	2935	102	6	2.08	21	16	5	1259	47	2	2.24
2015-16	Adirondack	ECHL	29	17	9	2	1712	64	3	2.24	12	7	5	754	29	1	2.31
	Albany	AHL	8	3	3	2	486	21	1	2.59	-	-	-	-	-	-	

NOJHL Second All-Star Team (2012) • OHL Second All-Star Team (2015) • Co-winner Dave Pinkney Trophy (Lowest Team Goals Against) (2015) • Memorial Cup All-Star Team (2015) • Memorial Cup Most Outstanding Goaltender (2015)

\*Led League

Signed as a free agent by DEVILS, October 5, 2015.



## YOHANN RIVUTU

## DEFENSEMAN

Born, Ivry-sur-Seine, France, July 27, 1989; Shoots left. 6'0", 200 lbs.; Not drafted, signed as a free agent.

YEAR	TEAM	LEAGUE	REGULAR SEASON								PLAYOFFS				
			GP	G	A	PTS	PIM	PP	SH	S	GP	G	A	PTS	PIM
2004-05	Viry	Fra. U-18	9	2	4	6	4	-	-	-	6	3	5	8	2
2005-06	Mont. II	Fra. U-18	3	4	1	5	2	-	-	-	-	-	-	-	-
	Mont.-Bl.	Fra. U-18	3	10	4	14	0	-	-	-	-	-	-	-	-
2006-07	Mont.-Bl.	Fra. U-22	11	5	7	12	18	-	-	-	-	-	-	-	-
	Mont.-Blanc	Fra.	23	8	2	10	4	-	-	-	2	0	0	0	0
2007-08	France	WJC-D1	5	1	0	1	2	-	-	-	-	-	-	-	-
	Mont.-Bl.	Fra. U-22	15	12	14	26	0	-	-	-	2	5	0	5	0
2008-09	France	WJC-D1	20	5	5	10	8	-	-	-	6	0	3	3	2
	France	WJC-D1	5	0	1	1	2	-	-	-	-	-	-	-	-
2008-09	JYP Jyv.	Fin.Jr.	39	12	14	26	6	-	-	-	-	-	-	-	-
	France	WJC-D1	5	3	7	10	0	-	-	-	-	-	-	-	-
2009-10	JYP Jyv.	Fin.Jr.	2	1	2	3	2	-	-	-	-	-	-	-	-
	D Team	Fin.-2	44	9	6	15	12	-	-	-	12	2	1	3	6
2010-11	France	WC-A	6	0	2	2	4	-	-	-	-	-	-	-	-
	JYP Jyvyskyla	Fin.	7	0	0	0	0	-	-	-	-	-	-	-	-
2011-12	D Team	Fin.-2	34	10	11	21	34	-	-	-	8	4	2	6	4
	France	WC-A	6	0	1	1	2	-	-	-	-	-	-	-	-
2011-12	JYP Jyvyskyla	Fin.	33	1	1	2	8	-	-	-	11	1	0	1	6
	JYP Akatem.	Fin.-2	9	2	4	6	6	-	-	-	-	-	-	-	-
2012-13	France	WC-A	6	2	2	4	0	-	-	-	-	-	-	-	-
	JYP Jyvyskyla	Fin.	44	3	9	12	18	-	-	-	10	1	1	2	8
2013-14	JYP Akatem.	Fin.-2	1	1	0	1	0	-	-	-	-	-	-	-	-
	France	OGQ	3	0	2	2	0	-	-	-	-	-	-	-	-
2013-14	France	WC-A	7	0	0	0	2	-	-	-	-	-	-	-	-
	JYP Jyvyskyla	Fin.	29	1	5	6	8	-	-	-	6	2	1	3	2
2014-15	JYP Akatem.	Fin.-2	1	0	0	0	0	-	-	-	-	-	-	-	-
	France	WC-A	8	0	2	2	2	-	-	-	-	-	-	-	-
2015-16	HIFK Helsinki	Fin.	55	8	8	16	10	-	-	-	8	3	2	5	2
	France	WC-A	7	0	3	3	0	-	-	-	-	-	-	-	-
2015-16	HIFK Helsinki	Fin.	48	6	15	21	6	-	-	-	18	6	7	13	14
	France	WC-A	7	0	3	3	2	-	-	-	-	-	-	-	-

Won Pekka Rautakallio Award (SM-Liiga Best Defenseman) (2016) • SM-Liiga First All-Star Team (2016)

\*Led League

Signed as a free agent by DEVILS, May 27, 2016.




## BRANDON BADDOCK

## LEFT WING

Born, Vermilion, Alta., March 29, 1995; Shoots left. 6'4", 225 lbs.; New Jersey's 6th choice, 161st overall, in 2014 Entry Draft.

YEAR	TEAM	LEAGUE	REGULAR SEASON										PLAYOFFS				
			GP	G	A	PTS	PIM	PP	SH	S	GP	G	A	PTS	PIM		
2008-09	Wainwright	AMBHL	27	16	11	27	18	-	-	-	-	-	-	-	-		
2009-10	Lloydminster	AMBHL	33	11	10	21	42	-	-	-	-	-	-	-			
2010-11	Lloydminster	AMMHL	38	27	23	50	116	-	-	-	-	-	-	-			
2011-12	Lloydminster	AJHL	41	2	1	3	91	-	-	-	-	1	0	0			
	Edmonton	WHL	1	0	0	0	0	-	-	-	-	-	-	-			
2012-13	Edmonton	WHL	59	7	4	11	73	-	-	-	-	22	0	1			
2013-14	Edmonton	WHL	56	6	11	17	128	-	-	-	-	13	1	0			
	Lloydminster	AJHL	-	-	-	-	-	-	-	-	-	-	-	-			
2014-15	Edmonton	WHL	71	19	21	40	136	-	-	-	-	5	1	0			
	Albany	AHL	-	-	-	-	-	-	-	-	-	-	-	-			
2015-16	Edmonton	WHL	68	22	13	35	143	-	-	-	-	6	2	0			
												2	14				



## NATHAN BASTIAN

## RIGHT WING

Born, Kitchener, Ont., December 6, 1997; Shoots right. 6'4", 205 lbs.; New Jersey's 2nd choice, 41st overall, in 2016 Entry Draft.

YEAR	TEAM	LEAGUE	REGULAR SEASON										PLAYOFFS				
			GP	G	A	PTS	PIM	PP	SH	S	GP	G	A	PTS	PIM		
2011-12	Cambridge	AHMMPL	5	0	0	0	0	-	-	-	-	-	-	-	-		
2012-13	Kitchener	AHMMPL	30	11	13	24	8	-	-	-	-	11	5	7			
2013-14	Brantford	GOJHL	48	17	29	46	24	-	-	-	-	-	-	-			
	Mississauga	OHL	19	2	1	3	6	-	-	-	-	4	0	0			
2014-15	Mississauga	OHL	68	17	12	29	22	-	-	-	-	-	-	-			
2015-16	Mississauga	OHL	64	19	40	59	50	-	-	-	-	5	0	4			
												4	4	0			

Played in CHL Top Prospects Game (2016)




## MACKENZIE BLACKWOOD

## GOALTENDER

Born, Thunder Bay, Ont., December 9, 1996; Catches left. 6'4", 225 lbs.; New Jersey's 2nd choice, 42nd overall, in 2015 Entry Draft.

YEAR	TEAM	LEAGUE	REGULAR SEASON										PLAYOFFS				
			GP	W	L	O/T	MINS	GA	SO	AVG	GP	W	L	MINS	GA	SO	AVG
2010-11	Neebing	Bantam	-	-	-	-	-	-	-	-	-	-	-	-	-	-	-
2011-12	Thunder Bay	NAPHL	38	15	13	2	1776	121	1	3.08	-	-	-	-	-	-	
2012-13	Elmira	GOJHL	24	10	8	2	1309	74	0	3.39	-	-	-	-	-	-	
	Barrie	OHL	-	-	-	-	-	-	-	-	-	-	-	-	-	-	
2013-14	Barrie	OHL	45	23	15	2	2497	124	1	2.98	10	5	4	552	24	1	
2014-15	Barrie	OHL	51	33	14	2	2953	152	2	3.09	9	5	4	562	27	0	
2015-16	Barrie	OHL	43	28	13	0	2452	111	3	2.72	13	6	5	796	36	1	
	Canada	WJC-A	3	0	2	0	183	12	0	3.95	-	-	-	-	-	-	

OHL First All-Rookie Team (2014) • OHL Goaltender of the Year (2016) • OHL First All-Star Team (2016)



## JESPER BRATT

## LEFT WING

Born, Stockholm, Swe., July 30, 1998; Shoots left. 5'10", 170 lbs.; New Jersey's 8th choice (6th round), 162nd overall, in 2016 Entry Draft.

YEAR	TEAM	LEAGUE	REGULAR SEASON										PLAYOFFS				
			GP	G	A	PTS	PIM	PP	SH	S	GP	G	A	PTS	PIM		
2010-11	Trang-2	Swe. U18	3	0	0	0	0	-	-	-	-	-	-	-	-		
2011-12	Trangsunds	Swe. U18	3	1	0	1	0	-	-	-	-	-	-	-			
2012-13	Trangsunds	Swe. U18	29	9	15	24	8	-	-	-	-	-	-	-			
	Trangsunds	Swe. U20	2	0	1	1	0	-	-	-	-	6	1	1			
	Trangsunds	Swe. 2	3	0	0	0	0	-	-	-	-	-	-	-			
2013-14	AIK Elit.	Swe. U18	20	4	12	16	10	-	-	-	-	-	-	-			
	AIK Alls.	Swe. U18	18	6	12	18	14	-	-	-	-	-	-	-			
2014-15	AIK Elit.	Swe. U18	2	1	1	2	6	-	-	-	-	-	-	-			
	AIK Alls.	Swe. U18	4	1	6	7	2	-	-	-	-	2	0	1			
	AIK	Swe. U20	39	17	23	40	20	-	-	-	-	1	0	0			
	AIK	Swe. Jr.	1	0	0	0	0	-	-	-	-	4	0	1			
2015-16	AIK	Swe. U20	2	1	1	2	2	-	-	-	-	1	0	0			
	AIK	Swe. Jr.	48	8	9	17	6	-	-	-	-	10	0	0			
												0	0	4			





## CARTER CAMPER


## CENTER/WING

Born, Rocky River, OH, July 6, 1988; Shoots right. 5'9", 175 lbs.; Not drafted, signed as a free agent.

YEAR	TEAM	LEAGUE	REGULAR SEASON										PLAYOFFS					
			GP	G	A	PTS	PIM	PP	SH	S	GP	G	A	PTS	PIM			
2004-05	Cleveland	NAHL	54	14	23	37	12	-	-	-	-	-	-	-	-	-	-	-
2005-06	Cleveland	NAHL	57	31	51	82	26	-	-	-	-	-	-	14	6	15	21	4
2006-07	Lincoln	USHL	56	23	48	71	40	-	-	-	-	-	-	4	1	1	2	2
2007-08	Miami	CCHA	33	15	26	41	20	-	-	-	-	-	-	-	-	-	-	-
2008-09	Miami	CCHA	40	20	22	42	24	-	-	-	-	-	-	-	-	-	-	-
2009-10	Miami	CCHA	44	15	28	43	14	-	-	-	-	-	-	-	-	-	-	-
2010-11	Miami	CCHA	39	19	38	57	27	-	-	-	-	-	-	-	-	-	-	-
	Providence	AHL	3	1	1	2	2	-	-	-	-	-	-	-	-	-	-	-
2011-12	Boston	NHL	3	1	0	1	0	0	0	1	-	-	-	-	-	-	-	-
	Providence	AHL	69	18	30	48	18	-	-	-	-	-	-	-	-	-	-	-
2012-13	Providence	AHL	57	10	37	47	6	-	-	-	-	-	12	8	5	13	0	
2013-14	Providence	AHL	41	8	23	31	16	-	-	-	-	-	-	-	-	-	-	-
	Springfield	AHL	19	4	16	20	8	-	-	-	-	-	5	1	4	5	0	
2014-15	Binghamton	AHL	75	15	37	52	16	-	-	-	-	-	-	-	-	-	-	-
2015-16	Hershey	AHL	64	9	25	34	16	-	-	-	-	-	21	6	11	17	2	
<b>NHL TOTALS</b>			<b>3</b>	<b>1</b>	<b>0</b>	<b>1</b>	<b>0</b>	<b>0</b>	<b>0</b>	<b>1</b>	-	-	-	-	-	-	-	-

NAHL First All-Star Team (2006) • USHL Second All-Star Team (2007) • CCHA All-Rookie Team (2008) • CCHA First All-Star Team (2009, 2011) • NCAA West Second All-American Team (2009, 2011) • CCHA Scholar-Athlete of the Year (2011) • Played in AHL All-Star Game (2012)

Signed as a free agent by Boston, April 7, 2011. Traded to Columbus by Boston for Blake Parlett, February 7, 2014. Signed as a free agent by Ottawa, July 2, 2014. Signed as a free agent by Washington, July 1, 2015. Signed as a free agent by DEVILS, July 1, 2016.




## BLAKE COLEMAN

## CENTER

Born, Plano, TX, November 28, 1991; Shoots left. 5'11", 200 lbs.; New Jersey's 2nd choice (3rd round), 75th overall, in 2011 Entry Draft.

YEAR	TEAM	LEAGUE	REGULAR SEASON										PLAYOFFS					
			GP	G	A	PTS	PIM	PP	SH	S	GP	G	A	PTS	PIM			
2004-05	Dallas	Bantam	-	-	-	-	-	-	-	-	-	-	-	-	-	-	-	-
2005-06	Dallas	Bantam	-	-	-	-	-	-	-	-	-	-	-	-	-	-	-	-
2006-07	Belle Tire	Midget	29	12	16	28	30	-	-	-	-	-	-	-	-	-	-	-
2007-08	D	I	D	N	O	T	-	-	-	P	L	A	Y	-	-	-	-	-
2008-09	Dallas	MWEHL	46	21	24	45	120	-	-	-	-	-	-	-	-	-	-	-
2009-10	Tri-City	USHL	22	2	10	12	32	-	-	-	-	-	-	-	-	-	-	-
	Indiana	USHL	36	8	8	16	24	-	-	-	-	-	9	0	2	2	13	
2010-11	Indiana	USHL	59	34	*58	*92	72	-	-	-	-	-	5	2	2	4	10	
2011-12	Miami	CCHA	39	12	11	23	56	-	-	-	-	-	-	-	-	-	-	-
2012-13	Miami	CCHA	40	9	10	19	56	-	-	-	-	-	-	-	-	-	-	-
2013-14	Miami	NCHC	27	19	9	28	65	-	-	-	-	-	-	-	-	-	-	-
2014-15	Miami	NCHC	37	20	17	37	99	-	-	-	-	-	-	-	-	-	-	-
2015-16	Albany	AHL	14	4	3	7	49	6	2	30	-	-	-	-	-	-	-	-

USA Hockey Junior Player of the Year (2011) • USHL Player of the Year (2011) • USHL Forward of the Year (2011) • USHL First All-Star Team (2011) • Played in USHL All-Star Game (2011) • NCAA All-Midwest Team (2013) • NCHC All-Academic Team (2014) • NCHC Tournament MVP (2015) • NCHC All-Tournament Team (2015) • Led League



## EVAN CORMIER

## GOALTENDER

Born, Bowmanville, Ont., November 6, 1997; Catches left. 6'3", 200 lbs.; New Jersey's 6th choice (4th round), 105th overall, in 2016 Entry Draft.

YEAR	TEAM	LEAGUE	REGULAR SEASON										PLAYOFFS				
			GP	W	L	O/TMINS	GA	SO	AVG	GP	W	L	MINS	GA	SO	AVG	
2012-13	Clarington	ETAMMHL	19	-	-	-	-	-	-	-	-	-	-	-	-	-	-
	Clarington	Midget	25	-	-	-	-	-	-	2.40	-	-	-	-	-	-	-
	Cobourg	OJHL	-	-	-	-	-	-	-	-	4	-	-	-	-	-	4.53
2013-14	North Bay	NOJHL	37	-	-	-	-	-	-	3.96	4	-	-	-	-	-	4.75
	North Bay	OHL	3	1	0	0	83	1	0	0.72	-	-	-	-	-	-	-
2014-15	North Bay	OHL	8	3	2	1	408	17	2	2.50	-	-	-	-	-	-	-
	Saginaw	OHL	22	9	10	0	1224	71	1	3.48	4	0	4	238	21	0	5.29
2015-16	Saginaw	OHL	58	21	27	7	3246	201	1	3.72	4	0	3	166	20	0	7.23

NOJHL Second All-Star Team (2014) • OHL Second All-Rookie Team (2015)



## JEREMY DAVIES

## DEFENSEMAN

Born, Montreal, Que., December 4, 1996; Shoots left. 5'11", 180 lbs.; New Jersey's 9th choice (7th round), 192nd overall, in 2016 Entry Draft.

YEAR	TEAM	LEAGUE	REGULAR SEASON										PLAYOFFS					
			GP	G	A	PTS	PIM	PP	SH	S	GP	G	A	PTS	PIM			
2011-12	Lac St. Louis	QMEAA	29	3	9	12	24	-	-	-	-	-	-	3	0	0	0	0
2012-13	Lac St. Louis	QMAAA	42	5	27	32	12	-	-	-	-	-	-	5	1	1	2	0
2013-14	Lac St. Louis	QMAAA	42	7	26	33	74	-	-	-	-	-	-	16	4	15	19	28
2014-15	Waterloo	USHL	11	1	3	4	6	-	-	-	-	-	-	-	-	-	-	-
	Bloomington	USHL	43	3	17	20	70	-	-	-	-	-	-	-	-	-	-	-
2015-16	Bloomington	USHL	60	13	36	49	48	-	-	-	-	-	-	8	0	6	6	6

QMAAA Second All-Star Team (2014) • USHL First All-Star Team (2016)

**J.D. DUDEK**

Born, Derry, NH, January 29, 1996; Shoots right. 5'11", 185 lbs.; New Jersey's 5th choice (6th round), 152nd overall, in 2014 Entry Draft.

YEAR	TEAM	LEAGUE	REGULAR SEASON							PLAYOFFS					
			GP	G	A	PTS	PIM	PP	SH	S	GP	G	A	PTS	PIM
2011-12	Pinkerton Acad.	NH	-	-	-	-	-	-	-	-	-	-	-	-	-
2012-13	Kimball Union Acad.	NH	29	17	25	42	-	-	-	-	-	-	-	-	
2013-14	Kimball Union Acad.	NH	25	9	35	44	-	-	-	-	-	-	-	-	
2014-15	Dubuque	USHL	41	6	6	12	66	-	-	-	-	-	-	-	
	Chicago	USHL	13	4	2	6	6	-	-	-	-	-	-	-	
2015-16	Boston College	HE	34	1	2	3	6	-	-	-	-	-	-	-	




**ARTUR GAVRUS**

Born, Ratichi, Belarus, January 3, 1994; Shoots left. 5'10", 185 lbs.; New Jersey's 7th choice (6th round), 180th overall, in 2012 Entry Draft.

YEAR	TEAM	LEAGUE	REGULAR SEASON							PLAYOFFS					
			GP	G	A	PTS	PIM	PP	SH	S	GP	G	A	PTS	PIM
2009-10	Neman Grodno-2	Blr.-2	41	14	12	26	22	-	-	-	-	-	-	-	-
2010-11	Neman Grodno-2	Blr.-2	19	4	4	8	18	-	-	-	-	-	-	-	
2011-12	Owen Sound	OHL	45	15	22	37	18	-	-	-	1	0	0	0	0
2012-13	Neman Grodno	Blr.	15	5	7	12	0	-	-	-	-	-	-	-	
	Neman Grodno-2	Blr.-2	2	0	3	3	0	-	-	-	-	-	-	-	
	Belarus	WJC-1A	5	5	5	*10	4	-	-	-	-	-	-	-	
	Owen Sound	OHL	21	8	6	14	11	-	-	-	12	3	5	8	2
	Belarus	WC-A	3	0	0	0	0	-	-	-	-	-	-	-	
2013-14	Minsk	KHL	30	1	3	4	8	-	-	-	-	-	-	-	
	Bobruisk	MHL	4	2	1	3	0	-	-	-	-	-	-	-	
	Belarus	WJC-1A	5	5	*6	*11	0	-	-	-	-	-	-	-	
2014-15	Minsk	KHL	36	5	4	9	12	-	-	-	-	-	-	-	
	Molodechno	Blr.	4	2	4	6	2	-	-	-	-	-	-	-	
	Bobruisk	MHL	3	1	1	2	12	-	-	-	-	-	-	-	
	Belarus	WC-A	8	2	3	5	2	-	-	-	-	-	-	-	
2015-16	Minsk	KHL	19	3	7	10	0	-	-	-	-	-	-	-	
	Belarus	WC-A	7	2	0	2	0	-	-	-	-	-	-	-	

WJC-1A Best Forward (2013)

\*Led League



**BRANDON GIGNAC**

Born, Repentigny, Que., November 7, 1997; Shoots left. 5'11", 170 lbs.; New Jersey's 4th choice (3rd round), 80th overall, in 2016 Entry Draft.

YEAR	TEAM	LEAGUE	REGULAR SEASON							PLAYOFFS					
			GP	G	A	PTS	PIM	PP	SH	S	GP	G	A	PTS	PIM
2012-13	Coll. Esther	QMAAA	42	20	17	37	46	-	-	-	3	0	1	1	4
2013-14	Shawinigan	QMJHL	53	5	9	14	18	-	-	-	4	0	1	1	6
2014-15	Shawinigan	QMJHL	63	9	31	40	18	-	-	-	7	2	1	3	4
2015-16	Shawinigan	QMJHL	67	24	37	61	41	-	-	-	20	7	9	16	8




**BRANDON GORMLEY**


Born, Murray River, P.E.I., February 18, 1992; Shoots left. 6'2", 195 lbs.; Phoenix's 1st choice, 13th overall, in 2010 Entry Draft.

YEAR	TEAM	LEAGUE	REGULAR SEASON							PLAYOFFS					
			GP	G	A	PTS	PIM	PP	SH	S	GP	G	A	PTS	PIM
2007-08	Notre Dame	SMHL	42	23	33	56	63	-	-	-	9	1	6	7	18
2008-09	Moncton	QMJHL	62	7	20	27	34	-	-	-	10	1	3	4	6
2009-10	Moncton	QMJHL	58	9	34	43	54	-	-	-	21	2	15	17	10
2010-11	Moncton	QMJHL	47	13	35	48	42	-	-	-	5	0	1	1	6
	San Antonio	AHL	4	1	0	1	0	-	-	-	-	-	-	-	-
2011-12	Moncton	QMJHL	26	10	17	27	18	-	-	-	-	-	-	-	-
	Shawinigan	QMJHL	9	0	5	5	4	-	-	-	7	5	2	7	8
	Canada	WJC-A	6	3	3	6	2	-	-	-	-	-	-	-	-
2012-13	Portland	AHL	68	5	24	29	44	-	-	-	3	1	2	3	0
2013-14	Phoenix	NHL	5	0	0	0	2	0	0	4	-	-	-	-	-
	Portland	AHL	54	7	29	36	34	-	-	-	-	-	-	-	-
2014-15	Arizona	NHL	27	2	2	4	10	1	0	39	-	-	-	-	-
	Portland	AHL	23	3	7	10	18	-	-	-	5	1	4	5	2
2015-16	Colorado	NHL	26	0	1	1	8	0	0	11	-	-	-	-	-
	San Antonio	AHL	39	4	2	6	26	-	-	-	-	-	-	-	-
<b>NHL TOTALS</b>			<b>58</b>	<b>2</b>	<b>3</b>	<b>5</b>	<b>20</b>	<b>1</b>	<b>0</b>	<b>54</b>	-	-	-	-	-

QMJHL All-Rookie Team (2009) • Played in CHL Top Prospects Game (2010) • QMJHL Second All-Star Team (2010, 2011) • Memorial Cup All-Star Team (2012) • WJC-A Best Defenseman (2012) • WJC-A All-Star Team (2012)

Traded from Arizona to Colorado for Stefan Elliott, September 9, 2015. Signed as a free agent by DEVILS, July 28, 2016.





## JOSHUA JACOBS

Born, Shelby Township, MI, February 15, 1996; Shoots right. 6'2", 200 lbs.; New Jersey's 2nd choice, 41st overall, in 2014 Entry Draft.

## DEFENSEMAN

YEAR	TEAM	LEAGUE	REGULAR SEASON								PLAYOFFS				
			GP	G	A	PTS	PIM	PP	SH	S	GP	G	A	PTS	PIM
2009-10	Belle Tire	MWEHL	29	8	14	22	20	-	-	-	-	-	-	-	-
2010-11	Belle Tire	MWEHL	31	9	19	28	24	-	-	-	-	-	-	-	
2011-12	Honeybaked	Midget	24	3	14	17	20	-	-	-	-	-	-	-	
2012-13	Indiana	USHL	48	2	13	15	52	-	-	-	-	-	-	-	
2013-14	Indiana	USHL	56	5	18	23	46	-	-	-	12	3	2	5	2
2014-15	Michigan St.	Big 10	35	0	9	9	26	-	-	-	-	-	-	-	
2015-16	Samia	OHL	67	4	20	24	38	-	-	-	7	0	5	5	0
	Albany	AHL	1	0	0	0	0	-	-	-	-	-	-	-	

Played in USHL All-Star Game (2014) • Big 10 All-Rookie Team (2015)



## MAURO JORG

Born, Chur, Switzerland, April 29, 1990; Shoots left. 6'0", 200 lbs.; New Jersey's 5th choice (7th round), 204th overall, in 2010 Entry Draft.

## RIGHT WING

YEAR	TEAM	LEAGUE	REGULAR SEASON								PLAYOFFS				
			GP	G	A	PTS	PIM	PP	SH	S	GP	G	A	PTS	PIM
2006-07	Lugano	Swi. Jr.	4	2	3	5	6	-	-	-	-	-	-	-	-
	Arosa	Swi.-3	7	4	1	5	8	-	-	-	1	0	0	0	2
	Chur	Swi.-2	20	1	1	2	0	-	-	-	-	-	-	-	
2007-08	Chur	Swi. Jr.	4	4	1	5	18	-	-	-	-	-	-	-	
	Chur	Swi.-2	40	11	9	20	33	-	-	-	-	-	-	-	
	Lugano	Swi. Jr.	8	5	2	7	12	-	-	-	-	-	-	-	
		Swi.	-	-	-	-	-	-	-	-	1	0	0	0	
2008-09	Ceresio	Swi.-3	1	0	0	0	0	-	-	-	-	-	-	-	
	Lugano	Swi. Jr.	3	0	3	3	0	-	-	-	2	0	3	3	4
	Lugano	Swi.	47	3	3	6	6	-	-	-	7	0	0	0	
	Switzerland	WJC-1A	5	0	0	0	0	-	-	-	-	-	-	-	
2009-10	Lugano	Swi.	44	1	7	8	14	-	-	-	4	0	0	0	
	Lugano	Swi. Jr.	1	0	0	0	0	-	-	-	-	-	-	-	
	Visp	Swi.-2	-	-	-	-	-	-	-	-	7	0	1	1	
	Switzerland	WJC-A	7	3	1	4	4	-	-	-	-	-	-	-	
2010-11	Lugano	Swi.	50	3	9	12	26	-	-	-	4	0	0	2	
2011-12	Lugano	Swi.	48	4	3	7	8	-	-	-	6	0	2	2	
	Sierre	Swi.-2	2	3	1	4	2	-	-	-	-	-	-	-	
2012-13	Rapperswil	Swi.	48	4	6	10	10	-	-	-	12	0	4	4	
2013-14	Rapperswil	Swi.	49	5	10	15	2	-	-	-	9	3	1	4	
2014-15	Davos	Swi.	49	14	8	22	14	-	-	-	14	2	2	4	
2015-16	Davos	Swi.	47	11	18	29	4	-	-	-	9	2	1	3	




## ALEXANDER KERFOOT

Born, Vancouver, B.C., August 11, 1994; Shoots left. 5'10", 155 lbs.; New Jersey's 6th choice, 150th overall, in 2012 Entry Draft.

## CENTER

YEAR	TEAM	LEAGUE	REGULAR SEASON								PLAYOFFS			
			GP	G	A	PTS	PIM	PP	SH	S	GP	G	A	PTS
2009-10	Vancouver	BCMML	26	7	14	21	4	-	-	-	-	-	-	-
2010-11	Coquitlam	BCHL	5	0	0	0	0	-	-	-	1	0	0	0
	Vancouver	BCMML	38	36	72	108	58	-	-	-	5	6	12	6
2011-12	Coquitlam	BCHL	51	25	44	69	24	-	-	-	6	4	0	4
2012-13	Coquitlam	BCHL	16	8	11	19	16	-	-	-	-	-	-	-
2013-14	Harvard	ECAC	25	8	6	14	8	-	-	-	-	-	-	-
2014-15	Harvard	ECAC	27	8	22	30	12	-	-	-	-	-	-	-
2015-16	Harvard	ECAC	33	4	30	34	16	-	-	-	-	-	-	-

BCHL Coastal First All-Star Team (2012) • BCHL Coastal Rookie of the Year (2012) • BCHL All-Rookie Team (2012) • BCHL Coastal Most Sportsmanlike Player (2012)



## RYAN KUJAWINSKI

Born, Kirkland Lake, Ont., March 30, 1995; Shoots left. 6'2", 205 lbs.; New Jersey's 2nd choice (3rd round), 73rd overall, in 2013 Entry Draft.

## CENTER/WING

YEAR	TEAM	LEAGUE	REGULAR SEASON								PLAYOFFS				
			GP	G	A	PTS	PIM	PP	SH	S	GP	G	A	PTS	PIM
2009-10	Iroquois	Midget	-	-	-	-	-	-	-	-	-	-	-	-	
2010-11	Sudbury	GNMHL	2	1	1	2	0	-	-	-	3	4	6	10	4
	Sudbury	NDMHL	24	35	21	56	24	-	-	-	-	-	-	-	
2011-12	Samia	OHL	29	1	5	6	2	-	-	-	-	-	-	-	
	Kingston	OHL	30	15	15	30	15	-	-	-	-	-	-	-	
2012-13	Kingston	OHL	66	17	31	48	40	-	-	-	4	2	0	2	
2013-14	Kingston	OHL	45	23	18	41	39	-	-	-	7	1	1	2	
2014-15	Kingston	OHL	27	13	10	23	18	-	-	-	-	-	-	-	
	North Bay	OHL	34	21	15	36	12	-	-	-	15	6	3	9	
2015-16	Albany	AHL	59	6	15	21	34	-	-	-	7	0	1	1	

NOHA Player of the Year (2011) • Played in CHL Top Prospects Game (2013)

## NICK LAPPIN

Born, Geneva, IL, November 1, 1992; Shoots right. 6'1", 175 lbs.; Not drafted, signed as a free agent.

## RIGHT WING

YEAR	TEAM	LEAGUE	REGULAR SEASON								PLAYOFFS				
			GP	G	A	PTS	PIM	PP	SH	S	GP	G	A	PTS	PIM
2006-07	Chicago	AAA Bantam	28	5	11	16	22	-	-	-	-	-	-	-	-
2007-08	Illin. U16	Midget	31	9	12	21	22	-	-	-	-	-	-	-	
2008-09	Illin. U18	Midget	46	12	16	28	34	-	-	-	-	-	-	-	
2009-10	Cedar Rapids	USHL	35	4	4	8	46	-	-	-	3	0	0	0	2
2010-11	Cedar Rapids	USHL	1	0	0	0	0	-	-	-	-	-	-	-	
	Tri-City	USHL	48	9	17	26	26	-	-	-	-	-	-	-	
2011-12	Tri-City	USHL	53	27	19	46	14	-	-	-	2	1	1	2	2
2012-13	Brown	ECAC	33	7	13	20	31	-	-	-	-	-	-	-	
2013-14	Brown	ECAC	30	13	19	32	2	-	-	-	-	-	-	-	
2014-15	Brown	ECAC	29	14	7	21	34	-	-	-	-	-	-	-	
2015-16	Brown	ECAC	31	17	16	33	12	-	-	-	-	-	-	-	
	Albany	AHL	12	3	4	7	19	-	-	-	11	5	2	7	2

All-Ivy League Second Team (2015) • All-Ivy League First Team (2016) • All-ECAC First Team (2016)

Signed as a free agent by DEVILS, March 8, 2016.



## ANDREW MACWILLIAM

Born, Calgary, Alta., March 25, 1990; Shoots left. 6'2", 230 lbs.; Toronto's 8th choice (7th round), 188th overall, in 2008 Entry Draft.


## DEFENSESMAN

YEAR	TEAM	LEAGUE	REGULAR SEASON								PLAYOFFS				
			GP	G	A	PTS	PIM	PP	SH	S	GP	G	A	PTS	PIM
2005-06	Calgary	AMMHL	-	-	-	-	-	-	-	-	-	-	-	-	-
	Calgary	AMHL	4	0	1	1	2	-	-	-	-	-	-	-	
2006-07	Calgary	AMHL	35	5	13	18	125	-	-	-	-	-	-	-	
	Camrose	AJHL	2	0	0	0	0	-	-	-	1	0	0	0	
2007-08	Camrose	AJHL	54	0	13	13	130	-	-	-	18	0	5	5	49
2008-09	Camrose	AJHL	57	8	21	29	220	-	-	-	11	0	4	4	39
2009-10	North Dakota	WCHA	43	0	3	3	87	-	-	-	-	-	-	-	
2010-11	North Dakota	WCHA	37	0	8	8	49	-	-	-	-	-	-	-	
2011-12	North Dakota	WCHA	42	2	5	7	75	-	-	-	-	-	-	-	
2012-13	North Dakota	WCHA	41	2	11	13	116	-	-	-	-	-	-	-	
	Toronto	AHL	2	0	0	0	0	-	-	-	-	-	-	-	
2013-14	Toronto	AHL	57	0	9	9	96	-	-	-	9	0	1	1	8
2014-15	Toronto	AHL	58	3	4	7	47	-	-	-	4	0	1	1	6
	Toronto	NHL	12	0	2	2	12	0	0	5	-	-	-	-	
2015-16	Manitoba	AHL	72	1	14	15	86	-	-	-	-	-	-	-	
<b>NHL TOTALS</b>			<b>12</b>	<b>0</b>	<b>2</b>	<b>2</b>	<b>12</b>	<b>0</b>	<b>0</b>	<b>5</b>	-	-	-	-	

WCHA All-Academic Team (2011-13) • WCHA All-Tournament Team (2012)

\*Led League

Signed as a free agent by Winnipeg, July 3, 2015. Signed as a free agent by DEVILS, July 1, 2016.



## MIKHAIL MALTSEV

Born, St. Petersburg, Russia, March 12, 1998; Shoots left. 6'3", 200 lbs.; New Jersey's 5th choice (4th round), 102nd overall, in 2016 Entry Draft.

## CENTER

YEAR	TEAM	LEAGUE	REGULAR SEASON								PLAYOFFS			
			GP	G	A	PTS	PIM	PP	SH	S	GP	G	A	PTS
2014-15	SKA	Rus. U17	4	2	2	4	2	-	-	-	-	-	-	-
2015-16	Russia	U-18 MHL	29	11	12	23	20	-	-	-	3	0	2	0



## JAN MANDAT


Born, Jihlava, Czech Rep., November 18, 1995; Shoots left. 6'0", 205 lbs. Not drafted, signed as a free agent.

## CENTER

YEAR	TEAM	LEAGUE	REGULAR SEASON								PLAYOFFS				
			GP	G	A	PTS	PIM	PP	SH	S	GP	G	A	PTS	PIM
2009-10	Dukla Jihlava	Cze. U16	35	21	15	36	26	-	-	-	-	-	-	-	
	Dukla Jihlava	Cze. U18	2	0	0	0	0	-	-	-	-	-	-		
2010-11	Dukla Jihlava	Cze. U18	19	21	42	32	-	-	-	-	-	-	-		
	Dukla Jihlava	Cze. U18	39	10	16	26	61	-	-	-	2	0	1	1	0
2011-12	Dukla Jihlava	Cze. U18	42	26	35	61	36	-	-	-	-	-	-	-	
	Dukla Jihlava	Cze. Jr.	-	-	-	-	-	-	-	-	1	0	0	0	
2012-13	Dukla Jihlava	Cze. U18	43	36	31	67	46	-	-	-	8	4	4	8	2
	Dukla Jihlava	Cze. Jr.	5	3	2	5	2	-	-	-	-	-	-		
	Dukla Jihlava	Cze.-2	1	1	0	1	0	-	-	-	2	0	0	0	
2013-14	Victoriaville	QMJHL	61	12	21	33	41	-	-	-	5	0	0	0	2
2014-15	Victoriaville	QMJHL	7	1	1	2	8	-	-	-	-	-	-		
	Val-d'Or	QMJHL	50	16	18	34	44	-	-	-	17	2	8	10	12
	Czech Rep.	WJC-A	5	0	0	0	4	-	-	-	-	-	-		
2015-16	Val-d'Or	QMJHL	62	20	44	64	39	-	-	-	6	2	0	2	4

Signed as a free agent by Albany (AHL), July 5, 2016.





### MICHAEL MCLEOD

### CENTER

Born, Mississauga, Ont., February 3, 1998; Shoots right. 6'2", 185 lbs.; New Jersey's 1st choice, 12th overall, in 2016 Entry Draft.

YEAR	TEAM	LEAGUE	REGULAR SEASON							PLAYOFFS					
			GP	G	A	PTS	PIM	PP	SH	S	GP	G	A	PTS	PIM
2011-12	Toronto	GTMBHL	-	-	-	-	-	-	-	-	-	-	-	-	-
2012-13	Toronto	GTBHL	33	40	55	95	-	-	-	-	-	-	-	-	
	Toronto	GTMMHL	-	-	-	-	-	-	-	-	-	-	-	-	
2013-14	Toronto	GTMMHL	33	21	36	57	20	-	-	-	16	10	5	15	24
2014-15	Mississauga	OHL	63	12	17	29	33	-	-	-	-	-	-	-	
2015-16	Mississauga	OHL	57	21	40	61	71	-	-	-	7	3	6	9	6

OHL Cup MVP (2014) • Played in CHL Top Prospects Game (2016)



### VOJTECH MOZIK

### DEFENSEMAN

Born, Praha, Czech Rep., December 26, 1992; Shoots right. 6'3", 200 lbs.; Not drafted, signed as a free agent.

YEAR	TEAM	LEAGUE	REGULAR SEASON							PLAYOFFS					
			GP	G	A	PTS	PIM	PP	SH	S	GP	G	A	PTS	PIM
2007-08	Mlada Boles.	Cze. U18	26	0	1	1	4	-	-	-	2	0	0	0	0
2008-09	Mlada Boles.	Cze. U18	46	5	10	15	28	-	-	-	2	0	0	0	2
2009-10	Mlada Boles.	Cze. U18	50	9	23	32	83	-	-	-	2	0	0	0	14
	Mlada Boles.	Cze. Jr.	3	0	1	1	2	-	-	-	-	-	-	-	-
2010-11	Mlada Boles.	Cze. Jr.	52	3	12	15	48	-	-	-	-	-	-	-	-
2011-12	Mlada Boles.	Cze. Jr.	11	0	3	3	14	-	-	-	-	-	-	-	-
	Mlada Boles.	Cze. Rep.	27	2	3	5	12	-	-	-	12	1	2	3	4
	Czech Rep.	WJC-A	6	1	2	3	8	-	-	-	-	-	-	-	-
2012-13	HC Plzen	Cze. Rep.	28	0	1	1	20	-	-	-	18	0	1	1	24
	Mlada Boles.	Cze. Jr.	5	0	0	0	2	-	-	-	-	-	-	-	-
2013-14	HC Plzen	Cze. Rep.	51	8	16	14	60	-	-	-	6	0	1	1	2
2014-15	HC Plzen	Cze. Rep.	51	10	19	29	94	-	-	-	4	1	1	2	6
2015-16	Albany	AHL	53	2	15	17	40	-	-	-	11	0	2	2	7
	DEVILS	NHL	7	0	0	0	4	0	0	6	-	-	-	-	-
	<b>DEVILS TOTALS</b>		<b>7</b>	<b>0</b>	<b>0</b>	<b>0</b>	<b>4</b>	<b>0</b>	<b>0</b>	<b>6</b>	-	-	-	-	-
	<b>NHL TOTALS</b>		<b>7</b>	<b>0</b>	<b>0</b>	<b>0</b>	<b>4</b>	<b>0</b>	<b>0</b>	<b>6</b>	-	-	-	-	-

Signed as a free agent by DEVILS, June 15, 2015.



### MAX NOVAK


### RIGHT WING

Born, Oak Ridge, NJ, April 15, 1991; Shoots right. 5'11", 180 lbs.; Not drafted, signed as a free agent.

YEAR	TEAM	LEAGUE	REGULAR SEASON							PLAYOFFS					
			GP	G	A	PTS	PIM	PP	SH	S	GP	G	A	PTS	PIM
2010-11	New Jersey	EJHL	43	25	36	61	14	-	-	-	8	4	4	8	2
2011-12	Union College	ECAC	34	9	5	14	12	-	-	-	-	-	-	-	-
2012-13	Union College	ECAC	40	9	14	23	14	-	-	-	-	-	-	-	-
2013-14	Union College	ECAC	32	15	16	31	12	-	-	-	-	-	-	-	-
2014-15	Union College	ECAC	35	10	18	28	12	-	-	-	-	-	-	-	-
	Albany	AHL	4	0	0	0	0	-	-	-	-	-	-	-	-
2015-16	Albany	AHL	43	3	11	14	10	-	-	-	3	0	0	0	0

ECAC All-Tournament Team (2013)

Signed as a free agent by Albany (AHL), March 20, 2015.



### ROD PELLE

### CENTER

Born, Kitimat, B.C., September 1, 1984; Shoots left. 6'0", 205 lbs.; Not drafted, signed as a free agent.

YEAR	TEAM	LEAGUE	REGULAR SEASON							PLAYOFFS					
			GP	G	A	PTS	PIM	PP	SH	S	GP	G	A	PTS	PIM
2000-01	Prince George	BCJHL	54	14	21	35	31	-	-	-	-	-	-	-	-
2001-02	Prince George	BCJHL	37	21	35	56	33	-	-	-	-	-	-	-	-
	Vernon	BCJHL	19	10	8	18	29	-	-	-	17	6	8	14	27
2002-03	Ohio State	CCHA	43	8	3	11	26	-	-	-	-	-	-	-	-
2003-04	Ohio State	CCHA	42	10	12	22	38	-	-	-	-	-	-	-	-
2004-05	Ohio State	CCHA	41	22	19	41	54	-	-	-	-	-	-	-	-
2005-06	Ohio State	CCHA	39	7	7	14	42	-	-	-	-	-	-	-	-
2006-07	Lowell	AHL	65	17	12	29	35	-	-	-	-	-	-	-	-
	DEVILS	NHL	9	0	0	0	0	0	0	8	-	-	-	-	-
2007-08	DEVILS	NHL	58	2	4	6	19	0	0	59	-	-	-	-	-
	Lowell	AHL	11	2	1	3	18	-	-	-	-	-	-	-	-
2008-09	Lowell	AHL	75	15	23	38	78	-	-	-	-	-	-	-	-
2009-10	DEVILS	NHL	63	2	8	10	40	0	0	74	3	0	0	0	2
2010-11	DEVILS	NHL	74	3	7	10	27	1	0	88	-	-	-	-	-
2011-12	DEVILS	NHL	7	0	0	0	7	0	0	3	-	-	-	-	-
	Anaheim	NHL	45	2	1	3	9	0	0	41	-	-	-	-	-
2012-13	Norfolk	AHL	60	3	7	10	34	-	-	-	-	-	-	-	-
2013-14	Albany	AHL	74	13	7	20	55	-	-	-	4	0	0	0	2
2014-15	Albany	AHL	70	7	6	13	65	-	-	-	-	-	-	-	-
2015-16	Albany	AHL	65	8	5	13	40	-	-	-	11	2	0	2	0
	<b>DEVILS TOTALS</b>		<b>211</b>	<b>7</b>	<b>19</b>	<b>26</b>	<b>93</b>	<b>1</b>	<b>0</b>	<b>232</b>	<b>3</b>	<b>0</b>	<b>0</b>	<b>0</b>	<b>2</b>
	<b>NHL TOTALS</b>		<b>256</b>	<b>9</b>	<b>20</b>	<b>29</b>	<b>102</b>	<b>1</b>	<b>0</b>	<b>273</b>	<b>3</b>	<b>0</b>	<b>0</b>	<b>0</b>	<b>2</b>

Played in BCJHL All-Star Game (2002) • BCJHL Interior Conference First All-Star Team (2002) • CCHA All-Tournament Team (2004) • CCHA Second All-Star Team (2005)

Signed as a free agent by DEVILS, July 17, 2006. Traded to Anaheim by DEVILS with Mark Fraser and DEVILS' seventh-round choice (Jaycob Megna) in 2012 Entry Draft for Kurtis Foster and Timo Pielmeier, December 12, 2011. Signed as a free agent by DEVILS, July 8, 2013.

## BLAKE PIETILA

Born, Milford, MI, February 20, 1993; Shoots left. 5'11", 200 lbs.; New Jersey's 4th choice (5th round), 129th overall, in 2011 Entry Draft.

## CENTER/WING

YEAR	TEAM	LEAGUE	REGULAR SEASON										PLAYOFFS				
			GP	G	A	PTS	PIM	PP	SH	S	GP	G	A	PTS	PIM		
2008-09	Detroit	NAHL	31	8	11	19	8	-	-	-	-	-	-	-	-	-	-
2009-10	United States	USHL	28	5	3	8	27	-	-	-	-	-	-	-	-	-	-
	United States	USDP-17	18	1	6	7	10	-	-	-	-	-	-	-	-	-	-
2010-11	United States	USDP-18	1	0	0	0	0	-	-	-	-	-	-	-	-	-	-
	United States	USHL	24	4	5	9	20	-	-	-	-	-	-	-	-	-	-
2011-12	Michigan Tech	WCHA	39	10	14	24	46	-	-	-	-	-	-	-	-	-	-
	Michigan Tech	WCHA	35	14	10	24	44	-	-	-	-	-	-	-	-	-	-
	United States	WJC-A	7	0	2	2	0	-	-	-	-	-	-	-	-	-	-
2013-14	Michigan Tech	WCHA	39	8	20	28	84	-	-	-	-	-	-	-	-	-	-
2014-15	Michigan Tech	WCHA	40	14	16	30	56	-	-	-	-	-	-	-	-	-	-
2015-16	Albany	AHL	58	10	7	17	41	-	-	-	-	-	8	3	3	6	8
	DEVILS	NHL	7	1	1	2	2	0	0	10	-	-	-	-	-	-	-
<b>DEVILS TOTALS</b>			<b>7</b>	<b>1</b>	<b>1</b>	<b>2</b>	<b>2</b>	<b>0</b>	<b>0</b>	<b>10</b>	-	-	-	-	-	-	-
<b>NHL TOTALS</b>			<b>7</b>	<b>1</b>	<b>1</b>	<b>2</b>	<b>2</b>	<b>0</b>	<b>0</b>	<b>10</b>	-	-	-	-	-	-	-

WCHA All-Academic Team (2013 to 2015) • WCHA Third All-Star Team (2015)



## JOHN QUENNEVILLE

Born, Edmonton, Alta., April 16, 1996; Shoots left. 6'1", 195 lbs.; New Jersey's 1st choice, 30th overall, in 2014 Entry Draft.

## CENTER/WING

YEAR	TEAM	LEAGUE	REGULAR SEASON										PLAYOFFS				
			GP	G	A	PTS	PIM	PP	SH	S	GP	G	A	PTS	PIM		
2009-10	Sherwood Park	AMBHL	29	15	15	30	51	-	-	-	-	-	9	1	2	3	6
	South Side	AMBHL	33	35	40	75	52	-	-	-	-	-	-	-	-	-	-
2010-11	South Side	AMMHL	2	1	3	4	0	-	-	-	-	-	-	-	-	-	-
	South Side	AMMHL	30	15	18	33	40	-	-	-	-	-	6	2	1	3	20
2011-12	Sherwood Park	AJHL	9	0	3	3	0	-	-	-	-	-	2	2	0	2	0
	Brandon	WHL	47	8	11	19	14	-	-	-	-	-	-	-	-	-	-
2013-14	Brandon	WHL	61	25	33	58	71	-	-	-	-	-	9	5	8	13	10
2014-15	Brandon	WHL	57	17	30	47	63	-	-	-	-	-	19	10	9	19	18
2015-16	Brandon	WHL	57	31	42	73	71	-	-	-	-	-	21	16	11	27	8
	Canada	WJC-A	5	1	1	2	4	-	-	-	-	-	-	-	-	-	-

\*Led League



## KEVIN ROONEY

Born, Canton, MA, May 21, 1993; Shoots left. 6'2", 190 lbs.; Not drafted, signed as a free agent.

## CENTER

YEAR	TEAM	LEAGUE	REGULAR SEASON										PLAYOFFS				
			GP	G	A	PTS	PIM	PP	SH	S	GP	G	A	PTS	PIM		
2010-11	Berkshire	MA	25	12	14	26	-	-	-	-	-	-	-	-	-	-	-
2011-12	Berkshire	MA	30	14	12	26	-	-	-	-	-	-	-	-	-	-	-
2012-13	Providence	HE	29	1	3	4	18	-	-	-	-	-	-	-	-	-	-
2013-14	Providence	HE	36	3	4	7	20	-	-	-	-	-	-	-	-	-	-
2014-15	Providence	HE	41	7	8	15	12	-	-	-	-	-	-	-	-	-	-
2015-16	Providence	HE	38	6	4	10	20	-	-	-	-	-	-	-	-	-	-
	Albany	AHL	7	0	3	3	0	-	-	-	-	-	-	-	-	-	-

Signed as a free agent by Albany, July 5, 2016.




## YEGOR RYKOV

Born, Vidnoe, Russia, April 14, 1997; Shoots left. 6'2", 205 lbs.; New Jersey's 7th choice (5th round), 132nd overall, in 2016 Entry Draft.

## DEFENSEMAN

YEAR	TEAM	LEAGUE	REGULAR SEASON										PLAYOFFS				
			GP	G	A	PTS	PIM	PP	SH	S	GP	G	A	PTS	PIM		
2012-13	Moskva	Rus. U16	30	8	16	24	22	-	-	-	-	-	-	-	-	-	-
2013-14	SKA-1946	MHL	37	1	6	7	20	-	-	-	-	-	4	0	0	0	2
2014-15	SKA-1946	MHL	42	5	16	21	8	-	-	-	-	-	7	1	1	2	0
2015-16	SKA	KHL	10	0	1	1	0	-	-	-	-	-	2	0	0	0	2
	SKA-Neva	VHL	10	0	2	2	8	-	-	-	-	-	5	1	0	1	0
	SKA-1946	MHL	20	3	7	10	10	-	-	-	-	-	2	0	0	0	0
	Russia	WJC-A	7	1	2	3	2	-	-	-	-	-	-	-	-	-	-





## STEVEN SANTINI

## DEFENSEMAN

Born, Bronxville, NY, March 7, 1995; Shoots right. 6'2", 205 lbs.; New Jersey's 1st choice (2nd round), 42nd overall, in 2013 Entry Draft.

YEAR	TEAM	LEAGUE	REGULAR SEASON							PLAYOFFS					
			GP	G	A	PTS	PIM	PP	SH	S	GP	G	A	PTS	PIM
2009-10	Brewster	EmJHL	17	1	5	6	42	-	-	-	-	-	-	-	-
2010-11	New York	EJHL	44	3	14	17	26	-	-	-	5	0	1	1	0
2011-12	United States	USHL	36	1	4	5	41	-	-	-	2	0	1	1	0
	United States	USDP-17	17	1	3	4	28	-	-	-	-	-	-	-	-
2012-13	United States	USHL	25	0	5	5	6	-	-	-	-	-	-	-	-
	United States	USDP-18	41	0	10	10	38	-	-	-	-	-	-	-	-
2013-14	Boston College	HE	35	3	8	11	52	-	-	-	-	-	-	-	-
	United States	WJC-A	5	1	0	1	4	-	-	-	-	-	-	-	-
2014-15	Boston College	HE	22	1	4	5	20	-	-	-	-	-	-	-	4
2015-16	Boston College	HE	41	1	18	19	50	-	-	-	-	-	-	-	-
	DEVILS	NHL	1	0	0	0	2	0	0	1	-	-	-	-	-
	United States	WC-A	10	0	0	0	2	-	-	-	-	-	-	-	-
<b>DEVILS TOTALS</b>			<b>1</b>	<b>0</b>	<b>0</b>	<b>0</b>	<b>2</b>	<b>0</b>	<b>0</b>	<b>1</b>	-	-	-	-	-
<b>NHL TOTALS</b>			<b>1</b>	<b>0</b>	<b>0</b>	<b>0</b>	<b>2</b>	<b>0</b>	<b>0</b>	<b>1</b>	-	-	-	-	-

Hockey East All-Rookie Team (2014) • Hockey East Best Defensive Defenseman (2016)




## REECE SCARLETT

## DEFENSEMAN

Born, Edmonton, Alta., March 31, 1993; Shoots right. 6'1", 175 lbs.; New Jersey's 5th choice (6th round), 159th overall, in 2011 Entry Draft.

YEAR	TEAM	LEAGUE	REGULAR SEASON							PLAYOFFS					
			GP	G	A	PTS	PIM	PP	SH	S	GP	G	A	PTS	PIM
2007-08	Sherwood Park	AMBHL	33	14	16	30	48	-	-	-	12	4	5	9	26
	Sherwood Park	AMMHL	3	1	0	1	4	-	-	-	-	-	-	-	-
2008-09	Sherwood Park	AMHL	34	4	13	17	60	-	-	-	11	2	6	8	4
	Swift Current	WHL	1	0	0	0	0	-	-	-	-	-	-	-	-
2009-10	Swift Current	WHL	65	1	9	10	49	-	-	-	4	0	2	2	4
2010-11	Swift Current	WHL	72	6	18	24	59	-	-	-	-	-	-	-	-
2011-12	Swift Current	WHL	71	9	40	49	74	-	-	-	-	-	-	-	-
2012-13	Swift Current	WHL	67	9	40	49	66	-	-	-	5	0	3	3	10
2013-14	Albany	AHL	48	6	14	20	18	-	-	-	-	-	-	-	-
2014-15	Albany	AHL	57	2	23	25	27	-	-	-	-	-	-	-	-
2015-16	Albany	AHL	60	4	22	26	64	-	-	-	10	0	0	0	0

Played in CHL Top Prospects Game (2011)




## BRETT SENEY

## LEFT WING

Born, London, Ont., February 29, 1996; Shoots left. 5'9", 170 lbs.; New Jersey's 5th choice (6th round), 157th overall, in 2015 Entry Draft.

YEAR	TEAM	LEAGUE	REGULAR SEASON							PLAYOFFS					
			GP	G	A	PTS	PIM	PP	SH	S	GP	G	A	PTS	PIM
2011-12	London	AHMPL	29	20	26	46	20	-	-	-	11	6	13	19	6
	London	AHMPL	2	1	1	2	4	-	-	-	-	-	-	-	-
2012-13	Kingston	OJHL	49	3	7	10	18	-	-	-	15	2	0	2	8
2013-14	Kingston	OJHL	49	26	43	69	67	-	-	-	11	5	7	12	12
2014-15	Merrimack College	HE	34	11	15	26	55	-	-	-	-	-	-	-	-
2015-16	Merrimack College	HE	32	8	18	26	34	-	-	-	-	-	-	-	-

OJHL First All-Prospect Team (2014) • OJHL Second All-Star Team (2014)



## BEN SEXTON

## CENTER

Born, Ottawa, Ont., June 6, 1991; Shoots right. 5'11", 195 lbs; Boston's 5th choice (7th round), 206th overall, in 2009 Entry Draft.

YEAR	TEAM	LEAGUE	REGULAR SEASON							PLAYOFFS					
			GP	G	A	PTS	PIM	PP	SH	S	GP	G	A	PTS	PIM
2006-07	Kanata AA	Midget	26	10	11	21	91	-	-	-	-	-	-	-	-
2007-08	Nepean	CJHL	48	15	15	30	71	-	-	-	6	1	5	6	4
2008-09	Nepean	CJHL	38	14	21	35	54	-	-	-	11	3	9	12	22
2009-10	Penticton	BCHL	50	13	29	42	83	-	-	-	5	1	2	3	4
2010-11	Clarkson	ECAC	12	5	3	8	12	-	-	-	-	-	-	-	-
2011-12	Clarkson	ECAC	27	8	21	29	44	-	-	-	-	-	-	-	-
2012-13	Clarkson	ECAC	28	5	15	20	70	-	-	-	-	-	-	-	-
2013-14	Clarkson	ECAC	35	6	22	28	88	-	-	-	-	-	-	-	-
	Providence	AHL	9	1	1	2	9	-	-	-	-	-	-	-	-
2014-15	Providence	AHL	35	3	9	12	57	-	-	-	5	0	0	0	2
2015-16	Providence	AHL	29	4	1	5	45	-	-	-	1	0	0	0	2

CJHL Third All-Star Team (2009)

Signed as a free agent by Albany, September 21, 2016.



## BLAKE SPEERS

Born, Sault Ste. Marie, Ont., January 2, 1997; Shoots right. 5'11", 185 lbs.; New Jersey's 3rd choice, 67th overall, in 2015 Entry Draft.

YEAR	TEAM	LEAGUE	REGULAR SEASON								PLAYOFFS				
			GP	G	A	PTS	PIM	PP	SH	S	GP	G	A	PTS	PIM
2009-10	Soo	NOMBHL	17	13	14	27	4	-	-	-	-	-	-	-	-
2010-11	Soo	NOMBHL	20	42	19	61	8	-	-	-	-	-	-	-	
2011-12	Soo	NOBHL	37	*86	*81	*167	22	-	-	-	6	6	*7	*13	0
	Soo	Bantam	97	142	146	288	36	-	-	-	-	-	-	-	
2012-13	Soo	Midget	61	43	70	113	56	-	-	-	-	-	-	-	
2013-14	Sault Ste. Marie	OHL	62	19	21	40	12	-	-	-	9	0	3	3	0
2014-15	Sault Ste. Marie	OHL	57	24	43	67	12	-	-	-	14	3	6	9	4
2015-16	Sault Ste. Marie	OHL	68	26	48	74	42	-	-	-	12	6	4	10	8

NOBHL Most Valuable Player (2012) • NOHA Player of the Year (2013) • OHL First All-Rookie Team (2014)

Played in CHL Top Prospects Game (2015)

\*Led League



## KARL STOLLERY

Born, Camrose, Alta., November 21, 1987; Shoots left. 5'11", 180 lbs.; Not drafted, signed as a free agent.

YEAR	TEAM	LEAGUE	REGULAR SEASON								PLAYOFFS				
			GP	G	A	PTS	PIM	PP	SH	S	GP	G	A	PTS	PIM
2004-05	Camrose	Minor-AB	-	-	-	-	-	-	-	-	-	-	-	-	-
	Camrose	AJHL	4	0	0	0	0	-	-	-	-	-	-	-	
2005-06	Camrose	AJHL	42	1	5	6	40	-	-	-	11	1	2	3	6
2006-07	Camrose	AJHL	59	11	24	35	57	-	-	-	17	2	7	9	26
2007-08	Camrose	AJHL	52	3	24	27	40	-	-	-	18	5	10	15	18
2008-09	Merrimack	HE	34	5	11	16	26	-	-	-	-	-	-	-	
2009-10	Merrimack	HE	35	4	15	19	42	-	-	-	-	-	-	-	
2010-11	Merrimack	HE	39	6	21	27	48	-	-	-	-	-	-	-	
2011-12	Merrimack	HE	37	7	14	21	58	-	-	-	-	-	-	-	
	Lake Erie	AHL	9	2	5	7	4	-	-	-	-	-	-	-	
2012-13	Lake Erie	AHL	72	5	29	34	62	-	-	-	-	-	-	-	
2013-14	Colorado	NHL	2	0	0	0	2	0	0	1	-	-	-	-	
	Lake Erie	AHL	68	7	23	30	42	-	-	-	-	-	-	-	
2014-15	Colorado	NHL	5	0	0	0	2	0	0	3	-	-	-	-	
	Lake Erie	AHL	46	5	9	14	55	-	-	-	-	-	-	-	
	San Jose	NHL	5	0	0	0	4	0	0	6	-	-	-	-	
	Worcester	AHL	14	2	4	6	8	-	-	-	4	1	1	2	6
2015-16	San Jose	AHL	67	6	18	24	65	-	-	-	4	0	0	0	0
<b>NHL TOTALS</b>			<b>12</b>	<b>0</b>	<b>2</b>	<b>2</b>	<b>12</b>	<b>0</b>	<b>0</b>	<b>5</b>	-	-	-	-	

Hockey East All-Rookie Team (2009) • Hockey East All-Academic Team (2010) • Hockey East Second All-Star Team (2012)


Signed to an ATO contract by Lake Erie, March 23, 2012. Signed as a free agent by Colorado, May 2, 2013. Traded to San Jose by Colorado for Freddie Hamilton, March 2, 2015. Signed as a free agent by DEVILS, July 1, 2016.




## MATTIAS TEDENBY

Born, Vetlanda, Sweden, February 21, 1990; Shoots left. 5'9", 175 lbs.; New Jersey's 1st choice, 24th overall, in 2008 Entry Draft.

YEAR	TEAM	LEAGUE	REGULAR SEASON								PLAYOFFS				
			GP	G	A	PTS	PIM	PP	SH	S	GP	G	A	PTS	PIM
2005-06	HV 71	Swe. U18	13	8	7	15	24	-	-	-	5	1	0	1	10
2006-07	HV 71	Swe. U18	2	4	0	4	2	-	-	-	5	7	2	9	14
	HV 71	Swe. Jr.	27	10	10	20	43	-	-	-	4	3	1	4	2
2007-08	HV 71	Swe. U18	1	1	0	1	0	-	-	-	-	-	-	-	
	HV 71	Swe. Jr.	25	14	16	30	14	-	-	-	2	0	0	0	0
	HV 71	Swe.	23	3	3	6	6	-	-	-	5	0	0	0	0
2008-09	Oskarshamn	Swe.-2	13	2	9	11	6	-	-	-	-	-	-	-	
	HV 71	Swe.	32	3	1	4	6	-	-	-	18	6	3	9	6
	Sweden	WJC-A	6	1	4	5	4	-	-	-	-	-	-	-	
2009-10	HV 71	Swe.	44	12	7	19	30	-	-	-	16	2	3	5	6
	Sweden	WJC-A	5	3	3	6	4	-	-	-	-	-	-	-	
2010-11	Albany	AHL	12	3	2	5	6	-	-	-	-	-	-	-	
	DEVILS	NHL	58	8	14	22	14	2	0	87	-	-	-	-	
	Sweden	WC-A	9	1	2	3	8	-	-	-	-	-	-	-	
2011-12	DEVILS	NHL	43	1	5	6	16	0	0	46	-	-	-	-	
	Albany	AHL	35	6	14	20	22	-	-	-	-	-	-	-	
2012-13	Albany	AHL	37	10	9	19	12	-	-	-	-	-	-	-	
	DEVILS	NHL	4	0	1	1	2	0	0	2	-	-	-	-	
2013-14	DEVILS	NHL	15	1	0	1	10	0	0	9	-	-	-	-	
	Albany	AHL	42	9	13	22	24	-	-	-	4	1	1	2	0
2014-15	HV 71	Swe.	53	10	9	19	32	-	-	-	6	1	0	1	4
2015-16	HV 71	Swe.	47	13	19	32	41	-	-	-	4	1	0	1	2
<b>DEVILS TOTALS</b>			<b>120</b>	<b>10</b>	<b>20</b>	<b>30</b>	<b>42</b>	<b>2</b>	<b>0</b>	<b>144</b>	-	-	-	-	
<b>NHL TOTALS</b>			<b>120</b>	<b>10</b>	<b>20</b>	<b>30</b>	<b>42</b>	<b>2</b>	<b>0</b>	<b>144</b>	-	-	-	-	





## BEN THOMSON

## LEFT WING

Born, Brampton, Ont., January 16, 1993; Shoots left. 6'3", 205 lbs.; New Jersey's 4th choice, 96th overall, in 2012 Entry Draft.

YEAR	TEAM	LEAGUE	REGULAR SEASON										PLAYOFFS					
			GP	G	A	PTS	PIM	PP	SH	S	GP	G	A	PTS	PIM			
2008-09	Mississauga	GTMMHL	20	13	25	38	88	-	-	-	-	-	-	-	-	-	-	-
2009-10	Kitchener	OHL	46	6	6	12	30	-	-	-	-	-	11	0	1	1	6	-
2010-11	Kitchener	OHL	68	6	13	19	107	-	-	-	-	-	7	0	1	1	0	-
2011-12	Kitchener	OHL	67	11	31	42	137	-	-	-	-	-	16	5	5	10	36	-
2012-13	Kitchener	OHL	67	15	17	32	119	-	-	-	-	-	10	1	2	3	18	-
2013-14	Kitchener	OHL	12	3	3	6	34	-	-	-	-	-	-	-	-	-	-	-
	North Bay	OHL	43	24	15	39	56	-	-	-	-	-	22	5	9	14	64	-
2014-15	Albany	AHL	67	8	8	16	97	-	-	-	-	-	-	-	-	-	-	-
2015-16	Albany	AHL	73	6	12	18	109	-	-	-	-	-	9	2	0	2	10	-



## ALEXANDER URBOM


## DEFENSEMAN

Born, Stockholm, Sweden, December 20, 1990; Shoots left. 6'4", 215 lbs.; New Jersey's 3rd choice, 73rd overall, in 2009 Entry Draft.

YEAR	TEAM	LEAGUE	REGULAR SEASON										PLAYOFFS					
			GP	G	A	PTS	PIM	PP	SH	S	GP	G	A	PTS	PIM			
2005-06	Djurgardens	Swe. U18	2	0	0	0	0	-	-	-	-	-	-	-	-	-	-	-
2006-07	Djurgardens	Swe. U18	31	6	11	17	36	-	-	-	-	-	3	0	1	1	2	-
2007-08	Djurgardens	Swe. U18	7	2	6	8	6	-	-	-	-	-	5	1	0	1	2	-
	Djurgardens	Swe. Jr.	39	3	8	11	54	-	-	-	-	-	7	0	1	1	2	-
2008-09	Djurgardens	Swe. Jr.	16	5	6	11	45	-	-	-	-	-	-	-	-	-	-	-
	Djurgardens	Swe.	28	0	0	0	2	-	-	-	-	-	-	-	-	-	-	-
	Djurgardens	Swe. U18	-	-	-	-	-	-	-	-	-	-	5	1	0	1	2	-
2009-10	Brandon	WHL	66	12	21	33	87	-	-	-	-	-	15	4	3	7	17	-
2010-11	DEVILS	NHL	8	1	0	1	0	0	0	5	-	-	-	-	-	-	-	-
	Albany	AHL	72	2	21	23	64	-	-	-	-	-	-	-	-	-	-	-
2011-12	Albany	AHL	50	2	10	12	33	-	-	-	-	-	-	-	-	-	-	-
	DEVILS	NHL	5	1	0	1	9	0	0	3	-	-	-	-	-	-	-	-
2012-13	Albany	AHL	68	0	8	8	64	-	-	-	-	-	-	-	-	-	-	-
	DEVILS	NHL	1	0	0	0	0	0	0	0	-	-	-	-	-	-	-	-
2013-14	Washington	NHL	20	1	1	2	19	0	0	16	-	-	-	-	-	-	-	-
	Albany	AHL	35	1	10	11	26	-	-	-	-	-	3	0	0	0	0	-
2014-15	Cherepovets	KHL	56	1	7	8	34	-	-	-	-	-	-	-	-	-	-	-
2015-16	Skelleftea	Swe.	47	0	6	6	75	-	-	-	-	-	13	0	1	1	6	-
<b>DEVILS TOTALS</b>			<b>14</b>	<b>2</b>	<b>0</b>	<b>2</b>	<b>9</b>	<b>0</b>	<b>0</b>	<b>8</b>	-	-	-	-	-	-	-	-
<b>NHL TOTALS</b>			<b>34</b>	<b>3</b>	<b>1</b>	<b>4</b>	<b>28</b>	<b>0</b>	<b>0</b>	<b>24</b>	-	-	-	-	-	-	-	-

Played in AHL All-Star Game (2012)

Claimed off waivers by Washington from DEVILS, October 3, 2013. Claimed off waivers by DEVILS from Washington, January 8, 2014.



## SCOTT WEDGEWOOD

## GOALTEENDER

Born, Etobicoke, Ont., August 14, 1995; Catches left. 6'2", 195 lbs.; New Jersey's 2nd choice (3rd round), 84th overall, in 2010 Entry Draft.

YEAR	TEAM	LEAGUE	REGULAR SEASON										PLAYOFFS				
			GP	W	L	O/TMINS	GA	SO	AVG	GP	W	L	MINS	GA	SO	AVG	
2007-08	Mississauga	GTHL	29	-	-	-	1305	63	2	2.17	-	-	-	-	-	-	-
2008-09	Plymouth	OHL	6	0	2	0	158	12	0	4.56	3	0	0	26	2	0	4.62
2009-10	Plymouth	OHL	18	5	9	0	938	51	1	3.26	4	1	0	116	4	0	2.07
2010-11	Plymouth	OHL	55	28	18	2	3046	152	2	2.99	10	4	6	606	33	0	3.27
2011-12	Plymouth	OHL	43	28	10	3	2482	125	3	3.02	13	7	6	781	31	*2	2.38
	Canada	WJC-A	3	2	0	0	148	6	1	2.42	-	-	-	-	-	-	-
2012-13	Trenton	ECHL	48	20	22	5	2741	147	1	3.22	-	-	-	-	-	-	-
	Albany	AHL	5	2	2	0	242	14	0	3.47	-	-	-	-	-	-	-
2013-14	Albany	AHL	36	16	14	3	1980	79	4	2.39	-	-	-	-	-	-	-
2014-15	Albany	AHL	36	13	14	6	2014	92	2	2.74	-	-	-	-	-	-	-
2015-16	Albany	AHL	22	14	3	3	1241	32	2	1.55	11	6	5	662	30	0	2.72
	DEVILS	NHL	4	2	1	1	241	5	1	1.24	-	-	-	-	-	-	-
<b>DEVILS TOTALS</b>			<b>4</b>	<b>2</b>	<b>1</b>	<b>1</b>	<b>241</b>	<b>5</b>	<b>1</b>	<b>1.24</b>	-	-	-	-	-	-	-
<b>NHL TOTALS</b>			<b>4</b>	<b>2</b>	<b>1</b>	<b>1</b>	<b>241</b>	<b>5</b>	<b>1</b>	<b>1.24</b>	-	-	-	-	-	-	-

\*Led League



## COLTON WHITE

## DEFENSEMAN

Born, London, Ont., May 3, 1997; Shoots left. 6'1", 195 lbs.; New Jersey's 4th choice, 97th overall, in 2015 Entry Draft.

YEAR	TEAM	LEAGUE	REGULAR SEASON										PLAYOFFS					
			GP	G	A	PTS	PIM	PP	SH	S	GP	G	A	PTS	PIM			
2011-12	London	AHMMLP	6	0	1	1	4	-	-	-	-	-	-	4	0	0	0	0
2012-13	London	AHMMLP	27	7	13	20	22	-	-	-	-	-	16	3	4	7	6	-
2013-14	Sault Ste. Marie	OHL	57	0	5	5	2	-	-	-	-	-	9	0	1	1	0	-
2014-15	Sault Ste. Marie	OHL	67	6	16	22	30	-	-	-	-	-	14	0	2	2	0	-
2015-16	Sault Ste. Marie	OHL	68	9	26	35	13	-	-	-	-	-	12	1	2	3	4	-


## DAVID WOHLBERG

Born, Southfield, MI, July 18, 1990; Shoots left. 6'1", 195 lbs.; New Jersey's 7th choice (6th round), 172nd overall, in 2008 Entry Draft.

## CENTER

YEAR	TEAM	LEAGUE	REGULAR SEASON								PLAYOFFS				
			GP	G	A	PTS	PIM	PP	SH	S	GP	G	A	PTS	PIM
2005-06	Honeybaked	MWEHL	-	34	70	104	88	-	-	-	-	-	-	-	-
2006-07	United States	USDP-17	12	2	6	8	42	-	-	-	-	-	-	-	
	United States	NAHL	45	10	20	20	99	-	-	-	6	1	4	5	22
2007-08	United States	USDP-18	37	9	7	16	48	-	-	-	-	-	-	-	
	United States	NAHL	22	10	5	15	27	-	-	-	-	-	-	-	
2008-09	Michigan	CCHA	40	15	15	30	51	-	-	-	-	-	-	-	
2009-10	Michigan	CCHA	44	10	17	27	76	-	-	-	-	-	-	-	
2010-11	Michigan	CCHA	37	15	6	21	42	-	-	-	1	0	0	0	0
2011-12	Michigan	CCHA	41	16	17	33	30	-	-	-	-	-	-	-	
	Albany	AHL	6	1	0	1	0	-	-	-	-	-	-	-	
2012-13	Albany	AHL	36	4	5	9	26	-	-	-	-	-	-	-	
2013-14	Albany	AHL	62	5	7	12	41	-	-	-	-	-	-	-	
2014-15	Albany	AHL	49	5	7	12	18	-	-	-	-	-	-	-	
2015-16	Charlotte	AHL	75	9	10	19	65	-	-	-	-	-	-	-	

CCHA Rookie of the Year (2009) • CCHA All-Rookie Team (2009)




## MILES WOOD

Born, Buffalo, NY, September 13, 1995; Shoots left. 6'2", 195 lbs.; New Jersey's 3rd choice (4th round), 100th overall, in 2013 Entry Draft.

## LEFT WING

YEAR	TEAM	LEAGUE	REGULAR SEASON								PLAYOFFS				
			GP	G	A	PTS	PIM	PP	SH	S	GP	G	A	PTS	PIM
2010-11	Salem	EmJHL	13	4	5	9	8	-	-	-	2	0	0	0	0
2011-12	Salem	EmJHL	14	8	1	9	28	-	-	-	-	-	-	-	-
2012-13	Nobles Prep	MA	15	8	10	18	18	-	-	-	-	-	-	-	
	Cape Cod	Midget	6	0	0	0	0	-	-	-	-	-	-	-	
2013-14	Nobles Prep	MA	27	29	24	53	-	-	-	-	-	-	-	-	
2014-15	Nobles Prep	MA	17	17	18	35	-	-	-	-	-	-	-	-	
	United States	WJC-A	5	0	0	0	6	-	-	-	-	-	-	-	
2015-16	Boston College	HE	37	10	25	35	76	-	-	-	-	-	-	-	
	DEVILS	NHL	1	0	0	0	0	0	0	2	-	-	-	-	
	United States	WC-A	10	1	0	1	8	-	-	-	-	-	-	-	
	<b>DEVILS TOTALS</b>		<b>1</b>	<b>0</b>	<b>0</b>	<b>0</b>	<b>0</b>	<b>0</b>	<b>0</b>	<b>2</b>	-	-	-	-	
	<b>NHL TOTALS</b>		<b>1</b>	<b>0</b>	<b>0</b>	<b>0</b>	<b>0</b>	<b>0</b>	<b>0</b>	<b>2</b>	-	-	-	-	




## PAVEL ZACHA

Born, Brno, Czech Rep., April 6, 1997; Shoots left. 6'3", 210 lbs.; New Jersey's 1st choice, 6th overall, in 2015 Entry Draft.

## CENTER

YEAR	TEAM	LEAGUE	REGULAR SEASON								PLAYOFFS				
			GP	G	A	PTS	PIM	PP	SH	S	GP	G	A	PTS	PIM
2009-10	HC Brno	Cze. U16	1	0	0	0	0	-	-	-	-	-	-	-	
2010-11	HC Liberec	Cze. U16	24	12	11	23	12	-	-	-	-	-	-	-	
	HC Liberec	Cze. U18	3	1	0	1	0	-	-	-	-	-	-	-	
2011-12	HC Liberec	Cze. U16	33	26	39	65	46	-	-	-	-	-	-	-	
	HC Liberec	Cze. U18	36	10	15	25	20	-	-	-	7	2	3	5	6
	HC Benatky	Cze. 2	1	0	0	0	0	-	-	-	-	-	-	-	
2012-13	HC Liberec	Cze. U16	0	0	0	0	0	-	-	-	3	0	0	0	0
	Liberec	Cze. U18	6	6	7	13	4	-	-	-	1	1	0	1	10
	Liberec	Cze. Jr.	39	14	26	40	26	-	-	-	5	2	2	4	0
	HC Benatky	Cze. 2	1	0	0	0	0	-	-	-	1	0	0	0	0
2013-14	Liberec	Cze. Jr.	10	6	11	17	64	-	-	-	3	1	1	2	4
	Liberec	Cze. Rep.	38	4	4	8	10	-	-	-	3	0	0	0	0
	HC Benatky	Cze. 2	12	4	5	9	6	-	-	-	-	-	-	-	
	Czech Rep.	WJC-A	5	0	0	0	0	-	-	-	-	-	-	-	
2014-15	Sarnia	OHL	37	16	18	34	56	-	-	-	5	2	1	3	10
	Czech Rep.	WJC-A	5	1	1	2	0	-	-	-	-	-	-	-	
2015-16	Sarnia	OHL	51	28	36	64	97	-	-	-	7	6	7	13	16
	Czech Rep.	WJC-A	3	0	1	1	2	-	-	-	-	-	-	-	
	Albany	AHL	3	1	2	3	2	-	-	-	5	1	2	3	2
	DEVILS	NHL	1	0	2	2	0	0	0	3	-	-	-	-	
	<b>DEVILS TOTALS</b>		<b>1</b>	<b>0</b>	<b>2</b>	<b>2</b>	<b>0</b>	<b>0</b>	<b>0</b>	<b>3</b>	-	-	-	-	
	<b>NHL TOTALS</b>		<b>1</b>	<b>0</b>	<b>2</b>	<b>2</b>	<b>0</b>	<b>0</b>	<b>0</b>	<b>3</b>	-	-	-	-	

OHL First All-Rookie Team (2015)





**ALBANY DEVILS**  
**TIMES UNION CENTER**  
**51 SOUTH PEARL ST.**  
**ALBANY, NY 12207**  
**(518) 433-8457 • FAX (518) 487-2222**  
**thealbanydevils.com**



**DIRECTORY**

Josh Harris ..... Owner  
 David Blitzer ..... Owner  
 Ray Shero ..... Governor  
 Tom Fitzgerald ..... General Manager  
 Stephen Pellegrini ..... Vice President, Hockey Operations  
 Rick Kowalsky ..... Head Coach

Sergei Brylin ..... Assistant Coach  
 John Sardos ..... Strength/Conditioning Coach  
 Mike Regan ..... Video Coordinator  
 Scott Stanhbel ..... Athletic Trainer  
 Andrew Schmidt ..... Equipment Manager  
 Corey Wood ..... Assistant Equipment Manager

**2015-16 AHL FINAL STANDINGS**

**EASTERN CONFERENCE**

ATLANTIC					GP	W	L	OTL	SL	PTS	GF	GA
HERSHEY	76	43	21	5	7	98	259	220				
PROVIDENCE	76	41	22	9	4	95	238	198				
WILKES-BARRE	76	43	27	4	2	92	230	203				
PORTLAND	76	41	27	6	2	90	215	207				
BRIDGEPORT	76	40	29	4	3	87	209	220				
HARTFORD	76	41	32	3	0	85	202	199				
LEHIGH VALLEY	76	34	35	4	3	75	215	222				
SPRINGFIELD	76	26	42	3	5	60	194	265				

NORTH					GP	W	L	OTL	SL	PTS	GF	GA
TORONTO	76	54	16	5	1	114	294	191				
ALBANY	76	46	20	8	2	102	212	167				
UTICA	76	38	26	8	4	88	224	217				
SYRACUSE	76	32	29	11	4	79	213	240				
ST. JOHN'S	76	32	33	8	3	75	208	239				
ROCHESTER	76	34	38	3	1	72	199	249				
BINGHAMTON	76	31	38	6	1	69	204	241				

**WESTERN CONFERENCE**

CENTRAL					GP	W	L	OTL	SL	PTS	GF	GA
MILWAUKEE	76	48	23	3	2	101	224	193				
LAKE ERIE	76	43	22	6	5	97	211	188				
ROCKFORD	76	40	22	10	4	94	214	205				
GRAND RAPIDS	76	44	30	1	1	90	238	195				
CHARLOTTE	76	36	32	3	5	80	214	229				
CHICAGO	76	33	35	5	3	74	194	228				
MANITоба	76	26	41	4	5	61	180	250				
IOWA	76	24	41	5	6	59	169	225				

PACIFIC					GP	W	L	OTL	SL	PTS	GF	GA
ONTARIO	68	44	19	4	1	93	192	138				
SAN DIEGO	68	39	23	4	2	84	208	200				
TEXAS	76	40	25	8	3	91	277	246				
SAN JOSE	68	31	26	8	3	73	198	193				
BAKERSFIELD	68	31	28	7	2	71	212	222				
STOCKTON	68	32	32	2	2	68	194	224				
SAN ANTONIO	68	33	35	8	0	74	213	240				

**ATLANTIC DIVISION SEMIFINALS**  
 HERSHEY defeated PORTLAND 3-2  
 WILKES-BARRE defeated PROVIDENCE 3-0

**NORTH DIVISION SEMIFINALS**  
 TORONTO defeated BRIDGEPORT 3-0  
 ALBANY defeated UTICA 3-1

**CENTRAL DIVISION SEMIFINALS**  
 GRAND RAPIDS defeated MILWAUKEE 3-0  
 LAKE ERIE defeated ROCKFORD 3-0

**PACIFIC DIVISION SEMIFINALS**  
 ONTARIO defeated SAN JOSE 3-1  
 SAN DIEGO defeated TEXAS 3-1

**ATLANTIC DIVISION FINALS**  
 HERSHEY defeated WILKES-BARRE 4-3

**NORTH DIVISION FINALS**  
 TORONTO defeated ALBANY 4-3

**CENTRAL DIVISION FINALS**  
 LAKE ERIE defeated GRAND RAPIDS 4-2

**PACIFIC DIVISION FINALS**  
 ONTARIO defeated SAN DIEGO 4-1

**EASTERN CONFERENCE FINALS**  
 HERSHEY defeated TORONTO 4-1

**WESTERN CONFERENCE FINALS**  
 LAKE ERIE defeated ONTARIO 4-0

**CALDER CUP FINALS**  
 LAKE ERIE defeated HERSHEY 4-0

**2016-17 SCHEDULE**

**OCTOBER**

Fri. 14 @ Providence.....7:05 PM  
 Sat. 15 vs. St. John's.....5:00 PM  
 Fri. 21 vs. Binghamton.....7:00 PM  
 Sat. 22 vs. Utica.....5:00 PM  
 Sat. 22 vs. Utica.....5:00 PM  
 Sun. 23 @ Providence.....3:05 PM  
 Wed. 26 @ W-B/Scranton.....7:05 PM  
 Fri. 28 vs. Toronto.....7:00 PM  
 Sat. 29 vs. Toronto.....5:00 PM

**NOVEMBER**

Wed. 2 @ Bridgeport.....11:00 AM  
 Sat. 5 @ Hershey.....7:00 PM  
 Fri. 11 vs. Hershey.....7:00 PM  
 Sat. 12 vs. St. John's.....5:00 PM  
 Wed. 16 @ Rochester.....7:05 PM  
 Fri. 18 @ Binghamton.....7:05 PM  
 Sat. 19 @ Syracuse.....7:00 PM  
 Wed. 23 vs. Toronto.....7:00 PM  
 Fri. 25 @ Hartford.....7:15 PM  
 Sat. 26 vs. Rochester.....5:00 PM  
 Tue. 29 @ Bridgeport.....7:00 PM

**DECEMBER**

Fri. 2 vs. Utica.....7:00 PM  
 Sat. 3 @ Utica.....7:00 PM  
 Sun. 4 vs. Binghamton.....3:00 PM  
 Wed. 7 vs. Binghamton.....7:00 PM  
 Fri. 9 @ Syracuse.....7:00 PM  
 Sat. 10 vs. Providence.....5:00 PM  
 Sat. 14 @ Utica.....7:00 PM

**DECEMBER (cont.)**

Sat. 17 @ Toronto.....1:30 PM  
 Sun. 18 @ Toronto.....3:00 PM  
 Wed. 21 vs. Binghamton.....7:00 PM  
 Mon. 26 vs. Providence.....7:00 PM  
 Fri. 30 vs. Toronto.....7:00 PM  
 Sat. 31 @ Hartford.....5:00 PM

**JANUARY**

Sun. 1 vs. Bridgeport.....3:00 PM  
 Wed. 4 vs. St. John's.....7:00 PM  
 Fri. 6 @ Utica.....7:00 PM  
 Sat. 7 @ Lehigh Valley.....7:05 PM  
 Wed. 11 @ Springfield.....7:05 PM  
 Fri. 13 vs. Springfield.....7:00 PM  
 Sat. 14 @ Binghamton.....7:05 PM  
 Wed. 18 vs. Syracuse.....7:00 PM  
 Sat. 21 @ St. John's.....2:30 PM  
 Sun. 22 @ St. John's.....2:30 PM  
 Fri. 27 @ Rochester.....7:05 PM  
 Sat. 28 vs. Rochester.....5:00 PM

**FEBRUARY**

Thu. 2 vs. Syracuse.....7:00 PM  
 Fri. 3 vs. Lehigh Valley.....7:00 PM  
 Sat. 4 @ Binghamton.....7:05 PM  
 Tue. 7 vs. Providence.....7:00 PM  
 Fri. 10 @ Rochester.....7:05 PM  
 Sat. 11 @ Toronto.....5:00 PM  
 Sun. 12 @ Toronto.....3:00 PM  
 Wed. 15 vs. Syracuse.....7:00 PM

**FEBRUARY (cont.)**

Fri. 17 vs. W-B/Scranton.....7:00 PM  
 Sat. 18 vs. Bridgeport.....1:00 PM  
 Mon. 20 vs. Utica.....1:00 PM  
 Fri. 24 @ St. John's.....6:00 PM  
 Sat. 25 @ St. John's.....6:00 PM

**MARCH**

Fri. 3 @ Providence.....7:05 PM  
 Sat. 4 @ Utica.....7:00 PM  
 Fri. 10 @ Binghamton.....7:05 PM  
 Sat. 11 @ Bridgeport.....7:00 PM  
 Fri. 17 vs. Springfield.....7:00 PM  
 Sat. 18 @ Syracuse.....7:00 PM  
 Sun. 19 @ Springfield.....3:05 PM  
 Wed. 22 vs. Bridgeport.....7:00 PM  
 Fri. 24 vs. Utica.....7:00 PM  
 Sat. 25 vs. Providence.....5:00 PM  
 Fri. 31 @ Providence.....7:05 PM

**APRIL**

Sat. 1 vs. Hartford.....5:00 PM  
 Sun. 2 vs. Rochester.....3:00 PM  
 Wed. 5 vs. Syracuse.....7:00 PM  
 Fri. 7 vs. St. John's.....7:00 PM  
 Sat. 8 @ Syracuse.....7:00 PM  
 Wed. 12 vs. Hartford.....7:00 PM  
 Fri. 14 @ Rochester.....7:05 PM  
 Sat. 15 vs. Rochester.....5:00 PM

All times are Eastern.  
 Schedule is subject to change.

**2015-16 ALBANY DEVILS FINAL STATISTICS**  
**46-20-8-2=102 PTS. (.671); 2ND PLACE, NORTH DIVISION/2ND PLACE, EASTERN CONFERENCE**

**DEVELOPMENT TEAM**

POS.	NO.	PLAYER	GP	G	A	PTS	+/-	PIM	PP	SH	GW	OT	S	PCTG
L	28	MATT LORITO	71	18	36	54	16	26	5	0	3	1	133	13.5
R	19	MIKE SISLO	57	27	26	53	16	18	14	3	5	0	169	16.0
C	13	JIM O'BRIEN	56	19	19	38	16	48	2	3	5	3	155	12.3
R	15	PAUL THOMPSON	56	13	22	35	11	96	3	0	3	2	177	7.3
L	14	REID BOUCHER	34	19	13	32	12	4	7	2	4	0	135	14.1
R	20	BRIAN O'NEILL	42	13	19	32	10	10	3	0	5	2	74	17.6
D	17	MARC-ANDRE GRAGNANI	57	1	30	31	0	16	0	0	0	0	61	1.6
R	25	COREY TROPP	51	11	17	28	2	61	3	0	1	0	78	14.1
D	24	REECE SCARLETT	60	4	22	26	-1	64	0	0	1	1	102	10.8
C	9	JOSEPH BLANDISI	27	9	14	23	0	49	6	0	2	1	35	25.7
C	22	RYAN KUJAWINSKI	59	6	15	21	1	34	1	0	1	0	72	8.3
D	7	BRANDON BURLON	56	4	17	21	1	56	0	0	0	0	51	7.8
L	26	BEN THOMSON	73	6	12	18	2	109	0	0	2	0	121	5.0
L	18	BLAKE PIETILA	58	10	7	17	13-	41	3	0	2	0	88	11.4
D	23	VOJTECH MOZIK	53	2	15	17	28	40	1	0	0	0	90	2.2
D	8	DAN KELLY	55	4	11	15	8	93	0	0	0	0	57	7.0
R	12	MAX NOVAK	43	3	11	14	2	10	1	0	1	0	66	4.5
L	10	ROD PELLEJ	65	8	5	13	-8	40	0	0	1	0	78	10.3
C	21	GRAHAM BLACK	50	7	2	9	0	20	0	0	2	0	75	9.3
D	29	RAMAN HRABARENKA	47	5	4	9	-9	42	3	0	0	0	65	7.7
D	33	CORBIN McPHERSON	64	2	6	8	1	38	0	0	0	0	67	3.0
L	37	BEN JOHNSON	16	5	2	7	5	6	2	1	1	0	30	16.6
C	11	BLAKE COLEMAN	14	4	3	7	5	19	0	0	1	0	26	15.4
R	25	NICK LAPPIN	12	3	4	7	4	19	1	0	1	0	35	8.6
D	2	SETH HELGESON	42	2	5	7	15	52	0	0	0	0	52	3.8
R	16	CHRIS McKELVIE	46	1	6	7	10-	39	0	0	1	0	57	1.8
R	32	PIERRE-LUC LEBLOND	52	1	5	6	-2	131	0	0	1	0	44	2.3
C	44	PAVEL ZACHA	3	1	2	3	3	2	0	0	0	0	6	16.7
C	42	KEVIN ROONEY	7	0	3	3	2	0	0	0	0	0	7	0.0
D	5	PAUL GEIGER	9	1	1	2	3	2	0	0	1	0	9	11.1
C	34	GREG WOLFE	3	1	0	1	0	0	0	0	0	0	2	50.0
R	38	JUSTIN CRANDALL	2	0	1	1	0	0	0	0	0	0	1	0.0
C	36	GUNNAR HUGHES	3	0	1	1	0	0	0	0	0	0	0	0.0
D	6	DAMON SEVERSON	3	0	1	1	3	9	0	0	0	0	10	0.0
D	38	JOSH JACOBS	1	0	0	0	2	0	0	0	0	0	4	0.0
L	38	STEFAN MATTEAU	1	0	0	0	0	4	0	0	0	0	1	0.0
D	45	RYAN REHILL	1	0	0	0	0	0	0	0	0	0	1	0.0
D	6	MATHIEU BRODEUR	2	0	0	0	0	0	0	0	0	0	4	0.0
R	36	TREVOR MINGOIA	4	0	0	0	1-	0	0	0	0	0	7	0.0
R	39	ALEXANDRE CARRIER	5	0	0	0	2-	0	0	0	0	0	7	0.0
R		JOE FAUST	8	0	0	0	2	0	0	0	0	0	9	0.0

SW#	GOALTENDER	GPI	MINS	AVG	W	L	OT	EN	SO	GA	SA	SV%	G	A	PIM
31	SCOTT WEDGEWOOD	22	1241	1.55	14	3	4	1	2	32	447	.933	0	0	2
40	YANN DANIS	47	2681	2.22	28	12	5	2	8	99	982	.908	0	0	0
39	DOUG CARR	3	180	2.34	1	2	0	1	0	7	61	.897	0	0	0
41	KEN APPLEBY	8	486	2.59	3	3	3	2	1	21	198	.904	0	0	0
<b>ALBANY TOTALS</b>		<b>76</b>	<b>4618</b>	<b>2.14</b>	<b>46</b>	<b>20</b>	<b>10</b>	<b>6</b>	<b>12</b>	<b>165</b>	<b>1688</b>	<b>.914</b>	<b>0</b>	<b>0</b>	<b>2</b>

**PLAYOFFS (6-5, .545)**

POS.	NO.	PLAYER	GP	G	A	PTS	+/-	PIM	PP	SH	GW	OT	S	PCTG
L	14	REID BOUCHER	11	4	6	10	2	4	1	1	1	0	29	13.8
D	6	DAMON SEVERSON	11	0	8	8	2	14	0	0	0	0	27	0.0
R	25	NICK LAPPIN	11	5	2	7	1	2	1	1	1	4	40	12.5
L	28	MATT LORITO	11	3	4	7	-4	4	0	0	1	0	15	20.0
R	19	MIKE SISLO	9	2	5	7	2	6	1	0	0	0	24	8.3
L	18	BLAKE PIETILA	8	3	3	6	0	8	0	1	0	0	19	15.8
C	13	JIM O'BRIEN	6	2	3	5	4	4	1	0	1	0	18	11.1
R	20	BRIAN O'NEILL	9	1	4	5	2	6	1	0	0	0	19	5.3
R	15	PAUL THOMPSON	10	3	1	4	-2	18	0	0	0	0	17	17.6
C	21	GRAHAM BLACK	5	2	2	4	1	2	0	0	0	0	7	28.6
D	2	SETH HELGESON	11	0	4	4	-1	14	0	0	0	0	10	0.0
C	9	JOSEPH BLANDISI	11	2	1	3	-1	14	0	0	1	0	20	10.0
C	44	PAVEL ZACHA	5	1	2	3	2	2	1	0	0	0	8	12.5
D	8	DAN KELLY	8	1	2	3	4	21	0	0	0	0	7	14.3
D	17	MARC-ANDRE GRAGNANI	11	0	3	3	3	16	0	0	0	0	8	0.0
L	26	BEN THOMSON	9	2	0	2	0	10	0	0	0	0	9	22.2
L	10	ROD PELLEJ	11	2	0	2	-4	0	0	1	1	0	15	13.3
D	33	CORBIN McPHERSON	4	0	2	2	3	2	0	0	0	0	6	0.0
D	23	VOJTECH MOZIK	11	0	2	2	-1	7	0	0	0	0	16	0.0
C	22	RYAN KUJAWINSKI	7	0	1	1	-1	2	0	0	0	0	9	0.0
R	32	PIERRE-LUC LEBLOND	3	0	0	0	3-	8	0	0	0	0	1	0.0
R	16	CHRIS McKELVIE	3	0	0	0	0	0	0	0	0	0	3	0.0
R	12	MAX NOVAK	3	0	0	0	0	0	0	0	0	0	2	0.0
D	24	REECE SCARLETT	10	0	0	0	-6	0	0	0	0	0	5	0.0

SW#	GOALTENDER	GPI	MINS	AVG	W	L	OT	EN	SO	GA	SA	SV%	G	A	PIM
31	SCOTT WEDGEWOOD	11	662	2.72	6	5	0	1	0	30	292	.897	0	0	0
40	YANN DANIS	1	20	6.00	0	0	0	0	0	2	9	.778	0	0	0
<b>ALBANY TOTALS</b>		<b>11</b>	<b>688</b>	<b>2.88</b>	<b>6</b>	<b>5</b>	<b>0</b>	<b>0</b>	<b>0</b>	<b>33</b>	<b>301</b>	<b>.891</b>	<b>0</b>	<b>0</b>	<b>0</b>

## 2015-16 STATISTICS

Player	Pos	Rd/Yr	Team, League	Regular Season					Playoffs				
				GP	G	A	PTS	PIM	GP	G	A	PTS	PIM
Joey Anderson	RW	3/16	United States, USHL	64	27	30	57	20	-	-	-	-	-
Yohann Auvitu	D	FA/16	HIFK Helsinki, Fin.	48	6	15	21	6	18	6	7	13	14
Brandon Baddock	LW	6/14	Edmonton, WHL	68	22	13	35	143	6	2	0	2	14
Nathan Bastian	C	2/16	Mississauga, OHL	64	19	40	59	50	5	0	4	4	0
Jesper Bratt	LW	6/16	Swe. U-20	2	1	1	2	2	1	0	0	0	0
			Swe. Jr.	48	8	9	17	6	10	0	0	0	4
Jeremy Davies	D	7/16	Bloomington, USHL	60	13	36	49	48	8	0	6	6	6
J.D. Dudek	C	6/14	Boston College, HE	34	1	2	3	6	-	-	-	-	-
Artur Gavrus	C	6/12	Dynamo Minsk, KHL	19	3	7	10	0	-	-	-	-	-
Brandon Gignac	C/W	3/16	Shawinigan, QMJHL	67	24	37	61	41	20	7	9	16	8
Joshua Jacobs	D	2/14	Sarnia, OHL	67	4	20	24	38	7	0	5	5	6
			Albany, AHL	1	0	0	0	0	-	-	-	-	-
Nick Lappin	RW	FA/16	Brown, ECAC	31	17	16	33	12	-	-	-	-	-
			Albany, AHL	12	3	4	7	19	11	5	2	7	2
Mauro Jorg	RW	7/10	Davos, NLA	47	11	18	29	4	9	2	1	3	0
Mikhail Maltsev	LW	4/16	Russia U-18, MHL	29	11	12	23	20	3	0	2	2	0
Michael McLeod	C	1/16	Mississauga, OHL	57	21	40	61	71	7	3	6	9	6
Alexander Kerfoot	C	5/12	Harvard, ECAC	33	4	30	34	16	-	-	-	-	-
John Quenneville	C/W	1/14	Brandon, WHL	57	31	42	73	71	21	16	11	27	8
Yegor Rykov	D	5/16	SKA, KHL	10	0	1	1	0	2	0	0	0	2
			SKA-Neva, VHL	10	0	2	8	5	1	0	1	0	
			SKA-1946, MHL	20	3	7	10	10	2	0	0	0	0
Brett Seney	LW	6/15	Merrimack, HE	32	8	18	26	34	-	-	-	-	-
Blake Speers	C/W	3/15	Sault Ste. Marie, OHL	68	26	48	74	42	12	6	4	10	8
Colton White	D	4/15	Sault Ste. Marie, OHL	68	9	26	35	13	12	1	2	3	4

Goaltender	Rd/Yr	Team, League	GP	W	L	OT	MIN	GA	SO	GAA
Mackenzie Blackwood	2/15	Barrie, OHL	43	28	13	0	2452	111	3	2.72
		Barrie, OHL Playoffs	13	6	5	-	796	36	1	2.71
Evan Cormier	4/16	Saginaw, OHL	58	21	27	7	3246	201	1	3.72
		Saginaw, OHL Playoffs	4	0	3	-	166	20	0	7.23

## TOURNAMENT STATISTICS

## World Junior Championships

Helsinki, Finland, Dec. 26, 2015-Jan. 5, 2016

Player	Country	GP	G	A	PTS	PIM
John Quenneville	Canada	5	1	1	2	4
Yegor Rykov	Russia	7	1	2	3	2
Pavel Zacha	Czech Republic	3	0	1	1	0

	GP	W	L	OT	MIN	GA	SO	GAA	
Mackenzie Blackwood	Canada	3	0	2	0	183	12	0	3.95

Medals: Finland (Gold), Russia (Silver), United States (Bronze).

## World Championships

Moscow - St. Petersburg, Russia, May 6-May 22, 2016

Player	Country	GP	G	A	PTS	PIM
Yohann Auvitu	France	7	0	3	3	2
Artur Gavrus	Belarus	7	2	0	2	0
Taylor Hall	Canada	10	6	3	9	2
Sergey Kalinin	Russia	10	0	3	3	4
Steven Santini	United States	10	0	0	0	0
Miles Wood	United States	10	1	0	1	8

	GP	W	L	OT	MIN	GA	SO	GAA	
Keith Kinkaid	United States	6	1	4	0	350	19	0	3.25

Medals: Canada (Gold), Finland (Silver), Russia (Bronze).

**MICHAEL McLEOD****Center**

Born: Mississauga, Ont.; February 3, 1998; Shoots right. 6'2", 185 lbs.; New Jersey's 1st choice, 12th overall.

Year	Team	League	GP	G	A	PTS	PIM
2011-12	Toronto	GTMBHL	-	-	-	-	-
2012-13	Toronto	GTBHL	33	40	55	95	-
	Toronto	GTMMHL	-	-	-	-	-
2013-14	Toronto	GTMMHL	33	21	36	57	20
2014-15	Mississauga	OHL	63	12	17	29	33
2015-16	Mississauga	OHL	57	21	40	61	71

**NATHAN BASTIAN****Right Wing**

Born: Kitchener, Ont.; December 6, 1997; Shoots right. 6'4", 205 lbs.; New Jersey's 2nd choice, 41st overall.

Year	Team	League	GP	G	A	PTS	PIM
2011-12	Cambridge	AHMMPL	5	0	0	0	0
2012-13	Kitchener	AHMMPL	30	11	13	24	8
2013-14	Brantford	GOJHL	48	17	29	46	24
	Mississauga	OHL	19	2	1	3	6
2014-15	Mississauga	OHL	68	17	12	29	22
2015-16	Mississauga	OHL	64	19	40	59	50

**JOEY ANDERSON****Right Wing**

Born: Fridley, MN; June 19, 1998; Shoots right. 5'11", 190 lbs.; New Jersey's 3rd choice, 73rd overall.

Year	Team	League	GP	G	A	PTS	PIM
2012-13	Hill-Murray	MN	12	14	9	23	2
2013-14	Hill-Murray	MN	25	21	29	50	16
	Team Northeast	MN	21	13	11	24	8
2014-15	Un. States	USHL	35	14	10	24	6
	Un. States	USDP-17	55	21	21	42	8
2015-16	Un. States	USHL	25	10	10	20	14
	Un. States	USDP-18	64	27	30	57	20

**BRANDON GIGNAC****Center/Wing**

Born: Repentigny, Que.; November 7, 1997; Shoots left. 5'11", 170 lbs.; New Jersey's 4th choice (3rd round), 80th overall.

Year	Team	League	GP	G	A	PTS	PIM
2012-13	Coll. Esther	QMAAA	42	20	17	37	46
2013-14	Shawinigan	QMJHL	53	5	9	14	18
2014-15	Shawinigan	QMJHL	63	9	31	40	18
2015-16	Shawinigan	QMJHL	67	24	37	61	41

**MIKHAIL MALTSEV****Left Wing**

Born: St. Petersburg, Rus.; March 12, 1998; Shoots left. 6'3", 200 lbs.; New Jersey's 5th choice (4th round), 102nd overall.

Year	Team	League	GP	G	A	PTS	PIM
2014-15	SKA U17	Rus.U17	4	2	2	4	2
	Russia U17	Rus. Jr.	3	2	0	2	4
2015-16	Russia U18	MHL	29	11	12	23	13
	Russia U18	Rus. Jr.	-	-	-	-	-

**Not attending training camp (2016-17 team):**

**Joey Anderson** (Minnesota-Duluth, NCHC)

**Mikhail Maltsev** (SKA, KHL)

**Yegor Rykov** (SKA, KHL)

**Jesper Bratt** (AIK, Swe.)

**Jeremy Davies** (Northeastern Univ., HE)

**EVAN CORMIER****Goaltender**

Born: Bowmanville, Ont.; November 6, 1997; Shoots left. 6'3", 200 lbs.; New Jersey's 6th choice (4th round), 105th overall.

Year	Team	League	GP	MINS	GA	SO	AVG
2012-13	Clarín. Mi.	ETAMMHL	19	-	-	-	-
	Clarín. Min.	Midget	25	-	-	-	- 2.40
	Cobourg	OJHL	-	-	-	-	-
2013-14	North Bay	NOJHL	37	-	-	-	- 3.96
	North Bay	OHL	3	83	1	0	0.72
2014-15	North Bay	OHL	8	408	17	2	2.50
	Saginaw	OHL	22	1224	71	1	3.48
2015-16	Saginaw	OHL	58	3246	201	1	3.72

**YEGOR RYKOV****Defenseman**

Born: Vidnoe, Rus.; April 14, 1997; Shoots left. 6'2", 205 lbs.; New Jersey's 7th choice (5th round), 132nd overall.

Year	Team	League	GP	G	A	PTS	PIM
2012-13	Moskva U16	Rus.U16	30	8	16	24	22
2013-14	SKA-1946	MHL	37	1	6	7	20
	Russia U17	WHC-17	6	0	4	4	0
2014-15	SKA-1946	MHL	42	5	16	21	8
	Russia U18	WJC-U18	5	0	0	0	6
	Russia U18	Rus. Jr 16	3	3	6	2	-
2015-16	SKA	KHL	10	0	1	1	4
	SKA-Neva	VHL	10	0	2	2	8
	SKA-1946	MHL	20	3	7	10	10
	Russia U20	WJC-A	7	1	2	3	2

**JESPER BRATT****Left Wing**

Born: Stockholm, Swe.; July 30, 1998; Shoots left. 5'11", 170 lbs.; New Jersey's 8th choice (6th round), 162nd overall.

Year	Team	League	GP	G	A	PTS	PIM
2010-11	Trang.-2	Swe. U18	3	0	0	0	0
2011-12	TrangundsSwe.	U18	3	1	0	1	0
2012-13	TrangundsSwe.	U18	29	9	15	24	8
	TrangundsSwe.	U20	2	0	1	1	0
	Trangunds	Swe. 2	3	0	0	0	0
2013-14	AIK Eit.	Swe. U18	20	4	12	16	10
	AIK Alls.	Swe. U18	18	6	12	18	14
2014-15	AIK Eit.	Swe. U18	2	1	1	2	6
	AIK Alls.	Swe. U18	4	1	6	7	2
	AIK	Swe. U20	39	17	23	40	20
	AIK	Swe. Jr.	1	0	0	0	0
2015-16	AIK	Swe.U20	2	1	1	2	2
	AIK	Swe. Jr.	48	8	9	17	6

**JEREMY DAVIES****Defenseman**

Born: Montreal, Que.; December 4, 1996; Shoots left. 5'11", 180 lbs.; New Jersey's 9th choice (7th round), 192nd overall.

Year	Team	League	GP	G	A	PTS	PIM
2011-12	Lac StL.	QMAAA	29	3	9	12	24
2012-13	Lac StL.	QMAAA	42	5	27	32	12
2013-14	Lac StL.	QMAAA	42	7	26	33	74
2014-15	Waterloo	USHL	11	1	3	4	6
	Bloomington	USHL	43	3	17	20	70
2015-16	Bloomington	USHL	60	13	36	49	48

**DEVILS' 2016 ENTRY DRAFT SUMMARY**

**1st round** 11th overall to Ottawa  
(June 24, 2016 transaction)

77th overall to Pittsburgh  
(June 25, 2016 transaction)

12th overall from Ottawa  
(June 24, 2016 transaction)

80th overall from Ottawa  
(June 24, 2016 transaction)

**2nd round** 41st overall

**4th round** 102nd overall

**3rd round** 73rd overall from Ottawa  
(June 27, 2015 transaction)

105th overall from Boston  
(Feb. 29, 2016 transaction)

77th overall from Detroit  
(March 2, 2015 transaction)

**5th round** 132nd overall

**6th round** 162nd overall

**7th round** 192nd overall

2015		
Rd./Overall	Player	Pos.
1/6	Pavel Zacha	C
2/42	Mackenzie Blackwood	G
3/67	Blake Speers	RW
4/97	Colton White	D
6/157	Brett Seney	LW

2014		
Rd./Overall	Player	Pos.
1/30	John Quenneville	C
2/41	Josh Jacobs	D
3/71	Connor Chatham	LW
5/131	Ryan Rehill	D
6/152	J.D. Dudek	C
6/161	Brandon Baddock	LW

2013		
Rd./Overall	Player	Pos.
2/42	Steven Santini	D
3/73	Ryan Kujawinski	C
4/100	Miles Wood	LW
6/160	yles Bell	RW
7/208	Anthony Brodeur	G

2012		
Rd./Overall	Player	Pos.
1/29	Stefan Matteau	LW
2/60	Damon Severson	D
3/90	Ben Johnson	RW
4/96	Ben Thomson	LW
5/135	Graham Black	C
5/150	Alexander Kerfoot	C
6/180	Artur Gavrus	C

2011		
Rd./Overall	Player	Pos.
1/4	Adam Larsson	D
3/75	Blake Coleman	C
4/99	Reid Boucher	RW
5/129	Blake Pietila	LW
6/159	Reece Scarlett	D
7/189	Patrick Daly	D

2010		
Rd./Overall	Player	Pos.
2/38	Jon Merrill	D
3/84	Scott Wedgewood	G
4/114	Joe Faust	D
6/174	Maxime Clermont	G
7/204	Mauro Jörg	RW

2009		
Rd./Overall	Player	Pos.
1/20	Jacob Josefson	C
2/54	Eric Gelinas	D
3/73	Alexander Urbom	D
4/114	Seth Helgeson	D
5/144	Derek Rodwell	LW
6/174	Ashton Bernard	LW
7/204	Curtis Gedig	D

2008		
Rd./Overall	Player	Pos.
1/24	Mattias Tedenby	RW
2/52	Brandon Burlon	D
2/54	Patrice Cormier	C
3/82	Adam Henrique	C
4/112	Matt Delahey	D
5/142	Kory Nagy	LW
6/172	David Wohlberg	C
7/202	Harry Young	D
7/205	J.S. Berube	LW

2007		
Rd./Overall	Player	Pos.
2/57	Mike Hoeffel	LW
3/79	Nick Palmieri	RW
3/87	Corbin McPherson	D
4/117	Matt Halischuk	RW
6/177	Vili Sopanen	RW
7/207	Ryan Molle	D

2006		
Rd./Overall	Player	Pos.
1/30	Matthew Corrente	D
2/58	Alexander Vasunov	LW
3/67	Kirill Tulupov	D
3/77	Vladimir Zharkov	LW
4/107	Tyler Miller	D
5/148	Olivier Magnan	D
6/178	Tony Romano	C
7/208	Kyell Henegan	RW

2005		
Rd./Overall	Player	Pos.
1/23	Niclas Bergfors	RW
2/38	Jeff Frazee	D
3/84	Mark Fraser	G
4/99	Patrick Davis	RW
5/155	Mark Fayne	D
6/170	Sean Zimmerman	D
7/218	Alexander Sundstrom	C

2004		
Rd./Overall	Player	Pos.
1/20	Travis Zajac	C
5/155	Alexander Mikhailishin	D
6/185	Josh Disher	G
7/216	P.L. Letourneau-Leblond	LW
7/217	Tyler Eckford	D
8/250	Nathan Perkovich	RW
9/282	Valeri Klimov	D

2003		
Rd./Overall	Player	Pos.
1/17	Zach Parise	LW
2/42	Petr Vrana	C
3/93	Ivan Khomutov	C
5/167	Zach Tarkir	G
6/197	Jason Smith	D
8/261	Joey Tenute	C
9/292	Arseny Bondarev	LW

2002		
Rd./Overall	Player	Pos.
2/51	Anton Kadeykin	D
2/53	Barry Tallackson	RW
3/64	Jason Ryznar	LW
3/84	Marek Chvatal	LW
3/85	Ahren Nittel	D
4/117	Cam Janssen	RW
5/154	Krisjanis Redlihs	D
6/187	Eric Johansson	C
7/218	Ilkka Pikkarainen	RW
8/250	Dan Glover	D
9/281	Bill Kinkel	LW

2001		
Rd./Overall	Player	Pos.
1/28	Adrian Foster	LW
2/44	Igor Pohanka	RW
2/48	Tuomas Pihlman	LW
2/60	Victor Uchevatov	D
3/67	Robin Leblanc	RW
3/72	Brandon Nolan	C
4/128	Andrei Posnov	LW
5/163	Andreas Salomonsson	LW
5/194	James Massen	RW
8/229	Aaron Voros	C
8/257	Evgeny Gamalei	D

2000		
Rd./Overall	Player	Pos.
1/22	David Hale	D
2/39	Teemu Laine	RW
2/56	Aleksander Suglovov	RW
2/57	Matt DeMarchi	D
2/62	Paul Martin	D
3/67	Max Birbraer	LW
3/76	Mike Rupp	LW
4/125	Phil Cole	C
5/135	Mike Jefferson	C
5/164	Matus Kostur	G
6/194	Deryk Engelland	D
7/198	Ken Magowan	LW
8/257	Warren McCutcheon	C

1999		
Rd./Overall	Player	Pos.
1/27	Ari Ahonen	G
2/42	Mike Comodore	D
2/50	Brett Clouthier	LW
3/95	Andre Lakos	D
4/100	Teemu Kesa	D
6/185	Scott Cameron	LW
7/214	Chris Hartsburg	C
8/242	Justin Dziama	RW

1998		
Rd./Overall	Player	Pos.
1/26	Mike Van Ryn	D
1/27	Scott Gomez	C
2/37	Christian Berglund	C
3/82	Brian Gionta	RW
4/96	Mikko Jokela	D
4/105	Pierre Dagenais	LW

1998 (cont.)		
Rd./Overall	Player	Pos.
5/119	Anton But	LW
5/143	Ryan Flinn	LW
6/172	Jacques Lariviere	LW
7/199	Erik Jensen	RW
8/227	Marko Ahoilta	C
9/257	Ryan Held	C

1997		
Rd./Overall	Player	Pos.
1/24	J.F. Dampousse	G
2/38	Stanislav Gron	C
4/104	Lucas Nehrling	D
5/131	Jiri Bicek	LW
6/159	Sascha Goc	D
7/188	Mathieu Benoit	RW
8/215	Scott Clemmensen	G
9/241	Jan Srdinko	D

1996		
Rd./Overall	Player	Pos.
1/10	Lance Ward	D
2/38	Wes Mason	LW
2/41	Josh DeWolf	D
2/47	Pierre Dagenais	LW
2/49	Colin White	D
3/63	Scott Parker	RW
4/91	Josef Boumedienne	D
4/101	Josh MacNevin	D
5/118	Glenn Crawford	C
6/145	Sean Ritchlin	RW
7/173	Daryl Andrews	D
8/199	Willie Mitchell	D
8/205	Jason Bertsch	RW
9/225	Pasi Petrilainen	D

1995		
Rd./Overall	Player	Pos.
1/18	Petr Sykora	C
2/44	Nathan Perrott	RW
3/70	Sergei Vyshedkevich	D
3/78	David Gosselin	RW
4/79	Alyn McCauley	C
4/96	Henrik Rehnberg	D
5/122	Chris Mason	G
6/148	Adam Young	LW
7/174	Richard Rochefort	C
8/200	Frederic Henry	G
9/226	Colin O'Hara	D

1994		
Rd./Overall	Player	Pos.
1/25	Vadim Sharifijanov	RW
2/51	Patrik Elias	LW
3/71	Sheldon Souray	D
4/103	Zdenek Skoprepa	LW
5/129	Christian Gosselin	D
6/134	Ryan Smart	C
6/155	Luciano Caravaggio	G
7/181	Jeff Williams	C
8/207	Eric Bertrand	LW
9/233	Steve Sullivan	C
10/259	Scott Swanjord	G
11/269	Mike Hanson	C

1993		
Rd./Overall	Player	Pos.
1/13	Denis Pederson	C
2/32	Jay Pandolfo	LW
2/39	Brendan Morrison	C
3/65	Krzysztof Oliwa	LW
5/110	John Guirestante	RW
6/143	Steve Brule	C
7/169	Nikolai Zavarukhin	C
8/195	Thomas Cullen	D
9/221	Judd Lambert	G
10/247	Jimmy Provencher	RW
11/273	Mike Legg	RW

1992		
Rd./Overall	Player	Pos.
1/18	Jason Smith	D
2/42	Sergei Brylin	C
3/66	Cale Hulse	C
4/90	Vitaly Tomilin	D
4/94	Scott McCabe	D
5/114	Ryan Black	LW
6/138	Daniel Trebil	D
7/162	Geordie Kinnear	D
8/186	Stephane Yelle	C
9/210	Jeff Toms	LW



**Rd./ 1992 (cont.)**

<b>Overall Player</b>	<b>Pos.</b>
10/234 Heath Weenk	D
11/258 Vladimir Yakovenko	LW

**Rd./ 1991**

<b>Overall Player</b>	<b>Pos.</b>
1/3 Scott Niedermayer	D
1/11 Brian Rolston	LW
2/33 Donevan Hextall	LW
3/55 Fredrik Lindqvist	C
4/77 Brad Willner	D
6/121 Curt Regnier	LW
7/143 David Craievich	D
8/165 Paul Wolanski	D
9/187 Dan Reimann	D
11/231 Kevin Riehl	C
12/253 Jason Hehr	D

**Rd./ 1990**

<b>Overall Player</b>	<b>Pos.</b>
1/20 Martin Brodeur	G
2/24 David Harlock	D
2/29 Chris Gotziaman	RW
3/53 Michael Dunham	G
3/56 Brad Bombardier	D
4/64 Mike Bodnarchuk	RW
5/95 Dean Malkoc	D
5/104 Petr Kuchyna	D
6/116 Lubomir Kolnik	RW
7/137 Chris McAlpine	D
9/179 Jaroslav Modry	D
10/200 Corey Schwab	G
11/221 Valeri Zelepukin	RW
12/242 Todd Reirden	D

**Rd./ 1989**

<b>Overall Player</b>	<b>Pos.</b>
1/5 Bill Guerin	RW
1/18 Jason Miller	C
2/26 Jarrod Skalde	C
3/47 Scott Pellierin	LW
5/89 Mike Heinke	G
6/110 David Emma	C
8/152 Sergei Starikov	D
9/173 Andre Faust	C
11/215 Jason Simon	LW
12/236 Peter Larsson	C

**Rd./ 1988**

<b>Overall Player</b>	<b>Pos.</b>
1/12 Corey Foster	D
2/23 Jeff Christian	LW

**Rd./ 1988 (cont.)**

<b>Overall Player</b>	<b>Pos.</b>
3/54 Zdeno Ciger	LW
4/65 Matt Ruchty	LW
4/75 Scott Luik	RW
5/96 Chris Nelson	D
6/117 Chad Johnson	C
7/138 Chad Erickson	G
8/159 Bryan LaFort	G
9/180 Sergei Svetlov	RW
10/201 Bob Woods	C
10/207 Alexander Semak	C
11/222 Chuck Hughes	G
12/243 Michael Pohl	C

**Rd./ 1987**

<b>Overall Player</b>	<b>Pos.</b>
1/2 Brendan Shanahan	RW
2/23 Ricard Persson	D
4/65 Brian Sullivan	RW
5/86 Kevin Dean	D
6/107 Ben Hankinson	C
7/128 Tom Neziol	LW
8/149 Jim Dowd	RW
9/170 John Blessman	D
10/191 Peter Fry	G
11/212 Alain Charland	C

**Rd./ 1986**

<b>Overall Player</b>	<b>Pos.</b>
1/3 Neil Brady	C
2/24 Todd Copeland	D
3/45 Janne Ojanen	C
3/62 Marc Laniel	C
4/66 Anders Carlsson	D
6/108 Troy Crowder	RW
7/129 Kevin Todd	C
8/150 Ryan Pardoski	RW
9/171 Scott McCormack	D
10/192 Frederic Chabot	G
11/213 John Andersen	LW
12/236 Doug Kirton	RW

**Rd./ 1985**

<b>Overall Player</b>	<b>Pos.</b>
1/3 Craig Wolanin	D
2/24 Sean Burke	G
2/32 Eric Weinrich	D
3/45 Myles O'Connor	LW
4/66 Gregg Polak	D
6/108 Bill McMillan	RW
7/129 Kevin Schrader	D
8/150 Ed Krayner	C

**Rd./ 1985 (cont.)**

<b>Overall Player</b>	<b>Pos.</b>
9/171 Jamie Huscroft	D
10/192 Terry Shold	LW
11/213 Jamie McKinley	C
12/234 David Williams	D

**Rd./ 1984**

<b>Overall Player</b>	<b>Pos.</b>
1/2 Kirk Muller	C
2/23 Craig Billington	G
3/44 Neil Davey	C
4/74 Paul Ysebaert	D
5/86 Jon Morris	C
6/107 Kirk McLean	C
7/128 Ian Ferguson	D
8/149 Vladimir Kames	D
9/170 Mike Roth	D
10/190 Mike Peluso	D
11/211 Jarkko Piiparinen	LW
12/231 Chris Kiene	D

**Rd./ 1983**

<b>Overall Player</b>	<b>Pos.</b>
1/6 John MacLean	RW
2/24 Shawn Evans	D
5/87 Chris Terreri	G
6/108 Gordon Mark	D
7/129 Greg Evtushevski	RW
8/150 Viacheslav Fetisov	D
9/171 Jay Ochteau	D
10/192 Alexander Chernykh	C
11/213 Allan Stewart	LW
12/234 Alexei Kasatonov	D

**Rd./ 1982**

<b>Overall Player</b>	<b>Pos.</b>
1/8 Rocky Trotter	RW
1/18 Ken Daneyko	D
3/43 Pat Verbeek	C
3/54 Dave Kasper	C
5/85 Scott Brydges	D
6/106 Mike Moher	RW
7/127 Paul Fulcher	LW
8/148 John Hutchings	D
9/169 Alan Hepple	D
10/190 Brent Shaw	RW
10/207 Tony Gilliard	LW
11/211 Scott Fusco	LW
12/232 Dan Dorion	C

**SUPPLEMENTAL DRAFT HISTORY**

**Rd./ 1991**

<b>Overall Player</b>	<b>Pos.</b>
3/17 Rob Kruhlik	G

**Rd./ 1990**

<b>Overall Player</b>	<b>Pos.</b>
3/15 Mike Haviland	RW

**Rd./ 1989**

<b>Overall Player</b>	<b>Pos.</b>
1/5 C.J. Young	RW
2/10 Mark Romaine	G

**Rd./ 1988**

<b>Overall Player</b>	<b>Pos.</b>
3/17 Tim Budy	LW

**Rd./ 1987**

<b>Overall Player</b>	<b>Pos.</b>
1/2 John Walker	LW
2/7 Jeff Madill	RW

**Rd./ 1986**

<b>Overall Player</b>	<b>Pos.</b>
1/3 Glen Engevik	RW
2/8 Tim Barakett	RW

**EXPANSION DRAFT HISTORY**

**2000**

<b>Player</b>	<b>Pos.</b>	<b>Team</b>
Chris Terreri	G	to Min.
Jeff Williams	C	to CBJ

**1999**

<b>Player</b>	<b>Pos.</b>	<b>Team</b>
Kevin Dean	D	to Atl.

**1998**

<b>Player</b>	<b>Pos.</b>	<b>Team</b>
Mike Dunham	G	to Nsh.

**1993**

<b>Player</b>	<b>Pos.</b>	<b>Team</b>
Alexei Kasatonov	D	to Ana.
Jarrod Skalde	C	to Ana.

**1992**

<b>Player</b>	<b>Pos.</b>	<b>Team</b>
Brad Shaw	D	to Ott.
Laurie Boschman	C	to Ott.

**1991**

<b>Player</b>	<b>Pos.</b>	<b>Team</b>
Jeff Madill	RW	to SJ

**SEASON OPENING/CLOSING RECORDS**

OPENERS	HOME	ROAD	OVERALL
Record	17-10-6	15-15-3	19-9-5
Streaks	0-2-1	0-1-0	0-1-0
CLOSERS	HOME	ROAD	OVERALL
Record	21-9-3	11-17-5	16-14-3
Streaks	1-0-0	0-3-1	0-2-0

SEASON	ENTRY DRAFTS	TRADES/WAIVERS	FREE AGENTS
2004-05	TRAVIS ZAJAC (1st rd./20th overall)		ANDY GREENE (amateur f.a., 4/4/06)
2005-06	46-27-9, 101 Pts. ATLANTIC DIVISION CHAMPIONS		
2006-07	49-24-9, 107 Pts. • ATLANTIC DIVISION CHAMPIONS		
2007-08	46-29-7, 99 Pts. • 2nd Place, Atlantic Division		
2008-09	ADAM HENRIQUE (3rd rd./82nd overall)		
2009-10	JACOB JOSEFSON (1st rd./20th overall)		
2009-10	48-27-7, 103 Pts. ATLANTIC DIVISION CHAMPIONS		
2010-11	SCOTT WEDGEWOOD (3rd rd./84th overall)		
2010-11	JON MERRILL (2nd rd./38th overall)		
2011-12	38-39-5, 81 Pts. 4th Place, Atlantic Division		
2011-12	BLAKE COLEMAN (3rd rd./75th overall)		KEITH KINKAID (amateur f.a., 4/18/11)
2011-12	48-28-6, 102 Pts. EASTERN CONFERENCE CHAMPIONS		
2012-13	REID BOUCHER (4th rd./99th overall)		
2012-13	BLAKE PIETILA (5th rd./129th overall)		
2012-13	REECE SCARLETT (6th rd./159th overall)		
2012-13	DAMON SEVERSON (2nd rd./60th overall)	CORY SCHNEIDER (from Van., 6/30/13)	
2012-13	19-19-10, 48 Pts. 5th Place, Atlantic Division		
2013-14	BEN THOMSON (4th rd./96th overall)		
2013-14	STEVEN SANTINI (2nd rd./42nd overall)		
2013-14	35-29-18, 88 Pts. 6th Place, Metropolitan Division		
2014-15	RYAN KUJAWINSKI (3rd rd./73rd overall)		
2014-15	MILES WOOD (4th rd./100th overall)		
2014-15	JOHN QUENNEVILLE (1st rd./30th overall)		MICHAEL CARMALLERI (pro f.a., 7/1/14)
2014-15	JOSHUA JACOBS (2nd rd./41st overall)		JOSEPH BLANDISI (amateur f.a., 1/14/15)
2014-15	BRANDON BADDOCK (6th rd./161st overall)		
2015-16	PAVEL ZACHA (1st rd./6th overall)	KYLE PALMIERI (from Ana., 6/27/15)	SERGEY KALININ (pro f.a., 5/29/15)
2015-16	38-36-8, 84 Pts. 7th Place, Metropolitan Division	DEVANTE SMITH-PELLY (from Mtl., 2/29/16)	VOJTECH MOZIK (pro f.a., 6/15/15)
2015-16	MACKENZIE BLACKWOOD (2nd rd./42nd overall)		JOHN MOORE (pro f.a., 7/1/15)
2015-16	BLAKE SPEERS (3rd rd./67th overall)		KEN APPLEBY (amateur f.a., 10/5/15)
2015-16	COLTON WHITE (4th rd./97th overall)		NICK LAPPIN (amateur f.a., 3/8/16)
2015-16	BRETT SENEY (6th rd./157th overall)		
2016-17	MICHAEL McLEOD (1st rd./12th overall)	MARC SAVARD (from Fla., 6/10/16)	YOHANN AUUITU (pro f.a., 5/17/16)
2016-17	NATHAN BASTIAN (2nd rd./41st overall)	BEAU BENNETT (from Pit., 6/25/16)	BEN LOVEJOY (pro f.a., 7/1/16)
2016-17	JOEY ANDERSON (3rd rd./73rd overall)	TAYLOR HALL (from Edm., 6/29/16)	VERNON FIDDLER (pro f.a. 7/1/16)
2016-17	BRANDON GIGNAC (3rd rd./80th overall)		ANDREW MacWILLIAM (pro f.a. 7/1/16)
2016-17	MIKHAIL MALTSEV (4th rd./102nd overall)		CARTER CAMPER (pro f.a. 7/1/16)
2016-17	EVAN CORMIER (4th rd./105th overall)		KARL STOLLERY (pro f.a. 7/1/16)
2016-17	YEGOR RYKOV (5th rd./132nd overall)		LUKE GAZDIC (pro f.a. 7/5/16)
2016-17	JESPER BRATT (6th rd./162nd overall)		BRANDON GORMLEY (pro f.a. 7/28/16)
2016-17	JEREMY DAVIES (7th rd./192nd overall)		
TOTALS: (54)	(32)	(6)	(16)

## GOALTENDERS

PLAYER	HT	WT	C	PLACE OF BIRTH	DATE	2015-16 CLUB	GP	W	L	OT	GA	SO	GAA
APPLEBY, Ken	6-4	210	L	North Bay, Ont.	4/10/95	Adirondack, ECHL	29	17	9	2	64	3	2.24
						Adirondack/Playoffs	12	7	4	1	29	1	2.31
						Albany, AHL	8	3	3	2	21	1	2.59
BLACKWOOD, Mackenzie	6-4	225	L	Thunder Bay, Ont.	12/9/96	Barrie, OHL	43	28	13	0	111	3	2.72
						Barrie/Playoffs	13	6	5	0	36	1	2.71
						Canada, WJC-A	3	0	2	0	12	0	3.95
CORMIER, Evan (UDC)	6-3	200	L	Bowmanville, Ont.	11/6/97	Saginaw, OHL	58	21	27	7	201	1	3.72
KINKAID, Keith	6-2	195	L	Farmingville, NY	7/4/89	Saginaw/Playoffs	4	0	3	0	20	0	7.23
						Albany, AHL	13	7	2	3	26	1	2.19
						DEVILS, NHL	19	6	5	4	40	0	2.59
LINDBACK, Anders	6-6	215	L	Gavle, Swe.	5/3/88	Arizona, NHL	19	5	7	1	47	0	3.11
SCHNEIDER, Cory	6-2	205	L	Marblehead, MA	3/18/86	DEVILS, NHL	69	26	31	9	148	5	2.26
WEDGEWOOD, Scott	6-2	190	L	Etobicoke, Ont.	8/14/92	Albany, AHL	36	13	14	6	92	2	2.74

## DEFENSEMEN

PLAYER	HT	WT	S	PLACE OF BIRTH	DATE	2015-16 CLUB	GP	G	A	PTS	PIM						
AUVITU, Yohann	6-0	200	L	Ivry-sur-Seine, Fra.	7/27/89	HIFK Helsinki, Fin.	48	6	15	21	6						
						HIFK Helsinki/Playoffs	18	6	7	13	14						
						France, WC-A	7	0	3	3	2						
GORMLEY, Brandon	6-2	195	L	Murray River, P.E.I.	2/18/92	Colorado, NHL	26	0	1	1	8						
						San Antonio, AHL	39	4	2	6	26						
						DEVILS, NHL	19	0	1	1	17						
GREENE, Andy	5-11	190	L	Trenton, MI	10/30/82	Albany, AHL	42	2	5	7	52						
HELGESON, Seth	6-4	215	L	Faribault, MN	10/8/90	Albany/Playoffs	11	0	4	4	14						
						DEVILS, NHL	22	0	2	2	18						
						JACOBS, Joshua	6-2	200	R	Shelby Twp., MI	2/15/96	Sarnia, OHL	67	4	20	24	38
						Sarnia/Playoffs	7	0	5	5	6						
						Albany, AHL	1	0	0	0	0						
LOVEJOY, Ben	6-1	205	R	Concord, NH	2/20/84	Pittsburgh, NHL	66	4	6	10	30						
						Pittsburgh/Playoffs	24	2	4	6	12						
						Manitoba, AHL	72	1	14	15	86						
MacWILLIAM, Andrew	6-2	230	L	Calgary, Alta.	3/25/90	DEVILS, NHL	47	1	4	5	28						
MERRILL, Jon	6-3	205	L	Oklahoma City, OK	2/3/92	DEVILS, NHL	73	4	15	9	28						
MOORE, John	6-3	200	L	Winnetka, IL	11/19/90	Albany, AHL	53	2	15	17	40						
MOZIK, Vojtech	6-3	200	R	Praha, Czech Rep.	12/26/92	Albany/Playoffs	11	0	2	2	7						
						DEVILS, NHL	7	0	0	0	4						
						SANTINI, Steven	6-2	205	R	Bronxville, NY	3/7/95	Boston College, HE	41	1	18	19	50
						DEVILS, NHL	1	0	0	0	2						
						USA, WC-A	10	0	0	0	2						
SCARLETT, Reece	6-1	185	R	Edmonton, Alta.	3/31/93	Albany, AHL	60	4	22	26	64						
						Albany/Playoffs	10	0	0	0	0						
						DEVILS, NHL	51	5	12	17	22						
SEVERSON, Damon	6-2	205	R	Melville, Sask.	8/7/94	Swift Current, WHL	71	3	19	22	26						
SISSONS, Colby (T.O.)	6-2	190	L	Lacombe, Alta.	1/15/98	San Jose, AHL	67	6	18	24	65						
STOLLERY, Karl	5-11	180	L	Camrose, Alta.	11/21/87	San Jose/Playoffs	4	0	0	0	0						
						WHITE, Colton	6-1	185	L	London, Ont.	5/3/97	Sault Ste. Marie, OHL	68	9	26	35	13
												Sault Ste. Marie/Playoffs	12	1	2	3	4

## FORWARDS

PLAYER	HT	WT	S	PLACE OF BIRTH	DATE	2015-16 CLUB	GP	G	A	PTS	PIM
BADDOCK, Brandon	6-3	215	L	Vermilion, Alta.	3/29/95	Edmonton, WHL	68	22	13	35	143
						Edmonton/Playoffs	6	2	0	2	14
						MISSISSAUGA, OHL	64	19	40	59	50
BASTIAN, Nathan (UDC)	6-4	205	R	Kitchener, Ont.	12/6/97	Mississauga/Playoffs	5	0	4	4	0
BENNETT, Beau	6-2	195	R	Gardena, CA	11/27/91	Pittsburgh, NHL	33	6	6	12	10
						Pittsburgh/Playoffs	1	0	0	0	0
						Albany, AHL	27	9	14	23	49
BLANDISI, Joseph	6-0	200	L	Markham, Ont.	7/18/94	Albany/Playoffs	11	2	1	3	14
						DEVILS, NHL	41	5	12	17	34
						BOUCHER, Reid	5-10	195	L	Lansing, MI	9/8/93
						DEVILS, NHL	39	8	11	19	6
						Albany/Playoffs	11	4	6	10	4
CAMMALLERI, Michael	5-9	180	L	Toronto, Ont.	6/8/82	DEVILS, NHL	42	14	24	38	18
CAMPER, Carter	5-9	175	R	Rocky River, OH	7/6/88	Hershey, AHL	64	9	25	34	16
						Hershey/Playoffs	21	6	11	17	2
						COLEMAN, Blake	5-11	200	L	Plano, TX	11/28/91
FIDDLER, Vernon	5-11	205	L	Edmonton, Alta.	5/9/80	Nashville, NHL	82	12	10	22	31
						Nashville/Playoffs	13	1	2	3	8
						GAZDIC, Luke	6-4	225	L	Toronto, Ont.	7/25/89
						Bakersfield, AHL	11	1	2	3	6

## FORWARDS

PLAYER	HT	WT	S	PLACE OF BIRTH	DATE	2015-16 CLUB	GP	G	A	PTS	PIM
GIBBONS, Brian (T.O.)	5-8	175	L	Braintree, MA	2/26/88	Hartford, AHL	63	6	17	23	30
GIGNAC, Brandon (JDC)	5-11	170	L	Repentigny, Que.	11/7/97	Shawinigan, QMJHL Shawinigan/Playoffs	67 20	24 7	37 9	61 16	41 8
HALL, Taylor	6-1	200	L	Calgary, Alta.	11/14/91	Oilers, NHL Canada, WC-A	82 10	26 6	39 3	65 9	54 2
HENRIQUE, Adam	6-0	195	L	Brantford, Ont.	2/6/90	DEVILS, NHL	80	30	20	50	23
JOSEFSON, Jacob	6-0	190	L	Stockholm, Swe.	3/2/91	DEVILS, NHL	58	4	10	14	20
KALININ, Sergey	6-3	200	L	Omsk, Rus.	3/17/91	DEVILS, NHL Canada, WC-A	78 10	8 0	7 3	15 3	33 4
KUJAWINSKI, Ryan	6-2	200	L	Kirkland Lake, Ont.	3/30/95	Albany, AHL Albany/Playoffs	59 7	6 0	15 1	21 1	34 2
LAPPIN, Nick	6-1	175	R	Geneva, IL	11/1/92	Brown, ECAC Albany, AHL	31 12	17 3	16 4	33 7	12 19
MANDAT, Jan (AHL)	6-0	205	L	Jihlava, Czech Rep.	11/18/95	Albany/Playoffs Val d'Or, QMJHL	11 62	5 20	2 44	7 64	2 39
McLEOD, Michael (JDC)	6-2	185	R	Mississauga, Ont.	2/3/98	Mississauga, OHL Mississauga/Playoffs	57 7	21 3	40 6	61 9	71 6
NOVAK, Max (AHL)	5-11	180	R	Oak Ridge, NJ	4/15/91	Albany, AHL Albany/Playoffs	43 3	3 0	11 0	14 0	10 0
PALMIERI, Kyle	5-11	185	R	Smithtown, NY	2/1/91	DEVILS, NHL	82	30	27	57	39
PELLEY, Rod (AHL)	6-0	205	L	Kitimat, B.C.	9/1/84	Albany, AHL Albany/Playoffs	65 11	8 2	5 0	13 0	40 0
PIETILA, Blake	5-11	200	L	Milford, MI	2/20/93	Albany, AHL Albany/Playoffs	58 8	10 3	7 3	17 6	41 8
QUENNEVILLE, John	6-1	205	L	Edmonton, Alta.	4/16/96	Brandon, WHL Brandon/Playoffs	57 21	31 16	42 11	73 27	71 8
ROONEY, Kevin (AHL)	6-2	190	L	Canton, MA	5/21/93	Canada, WJC-A Providence, HE	5 38	1 6	1 4	2 10	4 20
SEXTON, Ben (AHL)	5-11	195	R	Ottawa, Ont.	6/6/91	Albany, AHL Providence, AHL	7 21	0 4	3 1	3 5	0 45
SMITH-PELLY, Devante	6-0	215	R	Scarborough, Ont.	6/14/92	Providence/Playoffs Montreal, NHL	1 46	0 6	0 6	0 12	2 22
SPEERS, Blake	5-11	185	R	Sault Ste. Marie, Ont.	1/2/97	DEVILS, NHL Sault Ste. Marie, OHL	18 68	8 26	5 48	13 74	8 42
THOMSON, Ben	6-3	205	L	Brampton, Ont.	1/16/93	Sault Ste. Marie/Playoffs Albany, AHL	12 73	6 6	4 12	10 18	8 109
WOOD, Miles	6-2	215	L	Buffalo, NY	9/13/95	Albany/Playoffs Boston College, HE	9 37	2 10	0 25	2 35	10 76
ZACHA, Pavel	6-3	210	L	Brno, Czech Rep.	4/6/97	DEVILS, NHL United States, WC-A	1 10	0 1	0 0	1 1	8 8
						Sarnia, OHL Czech Rep., WJC-A	51 3	28 0	36 1	64 2	97 0
						DEVILS, NHL Albany, AHL	1 3	0 1	2 2	2 3	0 2
						Albany, AHL Albany/Playoffs	5 74	1 14	2 28	3 42	2 25
ZAJAC, Travis	6-2	185	R	Winnipeg, Man.	5/13/85	DEVILS, NHL					





*Adam Henrique set new career-highs with 30 goals & eight game-winning tallies. He finished second in the NHL with a 20.1 shooting-percentage.*

2015-16 NHL FINAL STANDINGS

**EASTERN CONFERENCE  
METROPOLITAN DIVISION**

	GP	W	L	OT	GF	GA	PTS
WASHINGTON	82	56	18	8	252	193	120
PITTSBURGH	82	48	26	8	245	203	104
NY RANGERS	82	46	27	9	236	217	101
NY ISLANDERS	82	45	27	10	232	216	100
PHILADELPHIA	82	41	27	14	214	218	96
CAROLINA	82	35	31	16	198	226	86
<b>NEW JERSEY</b>	<b>82</b>	<b>38</b>	<b>36</b>	<b>8</b>	<b>184</b>	<b>208</b>	<b>84</b>
COLUMBUS	82	34	40	8	219	252	76

**WESTERN CONFERENCE  
CENTRAL DIVISION**

	GP	W	L	OT	GF	GA	PTS
DALLAS	82	50	23	9	267	230	109
ST. LOUIS	82	49	24	9	224	201	107
CHICAGO	82	47	26	9	235	209	103
NASHVILLE	82	41	27	14	228	215	96
MINNESOTA	82	38	33	11	216	206	87
COLORADO	82	39	39	4	216	240	82
WINNIPEG	82	35	39	8	215	239	78

**ATLANTIC DIVISION**

	GP	W	L	OT	GF	GA	PTS
FLORIDA	82	47	26	9	239	203	103
TAMPA BAY	82	46	31	5	227	201	97
DETROIT	82	41	30	11	211	224	93
BOSTON	82	42	31	9	240	230	93
OTTAWA	82	38	35	9	236	247	85
MONTREAL	82	38	38	6	221	236	82
BUFFALO	82	35	36	11	201	222	81
TORONTO	82	29	42	11	198	246	69

**PACIFIC DIVISION**

	GP	W	L	OT	GF	GA	PTS
ANAHEIM	82	46	25	11	218	192	103
LOS ANGELES	82	48	28	6	225	195	102
SAN JOSE	82	46	30	6	241	210	98
ARIZONA	82	35	39	8	209	245	78
CALGARY	82	35	40	7	231	260	77
VANCOUVER	82	31	38	13	191	243	75
EDMONTON	82	31	43	8	203	245	70

**INDIVIDUAL SCORING LEADERS**

PLAYER	TEAM	GP	G	A	PTS	+/-	PIM
PATRICK KANE	CHICAGO	82	46	60	106	17	30
JAMIE BENN	DALLAS	82	41	48	89	7	64
SIDNEY CROSBY	PITTSBURGH	80	36	49	85	19	42
JOE THORNTON	SAN JOSE	82	19	63	82	25	54
ERIK KARLSSON	OTTAWA	82	16	66	82	-2	50
JOE PAVELSKI	SAN JOSE	82	38	40	78	25	30
JOHNNY GAUDREAU	CALGARY	79	30	48	78	4	20
BLAKE WHEELER	WINNIPEG	82	26	52	78	8	49
ARTEMI PANARIN	CHICAGO	80	30	47	77	8	32
EVGENY KUZNETSOV	WASHINGTON	82	20	57	77	27	32

**DEFENSEMEN SCORING LEADERS**

PLAYER	TEAM	GP	G	A	PTS	+/-	PIM
ERIK KARLSSON	OTTAWA	82	16	66	82	-2	50
BRENT BURNS	SAN JOSE	82	27	48	75	-5	53
KRIS LETANG	PITTSBURGH	71	16	51	67	9	66
ROMAN JOSI	NASHVILLE	81	14	47	61	-3	43
JOHN KLINGBERG	DALLAS	76	10	48	58	22	30

**ROOKIE SCORING LEADERS**

PLAYER	TEAM	GP	G	A	PTS	+/-	PIM
ARTEMI PANARIN	CHICAGO	80	30	47	77	8	32
JACK EICHEL	BUFFALO	81	24	32	56	16-	22
MAX DOMI	ARIZONA	81	18	34	52	3	72
CONNOR MCDAVID	EDMONTON	45	16	32	48	-1	18
SHAYNE GOSTISBEHERE	PHILADELPHIA	64	17	29	46	8	24

**INDIVIDUAL LEADERS**

GOAL SCORING		
OVECHKIN	WSH	50
KANE	CHI	46
BENN	DAL	41
POWER PLAY GOALS		
OVECHKIN	WSH	19
JA. BENN	DAL	17
KANE	CHI	17
POWER PLAY ASSISTS		
BACKSTROM	WSH	27
KARLSSON	OTT	25
BURNS	SJ	23
POWER PLAY POINTS		
KANE	CHI	37
THREE PLAYERS WITH		30
GAME WINNING GOALS		
PAVELSKI	SJ	11
CROSBY	PIT	9
KANE	CHI	9
SHOTS		
OVECHKIN	WSH	398
BURNS	SJ	353
PACIORETTY	MTL	303
SHOOTING PCTG. (82 SHOTS)		
SMITH	OTT	20.7
<b>HENRIQUE</b>	<b>NJ</b>	<b>20.1</b>
TWO PLAYERS WITH		19.0

ASSISTS		
KARLSSON	OTT	66
THORNTON	SJ	63
KANE	CHI	60
SHORT HAND GOALS		
PAGEAU	OTT	7
SMITH	OTT	5
THREE PLAYERS WITH		4
SHORT HAND ASSISTS		
TEN PLAYERS WITH		3
SHORT HAND POINTS		
PAGEAU	OTT	9
TOEWS	CHI	7
THREE PLAYERS WITH		6
GAME DETERMINING GOALS		
FOUR PLAYERS WITH		4
PLUS/MINUS		
TOFFOLI	LA	35
KOPITAR	LA	34
CAMPBELL	FLA	31
PENALTY MINUTES		
DORSETT	VAN	177
NEIL	OTT	165
WILSON	WSH	163

**GOALTENDING**

GOALS AGAINST AVG. (25 GPI)		
BISHOP	TB	2.06
GIBSON	ANA	2.07
ELLIOTT	STL	2.07
<b>SCHNEIDER</b>	<b>NJ</b>	<b>2.15</b>
MONTOYA	FLA	2.18
WINS		
HOLTBY	WSH	48
QUICK	LA	40
JONES	SJ	37
FIVE PLAYERS WITH		35
SAVE PERCENTAGE (25 GPI)		
ELLIOTT	STL	.930
BISHOP	TB	.926
GREISS	NYI	.925
THREE PLAYERS WITH		.924
SHUTOUTS		
CRAWFORD	CHI	7
ALLEN	STL	6
BISHOP	TB	6
JONES	SJ	6
THREE PLAYERS WITH		5

**NEW JERSEY DEVILS**

38-36-8=84 PTS. (.512); 7TH PLACE, METROPOLITAN DIVISION/12TH PLACE, EASTERN CONFERENCE

POS.	NO.	PLAYER	GP	G	A	PTS	+/-	PIM	PP	SH	GW	OT	S	PCTG
R	21	KYLE PALMIERI	82	30	27	57	3	39	11	0	4	2	222	13.5
C	14	ADAM HENRIQUE	80	30	20	50	10	23	7	2	8	2	149	20.1
C	19	TRAVIS ZAJAC	74	14	28	42	3	25	6	2	2	0	111	12.6
R	20	LEE STEMPIAK NJ	63	16	25	41	3	34	3	1	3	1	120	13.3
L	13	MICHAEL CAMMALLERI	42	14	24	38	15	18	3	0	1	0	101	13.9
D	28	DAMON SEVERSON	72	1	20	21	-8	32	0	0	0	0	94	1.1
L	12	REID BOUCHER	39	8	11	19	13	6	2	0	4	0	74	10.8
D	8	DAVID SCHLEMKO	67	6	13	19	22	16	1	0	3	0	104	5.8
D	2	JOHN MOORE	73	4	15	19	12	28	1	0	3	3	106	3.8
D	5	ADAM LARSSON	82	3	15	18	15	77	0	0	1	1	65	4.6
L	64	*JOSEPH BLANDISI	41	5	12	17	14	34	4	0	1	0	43	11.6
C	48	TYLER KENNEDY	50	3	13	16	14	14	1	0	0	0	72	4.2
C	51	*SERGEY KALININ	78	8	7	15	-9	33	3	0	2	0	70	11.4
C	16	JACOB JOSEFSON	58	4	10	14	21	20	3	0	1	0	86	4.7
R	25	DEVANTE SMITH-PELLY NJ	18	8	5	13	-1	8	0	0	2	0	34	23.5
D	6	ANDY GREENE	82	4	9	13	7	26	1	0	0	0	63	6.3
C	11	STEPHEN GIONTA	82	1	10	11	13	43	0	0	0	0	62	1.6
L	23	BOBBY FARNHAM NJ	50	8	2	10	-2	92	0	0	0	0	48	16.7
R	22	JORDIN TOOTOO	66	4	5	9	26	102	2	0	0	0	90	4.4
C	26	PATRIK ELIAS	16	2	6	8	5	10	0	0	0	0	21	9.5
D	44	ERIC GELINAS NJ	34	1	5	6	-8	16	1	0	0	0	45	2.2
D	7	JON MERRILL	47	1	4	5	15	28	0	0	1	0	30	3.3
R	46	MIKE SISLO	18	3	1	4	-2	4	1	0	0	0	29	10.3
L	9	JIRI TLUSTY	30	2	2	4	-1	6	1	0	0	0	38	5.3
L	56	*BLAKE PIETILA	7	1	1	2	0	2	0	0	0	0	10	10.0
R	18	BRIAN O'NEILL	22	0	2	2	-3	8	0	0	0	0	14	0.0
C	37	*PAVEL ZACHA	1	0	2	2	4	0	0	0	0	0	3	0.0
L	25	STEFAN MATTEAU NJ	20	1	0	1	-9	13	0	0	0	0	22	4.5
L	15	TUOMO RUUTU	33	0	1	1	-7	8	0	0	0	0	34	0.0
D	39	*SETH HELGESON	19	0	1	1	-5	17	0	0	0	0	9	0.0
D	47	*DAVID WARSOFSKY NJ	10	0	1	1	-3	2	0	0	0	0	19	0.0
D	53	*VOJTECH MOZIK	7	0	0	0	0	4	0	0	6	0	0	0.0
C	36	JIM O'BRIEN	4	0	0	0	-4	2	0	0	3	0	0	0.0
D	38	MARC-ANDRE GRAGNANI	4	0	0	0	-2	2	0	0	0	0	0	0.0
R	45	PAUL THOMPSON	3	0	0	0	0	2	0	0	0	0	3	0.0
L	44	*MILES WOOD	1	0	0	0	0	0	0	0	0	0	2	0.0
D	38	*STEVEN SANTINI	1	0	0	0	2	2	0	0	0	0	1	0.0

SW#	GOALTENDER	GPI	MIN	AVG	W	L	OT	EN	SO	GA	SA	SV%	G	A	PIM
35	CORY SCHNEIDER	58	3412	2.15	27	25	6	6	4	122	1597	.924	0	0	0
1	KEITH KINKAID	23	1240	2.81	9	9	1	7	2	58	605	.904	0	0	2
31	SCOTT WEDGEWOOD	4	241	1.24	2	1	1	0	1	5	116	.957	0	0	0
40	YANN DANIS	2	51	4.71	0	1	0	0	0	4	18	.778	0	0	0
<b>NEW JERSEY TOTALS</b>		<b>82</b>	<b>4991</b>	<b>2.43</b>	<b>38</b>	<b>36</b>	<b>8</b>	<b>13</b>	<b>7</b>	<b>202</b>	<b>2349</b>	<b>.914</b>	<b>0</b>	<b>0</b>	<b>2</b>

\*Indicates rookie

PLAYER	EVEN			PP			SH			PLAYER	EVEN			PP			SH		
	G	A	PTS	G	A	PTS	G	A	PTS		G	A	PTS	G	A	PTS	G	A	PTS
HENRIQUE	21	14	35	7	5	12	2	1	3	TLUSTY	1	1	2	1	1	2	0	0	0
PALMIERI	19	15	34	11	12	23	0	0	0	JOSEFSON	1	1	2	3	8	11	0	1	1
STEMPIAK NJ	12	16	28	3	9	12	10	0	1	PIETILA	1	1	2	0	0	0	0	0	0
CAMMALLERI	11	17	28	3	7	10	0	0	0	GELINAS NJ	0	2	2	1	3	4	0	0	0
ZAJAC	6	16	22	6	11	17	2	1	3	ZACHA	0	2	2	0	0	0	0	0	0
LARSSON	3	14	17	0	0	0	0	1	1	O'NEILL	0	2	2	0	0	0	0	0	0
SEVERSON	1	15	16	0	5	5	0	0	0	MATTEAU NJ	1	0	1	0	0	0	0	0	0
BOUCHER	6	7	13	2	4	6	0	0	0	RUUTU	0	1	1	0	0	0	0	0	0
MOORE	3	10	13	1	5	6	0	0	0	HELGESON	0	1	1	0	0	0	0	0	0
SMITH-PELLY NJ	8	4	12	0	1	1	0	0	0	SANTINI	0	0	0	0	0	0	0	0	0
KALININ	5	7	12	3	0	3	0	0	0	O'BRIEN	0	0	0	0	0	0	0	0	0
GREENE	3	8	11	1	1	2	0	0	0	MOZIK	0	0	0	0	0	0	0	0	0
BLANDISI	1	10	11	4	2	6	0	0	0	WARSOFSKY NJ	0	0	0	0	1	1	0	0	0
GIONTA	3	8	11	0	0	0	0	0	0	THOMPSON	0	0	0	0	0	0	0	0	0
FARNHAM NJ	8	2	10	0	0	0	0	0	0	GRAGNANI	0	0	0	0	0	0	0	0	0
KENNEDY	2	8	10	1	5	6	0	0	0	WOOD	0	0	0	0	0	0	0	0	0
SCHLEMKO	5	2	7	1	11	12	0	0	0	SCHNEIDER	0	0	0	0	0	0	0	0	0
ELIAS	2	4	6	0	2	2	0	0	0	KINKAID	0	0	0	0	0	0	0	0	0
TOOTOO	2	2	4	2	3	5	0	0	0	WEDGEWOOD	0	0	0	0	0	0	0	0	0
MERRILL	1	3	4	0	1	1	0	0	0	DANIS	0	0	0	0	0	0	0	0	0
SISLO	2	1	3	1	0	1	0	0	0										

**GOALS/SHOTS BY PERIOD**

GOALS BY PERIOD:						SHOTS BY PERIOD:							
	1	2	3	OT/SO	TOTAL	AVG		1	2	3	OT	TOTAL	AVG
<b>NJ</b>	53	52	68	9/8	182	2.20	<b>NJ</b>	677	708	571	47	2003	24.4
<b>OPP</b>	55	70	75	2/12	202	2.50	<b>OPP</b>	716	839	746	48	2349	28.6

## 2015-16 SEASON

Legend: ND=Devils, BB=Boston, BS=Buffalo, CH=Carolina, CB=Columbus, DR=Detroit, FP=Florida, MC=Montreal, NI=NY Islanders, NR=NY Rangers, OS=Ottawa, PF=Philadelphia, PP=Pittsburgh, TL=Tampa Bay, TM=Toronto, WC=Washington. Standings reflect points after games of date played; 1st & 2nd = 1st place teams in Atlantic & Metropolitan Divisions.

OCT	1ST	2ND	3RD	4TH	5TH	6TH	7TH	8TH	9TH	10TH	11TH	12TH	13TH	14TH	15TH	16TH
7	MC2	NR2	14W/0	-	-	-	-	-	-	-	-	-	-	-	-	-
8	MC2	OS2	NR2	TL2	PF1	11W/0	-	-	-	-	-	-	-	-	-	-
9	NR4	DR2	MC2	OS2	TL2	NI1	10W/0	-	-	-	-	-	-	-	-	-
10	NR6	DR4	MC4	TL4	OS4	FP2	WC2	NI1	PF1	TM1	6W/0	-	-	-	-	-
11	MC6	NR6	DR4	TL4	OS4	FP2	WC2	NI1	PF1	TM1	6W/0	-	-	-	-	-
12	TL6	MC6	NR6	DR4	OS4	NI3	PF3	WC2	FP2	BS2	TM1	5W/0	-	-	-	-
13	MC8	DR6	TL6	NR6	FP4	OS4	NI3	PF3	WC2	BS2	TM1	5W/0	-	-	-	-
14	MC8	DR6	TL6	NR6	OS6	PF5	FP4	NI3	WC2	BS2	BB2	TM1	4W/0	-	-	-
15	MC10	DR6	FP6	TL6	NR6	OS6	NI5	PF5	WC4	PP2	BS2	BB2	TM1	3W/0	-	-
16	MC10	FP6	DR6	TL6	NR6	OS6	NI5	PF5	WC4	TM3	CH2	PP2	BS2	BB2	ND1	CB0
17	MC12	TL8	NI7	OS7	WC6	FP6	DR6	NR6	PF5	PP4	BB4	TM3	BS2	CH2	ND1	CB0
18	MC12	TL8	NI7	NR7	OS7	WC6	FP6	DR6	PF5	PP4	BB4	TM3	ND3	BS2	CH2	CB0
19	MC12	NR8	TL7	NI7	OS7	WC6	FP6	DR6	PF5	PP4	BB4	TM3	ND3	BS2	CH2	CB0
20	MC14	NI9	NR9	TL9	WC8	FP7	OS7	DR6	PP6	PF5	ND5	BB4	TM3	BS2	CH2	CB0
21	MC14	NI9	NR9	TL9	WC8	FP7	PF7	OS7	DR6	PP6	BB5	ND5	CH4	BS4	TM4	CB0
22	MC14	NR11	WC10	NI9	TL9	OS8	PF7	FP7	ND7	DR6	PP6	BB5	CH4	BS4	TM4	CB0
23	MC16	WC12	NR11	TL11	NI9	OS8	PF7	FP7	DR7	BB7	ND7	PP6	TM4	CH4	BS4	CB0
24	MC18	WC12	NR12	TL12	NI11	PF9	FP9	DR9	ND9	PP8	OS8	BB7	TM4	CH4	BS4	CB2
25	MC18	NR14	WC12	TL12	NI11	PF9	FP9	DR9	ND9	PP8	OS8	BB7	TM4	CH4	BS4	CB2
26	MC18	NR14	NI13	WC12	TL12	PF9	FP9	DR9	ND9	PP8	OS8	BB7	CH4	TM4	BS4	CB2
27	MC18	NR14	NI13	WC12	TL12	FP11	PF10	BB9	DR9	ND9	PP8	OS8	CH6	BS6	TM4	CB4
28	MC18	NR14	NI13	WC12	TL12	FP11	PF10	PP10	OS10	BB9	DR9	ND9	CH6	BS6	TM4	CB4
29	MC18	NR14	NI14	WC12	PP12	TL12	FP11	ND11	PF10	OS10	BB9	DR9	CH8	BS6	TM4	CB4
30	MC20	NR16	WC14	NI14	PP12	OS12	TL12	BB11	FP11	ND11	PF10	CH10	DR9	BS8	TM4	CB4
31	MC20	WC16	NR16	NI15	PP14	BB13	ND13	FP12	OS12	TL12	DR11	PF10	CH10	BS8	TM4	CB4

NOV	1ST	2ND	3RD	4TH	5TH	6TH	7TH	8TH	9TH	10TH	11TH	12TH	13TH	14TH	15TH	16TH
1	MC22	WC16	NR16	NI15	PP14	TL14	BB13	ND13	FP12	OS12	DR11	PF10	CH10	BS10	TM4	CB4
2	MC22	WC16	NR16	NI15	PP14	TL14	BB13	ND13	FP12	OS12	DR11	PF10	CH10	BS10	TM6	CB4
3	MC23	NR18	NI17	WC16	PP14	OS14	TL14	BB13	DR13	ND13	FP12	CH10	BS10	PF10	TM6	CB6
4	MC23	NR18	NI17	WC16	PP16	OS14	TL14	BB13	DR13	FP13	ND13	CH10	BS10	PF10	TM6	CB6
5	MC25	WC18	NR18	NI17	PP16	OS16	TL16	BB13	DR13	ND13	FP13	PF11	CH10	BS10	CB8	TM6
6	MC25	NR20	WC18	PP18	NI17	OS16	TL16	DR15	ND15	BB13	FP13	PF11	CH10	BS10	CB8	TM7
7	MC27	NR22	WC20	PP18	NI17	OS17	TL16	DR15	ND15	BB13	FP13	PF13	CH12	BS12	TM8	CB8
8	MC27	NR22	WC20	PP18	ND17	OS17	NI17	TL16	BB15	DR15	FP13	PF13	CH12	BS12	TM8	CB8
9	MC27	NR22	WC20	PP18	ND17	OS17	NI17	TL16	BB15	DR15	FP13	PF13	CH12	BS12	TM8	CB8
10	MC27	NR24	WC20	NI19	PP18	DR17	ND17	OS17	TL16	BB15	FP15	BS14	PF13	CH12	TM10	CB8
11	MC28	NR24	WC20	PP20	NI19	DR17	ND17	OS17	TL16	BB15	FP15	BS14	PF13	CH12	TM10	CB8
12	MC28	NR26	WC22	PP20	ND19	OS19	NI19	TL18	DR17	BS16	BB15	FP15	CH13	PF13	TM12	CB8
13	MC28	NR26	WC23	NI21	PP20	ND19	OS19	TL18	DR17	BS16	BB15	FP15	CH13	PF13	TM12	CB10
14	NR30	MC28	WC23	ND21	NI21	PP20	OS20	TL19	BB17	DR17	BS17	FP17	PF15	CH14	TM14	CB12
15	NR30	MC28	WC23	ND21	NI21	PP20	OS20	TL19	BB17	DR17	BS17	FP17	PF15	CH14	TM14	CB12
16	NR30	MC30	WC23	NI23	ND21	OS21	PP20	DR19	FP19	TL19	BB17	BS17	PF15	CH14	TM14	CB12
17	NR30	MC30	WC23	NI23	PP22	ND21	OS21	DR19	FP19	TL19	BB17	BS17	PF16	TM16	CH14	CB14
18	NR30	MC30	WC25	NI23	PP22	ND21	OS21	DR20	FP19	TL19	BB17	BS17	PF16	TM16	CH14	CB14
19	NR30	MC30	WC25	PP24	NI23	OS23	ND21	TL21	DR20	BB19	FP19	BS18	PF17	TM16	CH14	CB14
20	MC32	NR30	WC25	PP24	OS23	NI23	DR22	ND21	TL21	BB19	FP19	BS18	TM18	PF17	CB16	CH15
21	NR32	MC32	WC27	OS25	PP24	DR24	NI23	TL23	BB21	ND21	FP20	BS18	TM18	PF17	CB16	CH15
22	MC34	NR32	WC27	OS25	PP24	DR24	ND23	NI23	TL23	BB21	FP20	BS18	TM18	CH17	PF17	CB16
23	NR34	MC34	WC29	OS25	PP24	DR24	BB23	ND23	NI23	TL23	FP20	PF19	TM19	BS18	CH18	CB16
24	NR34	MC34	WC29	OS27	PP24	DR24	BB23	ND23	NI23	TL23	FP20	PF19	TM19	BS18	CH18	CB16
25	MC36	NR34	WC31	OS29	PP26	BB25	NI25	DR25	TL25	ND23	FP20	CH20	PF19	TM19	BS18	CB18
26	MC36	NR34	WC31	OS29	PP26	BB25	NI25	DR25	TL25	ND23	FP20	CH20	PF19	TM19	BS18	CB18
27	MC38	NR34	WC33	OS29	BB27	PP27	DR27	NI26	TL25	ND24	FP22	PF21	BS20	CH20	CB20	TM19
28	MC39	WC35	NR34	OS29	PP28	NI28	BB27	DR27	ND26	TL25	PF22	PF22	BS22	CH20	CB20	TM19
29	MC39	WC35	NR34	OS29	PP28	NI28	DR28	BB27	ND26	TL25	PF24	PF23	BS22	CH20	CB20	TM19
30	MC39	NR36	WC35	NI30	OS29	PP28	DR28	BB27	ND26	TL25	PF24	PF23	BS22	TM21	CH20	CB20



DEC	1ST	2ND	3RD	4TH	5TH	6TH	7TH	8TH	9TH	10TH	11TH	12TH	13TH	14TH	15TH	16TH
1	MC41	NR36	WC35	PP30	NI30	DR30	OS29	BB27	<b>ND26</b>	FP26	TL25	PF25	BS23	TM21	CH20	CB20
2	MC41	NR37	WC35	NI32	PP30	DR30	OS29	BB28	TL27	<b>ND26</b>	FP26	PF25	BS23	TM21	CH20	CB20
3	MC41	WC37	NR37	NI32	DR32	OS31	PP30	BB28	<b>ND28</b>	FP28	TL27	PF25	BS23	TM21	CH20	CB20
4	MC41	WC37	NR37	NI34	DR32	OS31	PP30	FP30	BB29	<b>ND29</b>	TL27	PF27	BS25	TM21	CB21	CH20
5	MC41	WC38	NR37	NI35	DR34	OS33	BB31	PP30	<b>ND29</b>	TL29	PF27	BS25	TM23	CB23	CH22	
6	MC41	NR39	WC38	NI35	DR34	OS33	BB31	<b>ND31</b>	PP30	FP30	TL29	PF27	BS25	CH24	TM23	CB23
7	MC41	NR39	WC38	NI35	DR34	OS33	BB31	<b>ND31</b>	PP30	FP30	TL29	PF27	BS25	CH24	TM23	CB23
8	MC41	WC40	NR39	NI37	DR35	OS35	<b>ND32</b>	BB31	PP30	FP30	TL29	PF28	BS25	TM25	CH24	CB24
9	MC41	WC40	NR39	NI37	DR35	OS35	BB33	PP32	<b>ND32</b>	FP30	TL29	PF28	BS25	TM25	CH24	CB24
10	MC41	WC40	NR39	DR37	NI37	OS35	BB33	PP32	<b>ND32</b>	FP32	TL31	PF30	TM25	BS25	CH24	CB24
11	MC41	WC40	NR39	DR38	NI37	OS35	<b>ND34</b>	BB33	PP33	FP32	TL31	PF30	CH26	TM25	BS25	CB24
12	MC43	WC42	NR40	NI39	DR38	BB35	OS35	<b>ND34</b>	PP33	FP32	TL31	PF30	CH28	BS27	TM25	CB25
13	MC43	WC42	NI41	NR40	DR38	BB35	OS35	<b>ND34</b>	PP33	FP32	TL31	PF30	CH28	BS27	TM25	CB25
14	WC44	MC43	NI41	NR40	DR38	OS37	BB36	<b>ND34</b>	PP33	TL33	FP33	PF30	BS29	CH28	TM25	CB25
15	WC44	MC43	NR42	NI41	DR38	OS37	BB36	<b>ND36</b>	TL35	FP34	PP33	PF32	CH29	BS29	TM26	CB25
16	WC46	MC43	NR42	NI41	BB38	DR38	OS37	<b>ND36</b>	TL35	FP34	PP33	PF32	CH29	BS29	TM26	CB25
17	WC46	MC43	NR42	NI41	BB38	DR38	OS37	<b>ND36</b>	FP36	TL35	FP34	PP33	BS31	CH29	TM27	CB25
18	WC48	MC43	NR42	NI41	BB40	DR39	OS39	FP38	<b>ND36</b>	TL35	FP34	PP33	BS31	CH29	TM27	CB27
19	WC48	MC43	NR42	NI41	BB40	DR39	OS39	FP38	<b>ND36</b>	TL35	FP35	PP33	BS32	CH31	TM29	CB29
20	WC50	MC43	BB42	NR42	DR41	NI41	FP40	OS39	TL37	<b>ND37</b>	PP35	PF33	BS32	CH31	TM29	CB29
21	WC52	MC43	NI43	BB42	NR42	DR41	FP40	OS39	TL37	<b>ND37</b>	PF37	PP35	BS32	TM31	CH31	CB29
22	WC52	NR44	NI43	MC43	BB42	FP42	DR41	OS40	<b>ND39</b>	PF37	TL37	PP35	BS32	TM31	CH21	CB29
23					H	O	L	I	D	A	Y					
24					B	R	E	A	K							
25																
26	WC54	NR44	DR43	NI43	MC43	BB42	FP42	OS40	TL39	<b>ND39</b>	PP37	PF37	BS34	CH33	TM31	CB29
27	WC54	NR44	FP44	DR43	NI43	MC43	BB42	OS42	TL39	<b>ND39</b>	PP37	PF37	CH35	BS34	TM33	CB29
28	WC56	MC45	FP44	NR44	DR43	NI43	BB42	OS42	TL40	<b>ND39</b>	PP37	PF37	CH35	BS34	TM33	CB29
29	WC56	FP46	NI45	MC45	BB44	NR44	DR32	OS42	<b>ND41</b>	TL40	PP37	PF37	CH35	BS34	TM33	CB31
30	WC58	FP46	NR46	NI45	MC45	BB44	DR43	<b>ND43</b>	OS42	TL40	PP48	PF37	TM35	CH35	BS34	CB31
31	WC58	NI47	FP46	NR46	MC45	BB44	<b>ND43</b>	DR43	OS42	PP40	TL40	PF37	CH37	TM35	BS34	CB31

JAN	1ST	2ND	3RD	4TH	5TH	6TH	7TH	8TH	9TH	10TH	11TH	12TH	13TH	14TH	15TH	16TH
1	WC58	NI47	MC47	FP46	NR46	BB44	<b>ND43</b>	DR43	OS42	PP40	TL40	PF37	CH37	TM35	BS34	CB31
2	WC59	FP48	NI47	MC47	NR46	<b>ND45</b>	DR45	BB44	PP42	OS42	TL42	CH38	PF37	TM37	BS34	CB33
3	WC59	FP50	NI49	MC47	NR46	<b>ND45</b>	DR45	BB44	PP42	TL42	OS42	CH38	PF37	TM37	BS34	CB33
4	WC59	FP50	NI49	MC47	DR47	NR46	<b>ND45</b>	BB44	OS44	PP42	TL42	CH39	PF37	TM37	BS34	CB33
5	WC61	FP52	NI49	NR48	DR47	MC47	<b>ND45</b>	BB44	OS44	PP43	TL42	PF39	CH39	TM37	BS34	CB33
6	WC61	FP52	NI49	MC49	NR48	DR47	<b>ND45</b>	BB44	OS44	PP43	TL42	PF39	TM39	CH39	BS34	CB33
7	WC63	FP54	DR49	NI49	MC49	NR48	<b>ND45</b>	BB44	OS44	PP43	TL42	PF41	TM39	CH39	BS34	CB33
8	WC63	FP54	DR49	NI49	MC49	NR48	BB46	<b>ND45</b>	TL44	PS44	PP43	PF41	CH41	TM39	BS34	CB33
9	WC65	FP54	NR49	DR49	NI49	MC49	BB47	TL46	OS46	PP45	<b>ND45</b>	PF43	CH43	TM39	BS34	CB34
10	WC67	FP56	DR51	NR49	NI49	MC49	BB47	<b>ND47</b>	TL46	OS46	PP45	PF43	CH43	TM39	BS36	CB34
11	WC67	FP57	NR51	DR51	NI49	MC49	BB47	<b>ND47</b>	TL46	OS46	PP45	PF43	CH43	TM39	BS36	CB34
12	WC67	FP57	NR51	DR51	NI51	MC49	TL48	BB47	<b>ND47</b>	PP46	OS46	CH45	PF43	TM39	BS38	CB34
13	WC67	FP57	NR51	DR51	NI51	MC49	TL48	BB47	<b>ND47</b>	PP46	OS46	PF45	CH45	TM39	BS38	CB36
14	WC69	FP57	DR53	NI53	NR51	MC49	TL48	BB47	<b>ND47</b>	PP46	OS46	PF45	TM39	BS38	CB36	
15	WC69	FP57	DR53	NI53	NR51	TL50	BB49	MC49	CH48	PP47	<b>ND47</b>	OS46	PF45	TM39	BS38	CB36
16	WC69	FP57	NR53	DR53	NI53	BB51	TL50	MC50	<b>ND49</b>	OS48	CH48	PF47	PF46	BS40	TM39	CB38
17	WC71	FP57	DR54	NI54	NR53	TL52	BB51	MC50	PP49	<b>ND49</b>	PP48	OS48	CH48	BS40	TM39	CB38
18	WC71	FP57	DR54	NI54	NR53	TL52	BB51	MC50	OS50	PP49	<b>ND49</b>	PF48	CH48	BS42	TM39	CB38
19	WC73	FP57	NR55	DR54	NI54	TL54	BB53	<b>ND51</b>	OS50	MC50	PP49	PF48	CH48	BS42	TM41	CB38
20	WC73	FP57	NR55	NI54	TL54	DR54	BB53	<b>ND51</b>	OS50	MC50	PP49	PF48	CH48	BS42	TM41	CB38
21	WC73	FP57	TL56	NR55	NI54	DR54	BB53	<b>ND53</b>	PP51	MC50	OS50	CH50	PF48	TM42	BS42	CB38
22	WC73	FP59	NR57	NI56	TL56	DR56	BB53	<b>ND53</b>	PP51	MC50	OS50	CH50	PF48	TM42	BS42	CB38
23	WC73	FP61	NR57	NI56	TL56	DR56	BB55	<b>ND55</b>	PP53	MC52	OS52	CH50	PF48	TM43	BS42	CB39
24	WC73	FP61	NR57	NI56	TL56	DR56	BB55	<b>ND55</b>	PP53	MC52	OS52	CH52	PF48	TM43	BS42	CB39
25	WC73	FP61	NR59	DR58	BB57	NI56	TL56	<b>ND55</b>	PP53	MC52	OS52	CH52	PF48	TM43	BS41	CB41
26	WC73	FP63	NR59	DR58	BB57	NI56	TL56	PP55	<b>ND55</b>	CH54	MC52	OS52	PF48	BS44	TM43	CB43
27	WC74	FP63	NR59	TL58	DR58	BB57	NI56	PP55	<b>ND55</b>	CH54	MC52	OS52	PF50	BS44	TM43	CB43
28																
29					A	L	L	-	S	T	A	R				
30					B	R	E	A	K							
31																

## 2015-16 SEASON (CONT.)

Legend: ND=Devils, BB=Boston, BS=Buffalo, CH=Carolina, CB=Columbus, DR=Detroit, FP=Florida, MC=Montreal, NI=NY Islanders, NR=NY Rangers, OS=Ottawa, PF=Philadelphia, PP=Pittsburgh, TL=Tampa Bay, TM=Toronto, WC=Washington. Standings reflect points after games of date played; 1st & 2nd = 1st place teams in Atlantic & Metropolitan Divisions.

FEB	1ST	2ND	3RD	4TH	5TH	6TH	7TH	8TH	9TH	10TH	11TH	12TH	13TH	14TH	15TH	16TH
1		A	L	L	-	S	T	A	R		B	R	E	A	K	
2	WC74	FP65	NR59	NI58	TL58	DR58	BB58	PP57	<b>ND57</b>	CH54	PF52	MC52	OS52	TM45	BS44	CB43
3	WC74	FP65	TL60	NR59	NI58	DR58	BB58	PP57	<b>ND57</b>	CH54	PF52	OS52	MC52	BS46	TM45	CB43
4	WC76	FP67	NR61	TL60	BB60	NI58	DR58	<b>ND58</b>	PP57	PF54	CH54	MC52	OS52	TM47	BS47	CB45
5	WC76	FP67	TL62	NR61	BB60	NI58	DR58	<b>ND58</b>	PP57	CH56	PF54	MC52	OS52	TM47	BS47	CB47
6	WC78	FP68	NR63	TL62	BB62	DR60	PP59	<b>ND59</b>	NI58	CH56	PF55	MC54	OS54	BS48	TM47	CB47
7	WC80	FP68	NR63	TL62	BB62	DR60	PP59	<b>ND59</b>	NI58	CH57	MC56	PF55	OS54	BS48	TM47	CB47
8	WC80	FP68	NR65	TL62	BB62	DR62	PP61	NI60	<b>ND59</b>	CH57	MC56	OS56	PF55	BS48	TM47	CB47
9	WC82	FP70	NR65	NI62	TL62	DR62	BB62	PP61	<b>ND61</b>	MC58	CH57	OS56	PF55	BS48	CB48	TM47
10	WC82	FP70	NR67	DR64	NI62	TL62	BB62	PP61	<b>ND61</b>	MC58	CH57	OS56	PF55	BS48	CB48	TM47
11	WC84	FP70	NR67	NI64	DR64	BB64	TL62	PP61	<b>ND61</b>	MC58	PF57	CH57	OS56	CB50	BS48	TM47
12	WC84	FP70	NR68	DR65	NI64	TL64	BB64	PP63	<b>ND61</b>	CH58	MC58	PF57	OS56	BS50	CB50	TM47
13	WC84	FP70	NR68	BB66	DR65	TL64	NI64	PP63	<b>ND63</b>	CH60	PF58	MC58	OS56	CB52	BS50	TM49
14	WC84	NR70	FP70	DR67	BB66	<b>ND65</b>	NI64	TL64	PP63	CH60	PF58	MC58	OS56	BS52	CB52	TM49
15	WC84	FP72	NR70	DR67	NI66	BB66	<b>ND65</b>	TL64	PP64	CH60	PF58	MC58	OS56	BS52	CB52	TM49
16	WC86	FP72	NR70	BB68	DR67	NI66	<b>ND65</b>	PP64	TL64	CH62	PF60	MC58	OS58	BS53	CB53	TM49
17	WC86	FP72	NR70	BB68	DR67	NI66	<b>ND65</b>	PP64	TL64	CH62	PF60	MC58	OS58	BS53	CB53	TM49
18	WC88	FP73	NR72	BB68	NI67	DR67	PP66	TL66	<b>ND65</b>	CH62	PF60	OS60	MC58	BS53	CB53	TM49
19	WC88	FP73	NR72	NI69	BB68	DR67	PP66	TL66	<b>ND65</b>	CH62	PF61	MC60	OS58	BS55	CB53	TM49
20	WC90	FP75	NR72	BB70	NI69	TL68	DR68	PP66	<b>ND65</b>	CH64	PF63	OS62	MC60	BS55	CB53	TM50
21	WC90	FP75	NR74	TL70	BB70	NI69	DR69	PP68	<b>ND65</b>	CH64	PF63	OS62	MC60	BS55	CB53	TM50
22	WC92	FP75	NR74	TL70	BB70	NI69	DR69	PP68	<b>ND65</b>	CH64	PF63	OS62	MC60	BS55	CB53	TM50
23	WC92	FP75	NR74	TL72	NI71	DR71	BB70	PP68	<b>ND67</b>	CH66	OS64	PF63	MC61	CB56	BS55	TM50
24	WC92	FP75	NR74	TL72	NI71	BB72	DR71	PP68	<b>ND67</b>	CH66	OS64	PF63	MC63	CB56	BS55	TM50
25	WC92	FP77	NR76	NI73	TL72	BB72	DR71	PP68	<b>ND67</b>	CH66	PF65	OS64	MC63	CB58	BS55	TM52
26	WC94	FP77	NR76	TL74	BB74	NI73	DR71	PP68	<b>ND67</b>	CH66	PF65	OS64	MC63	CB58	BS57	TM52
27	WC94	FP78	NR78	TL74	BB74	NI73	DR73	PP70	PF67	<b>ND67</b>	CH66	OS66	MC65	CB60	BS57	TM52
28	WC94	NR78	FP78	TL76	BB74	NI73	DR73	PP70	PF67	<b>ND67</b>	OS66	CH66	MC65	CB60	BS57	TM52
29	WC94	NR80	FP78	TL78	DR75	BB74	NI73	PP72	PF69	<b>ND67</b>	OS66	CH66	MC65	CB60	BS57	TM52

MAR	1ST	2ND	3RD	4TH	5TH	6TH	7TH	8TH	9TH	10TH	11TH	12TH	13TH	14TH	15TH	16TH
1	WC96	NR80	FP80	TL78	BB76	NI75	DR75	PP72	PF69	CH68	<b>ND67</b>	OS67	MC65	CB60	BS58	TM52
2	WC98	NR80	FP80	TL78	BB76	NI75	DR75	PP72	PF69	CH68	<b>ND67</b>	OS67	MC66	CB60	BS58	TM52
3	WC98	TL80	NR80	FP80	BB78	NI77	DR75	PP74	PF69	<b>ND69</b>	CH68	OS67	MC66	CB60	BS58	TM52
4	WC98	NR82	TL80	FP80	BB78	NI77	DR75	PP74	PF69	<b>ND69</b>	CH68	OS67	MC66	CB62	BS60	TM52
5	WC100	TL82	NR82	FP80	BB79	NI77	DR75	PP74	PF71	CH69	<b>ND69</b>	OS69	MC66	CB62	BS61	TM52
6	WC100	TL82	NR82	FP80	NI79	BB79	PP76	DR75	PF71	CH69	<b>ND69</b>	OS69	MC66	CB62	BS61	TM52
7	WC102	TL82	NR82	FP81	BB81	NI79	PP76	DR75	PF73	CH69	<b>ND69</b>	OS69	MC66	BS63	CB62	TM53
8	WC102	NR84	TL83	BB83	NI81	FP81	PP76	DR75	PF73	CH71	OS70	<b>ND69</b>	MC68	CB64	BS63	TM53
9	WC103	NR84	TL83	BB83	NI82	FP81	PP76	DR75	PF73	CH71	OS70	<b>ND69</b>	MC68	CB64	BS63	TM55
10	WC103	NR84	BB84	TL83	FP83	NI82	DR77	PP76	PF73	CH73	<b>ND71</b>	MC70	OS70	CB64	BS63	TM55
11	WC103	NR84	BB84	FP83	TL83	NI82	PP78	DR77	PF75	CH73	<b>ND71</b>	MC70	OS70	CB64	BS63	TM55
12	WC103	BB86	NR85	FP83	TL83	NI82	DR79	PP78	PF76	CH74	<b>ND73</b>	OS72	MC70	BS65	CB64	TM55
13	WC103	BB86	FP85	TL85	NR85	NI82	PP80	DR79	PF76	CH74	<b>ND73</b>	OS72	MC70	BS65	CB64	TM57
14	WC103	BB86	TL85	NR85	FP85	NI84	PP80	DR79	PF76	CH74	<b>ND73</b>	OS72	MC70	BS65	CB64	TM57
15	WC105	FP87	BB86	NI85	NR85	TL85	PP82	DR79	PF78	CH75	OS74	<b>ND73</b>	MC70	BS65	CB64	TM59
16	WC105	NR87	FP87	BB86	NI85	TL85	PP82	FP80	DR79	CH75	OS74	<b>ND73</b>	MC72	BS66	CB64	TM59
17	WC105	FP89	NR88	BB86	NI85	TL85	PP84	DR81	PF80	<b>ND75</b>	CH75	OS74	MC72	BS66	CB64	TM59
18	WC107	FP89	NR88	BB86	NI85	TL85	PP84	DR81	PF80	<b>ND75</b>	CH75	OS74	MC72	BS66	CB64	TM59
19	WC107	FP89	NR88	TL87	PP86	BB86	NI85	DR83	PF80	CH76	OS76	<b>ND75</b>	MC72	BS68	CB66	TM61
20	WC107	FP89	PP88	NR88	TL87	BB86	NI85	DR83	PF80	<b>ND77</b>	CH76	OS76	MC72	BS68	CB66	TM61
21	WC107	NR90	FP89	PP88	TL87	BB86	NI85	DR83	PF82	<b>ND77</b>	CH76	OS76	MC72	BS68	CB66	TM63
22	WC109	NR90	TL89	FP89	PP88	BB86	NI85	PF83	DR83	<b>ND77</b>	CH76	OS76	MC74	BS70	CB68	TM63
23	WC109	NR92	TL89	FP89	PP88	NI87	BB86	PF83	DR83	<b>ND77</b>	CH76	OS76	MC74	BS70	CB68	TM63
24	WC109	NR92	FP91	TL89	FP89	PP88	NI87	BB86	PF85	<b>ND79</b>	CH78	OS76	MC74	BS70	CB68	TM65
25	WC111	NR92	TL91	FP91	PP88	NI87	BB86	PF85	DR85	<b>ND80</b>	CH78	OS76	MC74	BS72	CB68	TM65
26	WC111	NR94	FP93	TL91	PP90	NI89	BB88	PF85	DR85	<b>ND80</b>	CH79	OS77	MC74	BS72	CB68	TM65
27	WC111	NR95	FP93	PP92	TL91	NI89	BB88	PF85	DR85	CH81	<b>ND80</b>	OS77	MC74	BS72	CB68	TM65
28	WC113	NR95	FP93	TL93	PP92	NI89	BB88	PF87	DR87	CH81	<b>ND80</b>	OS77	MC74	BS72	CB68	TM65
29	WC113	NR95	PP94	TL93	FP93	NI91	BB88	PF87	DR87	CH82	<b>ND82</b>	OS77	MC76	BS73	CB68	TM67
30	WC114	NR95	PP94	TL93	FP93	NI91	FP90	BB88	DR87	<b>ND82</b>	CH82	OS79	MC76	BS73	CB68	TM67
31	WC114	PP96	NR95	FP95	NI93	TL93	FP89	BB88	DR87	CH84	<b>ND82</b>	OS81	MC78	BS75	CB68	TM67

	APR	1ST	2ND	3RD	4TH	5TH	6TH	7TH	8TH	9TH	10TH	11TH	12TH	13TH	14TH	15TH	16TH
1	WC116	PP96	NR95	FP95	NI93	TB93	BB90	PF89	DR89	CH84	<b>ND82</b>	OS81	MC78	BS75	CB68	TM67	
2	WC116	PP98	FP97	TL95	NR95	NI93	PF91	DR91	BB90	CH84	<b>ND82</b>	OS81	MC78	BS77	CB70	TM67	
3	WC116	PP100	FP97	TL95	NR95	NI93	PF91	DR91	BB90	CH84	<b>ND82</b>	OS81	MC78	BS77	CB70	TM67	
4	WC116	PP100	FP99	NR97	NI85	TL95	PF91	DR91	BB90	CH84	<b>ND82</b>	OS81	MC78	BS77	CB70	TM67	
5	WC117	PP102	FP101	NR99	NI97	TL95	PF91	DR91	BB91	CH86	<b>ND82</b>	OS81	BS79	MC78	CB70	TM67	
6	WC117	PP102	FP101	NR99	NI97	TL95	DR93	PF91	BB91	CH86	<b>ND82</b>	OS81	BS79	MC78	CB72	TM67	
7	WC118	PP104	FP101	NI99	NR99	TL97	DR93	BB93	PF92	CH86	OS83	<b>ND82</b>	MC80	BS79	CB72	TM69	
8	WC118	PP104	FP101	NI99	NR99	TL97	DR93	BB93	PF92	CH86	OS83	<b>ND82</b>	MC80	BS79	CB74	TM69	
9	WC120	PP104	FP103	NR101	NI100	TB97	PF94	DR93	BB93	CH86	OS85	<b>ND84</b>	MC82	BS81	CB76	TM69	
10	WC120	PP104	FP103	NR101	NI100	TB97	PF96	DR93	BB93	CH86	OS85	<b>ND84</b>	MC82	BS81	CB76	TM69	

**THREE-OR-MORE CONSECUTIVE DIVISION CHAMPIONSHIPS**
**Since 1967-68**

Team	No.	Seasons	Division
Que./Col	9	1994-95 to 2002-03	Northeast-1/Pacific-3/Northwest-5
Detroit	8	2000-01 to 2008-09	Central
Montreal	8	1974-75 to 1981-82	Norris-7/Adams-1
Edmonton	6	1981-82 to 1986-87	Smythe
Vancouver	5	2008-09 to 2012-13	Northwest
Dallas	5	1996-97 to 2000-01	Central-2/Pacific-3
San Jose	4	2007-08 to 2010-11	Pacific
Washington	4	2007-08 to 2010-11	Southeast
Boston	4	1975-76 to 1978-79	Adams
Philadelphia	4	1973-74 to 1976-77	West-1/Patrick-3
Chicago	4	1969-70 to 1972-73	East-1/West-3
*Anaheim	4	2012-13 to 2015-16	Pacific
DEVILS	3	1996-97 to 1998-99	Atlantic
Detroit	3	1993-94 to 1995-96	Central
Calgary	3	1987-88 to 1989-90	Smythe
Philadelphia	3	1984-85 to 1986-87	Patrick
Chicago	3	1977-78 to 1979-80	Smythe

\*Current streak

GAME	DATE	OPPONENT	RESULT	RECORD	GOALTENDER(S)	GOAL SCORER(S)	OVERALL GF-GA	SF-SA	PP	OPP PP
1.	10/09	Winnipeg	L 1-3	0-1-0=0	Schneider	Tlusty (PP)	1-3	21-30	1-4	1-4
2.	10/10	@ Washington	L 3-5	0-2-0=0	Kinkaid	Henrique, Gelinias (PP), Cammalleri	4-8	24-27	1-3	2-5
3.	10/13	Nashville	L 1-3	0-3-0=0	Kinkaid	Palmeri (PP)	5-11	23-20	1-2	1-2
4.	10/18	San Jose	Ls 1-2	0-3-1=1	Schneider	Henrique (PP)	6-13	32-34	1-6	0-1
5.	10/18	@ NY Rangers	W 2-1	1-3-1=3	Schneider	Henrique, Stempniak (OT)	8-14	24-27	0-3	0-2
6.	10/20	Arizona	Wo 3-2	2-3-1=5	Schneider	Zajac (SH), Cammalleri, Larsson (OT)	11-16	25-20	0-3	1-5
7.	10/22	Ottawa	Ws 5-4	3-3-1=7	Schneider	Zajac (PP), Tootoo (PP), Henrique, Stempniak (EV) (GD)	16-20	32-39	2-4	1-5
8.	10/24	@ Buffalo	W 4-3	4-3-1=9	Schneider	Henrique-2 (EV) (SH/GW), Cammalleri, Schlemko	20-23	28-29	0-2	2-5
9.	10/27	Columbus	L 1-3	4-4-1=9	Schneider	Palmeri (PP)	21-26	24-14	1-4	0-3
10.	10/29	@ Philadelphia	W 4-1	5-4-1=11	Schneider	Zajac-2 (PP) (PP), Palmeri (GW), Greene (EN)	25-27	33-28	2-5	0-2
11.	10/31	NY Islanders	Ws 3-2	6-4-1=13	Schneider	Moore, Farnham, Cammalleri (GD)	28-29	36-17	0-3	1-2
12.	11/03	@ NY Islanders	L 1-2	6-5-1=13	Schneider	Zajac (PP)	29-31	24-34	1-5	0-1
13.	11/06	Chicago	W 4-2	7-5-1=15	Schneider	Stempniak, Palmeri, Zajac (GW), Cammalleri	33-33	26-29	1-3	1-5
14.	11/08	Vancouver	Wo 4-3	8-5-1=17	Schneider	37-36	28-31	1-5	0-6	
15.	11/10	St. Louis	L 0-2	8-6-1=17	Kinkaid	Henrique (SH), Cammalleri, Kalinin, Palmeri (PP/OT)	37-38	24-28	0-1	0-2
16.	11/12	@ Chicago	W 3-2	9-6-1=19	Schneider	Henrique, Palmeri, Kalinin (PP/GW)	40-40	22-29	1-3	1-5
17.	11/14	Pittsburgh	W 4-0	10-6-1=21	Schneider	Schlemko (GW), Cammalleri (PP), Farnham, Stempniak	44-40	22-29	1-4	0-3
18.	11/17	@ Calgary	L 2-3	10-7-1=21	Schneider	Farnham, Tootoo (PP)	46-43	37-21	1-4	0-4
19.	11/20	@ Edmonton	L 1-5	10-8-1=21	Kinkaid	Palmeri (PP)	47-48	20-30	1-3	0-4
20.	11/22	@ Vancouver	W 3-2	11-8-1=23	Schneider	Cammalleri, Greene (PP), Henrique (GW)	50-50	22-38	1-5	1-8
21.	11/25	Columbus	L 1-2	11-9-1=23	Schneider	Henrique	51-52	25-28	0-5	0-2
22.	11/27	Montreal	Ls 2-3	11-9-2=24	Schneider	Henrique, Stempniak (PP)	53-55	27-27	1-4	0-4
23.	11/28	@ Montreal	Wo 3-2	12-9-2=26	Schneider	Elias, Palmeri, Moore (OT)	56-57	31-32	0-2	1-2
24.	12/01	Colorado	L 1-2	12-10-2=26	Schneider	Palmeri	57-59	28-25	0-2	0-3
25.	12/03	@ Carolina	Lo 3-4	13-10-2=28	Kinkaid	Matteau, Palmeri, Henrique (PP/GW), Gionta, Josefson	62-60	27-31	1-4	0-2
26.	12/04	Philadelphia	Lo 3-4	13-10-3=29	Schneider	Cammalleri-2, Henrique (PP/GW), Gionta, Josefson	65-64	18-25	1-4	2-3
27.	12/06	Florida	W 4-2	14-10-3=31	Schneider	Stempniak, Palmeri, Henrique (GW), Cammalleri	69-66	18-36	0-2	0-2
28.	12/08	@ Toronto	Ls 2-3	14-10-4=32	Schneider	Stempniak (PP), Palmeri (PP)	71-69	27-37	2-5	1-5
29.	12/11	Detroit	Wo 3-2	15-10-4=34	Schneider	Severson, Kalinin (PP), Palmeri (OT)	74-71	38-29	1-4	2-3
30.	12/13	@ NY Islanders	L 0-4	15-11-4=34	Schneider (3-18/L) Kinkaid (1-12)	_____	74-75	27-30	0-3	0-4
31.	12/15	@ Buffalo	W 2-0	16-11-4=36	Schneider	Stempniak (GW), Tlusty	76-75	21-25	0-1	0-3
32.	12/17	Florida	L 1-5	16-12-4=36	Schneider	Kalinin (PP)	77-80	16-26	1-3	1-3
33.	12/19	Anaheim	L 1-2	16-13-4=36	Kinkaid	Cammalleri	78-82	22-18	0-2	0-0
34.	12/20	@ Boston	Ls 1-2	16-13-5=37	Schneider	Greene	79-84	30-39	0-2	0-1
35.	12/22	@ Detroit	W 4-3	17-13-5=39	Schneider	Palmeri (PP), Tootoo, Schlemko, Kalinin (GW)	83-87	17-28	1-5	2-5
36.	12/26	@ Carolina	L 1-3	17-14-5=39	Schneider	Palmeri	84-90	20-25	0-1	0-1
37.	12/29	Carolina	W 3-2	18-14-5=41	Kinkaid	Farnham, Palmeri, Schlemko (GW)	87-92	24-28	0-2	0-1
38.	12/30	Ottawa	W 3-0	19-14-5=43	Schneider	Cammalleri-2 (PP/GW) (EV), Stempniak (SH/EN)	90-92	21-36	1-4	0-4
39.	01/02	Dallas	Wo 3-0	20-14-5=45	Schneider	Palmeri, Farnham, Moore (PP/OT)	93-94	30-31	0-4	0-3
40.	01/04	Detroit	L 0-1	20-15-5=45	Schneider	_____	93-95	22-21	0-2	0-1
41.	01/06	@ Montreal	L 1-2	20-16-5=45	Schneider	Henrique	94-97	20-25	0-3	1-3

<b>GAME</b>	<b>DATE</b>	<b>OPPONENT</b>	<b>RESULT</b>	<b>RECORD</b>	<b>GOAL TENDER(S)</b>	<b>GOAL SCORER(S)</b>	<b>OVERALL</b>	<b>GF-GA</b>	<b>SF-SA</b>	<b>PP</b>	<b>PP</b>	<b>OPP</b>
42.	01/08	@ Boston	L 1-4	20-17-5=45	Schneider	Farnham	95-101	20-31	0-2	0-2	1-3	
43.	01/10	@ Minnesota	W 2-1	21-17-5=47	Schneider	Henrique, Merrill (GW)	97-102	18-37	0-2	0-2	0-1	
44.	01/12	@ St. Louis	L 2-5	21-18-5=47	Kinkaid	Farnham, Stempniak	99-107	24-37	0-3	0-3	2-6	
45.	01/14	@ Colorado	L 0-3	21-19-5=47	Schneider	_____	99-110	27-26	0-3	0-2	0-2	
46.	01/16	@ Arizona	W 2-0	22-19-5=49	Schneider	Boucher (GW), Palmieri	101-110	16-38	0-2	0-5	0-2	
47.	01/19	@ Calgary	W 4-2	23-19-5=51	Schneider	Larsson, Stempniak, Boucher (GW), Greene (EN)	105-112	20-26	0-2	2-4	0-4	
48.	01/21	@ Ottawa	W 6-3	24-19-5=53	Schneider	Blandisi (PP), Palmieri-2 (EV), Zajac (GW), Stempniak, Henrique (EN)	111-115	20-32	2-2	1-4	1-1	
49.	01/23	@ Winnipeg	W 3-1	25-19-5=55	Schneider	Stempniak-2, Josefson (PP/GW)	114-116	16-23	1-2	1-1	1-1	
50.	01/26	@ Pittsburgh	L 0-2	25-20-5=55	Schneider	_____	114-118	25-31	0-4	1-2	0-4	
51.	02/02	@ NY Rangers	W 3-2	26-20-5=57	Schneider	Stempniak (PP), Blandisi, Schlemko (PP/GW)	117-120	25-33	2-2	0-4	0-4	
52.	02/04	@ Toronto	Ls 2-3	26-20-6=58	Kinkaid	Josefson (PP), Schlemko	119-123	34-39	1-6	0-4	0-4	
53.	02/06	@ Washington	Ls 2-3	26-20-7=59	Schneider	Blandisi (PP), Henrique	121-126	24-29	1-5	0-3	0-3	
54.	02/08	@ NY Rangers	L 1-2	26-21-7=59	Schneider	Henrique (SH)	122-128	28-37	0-0	0-5	0-3	
55.	02/09	@ Edmonton	W 2-1	27-21-7=61	Schneider	Henrique (PP), Boucher (PP/GW)	124-129	26-20	2-5	0-3	0-3	
56.	02/13	@ Philadelphia	Wo 2-1	28-21-7=63	Schneider	Blandisi (PP), Henrique (PP/OT)	126-130	32-24	2-2	1-4	1-4	
57.	02/14	@ Los Angeles	W 1-0	29-21-7=65	Kinkaid	Blandisi (PP/GW)	127-130	18-28	1-3	0-1	0-1	
58.	02/16	@ Philadelphia	L 3-6	29-22-7=65	Schneider	Kennedy (PP), Tootoo, Palmieri	130-136	24-26	1-7	2-4	0-1	
59.	02/19	@ NY Islanders	L 0-1	29-23-7=65	Schneider	_____	130-137	27-24	0-1	0-4	0-4	
60.	02/20	@ Washington	L 3-4	29-24-7=66	Schneider	Zajac, Palmieri, Boucher	133-141	24-12	0-1	0-3	0-3	
61.	02/23	@ NY Rangers	W 5-2	30-24-7=67	Schneider	Kennedy, Palmieri (PP), Stempniak (GW), Kallinin, Larsson (EN)	138-143	36-19	1-3	0-0	0-0	
62.	02/25	@ Columbus	L 1-6	30-25-7=67	Schneider (3-11/L) Kinkaid (3-13)	Boucher	139-149	26-24	0-4	1-2	1-2	
63.	02/26	@ Tampa Bay	L 0-4	30-26-7=67	Schneider	_____	139-163	21-36	0-1	0-6	0-6	
64.	03/01	@ Carolina	L 1-3	30-27-7=67	Schneider	Henrique	140-166	30-19	0-2	1-2	1-2	
65.	03/03	@ Nashville	Wo 5-4	31-27-7=69	Kinkaid	Palmieri, Smith-Pelly, Zajac (PP), Henrique-2 (EV) (PP/OT)	145-160	33-34	3-3	2-2	2-2	
66.	03/04	@ Dallas	L 2-4	31-28-7=69	Schneider (3-18/L) Kinkaid (0-6)	Henrique, Smith-Pelly	147-164	20-25	0-3	0-3	0-3	
67.	03/06	@ Pittsburgh	L 1-6	31-29-7=69	Kinkaid	Palmieri	148-170	18-30	0-3	1-4	1-4	
68.	03/10	@ San Jose	W 3-0	32-29-7=71	Kinkaid	Smith-Pelly (GW), Zajac-2 (EV) (EN)	151-170	16-30	0-1	0-3	0-3	
69.	03/12	@ Los Angeles	Wo 2-1	33-29-7=73	Kinkaid	Kennedy, Moore (OT)	153-171	24-23	0-1	0-5	0-5	
70.	03/14	@ Anaheim	L 1-7	33-30-7=73	Kinkaid (6-24/L) Danis (1-3)	Smith-Pelly	154-178	25-27	0-3	1-3	1-3	
71.	03/17	@ Minnesota	W 7-4	34-30-7=75	Kinkaid	Smith-Pelly-2, Sisto-2, Boucher, Henrique-2 (GW) (EV)	161-182	25-32	0-2	2-3	2-3	
72.	03/19	@ Columbus	L 3-6	34-31-7=75	Kinkaid (3-19) Danis (3-15/L)	Palmieri-2 (PP) (EV), Henrique (PP)	164-188	30-34	2-4	1-4	1-4	
73.	03/20	@ Columbus	W 2-1	35-31-7=77	Wedgewood	Boucher, Smith-Pelly (GW)	166-189	22-28	0-3	0-3	0-3	
74.	03/24	@ Pittsburgh	W 3-0	36-31-7=79	Wedgewood	Palmieri-2 (GW) (PP), Henrique	169-189	24-39	1-3	0-3	0-3	
75.	03/25	@ Washington	Lo 0-1	36-31-8=80	Wedgewood	_____	169-190	22-26	0-3	0-2	0-2	
76.	03/27	@ Carolina	L 2-3	36-32-8=80	Wedgewood	Farnham, Zajac	171-193	25-23	0-2	1-5	1-5	
77.	03/29	@ Boston	W 2-1	37-32-8=82	Wedgewood	Zajac (PP), Boucher (PP/GW)	173-194	40-15	2-5	0-2	0-2	
78.	03/31	@ Florida	L 2-3	37-33-8=82	Kinkaid	Sisto (PP), Pietilla	175-197	40-26	1-6	0-4	0-4	
79.	04/02	@ Tampa Bay	L 1-3	37-34-8=82	Schneider	Henrique (PP)	176-200	26-36	1-6	1-7	1-7	
80.	04/05	@ Buffalo	L 1-3	37-35-8=82	Schneider	Josefson (PP)	177-203	19-18	1-6	1-4	1-4	
81.	04/07	@ Tampa Bay	L 2-4	37-36-8=82	Kinkaid	Kallinin-2	179-207	22-22	0-1	0-2	0-2	
82.	04/09	@ Toronto	W 5-1	38-36-8=84	Schneider	Smith-Pelly, Henrique-2, Palmieri (EN), Elias (EN)	184-208	36-20	0-6	0-6	0-6	

HOME GAME RESULTS

No.	Date	Opponent	Result	Score	Record	Pts.	Goaltender*	W/D Goal	Attend.
1.	10/09	Winnipeg	L	1-3	0-1-0	0	Schneider	Wheeler	14,579
2.	10/13	Nashville	L	1-3	0-2-0	0	Kinkaid	Josi	11,117
3.	10/16	San Jose	Ls	1-2	0-2-1	1	Schneider	Burns	12,464
4.	10/20	Arizona	Wo	3-2	1-2-1	3	Schneider	Larsson	12,171
5.	10/27	Columbus	L	1-3	1-3-1	3	Schneider	Atkinson	12,847
6.	10/31	NY Islanders	Ws	3-2	2-3-1	5	Schneider	Cammalleri	11,605
7.	11/06	Chicago	W	4-2	3-3-1	7	Schneider	Zajac	16,514
8.	11/08	Vancouver	Wo	4-3	4-3-1	9	Kinkaid	Palmieri	14,896
9.	11/10	St. Louis	L	0-2	4-4-1	9	Schneider	Havlat	13,310
10.	11/14	Pittsburgh	W	4-0	5-4-1	11	Schneider	Schlemko	16,514
11.	11/25	Columbus	L	1-2	5-5-1	11	Schneider	Calvert	13,567
12.	11/27	Montreal	Ls	2-3	5-5-2	12	Schneider	Andrighetto	16,514
13.	12/01	Colorado	L	1-2	5-6-2	12	Schneider	Barrie	14,019
14.	12/04	Philadelphia	Lo	3-4	5-6-3	13	Schneider	Read	14,825
15.	12/06	Florida	W	4-2	6-6-3	15	Schneider	Henrique	13,643
16.	12/11	Detroit	Wo	3-2	7-6-3	17	Schneider	Palmieri	16,514
17.	12/17	Florida	L	1-5	7-7-3	17	Schneider	Kulikov	12,512
18.	12/19	Anaheim	L	1-2	7-8-3	17	Kinkaid	Kesler	16,514
19.	12/29	Carolina	W	3-2	8-8-3	19	Kinkaid	Schlemko	16,514
20.	01/02	Dallas	Wo	3-2	9-8-3	21	Schneider	Moore	16,514
21.	01/04	Detroit	L	0-1	9-9-3	21	Schneider	Larkin	15,547
22.	01/08	Boston	L	1-4	9-10-3	21	Schneider	Spooner	16,514
23.	01/19	Calgary	W	4-2	10-10-3	23	Schneider	Boucher	14,319
24.	01/21	Ottawa	W	6-3	11-10-3	25	Schneider	Palmieri	14,772
25.	02/02	NY Rangers	W	3-2	12-10-3	27	Schneider	Schlemko	16,514
26.	02/06	Washington	Ls	2-3	12-10-4	28	Schneider	Ovechkin	16,514
27.	02/09	Edmonton	W	2-1	13-10-4	30	Schneider	Boucher	16,514
28.	02/14	Los Angeles	W	1-0	14-10-4	32	Kinkaid	Blandisi	16,514
29.	02/16	Philadelphia	L	3-6	14-11-4	32	Schneider	Cousins	15,482
30.	02/19	NY Islanders	L	0-1	14-12-4	32	Schneider	Cizikas	16,514
31.	02/23	NY Rangers	W	5-2	15-12-4	34	Schneider	Stempniak	16,514
32.	02/26	Tampa Bay	L	0-4	15-13-4	34	Schneider	Killorn	15,968
33.	03/01	Carolina	L	1-3	15-14-4	34	Schneider	Nordstrom	14,251
34.	03/06	Pittsburgh	L	1-6	15-15-4	34	Kinkaid	Cullen	15,856
35.	03/17	Minnesota	W	7-4	16-15-4	36	Kinkaid	Henrique	15,114
36.	03/20	Columbus	W	2-1	17-15-4	38	Wedgewood	Smith-Pelly	15,146
37.	03/25	Washington	Lo	0-1	17-15-5	39	Wedgewood	Carlson	16,514
38.	03/29	Boston	W	2-1	18-15-5	41	Kinkaid	Boucher	15,486
39.	04/05	Buffalo	L	1-3	18-16-5	41	Schneider	Larsson	14,773
40.	04/07	Tampa Bay	L	2-4	18-17-5	41	Kinkaid	Drouin	15,536
41.	04/09	Toronto	W	5-1	19-17-5	43	Schneider	Henrique	16,514

AWAY GAME RESULTS

No.	Date	Opponent	Result	Score	Record	Pts.	Goaltender*	W/D Goal	Attend.
1.	10/10	Washington	L	3-5	0-1-0	0	Kinkaid	Johansson	18,506
2.	10/18	NY Rangers	Wo	2-1	1-1-0	2	Schneider	Stempniak	18,006
3.	10/22	Ottawa	Ws	5-4	2-1-0	4	Schneider	Stempniak	16,578
4.	10/24	Buffalo	W	4-3	3-1-0	6	Schneider	Henrique	18,040
5.	10/29	Philadelphia	W	4-1	4-1-0	8	Schneider	Palmieri	19,241
6.	11/03	NY Islanders	L	1-2	4-2-0	8	Schneider	Cizikas	12,122
7.	11/12	Chicago	W	3-2	5-2-0	10	Schneider	Kalinin	21,568
8.	11/17	Calgary	L	2-3	5-3-0	10	Schneider	Jones	19,289
9.	11/20	Edmonton	L	1-5	5-4-0	10	Kinkaid	Klefobom	16,839
10.	11/22	Vancouver	W	3-2	6-4-0	12	Schneider	Henrique	18,268
11.	11/28	Montreal	Wo	3-2	7-4-0	14	Schneider	Moore	21,288
12.	12/03	Carolina	W	5-1	8-4-0	16	Kinkaid	Henrique	9,254
13.	12/08	Toronto	Ls	2-3	8-5-1	17	Schneider	Kadri	19,043
14.	12/13	NY Islanders	L	0-4	8-6-1	17	Schneider	Zidlicky	13,259
15.	12/15	Buffalo	W	2-0	9-6-1	19	Schneider	Stempniak	18,297
16.	12/20	Boston	Ls	1-2	9-6-2	20	Schneider	Spooner	17,565
17.	12/22	Detroit	W	4-3	10-6-2	22	Schneider	Kalinin	20,027
18.	12/26	Carolina	L	1-3	10-7-2	22	Schneider	Faulk	11,654
19.	12/30	Ottawa	W	3-0	11-7-2	24	Schneider	Cammalleri	19,825
20.	01/06	Montreal	L	1-2	11-8-2	24	Schneider	Mitchell	21,288
21.	01/10	Minnesota	W	2-1	12-8-2	26	Schneider	Merrill	19,028
22.	01/12	St. Louis	L	2-5	12-9-2	26	Kinkaid	Berglund	17,951
23.	01/14	Colorado	L	0-3	12-10-2	26	Schneider	Duchene	15,636
24.	01/16	Arizona	W	2-0	13-10-2	28	Schneider	Boucher	11,745
25.	01/23	Winnipeg	W	3-1	14-10-2	30	Schneider	Josefson	15,294
26.	01/26	Pittsburgh	L	0-2	14-11-2	30	Schneider	Crosby	18,442
27.	02/04	Toronto	Ls	2-3	14-11-3	31	Kinkaid	Parenteau	18,947
28.	02/08	NY Rangers	L	1-2	14-11-4	31	Schneider	Milner	18,006
29.	02/13	Philadelphia	Wo	2-1	15-11-4	33	Schneider	Henrique	19,775
30.	02/20	Washington	L	3-4	15-12-4	33	Schneider	Orpik	18,506
31.	02/25	Columbus	L	1-6	15-13-4	33	Schneider	Foligno	12,590
32.	03/03	Nashville	Wo	5-4	16-13-4	35	Kinkaid	Henrique	17,113
33.	03/04	Dallas	L	2-4	16-14-4	35	Schneider	Scviour	18,117
34.	03/10	San Jose	W	3-0	17-14-4	37	Kinkaid	Smith-Pelly	16,234
35.	03/12	Los Angeles	Wo	2-1	18-14-4	39	Kinkaid	Moore	18,412
36.	03/14	Anaheim	L	1-7	18-15-4	39	Kinkaid	Kesler	15,423
37.	03/19	Columbus	L	3-6	18-16-4	39	Danis	Bjorkstrand	14,447
38.	03/24	Pittsburgh	W	3-0	19-16-4	41	Wedgewood	Palmieri	18,610
39.	03/27	Carolina	L	2-3	19-17-4	41	Wedgewood	Rask	12,792
40.	03/31	Florida	L	2-3	19-18-4	41	Kinkaid	Barkov	15,803
41.	04/02	Tampa Bay	L	1-3	19-19-3	41	Schneider	Boyle	19,092

\* Denotes goaltender of record.

## RECORD BY DIVISION

	HOME	GF-GA	AWAY	GF-GA	TOTAL	GF-GA
vs. METROPOLITAN	6-6-3	32-38	5-10-0	31-41	11-16-3	63-79
vs. ATLANTIC	5-6-1	27-33	6-3-3	30-28	11-9-4	57-61
vs. CENTRAL	3-4-0	17-18	4-3-0	17-20	7-7-0	34-38
vs. PACIFIC	5-1-1	16-12	4-3-0	14-18	9-4-1	30-30
<b>TOTALS</b>	<b>19-17-5</b>	<b>92-101</b>	<b>19-19-3</b>	<b>92-107</b>	<b>38-36-8</b>	<b>184-208</b>

## TEAM RECORDS

LARGEST MARGIN OF VICTORY .....	3	Accomplished three times, last time vs. Toronto, Apr. 9 (5-1)
LARGEST MARGIN OF DEFEAT .....	6	at Anaheim, Mar. 14 (1-7)
MOST GOALS, GAME.....	7	vs. Minnesota, Mar. 17 (7-4)
MOST GOALS ALLOWED, GAME.....	7	at Anaheim, Mar. 14 (1-7)
MOST GOALS, PERIOD.....	5	vs. Ottawa, Jan. 21 (6-3, 1st)
MOST GOALS ALLOWED, PERIOD.....	4	Accomplished two times, last time vs. Philadelphia, Feb. 16 (3-6, 3rd)
FASTEST GOAL, START OF GAME.....	0:26	Accomplished two times, last time vs. Pittsburgh, Mar. 24 (3-0, Palmieri vs. Fleury)
FASTEST GOAL ALLOWED, START OF GAME.....	0:51	at Colorado, Jan. 14 (0-3, Duchene vs. Schneider)
FASTEST GOAL, START OF PERIOD.....	0:18	at Arizona, Jan. 16 (Palmieri vs. Lindback)
FASTEST GOAL ALLOWED, START OF PERIOD.....	0:12	vs. Buffalo, Apr. 5 (Larsson vs. Schneider)
MOST SHOTS, GAME.....	38	vs. Detroit, Dec. 11 (3-2 OT)
MOST SHOTS ALLOWED, GAME.....	40	Accomplished two times, last time at Florida, Mar. 31 (2-3)
MOST SHOTS, PERIOD.....	19	vs. Toronto, Apr. 9 (5-1, 1st)
MOST SHOTS ALLOWED, PERIOD.....	19	at Vancouver, Nov. 22 (3-2, 3rd)
FEWEST SHOTS, GAME.....	15	vs. Boston, Mar. 29 (2-1)
FEWEST SHOTS ALLOWED, GAME.....	14	vs. Columbus, Oct. 27 (1-3)
FEWEST SHOTS, PERIOD.....	2	Accomplished two times, last time at Winnipeg, Jan. 23 (3-1, 2nd)
FEWEST SHOTS ALLOWED, PERIOD.....	2	Accomplished two times, last time at Philadelphia, Feb. 13 (2-1 SO, 1st)
MOST PENALTY MINUTES, GAME.....	49	vs. Vancouver, Nov. 8 (4-3 OT)
MOST PENALTY MINUTES OPPONENT, GAME.....	34	vs. Vancouver, Nov. 8 (4-3 OT)
FEWEST PENALTY MINUTES, GAME.....	0	vs. Anaheim, Dec. 19 (1-2)
FEWEST PENALTY MINUTES OPPONENT, GAME.....	2	Accomplished seven times, last time vs. Minnesota, Mar. 17 (7-4)
LONGEST WINNING STREAK .....	4	Jan. 16-23
LONGEST LOSING STREAK.....	4	Oct. 18-24
LONGEST WINLESS STREAK .....	4	Mar. 31-Apr. 7
		Oct. 9-16 (0-3-1)
		Mar. 31-Apr. 7 (0-4-0)

## INDIVIDUAL RECORDS

MOST GOALS, GAME.....	2	Accomplished 14 times, last time Adam Henrique, Apr. 9 vs. Toronto
MOST GOALS OPPONENT, GAME.....	3	Accomplished two times, last time Jakob Silfverberg, Mar. 14 at Anaheim
MOST ASSISTS, GAME.....	3	Accomplished three times, last time Tyler Kennedy, Mar. 17 vs. Minnesota
MOST ASSISTS OPPONENT, GAME.....	3	Accomplished three times, last time Matt Calvert, William Karlsson, Feb. 25 at Columbus
MOST POINTS, GAME.....	4	Travis Zajac (1g-3a), Jan. 21 vs. Ottawa
MOST POINTS OPPONENT, GAME.....	4	Accomplished two times, last time Jakob Silfverberg (3g-1a), Mar. 14 at Anaheim
MOST POINTS, PERIOD.....	4	Travis Zajac (1g-3a, 1st), Jan. 21 vs. Ottawa
MOST POINTS OPPONENT, PERIOD.....	3	Accomplished four times, last time Jakob Silfverberg (2g-1a, 2nd), Andrew Cogliano (1g-2a, 2nd), Ryan Kesler (1g-2a, 2nd), Mar. 14 at Anaheim
MOST PENALTY MINUTES, GAME.....	17	Accomplished three times, last time Adam Larsson, Dec. 13 at NY Islanders
MOST PENALTY MINUTES OPPONENT, GAME.....	15	Accomplished two times, last time J.T. Miller, Feb. 23 vs. NY Rangers
MOST SHOTS, GAME.....	9	Kyle Palmieri, Mar. 31 at Florida
MOST SHOTS OPPONENT, GAME.....	8	Daniel Sedin, Nov. 22 at Vancouver
CONSECUTIVE GOAL-SCORING STREAK.....	4	Kyle Palmieri (4g), Dec. 4-11
CONSECUTIVE ASSIST-SCORING STREAK.....	3	Accomplished four times, last time Kyle Palmieri (3a), Mar. 17-20
CONSECUTIVE POINT-SCORING STREAK.....	5	Lee Stempniak (2g-3a-5pts), Dec. 3-11

## HOME/AWAY - 1st HALF/2nd HALF

PLAYER	GP	HOME					AWAY					1ST HALF					2ND HALF							
		G	A	PTS	+/-	PIM	GP	G	A	PTS	+/-	PIM	GP	G	A	PTS	+/-	PIM	GP	G	A	PTS	+/-	PIM
Blandisi	18	4	7	11	3-	20	23	1	5	6	11-	14	3	0	0	0	1-	0	38	5	12	17	13-	34
Boucher	20	5	5	10	9-	4	19	3	6	9	4-	2	3	0	0	0	0	2	36	8	11	19	13-	4
Cammalleri	21	7	9	16	8	4	21	7	15	22	7	14	38	14	21	35	10	18	4	0	3	3	5	0
Danis	0	0	0	0	-	0	2	0	0	0	-	0	0	0	0	0	-	0	2	0	0	0	-	0
Elias	11	1	4	5	2	4	5	1	2	3	3	-	6	13	1	4	5	3	8	3	1	2	3	2
Farnham	27	5	1	6	1-	49	23	3	0	3	1-	43	21	5	1	6	2	29	29	3	1	4	4-	63
Gellinas	15	0	1	1	5-	14	19	1	4	5	8-	6	23	1	2	3	4-	14	11	0	3	3	4-	4
Gionta	41	0	7	7	5-	0	41	1	3	4	8-	29	41	1	4	5	7-	27	41	0	6	6	6-	16
Gragnani	1	0	0	0	0	0	3	0	0	0	2-	2	0	0	0	0	-	0	4	0	0	0	2-	2
Greene	41	1	6	7	3	14	41	3	3	6	4	12	41	3	4	7	1-	18	4	1	5	6	8	2
Helgeson	8	0	1	1	0	13	11	0	0	0	5-	4	0	0	0	0	-	0	19	0	1	1	5-	17
Henrique	40	13	11	24	3	11	40	17	9	26	7	12	39	14	14	28	9	13	41	16	6	22	1	10
Josefson	30	1	4	5	15-	6	28	3	6	9	6-	14	36	1	6	7	11-	16	22	3	4	7	10-	4
Kalinin	40	6	2	8	1-	17	38	2	5	7	8-	16	39	5	2	7	9-	8	39	3	5	8	0	25
Kennedy	25	2	9	11	6-	8	25	1	4	5	8-	6	18	0	3	3	4-	4	32	3	10	13	10-	10
Kinkaid	9	0	0	0	-	0	14	0	0	0	-	2	8	0	0	0	-	0	15	0	0	0	-	2
Larsson	41	3	8	11	10	37	41	0	7	7	5	40	41	1	6	7	6	44	41	2	9	11	9	33
Matteau	9	1	0	1	2-	2	11	0	0	0	7-	11	18	1	0	1	8-	13	2	0	0	0	1-	0
Merrill	24	0	2	2	9-	16	23	1	2	3	6-	12	31	0	2	2	4-	16	16	1	2	3	11-	12
Moore	37	2	5	7	7-	8	36	2	10	12	5-	20	40	3	7	10	3-	14	33	1	8	9	9-	14
Mozik	4	0	0	0	0	2	3	0	0	0	0	2	0	0	0	0	-	0	7	0	0	0	0	4
O'Brien	1	0	0	0	1-	2	3	0	0	0	3-	0	0	0	0	0	-	0	4	0	0	0	4-	2
O'Neill	11	0	0	0	2-	4	11	0	2	2	1-	4	22	0	2	2	3-	8	0	0	0	0	-	0
Palmieri	41	16	10	26	1-	16	41	14	17	31	4	23	41	17	13	30	5	25	41	13	14	27	2-	14
Pietila	3	0	0	0	0	2	4	1	1	2	0	0	0	0	0	0	-	0	7	1	1	2	0	2
Ruutu	16	0	1	1	3-	6	17	0	0	0	4-	2	9	0	0	0	0	4	24	0	1	1	7-	4
Santini	1	0	0	0	2	2	0	0	0	0	-	0	0	0	0	0	-	0	1	0	0	0	2	2
Schlemko	34	3	6	9	13-	10	33	3	7	10	9-	6	34	4	5	9	5-	10	33	2	8	10	17-	6
Schneider	30	0	0	0	-	0	28	0	0	0	-	0	34	0	0	0	-	0	24	0	0	0	-	0
Severson	39	1	12	13	1-	8	33	0	8	8	7-	24	40	1	10	11	2-	22	32	0	10	10	6-	10
Sislo	8	2	0	2	0	2	10	1	1	2	2-	2	4	0	0	0	1	0	14	3	1	4	3-	4
Smith-Pelly	8	4	1	5	3-	2	10	4	4	8	1	6	0	0	0	0	-	0	18	8	5	13	1-	8
Stempniak	32	8	16	24	1	10	31	8	9	17	0	24	41	9	20	29	2	22	22	7	5	12	1	12
Thompson	1	0	0	0	0	0	2	0	0	0	1-	0	0	0	0	0	-	0	3	0	0	0	0	0
Tracy	16	1	1	2	2-	4	14	1	2	1	2	1	29	2	2	4	1-	6	1	0	0	0	0	0
Tuoto	33	1	5	6	13-	69	33	3	0	3	13-	33	40	5	5	8	18-	59	26	1	0	1	8-	43
Warsofsky	3	0	1	1	2-	0	7	0	0	0	1-	2	0	0	0	0	-	0	10	0	1	1	3-	2
Wedgewood	2	0	0	0	-	0	2	0	0	0	-	0	0	0	0	0	-	0	4	0	0	0	0	0
Wood	1	0	0	0	0	0	0	0	0	0	-	0	0	0	0	0	-	0	1	0	0	0	0	0
Zacha	1	0	2	2	4	0	0	0	0	0	-	0	0	0	0	0	-	0	1	0	2	2	4	0
Zajac	36	4	15	19	3	10	38	10	13	23	0	15	33	6	12	18	7	10	41	8	16	24	4-	15

## GOALTENDERS

	GPI	MINS	AVG	W	L	OT	EN	SO	GA	SA	SPCTG
<b>HOME</b>											
Yann Danis	0	0	0	0	0	0	0	0	0	0	.000
Keith Kinkaid	9	539	2.45	5	4	0	3	1	22	246	.911
Cory Schneider	30	1813	2.22	13	13	4	4	1	67	778	.914
Scott Wedgewood	2	122	0.98	1	0	1	0	0	2	54	.963
<b>AWAY</b>											
Yann Danis	2	51	4.71	0	1	0	0	0	4	18	.778
Keith Kinkaid	14	702	3.08	4	5	1	4	1	36	323	.900
Cory Schneider	28	1599	2.06	14	12	2	2	3	55	819	.933
Scott Wedgewood	2	119	1.52	1	1	0	0	1	3	62	.952
<b>1ST HALF</b>											
Yann Danis	0	0	0.00	0	0	0	0	0	0	0	.000
Keith Kinkaid	14	448	2.41	3	3	0	4	0	18	190	.905
Cory Schneider	35	2032	2.06	17	12	5	1	3	70	965	.927
Scott Wedgewood	0	0	0.00	0	0	0	0	0	0	0	.000
<b>2ND HALF</b>											
Yann Danis	2	51	4.71	0	1	0	0	0	4	18	.778
Keith Kinkaid	15	793	3.02	6	4	1	3	2	40	415	.904
Cory Schneider	23	1380	2.21	9	14	1	5	1	51	631	.919
Scott Wedgewood	4	241	1.25	2	1	1	0	1	5	116	.957

## ALL-TIME MULTIPLE-POINT GAMES

	2PT	3PT	4PT	5PT	6PT	TOTAL
Patrik Elias	177	62	8	4	0	251
John MacLean	123	34	10	2	0	169
Kirk Muller	91	35	3	4	1	134
Scott Gomez	87	26	2	3	0	118
Petr Sykora	82	20	3	0	0	105
Aaron Broten	72	21	4	3	0	100
Bobby Holik	83	14	2	0	0	99
Zach Parise	74	16	7	0	0	97
Scott Niedermayer	89	7	0	0	0	96
Jamie Langenbrunner	74	15	0	0	0	89

## SEASON LEADERS

2-POINT GAMES	3-POINT GAMES	4-POINT GAMES	5-POINT GAMES	TOTAL					
Parise (2009-10).....	20	Muller (1987-88).....	10	MacLean (1990-91).....	4	Gomez (2003-04).....	2	Parise (2008-09).....	26
Gionta (2005-06).....	20	Kovalchuk (2011-12).....	8	Parise (2008-09).....	3	Parise (2008-09).....	1	Gionta (2005-06).....	26
Sykora (1998-99).....	20	Broten, A. (1986-87).....	8	Elias (2000-01).....	3	Gomez (2005-06).....	26	Gomez (2005-06).....	26
Four players with.....	18	Five players with.....	7	Stevens (1993-94).....	3	Muller (1986-87).....	1	Muller (1987-88).....	26



## DIVISIONAL SCORING

PLAYER	HOME					AWAY					1ST HALF					2ND HALF								
	GP	G	A	PTS	+/-	PIM	GP	G	A	PTS	+/-	PIM	GP	G	A	PTS	+/-	PIM	GP	G	A	PTS	+/-	PIM
Blاندisi	18	3	3	6	9-	18	9	1	3	4	3-	12	7	0	4	4	1-	2	7	1	2	3	1-	2
Boucher	18	3	7	10	2-	0	8	1	1	2	9-	2	5	1	0	1	2-	4	8	3	3	6	0	0
Cammalleri	14	5	8	13	4	4	13	4	8	12	10	6	7	1	3	4	1	4	8	4	5	9	0	4
Danis	1	0	0	0	-	0	0	0	0	0	-	0	0	0	0	0	-	0	1	0	0	0	0	0
Elias	4	0	2	2	1	2	10	2	4	6	5	8	1	0	0	0	1-	0	1	0	0	0	0	0
Farnham	20	4	1	5	0	34	12	1	1	2	3	28	9	2	0	2	1	17	9	1	0	1	0	13
Gellinas	14	1	3	4	9-	4	11	0	1	1	0	6	4	0	1	1	1	4	5	0	0	0	1	2
Giordani	30	1	1	2	13-	16	24	0	5	0	0	21	14	0	2	2	0	2	14	0	0	0	0	4
Graganani	0	0	0	0	-	0	1	0	0	0	0	0	3	0	0	0	2-	0	0	0	0	0	-	0
Greene	30	1	5	6	3	8	24	1	3	4	4-	8	14	0	1	1	4	2	14	2	0	2	4	8
Helgeson	10	0	1	1	3-	4	3	0	0	0	0	2	1	0	0	0	0	0	5	0	0	0	2-	11
Henrique	29	9	7	16	0	6	23	0	8	18	6	10	14	7	2	9	1	5	14	4	3	7	3	2
Josefson	23	1	4	5	9-	6	17	2	3	5	5-	4	9	1	2	3	3-	0	9	0	1	1	4-	10
Kalinin	28	1	1	2	5-	17	24	5	1	6	2-	8	12	1	4	5	2	4	14	1	1	2	4-	4
Kennedy	18	2	5	7	10-	2	16	0	2	2	4-	6	8	0	3	3	3-	4	8	1	3	4	3	2
Kinkaid	7	0	0	0	-	0	4	0	0	0	-	0	5	0	0	0	-	0	7	0	0	0	-	2
Larsson	30	1	2	3	5	27	24	0	5	5	1-	18	14	0	3	3	4	11	14	2	5	7	7	21
Matteau	7	1	0	1	4-	9	7	0	0	0	4-	2	4	0	0	0	1-	0	2	0	0	0	0	2
Merrill	17	0	1	1	8-	8	11	0	1	1	4-	4	13	1	2	3	1-	12	6	0	0	0	2-	4
Moore	27	1	6	7	8-	10	23	1	5	6	4	6	9	1	3	4	6-	8	14	1	1	2	2-	4
Mozik	4	0	0	0	1-	4	3	0	0	0	1	0	0	0	0	0	0	-	0	0	0	0	-	0
O'Brien	0	0	0	0	-	0	1	0	0	0	1-	2	3	0	0	0	3-	0	0	0	0	0	-	0
O'Neill	7	0	1	1	2-	0	5	0	0	0	1-	6	4	0	0	0	0	6	0	1	1	0	2	
Palmieri	30	13	9	22	4	17	24	8	9	17	1-	8	14	6	6	12	0	2	14	3	3	6	0	12
Pietila	3	0	1	1	0	0	4	1	0	1	0	2	0	0	0	0	-	0	0	0	0	0	-	0
Ruutu	12	0	0	0	4-	2	8	0	1	1	1	2	7	0	0	0	2-	2	6	0	0	0	2-	2
Santini	0	0	0	0	-	0	1	0	0	0	2	4	0	0	0	0	-	0	0	0	0	0	-	0
Schlemko	23	3	1	4	12-	4	18	3	5	8	1-	4	13	0	5	5	3-	6	13	0	2	2	6-	2
Schneider	21	0	0	0	-	0	20	0	0	0	-	0	10	0	0	0	-	0	7	0	0	0	-	0
Severson	25	0	9	9	5-	6	23	1	4	5	3-	14	13	0	4	4	0	6	11	0	3	3	0	6
Sislo	5	0	0	0	2-	2	8	1	0	1	1	0	2	2	2	0	1	0	3	0	1	1	2-	2
Smith-Pelly	6	1	2	3	5-	0	6	1	2	3	3-	4	3	4	2	6	4	0	3	1	2	3	3	0
Stempniak	23	4	8	12	5	14	18	7	6	13	0	10	11	4	2	6	0	2	11	1	9	10	0	8
Thompson	0	0	0	0	-	0	1	0	0	0	1	2	2	0	0	0	1-	0	0	0	0	0	-	0
Tlusty	8	0	2	2	0	4	11	1	0	1	2	5	5	1	0	1	-	0	6	0	0	0	1-	0
Tootoo	25	1	1	2	13-	41	18	2	2	4	2-	16	12	0	1	1	5-	21	11	1	1	2	6-	24
Warsofsky	4	0	0	0	2-	0	2	0	1	1	1-	0	1	0	0	0	1	0	0	0	0	0	1-	2
Wedgewood	4	0	0	0	-	0	0	0	0	0	0	0	0	0	0	0	-	0	0	0	0	0	-	0
Wood	0	0	0	0	-	0	1	0	0	0	0	0	0	0	0	0	-	0	0	0	0	0	-	0
Zacha	0	0	0	0	-	0	1	0	2	2	4	0	0	0	0	0	-	0	0	0	0	0	-	0
Zajac	28	6	10	16	7	6	19	3	7	10	6-	6	14	2	4	6	1	4	13	3	7	10	1	9

## GOALTENDERS

METROPOLITAN DIVISION			GPI	MINS	AVG	W	L	OT	EN	SO	GA	SA	SPCTG
Yann Danis	1	37	4.90	0	1	0	0	0	0	3	15	.800	
Keith Kinkaid	7	332	3.61	2	2	0	1	0	20	159	.874		
Cory Schneider	21	1192	2.37	7	12	2	2	1	47	534	.912		
Scott Wedgewood	4	241	1.25	2	1	1	0	1	5	116	.957		
ATLANTIC DIVISION			GPI	MINS	AVG	W	L	OT	EN	SO	GA	SA	SPCTG
Yann Danis	0	0	0.00	0	0	0	0	0	0	0	0	.000	
Keith Kinkaid	4	243	2.22	1	2	1	1	0	9	140	.936		
Cory Schneider	20	1220	2.16	10	7	3	3	2	44	599	.927		
Scott Wedgewood	0	0	0.00	0	0	0	0	0	0	0	0	.000	
CENTRAL DIVISION			GPI	MINS	AVG	W	L	OT	EN	SO	GA	SA	SPCTG
Yann Danis	0	0	0.00	0	0	0	0	0	0	0	0	.000	
Keith Kinkaid	5	255	3.06	2	2	0	4	0	13	126	.897		
Cory Schneider	10	576	2.08	5	5	0	1	0	20	256	.922		
Scott Wedgewood	0	0	0.00	0	0	0	0	0	0	0	0	.000	
PACIFIC DIVISION			GPI	MINS	AVG	W	L	OT	EN	SO	GA	SA	SPCTG
Yann Danis	1	14	4.37	0	0	0	0	0	0	1	3	.667	
Keith Kinkaid	7	411	2.34	4	3	0	1	2	16	180	.911		
Cory Schneider	7	424	1.56	5	1	1	0	1	11	208	.947		
Scott Wedgewood	0	0	0.00	0	0	0	0	0	0	0	0	.000	

## PENALTY BREAKDOWN

	MINORS	MAJORS	MISC.	TOTAL	PIM
Ken Daneyko	717	123	47	887	2519
John MacLean	409	30	20	459	1168
Scott Stevens	371	23	15	409	1007
Randy McKay	234	138	26	398	1418
Bobby Holik	374	7	8	389	863

## SEASON LEADERS

MINORS	MAJORS	MISCONDUCTS	TOTAL PENALTIES				
Cirella (1987-88).....	78	Oliva (1997-98).....	33	Maley (1988-89).....	9	Daneyko (1988-89).....	92
Verbeek (1987-88).....	71	Three players with.....	28	Korn (1988-89).....	9	Daneyko (1987-88).....	85
Daneyko (1988-89).....	69			Three players with.....	7	Two players with.....	84

<b>PRE-SEASON</b>			
<b>DATE</b>	<b>PLAYER</b>	<b>FROM/TO</b>	<b>INJURY/GAMES MISSED</b>
09/20	Patrik Elias	09/20-10/02	Right knee, seven pre-season games and 20 regular-season games missed
<b>REGULAR-SEASON</b>			
10/13	John Moore	10/13	Right arm, one game missed
10/16	Travis Zajac	10/16	Lower body, one game missed
10/18	Jon Merrill	10/18-20	Illness, two games missed
10/18	Tuomo Ruutu	10/18-12/15	Right foot fracture, 27 games missed
10/31	Jiri Tlustý	10/31-11/03	Shoulder, two games missed
11/14	Stefan Matteau	11/14	Illness, one game missed
11/22	David Schlemko	11/22-12/03	Lower body, six games missed
11/22	Jiri Tlustý	11/22-12/08	Upper body, nine games missed
12/04	Travis Zajac	12/04-17	Upper body, seven games missed
12/11	Bobby Farnham	12/11-26	Upper body, eight games missed
12/11	Adam Henrique	12/11-13	Lower body, two games missed
12/22	Patrik Elias	12/22-04/02	Right knee, 45 games missed
12/29	Jacob Josefson	12/29-01/19	Foot-lower body, 11 games missed
12/29	Tuomo Ruutu	12/29-30	Illness, two games missed
01/02	Michael Cammalleri	01/02-16	Right hand, eight games missed
01/06	Tyler Kennedy	01/06-08	Upper body, two games missed
01/06	David Schlemko	01/06-08	Lower body, two games missed
01/08	John Moore	01/08-14	Lower body, four games missed
01/08	Tuomo Ruutu	01/08-12	Lower body, three games missed
01/10	Jiri Tlustý	01/10-04/09	Right wrist, 40 games missed
01/14	Jordin Tootoo	01/14	Sinus, one game missed
01/19	Jon Merrill	01/19-02/16	Upper body, 12 games missed
01/23	Sergey Kalinin	01/23	Illness, one game missed
01/23	John Moore	01/23-02/02	Lower body, three games missed
02/02	Michael Cammalleri	02/02-04/09	Right hand, 32 games missed
02/13	Stefan Matteau	02/13-26	Facial fracture, eight games missed
02/26	Jacob Josefson	02/26	Illness, one game missed
03/04	David Warsofsky	03/04-06	Lower body, two games missed
03/06	Jacob Josefson	03/06-31	Upper body, 12 games missed
03/06	Cory Schneider	03/06-29	Right knee, 11 games missed
03/10	Jon Merrill	03/10-14	Maintenance, three games missed
03/10	Tuomo Ruutu	03/10	Maintenance, one game missed
03/10	Damon Severson	03/10-14	Maintenance, three games missed
03/12	Jordin Tootoo	03/12-04/09	Right wrist, 14 games missed
03/19	David Schlemko	03/19-31	Upper body, seven games missed
03/20	Jon Merrill	03/20-04/09	Shoulder, 10 games missed
03/20	John Moore	03/20	Left leg, one game missed
03/24	Tyler Kennedy	03/24-29	Upper body, four games missed
03/31	Tuomo Ruutu	03/31-04/07	Maintenance, four games missed
04/02	Bobby Farnham	04/02-05	Maintenance, two games missed
04/05	Joseph Blandisi	04/05	Lower body, one game missed
04/07	Tyler Kennedy	04/07	Maintenance, one game missed
04/09	Joseph Blandisi	04/09	Lower body, one game missed
04/09	Bobby Farnham	04/09	Maintenance, one game missed

Total Regular-Season Man-Games Lost to Injury/Illness: 339

## BABES AND SENIORS

### The Youngest Devils

<b>Name</b>	<b>Age (Years, Months, Days)</b>
Scott Niedermayer	18 years, 1 month, 15 days
Craig Wolanin	18 years, 2 months, 13 days
Kirk Muller	18 years, 8 months, 4 days
Brendan Shanahan	18 years, 8 months, 16 days
Pat Verbeek	18 years, 9 months, 21 days
John MacLean	18 years, 10 months, 15 days
Adam Larsson	18 years, 10 months, 26 days
Stefan Matteau	18 years, 10 months, 28 days
Petr Sykora	18 years, 11 months, 9 days
Pavel Zacha	19 years, 0 months, 3 days

### The Eldest Devils

<b>Name</b>	<b>Age (Years, Months, Days)</b>
Igor Larionov	43 years, 4 months, 7 days
Jaromir Jagr	43 years, 0 months, 10 days
Tommy Albelin	41 years, 11 months, 23 days
Martin Brodeur	41 years, 11 months, 7 days
Brendan Shanahan	40 years, 3 months, 5 days
Patrik Elias	39 years, 11 months, 27 days
Johan Hedberg	39 years, 11 months, 21 days
Scott Stevens	39 years, 9 months, 6 days
Ken Daneyko	39 years, 1 month, 23 days
Steve Sullivan	38 years, 9 months, 21 days

Age determined at first game played for youngest Devils, last game (regular season or playoffs) for eldest.

## TRAINING CAMP

Date	Player	To/From
09/17	Training Camp starts	
52 skaters + 6 goaltenders with	<i>Devis</i>	
09/23	Baddock	To Edmonton, WHL
	Blackwood	To Barrie, OHL
	Chatham	To Flint, OHL
	Jacobs	To Sarnia, OHL
	Rehill	To Kamloops, WHL
	Speers	To Sault Ste. Marie, OHL
	White	To Sault Ste. Marie, OHL
	Goulet	Released from ATO
45 + 5	<i>with Devils</i>	
09/24	Black, Danis,	To Albany, AHL
	Kelly, McKelvie	
	Pelley, Sweeney,	
	Thomson	
	Johnson	To Albany, AHL/not in camp
39 + 4	<i>with Devils</i>	
09/27	Appleby, Blandisi,	To Albany, AHL
	Burlon, Coleman	
	Hrabarenka,	
	Kujawinski,	
	Letourneau-Leblond,	
	Lorito, Mozik,	
	O'Brien, Pietila,	
	Scarlett, Sislo,	
	Thompson,	
	Wedgewood	
	Quenneville	To Brandon, WHL
25 + 2	<i>with Devils</i>	
10/03	Gragnani	Placed on waivers
	Kennedy	Released from tryout
	Stempniak	Signs/in camp
24 + 2	<i>with Devils</i>	
10/04	Gragnani	Clears Waivers/to Albany, AHL
23 + 2	<i>with Devils</i>	
10/05	Appleby	Signs/in Albany, AHL
23 + 2	<i>with Devils</i>	
10/06	Elias	Injured, non-roster
	Helgeson	To Albany, AHL
	Zacha	To Sarnia, OHL
	O'Neill	From, Los Angeles
	Clowe	To Injured Reserve/not in camp
21 + 2	<i>with Devils</i>	

## REGULAR-SEASON

Date	Player	To/From
10/13	Boucher	To Albany, AHL
	Danis	From Albany, AHL (emer.)
20 + 3	<i>with Devils</i>	
10/14	Danis	To Albany, AHL
	Boucher	From Albany, AHL
21 + 2	<i>with Devils</i>	
10/21	Boucher	To Albany, AHL
20 + 2	<i>with Devils</i>	
10/26	Farnham	Claimed on waivers from Pittsburgh, NHL
21 + 2	<i>with Devils</i>	
10/27	Ruutu	To Injured Reserve (retro 10/16)
20 + 2	<i>with Devils</i>	
11/25	Elias	Activated
21 + 2	<i>with Devils</i>	
11/27	Tlusty	To Injured Reserve (retro 11/20)
	Kennedy	Signs
21 + 2	<i>with Devils</i>	
12/10	Zajac	To Injured Reserve (retro 12/03)
	Blandisi	From Albany, AHL
21 + 2	<i>with Devils</i>	
12/11	Farnham	To Injured Reserve (retro 12/08)
	Tlusty	From Injured Reserve
21 + 2	<i>with Devils</i>	
12/16	Blandisi	To Albany, AHL
	O'Neill	Placed on Waivers
20 + 2	<i>with Devils</i>	
12/17	O'Neill	Clears waivers/to Albany, AHL
	Ruutu	From Injured Reserve
20 + 2	<i>with Devils</i>	
12/19	Zajac	From Injured Reserve
21 + 2	<i>with Devils</i>	
12/29	Elias	To Injured Reserve (retro 12/21)
	Farnham	From Injured Reserve
21 + 2	<i>with Devils</i>	
12/30	Josefson	To Injured Reserve
	Sislo	From Albany, AHL
	Blackwood	Signs Contract (In Barrie, OHL)
21 + 2	<i>with Devils</i>	
01/07	Cammalleri	To Injured Reserve (retro 12/30)
20 + 2	<i>with Devils</i>	
01/08	Ruutu	To Injured Reserve (retro 01/06)
	Sislo	To Albany, AHL
	O'Brien, Thompson	From Albany, AHL
	Gragnani	From Albany, AHL (emer.)
21 + 2	<i>with Devils</i>	
01/09	Tlusty	To Injured Reserve
	Blandisi	From Albany, AHL
21 + 2	<i>with Devils</i>	

## REGULAR-SEASON (cont.)

Date	Player	To/From
01/14	Thompson	To Albany, AHL
	Ruutu	From Injured Reserve
21 + 2	<i>with Devils</i>	
01/15	Gragnani	To Albany, AHL
	O'Brien	
	Boucher	From Albany, AHL
	O'Neill	
21 + 2	<i>with Devils</i>	
01/19	Merrill	To Injured Reserve (retro 01/16)
	Cammalleri	From Injured Reserve
21 + 2	<i>with Devils</i>	
01/20	O'Neill	To Albany, AHL
20 + 2	<i>with Devils</i>	
01/21	Josefson	From Injured Reserve
21 + 2	<i>with Devils</i>	
01/22	Moore	To Injured Reserve
	Helgeson	From Albany, AHL
21 + 2	<i>with Devils</i>	
01/26	Kalinin	To Albany, AHL
	Gragnani	From Albany (emer.)
21 + 2	<i>with Devils</i>	
01/27	Blandisi	To Albany, AHL
	Boucher	
	Gragnani	
	Helgeson	
	Kalinin	From Albany, AHL
18 + 2	<i>with Devils</i>	
02/01	Cammalleri	To Injured Reserve (retro 01/26)
	Blandisi	From Albany, AHL
	Boucher	
	Helgeson	
20 + 2	<i>with Devils</i>	
02/04	Moore	From Injured Reserve
21 + 2	<i>with Devils</i>	
02/19	Matteau	To Injured Reserve (retro 02/12)
	Merrill	From Injured Reserve
21 + 2	<i>with Devils</i>	
02/27	Helgeson	To Albany, AHL
	Matteau	From Injured Reserve/ To Albany, AHL (cond.)
20 + 2	<i>with Devils</i>	
02/29	Matteau	From Albany, AHL
	Gelinias	To Colorado, NHL
	Stempniak	To Boston, NHL
	Matteau	To Montreal, NHL
	Smith-Pelly	From Montreal, NHL
	Warsofsky	Claimed on Waivers from Pittsburgh, NHL
	Blandisi	To/From Albany, AHL
	Boucher	
	Severson	
20 + 2	<i>with Devils</i>	
03/05	Danis	From Albany, AHL (emer.)
20 + 3	<i>with Devils</i>	
03/08	Helgeson	From Albany, AHL (emer.)
	Sislo	
	Lappin	Signs/to Albany, AHL
22 + 3	<i>with Devils</i>	
03/18	O'Neill	From Albany, AHL (emer.)
23 + 3	<i>with Devils</i>	
03/20	Danis	To Albany, AHL
	Mozik	From Albany, AHL (emer.)
	Wedgewood	
24 + 3	<i>with Devils</i>	
03/21	O'Neill	To Albany, AHL
23 + 3	<i>with Devils</i>	
03/23	Pietila	From Albany, AHL (emer.)
24 + 3	<i>with Devils</i>	
03/28	Schneider	To Injured Reserve (retro 03/04)
		To Albany, (AHL) (cond.)
24 + 2	<i>with Devils</i>	
03/29	Schneider	From Albany, AHL
24 + 2	<i>with Devils</i>	
03/30	Wedgewood	To Albany, AHL
	Schneider	From Injured Reserve
24 + 2	<i>with Devils</i>	
04/04	Helgeson	To Albany, AHL
23 + 2	<i>with Devils</i>	
04/05	Elias	From Injured Reserve
24 + 2	<i>with Devils</i>	
04/06	Sislo	Placed on Waivers
24 + 2	<i>with Devils</i>	
04/07	Sislo	Clears Waivers/to Albany, AHL
23 + 2	<i>with Devils</i>	
04/08	Sislo	To Albany, AHL
	Pietila	
	Mozik	
	Zacha	From Sarnia/to Albany/to NJ
	Santini	Signed/to New Jersey
	Wood	
	Jacobs	Signed/to Albany
23 + 2	<i>with Devils</i>	

2015-16	GP	W	L	GS	ST	S%	GA	SA	SV%
Home	4	1	3	5	15	33	7	14	.500
Away	4	1	3	3	15	20	5	15	.667
Total	8	2	6	8	30	27	12	29	.586

Goaltender	GP	W	L	SA	GA	SV%	Player	G	S	GDG	Shot%
C. Schneider	7	2	5	26	11	.577	J. Josefson	3	7	0	42.9
K. Kinkaid	1	0	1	3	1	.667	M. Cammalleri	2	6	1	33.3
							A. Henrique	1	4	0	25.0
							R. Boucher	1	2	0	50.0
							L. Stempniak	1	6	1	6.7
							P. Elias	0	2	0	0.0
							D. Schlemko	0	1	0	0.0
							J. Blandisi	0	1	0	0.0
							K. Palmieri	0	1	0	0.0

**October 16, 2015; San Jose 2 @ New Jersey 1**

Team	Shooter	Goaltender	Result	V-H
NJ	Henrique	Jones	GOAL	0-1
SJ	Pavelski	Schneider	Goal	1-1
NJ	Josefson	Jones	Save	1-1
<b>SJ</b>	<b>Burns</b>	<b>Schneider</b>	<b>Goal</b>	<b>2-1</b>
NJ	Cammalleri	Jones	Miss	2-1

**October 22, 2015; New Jersey 5 @ Ottawa 4**

Team	Shooter	Goaltender	Result	V-H
Ott.	Ryan	Schneider	Goal	0-1
NJ	Henrique	Hammond	Save	0-1
Ott.	Turris	Schneider	SAVE	0-1
NJ	Josefson	Hammond	GOAL	1-1
Ott.	Zibanejad	Schneider	SAVE	1-1
NJ	Cammalleri	Hammond	Save	1-1
Ott.	Stone	Schneider	SAVE	1-1
<b>NJ</b>	<b>Stempniak</b>	<b>Hammond</b>	<b>GOAL</b>	<b>2-1</b>

**October 31, 2015; NY Islanders 2 @ New Jersey 3**

Team	Shooter	Goaltender	Result	V-H
NYI	Nielsen	Schneider	Goal	1-0
NJ	Henrique	Halak	Save	1-0
NYI	Okposo	Schneider	Save	1-0
NJ	Josefson	Halak	GOAL	1-1
NYI	Clutterbuck	Schneider	SAVE	1-1
NJ	Stempniak	Halak	Miss	1-1
NYI	Bailey	Schneider	MISS	1-1
<b>NJ</b>	<b>Cammalleri</b>	<b>Halak</b>	<b>GOAL</b>	<b>1-2</b>

**November 27, 2015; Montreal 3 @ New Jersey 2**

Team	Shooter	Goaltender	Result	V-H
Mtl.	Galchenyuk	Schneider	Goal	1-0
NJ	Cammalleri	Condon	Save	1-0
Mtl.	Desharnais	Schneider	SAVE	1-0
NJ	Josefson	Condon	GOAL	1-1
Mtl.	Pacioretty	Schneider	MISS	1-1
NJ	Stempniak	Condon	Miss	1-1
Mtl.	Eller	Schneider	SAVE	1-1
NJ	Henrique	Condon	Save	1-1
<b>Mtl.</b>	<b>Andrighetto</b>	<b>Schneider</b>	<b>Goal</b>	<b>2-1</b>
NJ	Elias	Condon	Save	2-1

**December 8, 2015; New Jersey 2 @ Toronto 3**

Team	Shooter	Goaltender	Result	V-H
Tor.	Parenteau	Schneider	SAVE	0-0
NJ	Stempniak	Sparks	Save	0-0
Tor.	Holland	Schneider	SAVE	0-0
NJ	Josefson	Sparks	Save	0-0
Tor.	Bozak	Schneider	Goal	0-1
NJ	Cammalleri	Sparks	GOAL	1-1
Tor.	Van Riemsdyk	Schneider	SAVE	1-1
NJ	Elias	Sparks	Save	1-1
<b>Tor.</b>	<b>Kadri</b>	<b>Schneider</b>	<b>Goal</b>	<b>1-2</b>
NJ	Schlemko	Sparks	Save	1-2

**December 20, 2014; New Jersey 1 @ Boston 2**

Team	Shooter	Goaltender	Result	V-H
<b>Bos.</b>	<b>Spooner</b>	<b>Schneider</b>	<b>Goal</b>	<b>0-1</b>
NJ	Stempniak	Gustavsson	Save	0-1
Bos.	Talbot	Schneider	SAVE	0-1
NJ	Palmieri	Gustavsson	Miss	0-1
Bos.	Bergeron	Schneider	SAVE	0-1
NJ	Cammalleri	Gustavsson	Miss	0-1

**February 4, 2016; New Jersey 2 @ Toronto 3**

Team	Shooter	Goaltender	Result	V-H
Tor.	Holland	Kinkaid	SAVE	0-0
NJ	Boucher	Reimer	Miss	0-0
<b>Tor.</b>	<b>Parenteau</b>	<b>Kinkaid</b>	<b>Goal</b>	<b>0-1</b>
NJ	Josefson	Reimer	Miss	0-1
Tor.	Bozak	Kinkaid	SAVE	0-1
NJ	Stempniak	Reimer	Save	0-1

**February 6, 2016; Washington 3 @ New Jersey 2**

Team	Shooter	Goaltender	Result	V-H
NJ	Blandisi	Holtby	Miss	0-0
Wsh.	Oshie	Schneider	Goal	1-0
NJ	Josefson	Holtby	Save	1-0
Wsh.	Kuznetsov	Schneider	SAVE	1-0
NJ	Boucher	Holtby	GOAL	1-1
<b>Wsh.</b>	<b>Ovechkin</b>	<b>Schneider</b>	<b>Goal</b>	<b>2-1</b>

Game-determining goal in **bold**.

**2015-16 NHL SHOOTOUT DETAILS**

<b>Shootouts</b>	<b>Games</b>	<b>%</b>
107	1,230	8.70

<b>Goals</b>	<b>Attempts</b>	<b>%</b>
238	742	32.08

**Shots Needed To Decide**

# of Shots	Times Occurred
4	10
5	26
6	36
8	15
10	13
12	6
14	3
18	1
22	1



*Kyle Palmieri led New Jersey with a career-high 30g-27a-57pts & 11g-12a-23pts on the power play.*

RED CUP  
KEY 20

SEPTEMBER



**ALL-TIME RECORD**

	GP	W	L	O/T	OTL	PTS	GF	GA
<b>DEVILS</b>	30	16	12	2	0	34	81	76
at New Jersey	14	9	4	1	0	19	42	26
at Anaheim	16	7	8	1	0	15	39	50

**2015-16 SUMMARY**

	GP	W	L	OT	PTS	GF	GA	SF	SA	PIM	PP	SHG
NEW JERSEY	2	0	2	0	0	2	9	47	45	6	0-5, 0.0%	0
ANAHEIM	2	2	0	0	4	9	2	45	47	12	1-3, 33.3%	0

DATE	GAME#	RES	SCORE	LOCATION	GOALTENDERS	W/D GOAL
12/19/15	33	L	1-2	@ DEVILS	KINKAID/Andersen	Kesler
03/14/16	70	L	1-7	@ Anaheim	*DANIS/Andersen	Kesler

\* - Kinkaid replaced by Danis at 46:16.

**INDIVIDUAL SCORING vs. DUCKS**

PLAYER	2015-16						WITH DEVILS				CAREER						
	GP	G	A	PTS	+/-	PIM	S	GP	G	A	PTS	PIM	GP	G	A	PTS	PIM
BEAU BENNETT	1	0	0	0	1	0	2	-	-	-	-	-	3	0	0	0	0
JOSEPH BLANDISI	1	0	0	0	2-	0	1	1	0	0	0	0	1	0	0	0	0
REID BOUCHER	1	0	0	0	3-	0	2	2	0	0	0	0	2	0	0	0	0
MICHAEL CAMMALLERI	1	1	0	1	1	0	3	3	0	1	1	0	43	16	18	34	22
VERNON FIDDLER	3	0	1	1	1	2	4	-	-	-	-	-	46	5	12	17	42
LUKE GAZDIC	2	0	0	0	0	7	2	-	-	-	-	-	9	0	0	0	7
BRANDON GORMLEY	2	0	0	0	2-	2	1	-	-	-	-	-	2	0	0	0	0
ANDY GREENE	2	0	0	0	3-	2	1	11	1	3	4	2	11	1	3	4	2
TAYLOR HALL	5	1	2	3	1-	4	16	-	-	-	-	-	22	4	9	13	16
SETH HELGESON	1	0	0	0	1-	0	0	1	0	0	0	0	1	0	0	0	0
ADAM HENRIQUE	2	0	0	0	2	0	2	7	1	2	3	4	7	1	2	3	4
JACOB JOSEFSON	1	0	0	0	1-	0	0	3	0	0	0	0	3	0	0	0	0
SERGEY KALININ	2	0	0	0	2-	0	2	2	0	0	0	0	2	0	0	0	0
KEITH KINKAID	2	0	0	0	-	0	0	3	0	0	0	0	3	0	0	0	0
BEN LOVEJOY	2	0	0	0	0	0	0	-	-	-	-	-	4	0	1	1	0
JOHN MOORE	2	0	1	1	2-	0	2	2	0	1	1	0	12	0	2	2	0
KYLE PALMIERI	2	0	0	0	4-	2	7	2	0	0	0	2	2	0	0	0	2
DAMON SEVERSON	1	0	1	1	1	0	1	2	0	1	1	0	2	0	1	1	0
DEVANTE SMITH-PELLY	1	1	0	1	1	0	3	1	1	0	1	0	2	1	0	1	0
TRAVIS ZAJAC	2	0	0	0	4-	0	1	11	1	2	3	2	11	1	2	3	2

Also with career statistics vs. Ducks: JON MERRILL (3-0-0-0-2 with Devils/3-0-0-0-2 career); ROD PELLEY (2-0-1-1-0/2-0-1-1-0); CORY SCHNEIDER (3-0-0-0-2/11-0-0-0-2).

**GOALTENDING HISTORY vs. DUCKS**

GOALTENDER	2015-16					WITH DEVILS					CAREER				
	MIN	GA	SO	GAA	W L OT	MIN	GA	SO	GAA	W L OT	MIN	GA	SO	GAA	W L OT
KEITH KINKAID	105	8	0	4.57	0 2 0	145	12	0	4.97	0 3 0	145	12	0	4.97	0 3 0
CORY SCHNEIDER	-	-	-	-	-	141	6	0	2.56	0 1 1	481	20	2	2.49	4 3 1


YEAR	HOME		ROAD		TOTAL		GF-GA	SF-SA	PIM	PP/PK
	W-L-O/T	W-L-O/T	W-L-O/T	W-L-O/T						
1993-94	1-0-0	1-0-0	2-0-0	10-3	67-41	22-40	3-12/1-8			
1994-95	0-0-0	0-0-0	0-0-0	0-0	0-0	0-0	0-0/0-0			
1995-96	0-1-0	0-1-0	0-2-0	3-10	56-50	22-24	0-6/1-5			
1996-97	1-0-0	0-1-0	1-1-0	6-6	76-52	25-49	1-9/0-7			
1997-98	1-0-0	0-1-0	1-1-0	3-2	57-44	21-15	0-5/0-8			
1998-99	1-0-0	1-0-0	2-0-0	11-4	64-49	37-37	3-8/1-8			
1999-00	1-0-0	1-0-0	2-0-0	5-3	59-54	21-13	2-4/0-4			
2000-01	1-0-0	1-0-0	2-0-0	9-4	64-52	21-35	4-8/2-6			
2001-02	0-0-0	0-1-0	0-1-0	1-2	45-19	9-15	1-4/1-1			
2002-03	1-0-0	1-0-0	2-0-0	6-3	61-55	22-20	0-5/0-6			
2003-04	0-0-0	0-0-1	0-0-1	3-3	36-36	16-10	1-4/1-7			
2005-06	0-0-0	0-0-0	0-0-0	0-0	0-0	0-0	0-0/0-0			
2006-07	0-0-0	0-1-0	0-1-0	2-4	25-37	17-17	1-6/0-6			
2007-08	0-1-0	0-0-0	0-1-0	1-2	35-24	4-10	0-5/0-2			
2008-09	0-0-0	0-1-0	0-1-0	3-4	21-34	8-4	1-2/0-4			
2009-10	1-0-0	0-0-0	1-0-0	3-1	25-32	12-6	0-3/0-6			
2010-11	0-0-0	1-0-0	1-0-0	2-1	27-28	8-8	0-4/1-3			
2011-12	1-0-0	0-0-0	1-0-0	3-2	27-38	11-7	0-1/0-3			
2012-13	0-0-0	0-0-0	0-0-0	0-0	0-0	0-0	0-0/0-0			
2013-14	0-0-1	1-0-0	1-0-1	6-6	46-49	18-14	3-7/2-9			
2014-15	0-1-0	0-1-0	0-2-0	2-7	42-65	23-13	1-4/1-4			
2015-16	0-1-0	0-1-0	0-2-0	2-9	47-45	6-12	0-5/2-3			
<b>TOTALS</b>	<b>9-4-1</b>	<b>7-8-1</b>	<b>16-12-2</b>	<b>81-76</b>	<b>880-804</b>	<b>323-349</b>	<b>21-102/13-100</b>			

# ANAHEIM DUCKS

HONDA CENTER • ANAHEIM, CA  
(714) 940-2900 • Fax (714) 940-2953  
anaheimducks.com



**Executive Vice President & General Manager** ..... Bob Murray  
**Senior Vice President, Hockey Operations** ..... David McNab  
**Assistant to the General Manager** ..... Dave Baseggio  
**Head Coach** ..... Randy Carlyle  
**Assistant Coaches** ..... Trent Yawney, Paul MacLean, Rich Preston  
**Goaltending Coach** ..... Sudarshan Maharaj  
**Strength & Conditioning Coach** ..... Mark Fitzgerald  
**Head Athletic Trainer** ..... Joe Huff  
**Equipment Manager** ..... Doug Shearer  
**Director of Media & Communications** ..... Alex Gilchrist




**CARLYLE**

**2015-16 LEADERS**

**Goals** ..... Corey Perry, 34      **PIM** ..... Kevin Bieksa, 99  
**Assists** ..... Ryan Getzlaf, 50      **GAA** ..... John Gibson, 2.07  
**Points** ..... Ryan Getzlaf, 63      **Wins** ..... Frederik Andersen, 22  
**+/-** ..... Ryan Getzlaf, +14      **ShO** ..... John Gibson, 4

**OTHER INFORMATION**

**Leading Scorer vs. NJ** ..... Paul Kariya, 7g-6a-13pts  
**Leading Scorer vs. Ana.** ..... Bobby Holik, 7g-9a-16pts  
**Last Trade** ..... Devils obtained Kyle Palmieri for Florida's # 2 2015 Draft Pick (later traded to NY Rangers-Ryan Gropp), option of Florida's #3 or Minnesota's #3 2016 Draft Pick (06/27/15)  
**Stanley Cups** ..... 1 (2006-07)  
**2016-17 Schedule vs. Ana.** ..... Oct. 18 @ NJ; Nov. 17 @ Ana.



**GETZLAF**

**INDIVIDUAL SCORING vs. DEVILS**

PLAYER	2015-16							CAREER				
	GP	G	A	PTS	+/-	PIM	S	GP	G	A	PTS	PIM
KEVIN BIEKSA	1	0	1	1	1	2	2	9	0	3	3	4
JARED BOLL	1	1	0	1	1	0	2	9	2	0	2	12
ANDREW COGLIANO	2	1	2	3	3	2	3	11	1	5	6	4
SIMON DESPRES	1	0	1	1	2	0	0	13	1	5	6	6
CAM FOWLER	2	0	0	0	3	0	1	7	1	3	4	0
RYAN GARBUTT	2	0	0	0	0	4	2	5	0	0	0	6
RYAN GETZLAF	2	0	0	0	0	0	5	12	1	4	5	10
NATE GUENIN	1	0	0	0	1-	0	1	8	0	0	0	2
KORBINIAN HOLZER	2	0	2	2	0	0	1	6	0	2	2	0
RYAN KESLER	2	2	2	4	4	0	4	13	6	6	12	10
HAMPUS LINDHOLM	2	0	1	1	2	4	0	6	1	3	4	8
JOSH MANSON	2	0	2	2	1	0	3	2	0	2	2	0
COREY PERRY	2	1	1	2	2	0	6	12	4	4	8	4
RICKARD RAKELL	2	0	1	1	1	0	2	4	0	2	2	0
MASON RAYMOND	1	0	0	0	0	0	1	9	1	1	2	0
NICK RITCHIE	1	1	0	1	1	0	1	1	1	0	1	0
JAKOB SILFVERBERG	2	3	1	4	4	0	6	8	5	2	7	0
CLAYTON STONER	1	0	1	1	1	0	0	7	1	1	2	0
SAMI VATANEN	1	0	0	0	0	0	0	3	0	1	1	2
ANTOINE VERMETTE	2	0	0	0	2-	0	5	24	5	8	13	12

Also with career statistics vs. Devils: JONATHAN BERNIER (5-0-0-0-0); STU BICKEL (7-0-2-2-9); SHANE O'BRIEN (12-0-3-3-23); JEFF SCHULTZ (22-2-3-5-6); NATE THOMPSON (19-5-1-6-9); COREY TROPP (5-0-0-0-0).

**GOALTENDING HISTORY vs. DEVILS**

GOALTENDER	2015-16					CAREER						
	MIN	GA	SO	GAA	W L OT	MIN	GA	SO	GAA	W L OT		
JONATHAN BERNIER	-	-	-	-	- - -	5	12	0	2.30	2	2	1
JOHN GIBSON	-	-	-	-	- - -	60	1	0	1.00	1	0	0
DUSTIN TOKARSKI	-	-	-	-	- - -	65	2	0	1.85	0	0	1



**ALL-TIME RECORD**

DEVILS	GP	W	L	O/T	OTL	PTS	GF	GA
at New Jersey	61	22	31	8	0	52	178	191
at Arizona/Wpg.	31	8	20	3	0	19	79	107

**2015-16 SUMMARY**

	GP	W	L	OT	PTS	GF	GA	SF	SA	PIM	PP	SHG
NEW JERSEY	2	2	0	0	4	5	2	41	58	32	0-5, 0.0%	1
ARIZONA	2	0	1	1	1	2	5	58	41	22	1-10, 10.0%	0

DATE	GAME#	RES	SCORE	LOCATION	GOALTENDERS	W/D GOAL
10/20/15	6	Wo	3-2	@ DEVILS	SCHNEIDER/Smith	LARSSON
01/16/16	46	W	2-0	@ Arizona	SCHNEIDER/Linback	PALMIERI

**INDIVIDUAL SCORING vs. COYOTES/JETS**

PLAYER	2015-16						WITH DEVILS				CAREER						
	GP	G	A	PTS	+/-	PIM	S	GP	G	A	PTS	PIM	GP	G	A	PTS	PIM
BEAU BENNETT	1	0	0	0	0	0	2	-	-	-	-	-	3	0	0	0	4
JOSEPH BLANDISI	1	0	1	1	1	2	0	1	0	1	2	1	1	0	1	1	2
REID BOUCHER	1	1	0	1	1	0	2	2	1	0	1	0	2	1	0	1	0
MICHAEL CAMMALLERI	1	1	0	1	1	0	3	3	4	1	5	0	48	19	22	41	26
VERNON FIDDLER	3	0	0	0	1	0	5	-	-	-	-	-	32	2	6	1	8
LUKE GAZDIC	1	0	0	0	1	-	0	1	-	-	-	-	6	0	1	1	7
ANDY GREENE	2	0	0	0	2	2	2	10	0	2	2	2	10	0	2	2	2
TAYLOR HALL	5	2	0	2	2	2	25	-	-	-	-	-	22	8	12	20	10
ADAM HENRIQUE	2	0	0	0	1	0	2	7	2	1	3	0	7	2	1	3	0
JACOB JOSEFSON	1	0	1	1	0	0	0	4	0	2	2	0	4	0	2	2	0
SERGEY KALININ	2	0	0	0	1	2	0	2	0	0	0	2	2	0	0	0	2
BEN LOVEJOY	1	0	0	0	0	2	1	-	-	-	-	-	14	0	4	4	6
JON MERRILL	1	0	0	0	0	0	0	5	0	2	2	0	5	0	2	2	0
JOHN MOORE	2	0	0	0	0	0	1	2	0	0	0	0	11	0	2	2	7
KYLE PALMIERI	2	1	0	1	1	6	4	2	1	0	1	6	11	3	1	4	13
CORY SCHNEIDER	2	0	0	0	-	0	0	4	0	0	0	0	9	0	0	0	0
DAMON SEVERSON	2	0	0	0	2	0	2	3	0	2	2	0	3	0	2	2	0
DEVANTE SMITH-PELLY	1	0	0	0	1	-	0	-	-	-	-	-	11	0	4	4	4
TRAVIS ZAJAC	2	1	3	4	3	7	3	11	3	7	10	9	11	3	7	10	9

Also with career statistics vs. Coyotes/Jets: REID BOUCHER (1-0-0-0-0 with Devils/1-0-0-0-0 career); BRANDON GORMLEY (- - - - /2-0-0-0-2); ROD PELLEY (3-0-1-1-2/7-1-1-2-2); KARL STOLLERY (- - - - /2-0-0-0-2).

**GOALTENDING HISTORY vs. COYOTES/JETS**

GOALTENDER	2015-16						WITH DEVILS						CAREER									
	MIN	GA	SO	GAA	W	L	OT	MIN	GA	SO	GAA	W	L	OT	MIN	GA	SO	GAA	W	L	OT	
KEITH KINKAID	-	-	-	-	-	-	-	-	-	-	-	-	-	-	-	-	-	-	-	-	-	-
CORY SCHNEIDER	120	2	1	1.00	2	0	0	240	3	2	0.75	4	0	0	544	8	4	0.88	7	1	1	

YEAR	HOME			ROAD			TOTAL			GF-GA	SF-SA	PIM	PP/PK
	W-L-O/T	W-L-O/T	W-L-O/T	W-L-O/T	W-L-O/T	W-L-O/T	W-L-O/T	W-L-O/T					
1982-83	0-1-0	1-1-0	1-2-0	7-10	61-88	37-43	3-7/1-9						
1983-84	1-1-0	0-1-0	1-2-0	12-15	95-96	63-70	3-19/4-17						
1984-85	0-1-0	0-1-1	0-2-1	6-15	78-122	39-37	3-11/4-12						
1985-86	2-0-0	0-1-0	2-1-0	13-12	80-87	34-49	1-12/3-10						
1986-87	0-1-0	0-2-0	0-3-0	8-17	92-102	54-54	4-13/3-13						
1987-88	0-1-1	0-1-0	0-2-1	3-8	93-70	71-102	2-23/4-13						
1988-89	0-0-1	0-1-1	0-1-2	10-11	94-98	50-50	2-11/2-11						
1989-90	0-2-0	1-0-0	1-2-0	8-9	102-89	32-30	0-9/0-10						
1990-91	0-0-1	0-1-1	0-1-2	10-11	106-91	53-51	4-13/3-14						
1991-92	0-1-0	0-1-0	0-2-0	4-7	77-46	57-41	1-9/2-13						
1992-93	0-0-1	0-1-0	0-1-1	5-6	84-54	38-35	2-13/1-8						
1993-94	1-0-0	1-0-0	2-0-0	11-4	51-62	50-60	3-9/0-9						
1994-95	0-0-0	0-0-0	0-0-0	0-0	0-0	0-0	0-0/0-0						
1995-96	1-0-0	0-1-0	1-1-0	7-6	68-68	55-53	2-9/1-9						
1996-97	0-1-0	0-1-0	0-2-0	6-8	74-42	15-27	1-10/0-3						
1997-98	1-0-0	1-0-0	2-0-0	6-2	47-41	39-29	3-6/1-11						
1998-99	1-0-0	0-1-0	1-1-0	6-4	54-51	22-28	2-10/0-7						
1999-00	1-0-0	0-1-0	1-1-0	6-7	79-41	21-21	0-7/2-7						
2000-01	1-0-0	1-0-0	2-0-0	8-3	71-41	12-18	3-7/0-4						
2001-02	1-0-0	0-1-0	1-1-0	6-6	59-49	13-21	2-7/1-3						
2002-03	0-0-0	1-0-0	1-0-0	3-0	38-18	6-8	0-4/0-3						
2003-04	0-1-0	0-0-0	0-1-0	1-3	28-23	10-8	0-3/0-4						
2005-06	0-0-0	0-0-0	0-0-0	0-0	0-0	0-0	0-0/0-0						
2006-07	0-0-0	0-1-0	0-1-0	1-3	15-27	4-12	0-6/0-2						
2007-08	0-1-0	0-0-0	0-1-0	1-4	31-38	23-13	0-4/1-9						
2008-09	1-0-0	0-0-0	1-0-0	5-2	36-28	20-16	1-2/1-4						
2009-10	0-0-0	0-1-0	0-1-0	3-4	34-19	8-6	0-3/1-4						
2010-11	1-0-0	0-0-0	1-0-0	3-0	29-29	6-10	1-5/0-3						
2011-12	0-0-0	0-1-0	0-1-0	3-5	34-42	8-2	0-1/1-4						
2012-13	0-0-0	0-0-0	0-0-0	0-0	0-0	0-0	0-0/0-0						
2013-14	0-0-1	0-1-0	0-1-1	4-6	63-54	12-12	1-6/1-6						
2014-15	1-0-0	1-0-0	2-0-0	7-1	57-69	17-17	1-5/0-5						
2015-16	1-0-0	1-0-0	2-0-0	5-2	41-58	32-22	0-5/1-10						
<b>TOTALS</b>	<b>14-11-5</b>	<b>8-20-3</b>	<b>22-31-8</b>	<b>178-191</b>	<b>1871-1743</b>	<b>901-945</b>	<b>45-249/38-237</b>						




# ARIZONA COYOTES

GILA RIVER ARENA • GLENDALE, AZ  
(623) 772-3200 • Fax (623) 772-3201  
arizonacoyotes.com



COYOTES VS. DEVILS


**President of Hockey Operations** ..... Gary J. Drummond  
**General Manager** ..... John Chayka  
**Executive Vice President of Hockey Operations/Head Coach** ..... Dave Tippett  
**Assistant General Manager, Hockey Operations** ..... Chris O'Hearn  
**Associate Coach** ..... Jim Playfair  
**Assistant Coaches** ..... Newell Brown, John Slaney  
**Goaltending Coach** ..... Jon Elkin  
**Strength & Conditioning Coordinator** ..... J.P. Major  
**Head Athletic Trainer** ..... Jason Serbus  
**Head Equipment Manager** ..... Stan Wilson  
**Executive Vice President, Communications and Broadcasting** ..... Rich Nairn



**TIPPETT**

## 2015-16 LEADERS

**Goals** ..... Shane Doan, 28      **PIM** ..... Shane Doan, 98  
**Assists** ... Oliver Ekman-Larsson, 34      **GAA** ..... Mike Smith, 2.63  
**Points** ... Oliver Ekman-Larsson, 55      **Wins** ... L. Domingue, M. Smith, 14  
**+/-** ..... Anthony Duclair, +12      **ShO** ..... Mike Smith, 3



**DOAN**

## OTHER INFORMATION

**Leading Scorer vs. NJ** ..... Thomas Steen, 12g-19a-31pts  
**Leading Scorer vs. Ari/Wpg** ..... John MacLean, 13g-7a-20pts  
**Last Trade** ..... Devils obtained #2 (Steven Santini), #3 (Ryan Kujawinski)  
2013 Draft Picks for #2 2013 Draft Pick (Laurent Dauphin) (06/30/13)  
**Stanley Cups** ..... None  
**2016-17 Schedule vs. Ari** ..... Oct. 25 @ NJ; Mar. 11 @ Ari.

## INDIVIDUAL SCORING vs. DEVILS

PLAYER	GP	2015-16					S	GP	CAREER			
		G	A	PTS	+/-	PIM			G	A	PTS	PIM
DAVE BOLLAND	1	0	0	0	0	2	0	9	1	1	2	4
KEVIN CONNAUTON	2	0	0	0	1	2	6	4	0	0	0	2
KLAS DAHLBECK	1	0	0	0	0	0	0	3	0	0	0	0
SHANE DOAN	2	0	0	0	0	0	5	27	2	4	6	10
MAX DOMI	2	0	1	1	1-	0	1	2	0	1	1	0
ANTHONY DUCLAIR	2	1	0	1	0	0	3	2	1	0	1	0
O. EKMAN-LARSSON	2	0	1	1	3-	2	4	8	0	1	1	4
ALEX GOLIGOSKI	2	0	2	2	1-	4	0	22	2	6	8	10
MARTIN HANZAL	2	0	1	1	1-	0	4	8	3	6	9	6
JORDAN MARTINOOK	2	0	0	0	1-	0	2	3	0	0	0	0
JAMIE MCGINN	3	0	0	0	0	0	5	11	0	0	0	0
ZBYNEK MICHALEK	2	0	0	0	1-	0	3	20	1	5	6	13
CONNOR MURPHY	2	0	0	0	2-	0	0	5	0	0	0	0
BRAD RICHARDSON	2	0	0	0	1-	7	4	10	0	1	1	9
TOBIAS RIEDER	2	0	0	0	2-	0	7	4	0	1	1	0
MIKE SMITH	1	0	0	0	-	0	0	7	0	0	0	0
LUKE SCHENN	4	1	0	1	1-	0	3	29	1	5	6	13
MICHAEL STONE	2	0	1	1	1	2	5	6	0	1	1	6
RYAN WHITE	3	1	1	2	2	2	5	10	3	2	5	8

Also with career statistics vs. Devils: JUSTIN PETERS (2-0-0-0-0); JARRED TINORDI (1-0-1-1-0).

## GOALTENDING HISTORY vs. DEVILS

GOALTENDER	MIN	2015-16					MIN	CAREER					
		GA	SO	GAA	W	L		OT	GA	SO	GAA	W	L
LOUIS DOMINGUE	-	-	-	-	-	-	-	-	-	-	-	-	-
JUSTIN PETERS	-	-	-	-	-	-	59	2	0	2.02	1	0	0
MIKE SMITH	60	3	0	3.00	0	0	489	22	0	2.70	3	2	3



### ALL-TIME RECORD

DEVILS	GP	W	L	O/T	OTL	PTS	GF	GA
at New Jersey	118	44	53	19	2	109	314	374
at Boston	58	24	26	8	0	56	145	168
	60	20	27	11	2	53	169	206

### 2015-16 SUMMARY

	GP	W	L	OT	PTS	GF	GA	SF	SA	PIM	PP	SHG
NEW JERSEY	3	1	1	1	3	4	7	65	110	31	2-9, 22.2%	0
BOSTON	3	2	1	0	4	6	2	70	50	25	1-6, 16.7%	0

DATE	GAME#	RES	SCORE	LOCATION	GOALTENDERS	W/D GOAL
12/20/15	34	Ls	1-2	@ Boston	SCHNEIDER/Gustavsson	Spooner
01/08/16	42	L	1-4	@ DEVILS	SCHNEIDER/Gustavsson	Spooner
03/29/16	77	W	2-1	@ DEVILS	KINKAID/Rask	BOUCHER

### INDIVIDUAL SCORING vs. BRUINS

PLAYER	2015-16						WITH DEVILS					CAREER					
	GP	G	A	PTS	+/-	PIM	S	GP	G	A	PTS	PIM	GP	G	A	PTS	PIM
JOSEPH BLANDISI	1	0	0	0	0	0	0	1	0	0	0	0	1	0	0	0	0
REID BOUCHER	1	1	1	2	1	-	0	1	1	1	2	0	1	1	1	2	0
MICHAEL CAMMALLERI	1	0	0	0	0	0	3	4	0	3	3	2	20	7	10	17	7
VERNON FIDDLER	2	0	0	0	1	-	4	-	-	-	-	-	14	3	2	5	17
LUKE GAZDIC	2	0	0	0	0	0	1	-	-	-	-	-	4	0	0	0	10
BRANDON GORMLEY	1	0	0	0	0	0	2	-	-	-	-	-	2	0	0	0	0
ANDY GREENE	3	1	0	1	1	-	2	32	4	4	8	8	32	4	4	8	8
TAYLOR HALL	2	0	0	0	1	-	2	-	-	-	-	-	6	0	1	1	4
SETH HELGESON	1	0	0	0	0	0	2	2	0	0	0	2	2	0	0	0	2
ADAM HENRIQUE	3	0	0	0	1	-	0	14	1	3	4	0	14	1	3	4	0
JACOB JOSEFSON	1	0	0	0	0	0	0	9	0	4	4	0	9	0	4	4	0
SERGEY KALININ	3	0	0	0	0	2	5	3	0	0	0	2	3	0	0	0	2
KEITH KINKAID	1	0	0	0	-	0	0	1	0	0	0	0	1	0	0	0	0
BEN LOVEJOY	2	0	0	0	0	2	4	-	-	-	-	-	9	0	2	2	6
JON MERRILL	1	0	0	0	1	-	0	5	0	1	1	0	5	0	1	1	0
JOHN MOORE	2	0	0	0	1	-	2	2	0	0	0	2	7	0	1	1	4
KYLE PALMIERI	3	0	1	1	1	-	4	3	0	1	1	4	8	0	1	1	4
BLAKE PIETILA	1	0	0	0	0	0	4	1	0	0	0	0	1	0	0	0	0
CORY SCHNEIDER	2	0	0	0	-	0	0	5	0	0	0	0	6	0	0	0	0
DAMON SEVERSON	3	0	0	0	2	-	0	4	0	0	0	2	4	0	0	0	2
DEVANTE SMITH-PELLY	4	0	1	1	0	0	5	1	0	0	0	0	7	2	2	4	0
TRAVIS ZAJAC	3	1	1	2	1	-	0	32	7	7	14	0	32	7	7	14	0

Also with career statistics vs. Bruins: BEAU BENNETT (- - - - with Devils/6-1-2-3-0 career); ANDREW MacWILLIAM (- - - -/1-0-0-0-4); ROD PELLEY (10-0-0-0-10/10-0-0-0-10).

### GOALTENDING HISTORY vs. BRUINS

GOALTENDER	2015-16					WITH DEVILS					CAREER				
	MIN	GA	SO	GAA	W L OT	MIN	GA	SO	GAA	W L OT	MIN	GA	SO	GAA	W L OT
KEITH KINKAID	60	1	0	1.00	1 0 0	60	1	0	1.00	1 0 0	60	1	0	1.00	1 0 0
CORY SCHNEIDER	125	5	0	2.40	0 1 1	303	14	0	2.77	0 3 2	363	17	0	2.81	1 3 2

YEAR	HOME W-L-O/T	ROAD W-L-O/T	TOTAL W-L-O/T	GF-GA	SF-SA	PIM	PP/PK
1982-83	0-0-2	0-1-0	0-1-2	6-9	51-107	30-16	0-8/3-15
1983-84	0-1-0	1-1-0	1-2-0	8-12	53-99	84-88	4-17/3-15
1984-85	0-2-0	0-1-0	0-3-0	9-15	81-89	52-54	3-13/1-12
1985-86	0-1-0	0-2-0	0-3-0	9-18	78-78	54-58	4-14/4-16
1986-87	1-1-0	0-0-1	1-1-1	12-16	80-112	83-83	2-13/6-18
1987-88	0-1-0	1-1-0	1-2-0	11-16	98-64	49-51	1-15/4-14
1988-89	0-1-1	0-1-0	0-2-1	8-14	89-95	99-103	1-16/4-19
1989-90	1-0-0	0-1-1	1-1-1	10-10	86-104	52-75	1-12/2-11
1990-91	1-1-0	1-0-1	1-1-1	10-7	82-82	51-45	3-17/2-13
1991-92	1-0-0	1-0-1	2-1-0	10-10	90-100	45-55	0-11/3-16
1992-93	0-1-0	1-2-0*	1-3-0	14-16	116-124	60-50	0-15/6-20
1993-94	1-1-0	1-1-0	2-2-0	17-17	89-138	81-91	2-19/6-17
1994-95	1-1-0	0-2-0	1-3-0	8-14	125-118	120-103	0-14/4-17
1995-96	0-2-0	0-1-1	0-3-1	7-11	136-124	57-51	1-13/3-11
1996-97	2-0-0	1-1-0	3-1-0	15-11	158-107	87-76	1-15/2-10
1997-98	1-0-1	1-0-1	2-0-2	7-4	108-100	51-44	3-10/2-11
1998-99	1-1-0	1-0-1	2-1-1	9-8	125-110	47-27	2-8/1-13
1999-00	1-0-1	0-1-1	1-1-2	10-11	137-119	58-50	2-10/4-14
2000-01	1-1-0	1-1-0	2-2-0	15-13	131-124	56-48	2-13/3-12
2001-02	1-1-0	1-1-0	2-2-0	12-12	93-120	43-39	1-15/4-17
2002-03	1-0-1	1-1-0	2-1-1	8-7	116-116	39-29	1-9/0-9
2003-04	0-2-0	1-0-1	1-2-1	11-13	112-121	47-55	7-22/4-18
2005-06	2-0-0	2-0-0	4-0-0	15-10	126-120	30-58	3-23/1-14
2006-07	1-1-0	1-1-0	2-2-0	12-11	122-113	47-45	3-17/4-13
2007-08	2-0-0	1-1-0	3-1-0	13-10	132-98	36-36	3-12/3-13
2008-09	1-1-0	1-1-0	2-2-0	6-9	115-112	40-34	1-11/2-14
2009-10	1-0-1	2-0-0	3-0-1	7-5	117-135	43-29	0-7/0-9
2010-11	1-1-0	0-2-0	1-3-0	5-13	123-115	39-25	1-10/2-17
2011-12	0-2-0	0-1-1	0-3-1	8-18	123-114	33-49	2-12/2-9
2012-13	0-1-0	0-1-1	0-2-1	5-8	94-72	32-33	1-13/1-7
2013-14	1-1-0	1-0-0	2-1-0	9-9	87-77	19-33	6-13/3-6
2014-15	0-0-1	0-2-0	0-2-1	4-10	73-100	21-15	1-3/2-6
2015-16	1-1-0	0-0-1	1-1-1	4-7	65-110	25-31	2-9/1-6
<b>TOTALS</b>	<b>24-26-8</b>	<b>20-29-11</b>	<b>44-55-19</b>	<b>314-374</b>	<b>3411-3517</b>	<b>1710-1679</b>	<b>64-429/92-432</b>

\*Includes neutral site loss @ Providence, RI.

# BOSTON BRUINS

TD GARDEN • BOSTON, MA  
(617) 624-2327 • Fax (617) 523-7184  
bostonbruins.com



BRUINS VS. DEVILS

<b>President/Alternate Governor</b> .....	Cam Neely
<b>General Manager/Alt. Governor</b> .....	Don Sweeney
<b>Assistant General Manager</b> .....	Scott Bradley
<b>Executive Director of Player Personnel</b> .....	John Ferguson
<b>Head Coach</b> .....	Claude Julien
<b>Assistant Coaches</b> .....	Bruce Cassidy, Jay Pandolfo, Joe Sacco
<b>Goaltending Coach</b> .....	Bob Essensa
<b>Strength &amp; Conditioning Coach</b> .....	John Whitesides
<b>Athletic Trainer</b> .....	Don DeNegro
<b>Equipment Manager</b> .....	Keith Robinson
<b>Vice President, Marketing &amp; Communications</b> .....	Matthew Chmura




**JULIEN**

## 2015-16 LEADERS

<b>Goals</b> .....	Brad Marchand, 37	<b>PIM</b> .....	Brad Marchand, 90
<b>Assists</b> .....	David Krejci, 46	<b>GAA</b> .....	Tuukka Rask, 2.56
<b>Points</b> .....	Patrice Bergeron, 68	<b>Wins</b> .....	Tuukka Rask, 31
<b>+/-</b> .....	T. Krug, M. Lucic, +13	<b>ShO</b> .....	Tuukka Rask, 4

## OTHER INFORMATION

<b>Leading Scorer vs. NJ</b> .....	Ray Bourque, 16g-51a-67pts
<b>Leading Scorer vs. Bos.</b> .....	Patrik Elias, 24g-22a-46pts
<b>Last Trade</b> .....	Devils obtained # 4 2016 Draft Pick (Evan Cormier), # 2 2017 Draft Pick for Lee Stempniak (02/29/16)
<b>Stanley Cups</b> .....	6 (last time 2010-11)
<b>2016-17 Schedule vs. Bos.</b> .....	Jan. 2 @ NJ; Oct. 20, Mar. 4 @ Bos.



**CHARA**

## INDIVIDUAL SCORING vs. DEVILS

PLAYER	GP	2015-16					S	GP	CAREER				
		G	A	PTS	+/-	PIM			G	A	PTS	PIM	
NOEL ACCIARI	1	0	0	0	0	0	1	1	0	0	0	0	0
DAVID BACKES	2	1	0	1	1	0	4	11	3	5	8	2	2
MATT BELESKEY	3	0	1	1	2	2	7	7	1	2	3	7	7
PATRICE BERGERON	3	0	0	0	1	2	15	36	11	16	27	4	4
ZDENO CHARA	3	0	2	2	0	6	7	62	5	20	25	81	81
JIMMY HAYES	3	1	0	1	1	0	3	7	1	1	2	2	2
DAVID KREJCI	2	0	1	1	1	2	3	25	5	14	19	8	8
TOREY KRUG	3	0	0	0	0	0	12	9	1	3	4	4	4
JOHN-MICHAEL LILES	3	0	1	1	1	2	1	20	1	6	7	8	8
BRAD MARCHAND	2	1	0	1	1	2	7	21	4	5	9	10	10
ADAM McQUAID	2	0	0	0	0	2	5	13	0	0	0	7	7
COLIN MILLER	2	1	2	3	1	0	4	2	1	2	3	0	0
KEVAN MILLER	3	0	0	0	1	0	2	6	0	0	0	2	2
JOE MORROW	1	0	0	0	0	0	4	2	0	0	0	0	0
RILEY NASH	4	0	0	0	0	0	0	14	0	2	2	2	2
DAVID PASTRNAK	2	0	0	0	0	0	3	4	1	1	2	0	0
TYLER RANDELL	1	0	0	0	0	0	0	1	0	0	0	0	0
TUUKKA RASK	1	0	0	0	-	0	0	10	0	0	0	0	0
ZAC RINALDO	1	0	0	0	0	5	2	17	1	1	2	28	28
RYAN SPOONER	2	1	1	2	0	0	3	3	2	1	3	0	0
FRANK VATRANO	3	1	0	1	0	4	6	3	1	0	1	4	4

Also with career statistics vs. Devils: BRIAN FERLIN (1-0-0-0-0); SETH GRIFFITH (1-1-0-1-0).

## GOALTENDING HISTORY vs. DEVILS

GOALTENDER	MIN	2015-16					MIN	GA	CAREER					
		GA	SO	GAA	W	L			OT	SO	GAA	W	L	OT
ANTON KHUDBOIN	-	-	-	-	-	-	272	14	0	3.09	2	2	0	
TUUKKA RASK	59	2	0	2.04	0	1	0	536	25	2	1.57	4	3	2



**ALL-TIME RECORD**

DEVILS	GP	W	L	O/T	OTL	PTS	GF	GA
117	55	42	20	0	0	130	345	336
at New Jersey	58	29	21	8	0	66	161	157
at Buffalo	59	26	21	12	0	64	184	179

**2015-16 SUMMARY**

	GP	W	L	OT	PTS	GF	GA	SF	SA	PIM	PP	SHG
NEW JERSEY	3	2	1	0	4	7	6	68	72	18	1-9, 11.1%	2
BUFFALO	3	1	2	0	2	6	7	72	68	24	3-12, 88.9%	0

DATE	GAME#	RES	SCORE	LOCATION	GOALTENDERS	W/D GOAL
10/24/15	8	W	4-3	@ Buffalo	SCHNEIDER/Ullmark	HENRIQUE
12/15/15	31	W	2-0	@ Buffalo	SCHNEIDER/Ullmark	STEMPNIAK
04/05/16	80	L	1-3	@ DEVILS	SCHNEIDER/Johnson	Larsson

**INDIVIDUAL SCORING vs. SABRES**

PLAYER	2015-16						WITH DEVILS				CAREER						
	GP	G	A	PTS	+/-	PIM	S	GP	G	A	PTS	PIM	GP	G	A	PTS	PIM
BEAU BENNETT	2	0	1	0	0	0	4	-	-	-	-	-	6	0	1	1	0
JOSEPH BLANDISI	1	0	0	0	0	0	0	1	0	0	0	0	1	0	0	0	0
REID BOUCHER	1	0	0	0	1	-	2	1	0	0	0	2	2	0	0	0	2
MICHAEL CAMMALLERI	2	1	3	4	4	2	5	4	2	4	6	4	20	8	7	15	12
VERNON FIDDLER	2	0	0	0	0	0	3	-	-	-	-	-	13	1	0	1	15
LUKE GAZDIC	1	1	0	1	1	0	1	-	-	-	-	-	4	1	1	2	10
ANDY GREENE	3	0	0	0	1	0	2	28	2	9	11	6	28	2	9	11	6
TAYLOR HALL	2	1	1	2	0	4	10	-	-	-	-	-	6	3	1	4	8
ADAM HENRIQUE	3	2	2	4	3	4	3	16	4	11	15	8	16	4	11	15	8
JACOB JOSEFSON	3	1	0	1	0	0	4	12	1	0	1	4	12	1	0	1	4
SERGEY KALININ	3	0	1	1	1	2	1	3	0	1	1	2	3	0	1	1	2
BEN LOVEJOY	2	2	1	3	2	4	5	-	-	-	-	-	10	2	3	5	8
JON MERRILL	1	0	0	0	0	0	0	6	0	0	0	2	6	0	0	0	2
JOHN MOORE	3	0	0	0	0	0	4	3	0	0	0	0	11	0	2	2	0
VOJTECH MOZIK	1	0	0	0	0	0	2	1	0	0	0	0	1	0	0	0	0
KYLE PALMIERI	3	0	2	2	0	2	6	3	0	2	2	2	5	0	2	2	2
BLAKE PIETILA	1	0	0	0	0	0	2	0	0	0	0	2	1	0	0	0	2
CORY SCHNEIDER	3	0	0	0	-	0	0	8	0	1	1	0	10	0	1	1	0
DAMON SEVERSON	3	0	0	0	1	2	5	4	0	0	0	4	4	0	0	0	4
DEVANTE SMITH-PELLY	4	0	0	0	0	0	3	1	0	0	0	0	10	0	2	2	0
TRAVIS ZAJAC	2	0	0	0	1	-	2	32	5	6	11	14	32	5	6	11	14

Also with career statistics vs. Sabres: CARTER CAMPER (- - - - with Devils/1-0-0-0-0 career); BRANDON GORMLEY (- - - - /1-0-0-0-0); SETH HELGESON (1-0-0-0-0/1-0-0-0-0); KEITH KINKAID (1-0-0-0-0/1-0-0-0-0); ANDREW MacWILLIAM (- - - - /1-0-1-1-2); ROD PELLE (12-0-0-0-0/13-0-0-0-0).

**GOALTEHING HISTORY vs. SABRES**

GOALTENDER	2015-16					WITH DEVILS					CAREER				
	MIN	GA	SO	GAA	W L OT	MIN	GA	SO	GAA	W L OT	MIN	GA	SO	GAA	W L OT
KEITH KINKAID	-	-	-	-	-	60	1	0	1.00	1 0 0	60	1	0	1.00	1 0 0
CORY SCHNEIDER	179	5	1	1.67	2 1 0	492	11	2	1.34	5 2 1	611	16	2	1.57	5 3 2

YEAR	HOME		ROAD		TOTAL		GF-GA	SF-SA	PIM	PP/PK
	W-L-O/T	W-L-O/T	W-L-O/T	W-L-O/T						
1982-83	0-1-0	0-1-0	0-2-1	11-18	81-112	33-44	4-11/4-11			
1983-84	0-1-0	0-1-1	0-2-1	8-17	85-98	30-34	1-15/3-12			
1984-85	0-2-0	0-1-0	0-3-0	8-12	55-88	64-68	4-18/4-16			
1985-86	0-1-0	1-1-0	1-2-0	12-13	105-90	49-43	2-14/4-15			
1986-87	1-1-0	0-1-0	1-2-0	9-12	79-88	62-62	4-16/4-15			
1987-88	0-1-0	0-1-1	0-2-1	7-14	96-102	162-128	4-17/5-19			
1988-89	1-1-0	0-1-0	1-2-0	12-16	94-72	93-77	4-18/7-16			
1989-90	1-0-0	1-1-0	2-1-0	13-12	104-105	39-39	3-13/3-12			
1990-91	1-0-1	0-0-1	1-0-2	12-8	119-83	57-49	1-15/3-19			
1991-92	1-0-1	0-1-0	1-1-1	15-13	94-101	82-55	1-10/4-17			
1992-93	1-0-1*	1-1-0	2-1-1	15-13	137-117	108-98	3-15/3-20			
1993-94	1-1-0	2-0-0	3-1-0	17-7	115-117	100-99	0-10/3-11			
1994-95	1-0-0	0-2-0	1-2-0	7-8	82-65	70-81	1-9/1-11			
1995-96	0-2-0	1-0-1	1-2-1	12-13	155-97	138-127	3-19/5-23			
1996-97	1-0-1	1-1-0	2-1-1	13-8	142-100	74-68	3-13/2-16			
1997-98	2-0-0	2-0-0	4-0-0	14-9	122-93	75-81	4-17/3-19			
1998-99	0-1-1	2-0-0	2-1-1	10-8	118-113	99-95	3-14/2-16			
1999-00	1-1-0	1-1-0	2-2-0	12-12	128-97	76-60	2-14/3-21			
2000-01	0-2-0	0-2-0	0-4-0	3-15	110-104	52-28	1-12/4-19			
2001-02	2-0-0	0-1-1	2-1-1	10-6	82-85	77-78	4-15/1-14			
2002-03	2-0-0	1-0-1	3-0-1	12-7	111-108	49-43	1-16/2-19			
2003-04	2-0-0	1-0-1	3-0-1	19-7	112-105	71-69	5-20/1-16			
2005-06	2-0-0	1-1-0	3-1-0	10-9	104-109	36-36	1-13/3-12			
2006-07	1-1-0	1-1-0	2-2-0	11-11	127-97	47-33	0-13/0-14			
2007-08	2-0-0	1-0-1	3-0-1	9-7	116-96	20-20	1-9/0-9			
2008-09	0-2-0	2-0-0	2-2-0	10-11	104-127	43-39	2-13/3-15			
2009-10	1-1-0	1-0-1	2-1-1	7-7	143-103	26-34	3-14/1-10			
2010-11	0-1-1	1-1-0	1-2-1	6-13	124-123	25-25	1-10/1-10			
2011-12	1-0-1	2-0-0	3-0-1	13-7	103-99	44-52	4-15/2-11			
2012-13	1-0-0	0-0-2	1-0-2	8-9	103-74	33-37	2-13/1-12			
2013-14	1-0-0	0-1-1	1-1-1	4-5	81-64	34-28	2-8/3-11			
2014-15	2-0-0	1-0-0	3-0-0	9-3	90-75	23-21	1-8/2-9			
2015-16	0-1-0	2-0-0	2-1-0	7-6	68-72	24-18	1-9/3-12			
<b>TOTALS</b>	<b>29-21-8</b>	<b>26-21-12</b>	<b>55-42-20</b>	<b>345-336</b>	<b>3489-3179</b>	<b>2015-1869</b>	<b>76-446/90-487</b>			

\*Includes neutral site win @ Hamilton, Ont.

# BUFFALO SABRES

KEYBANK CENTER • BUFFALO, NY

(716) 855-4100 • Fax (716) 855-4110

sabres.com



SABRES VS. DEVILS


<b>General Manager</b> .....	Tim Murray
<b>Assistant General Manager</b> .....	Mark Jakubowski
<b>Head Coach</b> .....	Dan Bylsma
<b>Assistant Coaches</b> .....	Terry Murray, Dave Barr, Tom Ward
<b>Goaltender Coach</b> .....	Andrew Allen
<b>Head of Injury Prevention</b> .....	Sam Rosengarten
<b>Head Athletic Trainer</b> .....	Richard Stinziano
<b>Equipment Managers</b> .....	Dave Williams, Rip Simonick
<b>Director of Media Relations</b> .....	Chris Bandura



**BYLSMA**

## 2015-16 LEADERS

<b>Goals</b> .....	Jack Eichel, 24	<b>PIM</b> .....	Evander Kane, 91
<b>Assists</b> .....	Ryan O'Reilly, 39	<b>GAA</b> .....	Chad Johnson, 2.36
<b>Points</b> .....	Ryan O'Reilly, 60	<b>Wins</b> .....	Chad Johnson, 22
<b>+/-</b> .....	Jake McCabe, +6	<b>ShO</b> .....	R. Lehner, C. Johnson, 1



**KANE**

## OTHER INFORMATION

<b>Leading Scorer vs. NJ</b> .....	Dave Andreychuk, 16g-23a-39pts
<b>Leading Scorer vs. Buf.</b> .....	Patrik Elias, 12g-30a-42pts
<b>Last Trade</b> .....	Devils obtained Riley Boychuk for Henrik Tallinder (07/07/13)
<b>Stanley Cups</b> .....	None
<b>2016-17 Schedule vs. Buf.</b> .....	Nov. 12, Feb. 6 @ NJ; Nov. 11 @ Buf.

## INDIVIDUAL SCORING vs. DEVILS

PLAYER	2015-16							CAREER				
	GP	G	A	PTS	+/-	PIM	S	GP	G	A	PTS	PIM
ZACH BOGOSIAN	2	0	0	0	1-	0	2	20	1	5	6	8
NICOLAS DESLAURIERS	3	0	0	0	0	0	5	6	0	0	0	0
JACK EICHEL	3	2	1	3	1-	0	6	3	2	1	3	0
TYLER ENNIS	1	1	1	2	1-	0	3	16	6	5	11	12
HUDSON FASCHING	1	0	0	0	0	0	1	1	0	0	0	0
MARCUS FOLIGNO	1	0	0	0	1	0	0	9	0	1	1	7
CODY FRANSON	2	0	1	1	1-	2	4	16	0	8	8	8
BRIAN GIONTA	3	0	0	0	1-	0	4	18	2	5	7	8
ZEMGUS GIRGENSONS	3	0	0	0	0	0	4	8	0	1	1	0
JOSH GORGES	3	0	1	1	1-	2	1	27	1	1	2	4
EVANDER KANE	2	0	0	0	1-	2	3	21	9	2	11	18
DMITRY KULIKOV	3	1	0	1	3	2	6	21	4	4	8	16
JOHAN LARSSON	3	1	0	1	1	2	7	7	1	0	1	2
JAKE McCABE	3	0	0	0	2-	2	3	3	0	0	0	2
MATT MOULSON	2	0	0	0	1-	0	7	33	8	5	13	2
CASEY NELSON	1	0	0	0	0	4	1	1	0	0	0	4
ANDERS NILSSON	1	0	0	0	-	0	0	1	0	0	0	0
CAL O'REILLY	2	0	0	0	0	0	0	6	1	1	2	0
RYAN O'REILLY	3	2	2	4	5-	0	3	11	5	4	9	0
KYLE OKPOSO	4	0	1	1	0	2	6	38	8	12	20	16
SAM REINHART	3	0	1	1	1-	0	4	3	0	1	1	0
RASMUS RISTOLAINEN	3	0	1	1	0	0	5	7	0	1	1	2
LINUS ULLMARK	2	0	0	0	-	0	0	2	0	0	0	0

Also with career statistics vs. Devils: JERRY D'AMIGO (2-0-0-0-0); MATT ELLIS (12-0-3-3-0); JUSTIN FALK (3-1-2-3-2); DEREK GRANT (1-0-0-0-0); PATRICK KALETA (20-4-0-4-24); ROBIN LEHNER (5-0-0-0-0); CODY McCORMICK (11-0-0-0-13); COLBY ROBAK (3-0-0-0-17).

## GOALTENDING HISTORY vs. DEVILS

GOALTENDER	2015-16							CAREER						
	MIN	GA	SO	GAA	W	L	OT	MIN	GA	SO	GAA	W	L	OT
ROBIN LEHNER	-	-	-	-	-	-	-	305	13	0	2.56	1	3	1
ANDERS NILSSON	60	1	0	1.00	1	0	0	328	7	1	1.28	4	1	0
LINUS ULLMARK	116	6	0	3.12	0	2	0	116	6	0	3.12	0	2	0



### ALL-TIME RECORD

DEVILS	GP	W	L	O/T	OTL	PTS	GF	GA
59	18	32	8	1	45	168	214	
at New Jersey	31	12	18	1	0	25	82	104
at Calgary	28	6	14	7	1	20	86	110

### 2015-16 SUMMARY

	GP	W	L	OT	PTS	GF	GA	SF	SA	PIM	PP	SHG
NEW JERSEY	2	1	1	0	2	6	5	46	58	16	1-5, 20.0%	0
CALGARY	2	1	1	0	2	5	6	58	46	10	2-5, 25.0%	0

DATE	GAME#	RES	SCORE	LOCATION	GOALTENDERS	W/D GOAL
11/17/15	18	L	2-3	@ Calgary	SCHNEIDER/Ramo	Jones
01/19/16	47	W	4-2	@ DEVILS	SCHNEIDER/Hiller	BOUCHER

### INDIVIDUAL SCORING vs. FLAMES

PLAYER	2015-16					WITH DEVILS				CAREER							
	GP	G	A	PTS	+/-	PIM	S	GP	G	A	PTS	PIM	GP	G	A	PTS	PIM
BEAU BENNETT	1	0	0	0	1	-	0	0	-	-	-	-	1	0	0	0	0
JOSEPH BLANDISI	1	0	0	0	0	0	2	-	1	0	0	0	1	0	0	0	0
REID BOUCHER	1	1	1	2	2	0	4	1	1	1	2	0	1	1	1	2	0
MICHAEL CAMMALLERI	2	0	2	2	1	-	0	5	4	2	2	4	18	8	6	14	14
VERNON FIDDLER	3	0	1	1	1	0	4	-	-	-	-	-	39	7	14	21	16
LUKE GAZDIC	3	0	0	0	1	-	5	0	-	-	-	-	10	0	0	0	25
BRANDON GORMLEY	2	0	0	0	2	-	2	0	-	-	-	-	2	0	0	0	2
ANDY GREENE	2	1	0	1	0	0	1	9	1	2	3	6	9	1	2	3	6
TAYLOR HALL	5	2	6	8	3	0	22	-	-	-	-	-	25	7	16	23	12
ADAM HENRIQUE	2	0	1	1	1	-	2	3	6	3	3	6	7	6	3	3	6
JACOB JOSEFSON	1	0	0	0	0	0	0	4	0	0	0	0	4	0	0	0	0
SERGEY KALININ	2	0	1	1	1	2	2	2	0	1	1	2	2	0	1	1	2
BEN LOVEJOY	1	0	0	0	0	2	0	-	-	-	-	-	10	1	2	3	11
JON MERRILL	1	0	0	0	0	2	0	3	0	0	0	6	3	0	0	0	6
JOHN MOORE	2	0	0	0	1	0	1	2	0	0	0	0	8	0	0	0	4
KYLE PALMIERI	2	0	0	0	1	-	0	7	2	0	0	0	13	5	3	8	8
CORY SCHNEIDER	2	0	0	0	-	0	0	4	0	0	0	0	10	0	0	0	0
DAMON SEVERSON	2	0	1	1	1	2	2	3	0	1	1	2	3	0	1	1	2
DEVANTE SMITH-PELLY	1	1	0	1	1	0	2	-	-	-	-	-	6	1	1	2	2
TRAVIS ZAJAC	2	0	0	0	0	0	4	10	1	4	5	7	10	1	4	5	7

Also with career statistics vs. Flames: SETH HELGESON (1-0-0-0-0 with Devils/1-0-0-0-0 career); ANDREW MacWILLIAM (- - - - /1-0-0-0-0); ROD PELLEY (2-0-0-0-0/5-0-0-0-0); KARL STOLLERY (- - - - /1-0-0-0-0).

### GOALTENDING HISTORY vs. FLAMES

GOALTENDER	2015-16					WITH DEVILS					CAREER				
	MIN	GA	SO	GAA	W L OT	MIN	GA	SO	GAA	W L OT	MIN	GA	SO	GAA	W L OT
KEITH KINKAID	119	5	0	2.52	1 1 0	236	8	0	2.03	1 3 0	601	21	0	2.09	5 5 0
CORY SCHNEIDER															

YEAR	HOME		ROAD		TOTAL		GF-GA	SF-SA	PIM	PP/PK
	W-L-O/T	W-L-O/T	W-L-O/T	W-L-O/T						
1982-83	0-2-0	1-0-0	1-2-0	7-16	77-89	49-41	4-11/4-11			
1983-84	0-1-0	0-1-0	0-2-1	9-11	87-91	52-40	1-11/3-13			
1984-85	0-1-1	0-1-0	0-2-1	7-14	97-95	64-60	2-12/2-9			
1985-86	0-1-0	0-1-0	0-2-1	10-18	98-122	49-45	3-14/3-16			
1986-87	1-1-0	0-1-0	1-2-0	13-14	75-109	65-47	1-11/2-14			
1987-88	0-1-0	1-1-0	1-2-0	8-18	89-112	92-76	2-20/5-17			
1988-89	0-2-0	0-1-0	0-3-0	6-13	77-84	128-140	2-22/6-16			
1989-90	0-1-0	0-2-0	0-3-0	9-16	87-103	26-30	1-11/2-9			
1990-91	2-0-0	0-1-0	2-1-0	10-10	73-90	70-56	3-10/6-17			
1991-92	1-0-0	1-0-0	2-0-0	11-5	71-71	36-43	2-9/2-11			
1992-93	0-1-0	0-1-0	0-2-0	7-9	53-66	27-25	1-6/2-7			
1993-94	1-0-0	0-0-1	1-0-1	8-5	50-69	58-36	3-10/1-11			
1994-95	0-0-0	0-0-0	0-0-0	0-0	0-0	0-0	0-0/0-0			
1995-96	0-1-0	0-0-1	0-1-1	2-3	52-48	48-50	0-8/1-6			
1996-97	1-0-0	1-0-0	2-0-0	7-1	50-54	31-27	1-5/0-7			
1997-98	1-0-0	0-0-1	1-0-1	4-3	65-36	41-49	0-10/0-6			
1998-99	0-1-0	0-0-0	0-1-0	2-5	38-25	27-15	1-5/1-6			
1999-00	0-1-0	0-0-1	0-1-1	4-6	82-52	20-22	1-8/0-7			
2000-01	0-0-0	1-0-0	1-0-0	4-2	34-13	14-18	0-6/1-4			
2001-02	1-0-0	0-0-0	1-0-0	5-1	23-24	16-14	0-1/0-2			
2002-03	0-1-0	0-1-0	0-2-0	6-8	58-53	18-12	0-6/0-9			
2003-04	1-0-0	0-0-0	1-0-0	3-1	26-19	26-9	0-1/1-3			
2005-06	0-1-0	0-0-0	0-1-0	1-4	32-15	10-22	1-10/3-4			
2006-07	0-0-0	0-0-0	0-0-0	0-0	0-0	0-0	0-0/0-0			
2007-08	0-0-0	1-0-0	1-0-0	1-0	22-30	17-13	0-4/0-6			
2008-09	1-0-0	0-0-0	1-0-0	3-2	31-37	19-13	1-4/1-7			
2009-10	0-0-0	0-1-0	0-1-0	3-5	25-25	12-18	1-4/0-1			
2010-11	1-0-0	0-0-0	1-0-0	2-1	21-26	6-6	0-3/0-3			
2011-12	0-0-0	0-1-0	0-1-0	3-6	38-14	20-18	1-4/1-5			
2012-13	0-0-0	0-0-0	0-0-0	0-0	0-0	0-0	0-0/0-0			
2013-14	0-1-0	0-1-0	0-2-0	2-4	52-51	18-10	0-5/3-9			
2014-15	0-1-0	0-0-1	0-1-1	5-8	56-63	23-17	1-5/2-8			
2015-16	1-0-0	0-1-0	1-1-0	6-5	46-58	16-10	1-5/2-8			
<b>TOTALS</b>	<b>12-18-1</b>	<b>6-15-7</b>	<b>18-33-8</b>	<b>168-214</b>	<b>1685-1744</b>	<b>1098-982</b>	<b>34-241/54-252</b>			

# CALGARY FLAMES

SCOTIABANK SADDLEDOME • CALGARY, ALTA.  
(403) 777-2177 • Fax (403) 777-2195  
calgaryflames.com



FLAMES VS. DEVILS


**President of Hockey Operations** ..... Brian Burke  
**General Manager** ..... Brad Treliving  
**Assistant General Managers** ..... Craig Conroy, Brad Pascall  
**Head Coach** ..... Glen Gulutzan  
**Assistant Coaches** ..... Dave Cameron, Paul Jerrard, Martin Gelinas  
**Goaltender Coach** ..... Jordan Sigalet  
**Strength & Conditioning Coach** ..... Ryan van Asten  
**Athletic Therapist** ..... Kent Kobelka  
**Equipment Manager** ..... Mark DePasquale  
**Vice President, Communications** ..... Peter Hanlon



**GULUTZAN**

## 2015-16 LEADERS

**Goals** ..... Johnny Gaudreau, 30      **PIM** ..... Brandon Bollig, 103  
**Assists** ..... Johnny Gaudreau, 48      **GAA** ..... Karri Ramo, 2.63  
**Points** ..... Johnny Gaudreau, 78      **Wins** ..... Karri Ramo, 17  
**+/-** ..... Mikael Backlund, +10      **ShO** ..... J. Ortio, J. Hiller, K. Ramo, 1



**GAUDREAU**

## OTHER INFORMATION

**Leading Scorer vs. NJ** ..... Gary Suter, 4g-25a-29pts  
**Leading Scorer vs. Cgy.** ..... John MacLean, 6g-10a-16pts  
**Last Trade** ..... Devils obtained #5 2012 Draft Pick (Graham Black)  
for Pierre-Luc Letourneau-Leblond (07/14/11)  
**Stanley Cups** ..... 1 (1988-89)  
**2016-17 Schedule vs. Cgy.** ..... Feb. 3 @ NJ; Jan. 13 @ Cgy.

## INDIVIDUAL SCORING vs. DEVILS

PLAYER	2015-16							CAREER				
	GP	G	A	PTS	+/-	PIM	S	GP	G	A	PTS	PIM
MIKAEL BACKLUND	2	0	0	0	2-	0	2	7	0	3	3	2
SAM BENNETT	2	0	0	0	2-	0	5	2	0	0	0	0
BRANDON BOLLIG	1	0	0	0	1-	0	3	4	0	0	0	0
T.J. BRODIE	1	1	0	1	1	0	2	6	3	0	3	0
TROY BROUWER	2	0	2	2	2	0	5	23	4	8	12	16
ALEX CHIASSON	3	0	0	0	1-	0	2	7	1	1	2	2
DERYK ENGELLAND	1	0	0	0	0	0	0	21	0	1	1	16
BRIAN ELLIOTT	1	0	0	0	-	0	0	7	0	0	0	0
MICHAEL FERLAND	2	0	0	0	2-	4	1	4	0	1	1	4
MICHAEL FROLIK	2	0	0	0	2-	0	3	17	5	8	13	6
JOHNNY GAUDREAU	2	0	3	3	1-	0	7	4	0	4	4	4
MARK GIORDANO	2	0	1	1	0	0	3	8	2	5	7	6
DOUGIE HAMILTON	2	0	1	1	0	2	3	11	0	2	2	10
CHAD JOHNSON	1	0	0	0	-	0	0	3	0	0	0	0
JYRKI JOKIPAKKA	1	0	0	0	1	0	1	3	0	0	0	0
SEAN MONAHAN	2	1	1	2	1-	0	6	6	3	2	5	0
LADISLAV SMID	1	0	0	0	0	0	0	6	0	0	0	6
MATT STAJAN	2	1	1	2	2	0	3	24	8	6	14	10
DENNIS WIDEMAN	2	0	0	0	1-	2	3	30	8	7	15	18

Also with career statistics vs. Devils: LANCE BOUMA (5-0-1-1-4); FREDDIE HAMILTON (1-0-0-0-0); EMILE POIRIER (1-0-0-0-0); KEVIN POULIN (1-0-0-0-0); BRYCE VAN BRABANT (1-0-0-0-0); LINDEN VEY (3-0-0-0-2).

## GOALTENDING HISTORY vs. DEVILS

GOALTENDER	2015-16						CAREER							
	MIN	GA	SO	GAA	W	L	OT	MIN	GA	SO	GAA	W	L	OT
BRIAN ELLIOTT	60	2	0	2.00	1	0	0	348	15	1	2.59	3	4	0
CHAD JOHNSON	60	1	0	1.00	1	0	0	180	6	0	2.00	2	1	0
KEVIN POULIN	-	-	-	-	-	-	-	60	5	0	5.00	0	1	0



**ALL-TIME RECORD**

DEVILS	GP	W	L	O/T	OTL	PTS	GF	GA
at New Jersey	122	65	45	11	1	142	382	339
at Carolina/Hfd.	61	37	21	3	0	77	201	171
	61	28	24	8	1	65	181	168

**2015-16 SUMMARY**

NEW JERSEY	GP	W	L	OT	PTS	GF	GA	SF	SA	PIM	PP	SHG
NEW JERSEY	5	2	3	0	4	12	12	126	126	43	1-7, 14.3%	0
CAROLINA	5	3	2	0	6	12	12	126	126	43	0-4, 0.0%	0

DATE	GAME#	RES	SCORE	LOCATION	GOALTENDERS	W/D GOAL
12/03/15	25	W	5-1	@ Carolina	KINKAID/Lack	HENRIQUE
12/26/15	36	L	1-3	@ Carolina	SCHNEIDER/Ward	Faulk
12/29/15	37	W	3-2	@ DEVILS	KINKAID/Ward	SCHLEMKO
03/01/16	64	L	1-3	@ DEVILS	SCHNEIDER/Lack	Nordstrom
03/27/16	76	L	2-3	@ Carolina	WEDGEWOOD/Ward	Rask

**INDIVIDUAL SCORING vs. HURRICANES/WHALERS**

PLAYER	2015-16							WITH DEVILS				CAREER						
	GP	G	A	PTS	+/-	PIM	S	GP	G	A	PTS	PIM	GP	G	A	PTS	PIM	
JOSEPH BLANDISI	2	0	0	0	0	2	1	2	0	0	0	2	2	0	0	0	2	
REID BOUCHER	2	0	0	0	2	-	0	4	3	0	0	0	0	3	0	0	0	0
MICHAEL CAMMALLERI	3	2	2	4	2	0	3	6	2	4	6	0	0	20	7	8	15	6
VERNON FIDDLER	2	0	0	1	1	0	2	-	-	-	-	-	14	1	4	5	8	
BRANDON GORMLEY	2	0	0	0	0	1	2	2	-	-	-	-	2	0	0	0	2	
ANDY GREENE	5	0	1	1	1	-	0	36	4	11	15	6	6	4	11	15	6	
TAYLOR HALL	2	0	0	0	0	0	6	-	-	-	-	-	6	1	3	4	0	
ADAM HENRIQUE	5	2	1	3	0	0	10	19	10	1	11	4	19	10	1	11	4	
JACOB JOSEFSON	3	1	0	1	0	0	4	12	1	2	3	4	12	1	2	3	4	
SERGEY KALININ	4	0	0	0	3	-	0	4	0	0	0	0	4	0	0	0	0	
KEITH KINKAID	2	0	0	0	0	0	0	4	0	0	0	0	4	0	0	0	0	
BEN LOVEJOY	4	0	1	1	0	2	0	-	-	-	-	-	14	0	3	3	6	
JON MERRILL	3	0	1	1	2	2	3	11	0	2	2	2	11	0	2	2	2	
JOHN MOORE	5	0	2	2	1	-	2	5	0	2	2	2	14	0	3	3	4	
VOJTTECH MOZIK	1	0	0	0	0	2	1	1	0	0	0	2	1	0	0	0	2	
KYLE PALMIERI	5	2	1	3	2	0	19	5	2	1	3	0	9	2	3	5	4	
BLAKE PIETILA	1	0	1	1	0	0	2	1	0	1	1	0	1	0	1	1	0	
CORY SCHNEIDER	2	0	0	0	-	0	0	7	0	0	0	0	9	0	0	0	0	
DAMON SEVERSON	5	0	0	0	1	0	4	7	0	0	0	2	7	0	0	0	2	
DEVANTE SMITH-PELLY	2	0	0	0	2	-	4	1	0	0	0	4	7	1	1	2	4	
SCOTT WEDGEWOOD	1	0	0	0	-	0	0	1	0	0	0	0	1	0	0	0	0	
TRAVIS ZAJAC	5	1	2	3	1	2	7	37	9	15	24	16	37	9	15	24	16	

Also with career statistics vs. Hurricanes/Whalers: BEAU BENNETT (- - - - - with Devils/6-1-3-4-2 career); LUKE GAZDIC (- - - - -/3-0-0-0-2); SETH HELGESON (1-0-0-0-0/1-0-0-0-0); ROD PELLEY (12-1-0-1-2/14-1-0-1-2).

**GOALTENDING HISTORY vs. HURRICANES/WHALERS**

GOALTENDER	2015-16					WITH DEVILS					CAREER				
	MIN	GA	SO	GAA	W L OT	MIN	GA	SO	GAA	W L OT	MIN	GA	SO	GAA	W L OT
KEITH KINKAID	119	3	0	1.51	2 0 0	211	6	0	1.71	3 1 0	211	6	0	1.71	3 1 0
CORY SCHNEIDER	117	5	0	2.56	0 2 0	387	11	0	1.71	3 2 1	507	16	0	1.89	4 3 1
SCOTT WEDGEWOOD	59	3	0	3.08	0 1 0	59	3	0	3.08	0 1 0	59	3	0	3.08	0 1 0

YEAR	HOME		ROAD		TOTAL		GF-GA	SF-SA	PIM	PP/PK
	W-L-O/T	W-L-O/T	W-L-O/T	W-L-O/T						
1982-83	1-1-0	0-1-0	1-2-0	6-9	82-90	30-31	2-12/2-10			
1983-84	1-0-0	0-1-1	1-1-1	13-13	81-94	56-48	2-10/5-14			
1984-85	0-2-0	0-1-0	0-3-0	4-13	83-81	61-84	1-18/4-11			
1985-86	0-1-0	1-1-0	1-2-0	15-14	76-84	59-53	2-10/3-13			
1986-87	1-1-0	0-0-1	1-1-1	15-16	95-121	37-55	5-15/5-11			
1987-88	1-0-0	0-1-1	1-1-1	7-6	78-93	89-87	2-16/3-20			
1988-89	1-1-0	0-1-0	1-2-0	11-14	85-97	62-41	0-13/6-18			
1989-90	0-1-0	1-1-0	1-2-0	9-16	83-85	56-39	3-14/6-17			
1990-91	1-1-0	0-1-0	1-2-0	8-13	86-75	52-78	2-12/4-9			
1991-92	2-0-0	1-0-0	3-0-0	16-4	74-67	39-68	5-18/1-15			
1992-93	1-1-0	2-0-0	3-1-0	21-14	159-118	94-95	7-20/3-15			
1993-94	2-0-0	0-1-1	2-1-1	12-9	126-104	84-63	1-14/3-13			
1994-95	1-0-1	0-0-1	1-0-2	7-6	102-74	24-36	1-7/3-7			
1995-96	1-1-0	1-0-1	2-1-1	11-8	158-90	64-86	3-21/5-16			
1996-97	2-0-0	1-1-0	3-1-0	15-8	116-103	61-57	3-13/2-15			
1997-98	1-1-0	1-1-0	2-2-0	7-9	100-90	76-66	2-16/2-16			
1998-99	2-0-0	2-1-0	4-1-0	20-13	178-123	87-97	3-26/4-25			
1999-00	1-1-0	1-1-0	2-2-0	12-13	110-106	64-42	2-11/4-18			
2000-01	2-0-0	0-1-1	2-1-1	15-11	131-98	68-48	2-11/5-21			
2001-02	0-1-1	1-0-0	2-1-1	10-10	110-94	36-24	2-9/2-13			
2002-03	1-1-0	1-1-0	2-2-0	9-8	121-86	93-102	4-25/1-20			
2003-04	1-1-0	2-0-0	3-1-0	11-5	89-95	38-40	3-12/0-11			
2005-06	1-1-0	1-1-0	2-2-0	9-13	100-118	38-44	3-20/3-17			
2006-07	1-1-0	2-0-0	3-1-0	12-11	95-127	66-52	2-18/3-18			
2007-08	2-0-0	1-0-1	3-0-1	16-5	105-102	71-64	5-13/0-11			
2008-09	1-1-0	0-2-0	1-3-0	8-11	138-133	36-32	3-14/7-16			
2009-10	2-0-0	1-1-0	3-1-0	12-7	114-106	38-42	3-16/3-14			
2010-11	2-0-0	1-1-0	3-1-0	13-11	109-99	51-33	0-5/5-14			
2011-12	2-0-0	1-1-0	3-1-0	14-8	118-108	47-34	2-14/0-15			
2012-13	0-1-0	1-1-0	1-2-0	9-11	85-65	26-24	3-9/4-10			
2013-14	1-1-0	2-0-0	3-1-0	16-11	107-100	22-16	2-7/1-10			
2014-15	1-0-1	1-1-0	2-1-1	7-7	76-137	29-25	2-9/0-11			
2015-16	1-1-0	1-2-0	2-3-0	12-12	126-126	43-43	1-11/2-11			
<b>TOTALS</b>	<b>37-21-3</b>	<b>28-25-8</b>	<b>65-46-11</b>	<b>382-339</b>	<b>3496-3289</b>	<b>1797-1749</b>	<b>83-459/101-475</b>			



# CAROLINA HURRICANES

PNC ARENA • RALEIGH, NC  
(919) 467-7825 • Fax (919) 462-0123  
carolinahurricanes.com



HURRICANES VS. DEVILS

**Executive Vice President/ General Manager**..... Ron Francis  
**Assistant General Manager/Director of Hockey Operations**.....Mike Vellucci  
**Assistant General Managers** .....Ricky Olczyk  
**Head Coach**.....Bill Peters  
**Assistant Coaches**.....Rod Brind'Amour, Steve Smith  
**Goaltending Coach**..... David Marcoux  
**Head Athletic Trainer/Strength & Conditioning Coach**.....Peter Friesen  
**Equipment Managers** .....Skip Cunningham, Bob Gorman, Jorge Alves  
**Vice President of Communications & Team Services** .....Mike Sundheim

## 2015-16 LEADERS


**Goals**..... Jeff Skinner, 28      **PIM**.....Brad Malone, 75  
**Assists**..... Jordan Staal, 28      **GAA**..... Cam Ward, 2.41  
**Points**..... Jeff Skinner, 51      **Wins**..... Cam Ward, 23  
**+/-**.....Jordan Staal, +6      **ShO**.....Eddie Lack, 2

## OTHER INFORMATION

**Leading Scorer vs. NJ**..... Ron Francis, 13g-30a-43pts  
**Leading Scorer vs. Car./Hfd.**.....Patrik Elias 22g-35a-57pts  
**Last Trade**.....Devils obtained Tuomo Ruutu for Andrei Loktionov,  
Conditional #3 2017 Draft Pick (03/05/14)  
**Stanley Cups**.....1 (2005-06)  
**2016-17 Schedule vs. Car.**..... Nov. 8, Mar. 25 @ NJ; Nov. 6, Jan. 3 @ Car.



**PETERS**



**FAULK**

## INDIVIDUAL SCORING vs. DEVILS

PLAYER	GP	2015-16						GP	CAREER			
		G	A	PTS	+/-	PIM	S		G	A	PTS	PIM
PATRICK BROWN	1	0	0	0	0	0	0	1	0	0	0	0
PHILLIP DI GIUSEPPE	3	0	0	0	1-	0	6	3	0	0	0	0
JUSTIN FAULK	4	1	2	3	1	7	9	16	4	5	9	17
RON HAINSEY	5	1	0	1	0	6	11	33	5	6	11	16
NOAH HANIFIN	5	0	0	0	0	0	5	5	0	0	0	0
EDDIE LACK	2	0	0	0	-	0	0	3	0	0	0	0
ELIAS LINDHOLM	5	0	3	3	2	0	15	13	0	4	4	0
JAY McCLEMENT	4	0	1	1	2-	2	1	20	3	2	5	2
BROCK MCGINN	1	0	0	0	0	0	1	1	0	0	0	0
RYAN MURPHY	3	0	0	0	1-	0	2	8	0	2	2	0
ANDREJ NESTRASIL	3	0	0	0	1-	0	9	7	0	1	1	0
JOAKIM NORDSTROM	5	2	1	3	1-	0	7	5	2	1	3	0
BRETT PESCE	5	1	0	1	4-	2	3	5	1	0	1	2
VICTOR RASK	5	2	0	2	2-	2	14	9	2	1	3	2
JEFF SKINNER	5	0	1	1	2-	6	10	23	10	4	14	20
JACCOB SLAVIN	4	0	3	3	4	0	5	4	0	3	3	0
JORDAN STAAL	5	0	1	1	1	0	4	50	11	11	22	22
VIKTOR STALBERG	4	0	1	1	1-	2	8	8	1	3	4	2
LEE STEMPNIAK	1	0	1	1	1	2	1	13	2	4	6	4
BRODY SUTTER	1	0	0	0	0	0	0	1	0	0	0	0
MATT TENNYSON	1	0	0	0	1	0	1	1	0	0	0	0
TEUVO TERAVAINEN	2	0	2	2	1	0	2	2	0	2	2	0
CAM WARD	3	0	0	0	-	0	0	29	1	0	1	2

Also with career statistics vs. Devils: DANNY BIEGA (1-0-0-0-0); BRYAN BICKELL (6-2-0-2-2); BRENDAN WOODS (1-0-0-0-0).

## GOALTENDING HISTORY vs. DEVILS

GOALTENDER	MIN	2015-16					MIN	CAREER						
		GA	SO	GAA	W	L		OT	GA	SO	GAA	W	L	OT
EDDIE LACK	118	6	0	3.04	1	1	0	176	9	0	3.07	1	2	0
CAM WARD	178	6	0	2.02	2	1	0	1680	74	0	2.64	12	15	2



**ALL-TIME RECORD**

DEVILS	GP	W	L	O/T	OTL	PTS	GF	GA
at New Jersey	64	29	21	14	0	72	192	197
at Chicago	32	16	8	8	0	40	94	85
	32	13	13	6	0	32	98	112

**2015-16 SUMMARY**

	GP	W	L	OT	PTS	GF	GA	SF	SA	PIM	PP	SHG
NEW JERSEY	2	2	0	0	4	7	4	48	58	21	1-5, 20.0%	0
CHICAGO	2	0	2	0	0	4	7	58	28	15	1-8, 12.5%	0

DATE	GAME#	RES	SCORE	LOCATION	GOALTENDERS	W/D GOAL
11/06/15	13	W	4-2	@ DEVILS	SCHNEIDER/Darling*	ZAJAC
11/12/15	16	W	3-2	@ Chicago	SCHNEIDER/Crawford	KALININ

\* - Crawford replaced by Darling at 20:00.

**INDIVIDUAL SCORING vs. BLACKHAWKS**

PLAYER	2015-16						WITH DEVILS				CAREER						
	GP	G	A	PTS	+/-	PIM	S	GP	G	A	PTS	PIM	GP	G	A	PTS	PIM
MICHAEL CAMMALLERI	2	1	0	1	2	2	3	3	1	0	1	2	29	9	8	17	16
VERNON FIDDLER	5	2	0	2	2	6	7	-	-	-	-	-	54	10	7	17	34
LUKE GAZDIC	1	0	0	0	1	-	0	-	-	-	-	-	4	0	0	0	0
BRANDON GORMLEY	1	0	0	0	0	0	1	-	-	-	-	-	2	0	0	0	0
ANDY GREENE	2	0	0	0	3	2	2	10	2	0	2	2	10	2	0	2	2
TAYLOR HALL	3	0	1	1	3	-	0	-	-	-	-	-	18	9	13	22	4
ADAM HENRIQUE	2	1	0	1	2	5	5	7	1	2	3	7	7	1	2	3	7
JACOB JOSEFSON	2	0	0	0	1	-	0	6	0	1	1	4	6	0	1	1	4
SERGEY KALININ	2	1	1	2	1	0	1	2	1	1	2	0	2	1	1	2	0
BEN LOVEJOY	2	0	0	0	3	-	0	-	-	-	-	-	9	0	3	3	0
JON MERRILL	2	0	0	0	0	0	2	6	0	2	2	0	6	0	2	2	0
JOHN MOORE	2	0	1	1	1	-	2	2	0	1	1	2	14	0	1	1	10
KYLE PALMIERI	2	2	2	4	3	0	5	2	2	2	4	0	12	3	4	7	17
CORY SCHNEIDER	2	0	0	0	-	0	0	4	0	0	0	0	9	0	0	0	0
DAMON SEVERSON	2	0	2	2	1	2	1	3	0	3	3	2	3	0	3	3	2
TRAVIS ZAJAC	2	1	1	2	3	2	3	12	3	3	6	2	12	3	3	6	2

Also with career statistics vs. Blackhawks: BEAU BENNETT (- - - - - with Devils/3-0-2-2-12 career); REID BOUCHER (3-0-1-1-0/3-0-1-1-0); SETH HELGESON (1-0-0-0-0/1-0-0-0-0); KEITH KINKAID (1-0-0-0-0/1-0-0-0-0); ROD PELLEY (3-0-0-0-0/5-0-0-0-0); DEVANTE SMITH-PELLY (- - - - -/5-1-0-1-0); KARL STOLLERY (- - - - -/1-0-0-0-0).

**GOALTENDING HISTORY vs. BLACKHAWKS**

GOALTENDER	2015-16					WITH DEVILS					CAREER				
	MIN	GA	SO	GAA	W L OT	MIN	GA	SO	GAA	W L OT	MIN	GA	SO	GAA	W L OT
KEITH KINKAID	-	-	-	-	-	65	2	0	1.85	0 0 1	65	2	0	1.85	0 0 1
CORY SCHNEIDER	120	4	0	2.00	2 0 0	240	11	0	2.74	2 2 0	511	25	0	2.93	4 3 1

YEAR	HOME		ROAD		TOTAL		GF-GA	SF-SA	PIM	PP/PK
	W-L-O/T	W-L-O/T	W-L-O/T	W-L-O/T						
1982-83	0-1-0	0-2-0	0-3-0	8-13	71-91	22-20	2-9/2-8			
1983-84	2-0-0	0-1-0	2-1-0	12-11	92-106	58-58	3-19/5-19			
1984-85	0-1-0	0-2-0	0-3-0	6-16	101-80	30-34	3-12/2-10			
1985-86	1-1-0	1-0-0	2-1-0	15-15	96-106	53-55	2-16/3-15			
1986-87	0-1-0	1-1-0	1-2-0	9-10	93-122	63-70	1-14/2-18			
1987-88	2-0-0	1-0-0	3-0-0	12-7	111-72	38-76	3-24/4-15			
1988-89	0-1-0	2-0-0	2-1-0	13-11	106-89	78-90	6-19/1-13			
1989-90	2-0-0	0-1-0	2-1-0	9-10	69-116	26-34	2-13/1-10			
1990-91	0-0-1	0-1-1	0-1-2	7-9	85-86	42-34	3-9/2-13			
1991-92	0-0-1	1-0-1	1-0-2	9-7	88-103	50-43	4-11/2-13			
1992-93	0-0-1	1-0-0	1-0-1	7-6	64-66	33-58	4-13/1-12			
1993-94	0-0-1	0-0-1	0-0-2	3-3	75-77	29-29	0-5/1-5			
1994-95	0-0-0	0-0-0	0-0-0	0-0	0-0	0-0	0-0/0-0			
1995-96	0-1-0	0-1-0	0-2-0	2-9	60-36	43-63	0-12/4-7			
1996-97	0-0-1	1-0-0	1-0-1	7-5	51-71	31-25	1-3/1-6			
1997-98	0-1-0	0-0-1	0-1-1	3-7	57-61	65-47	1-5/2-10			
1998-99	0-0-1	0-1-0	0-1-1	5-6	71-41	71-73	0-8/2-7			
1999-00	1-0-0	1-0-0	2-0-0	8-1	75-51	32-44	2-6/0-5			
2000-01	1-0-0	0-0-0	1-0-0	4-3	36-25	2-6	2-3/0-1			
2001-02	1-0-0	1-0-0	2-0-0	6-2	58-50	21-17	0-5/0-7			
2002-03	1-0-0	0-0-0	1-0-0	5-1	41-19	11-15	0-4/0-2			
2003-04	1-0-0	0-0-1	1-0-1	8-6	57-69	34-34	1-5/1-5			
2005-06	0-0-0	1-0-0	1-0-0	3-2	26-31	4-8	2-4/0-2			
2006-07	1-0-0	0-0-0	1-0-0	2-1	27-24	8-16	0-8/0-4			
2007-08	0-0-0	0-0-0	0-0-0	0-0	0-0	0-0	0-0/0-0			
2008-09	1-0-0	0-0-1	1-0-1	5-5	60-74	32-22	0-5/2-10			
2009-10	0-0-1	0-1-0	0-1-1	2-7	60-62	6-6	0-3/1-3			
2010-11	0-0-0	1-0-0	1-0-0	5-3	24-32	13-11	0-3/1-4			
2011-12	1-0-0	0-0-0	1-0-0	2-1	22-38	8-6	1-3/0-4			
2012-13	0-0-0	0-0-0	0-0-0	0-0	0-0	0-0	0-0/0-0			
2013-14	0-1-0	0-1-0	0-2-0	5-10	39-61	14-10	1-5/1-7			
2014-15	0-0-1	0-1-0	0-1-1	3-6	50-74	14-6	0-3/1-7			
2015-16	1-0-0	1-0-0	2-0-0	7-4	48-58	21-15	1-5/1-8			
<b>TOTALS</b>	<b>16-8-8</b>	<b>13-13-6</b>	<b>29-21-14</b>	<b>192-197</b>	<b>1913-1991</b>	<b>952-1025</b>	<b>45-254/43-250</b>			


# CHICAGO BLACKHAWKS

UNITED CENTER • CHICAGO, IL  
(312) 455-7000 • Fax (312) 455-7042  
chicagoblackhawks.com




BLACKHAWKS VS. DEVILS

<b>Senior Vice President/General Manager</b> .....	Stan Bowman
<b>Senior Vice President, Hockey Operations</b> .....	Al MacIsaac
<b>Assistant General Manager</b> .....	Norm MacIver
<b>Senior Advisor, Hockey Operations</b> .....	Scotty Bowman
<b>Head Coach</b> .....	Joel Quenneville
<b>Assistant Coaches</b> .....	Mike Kitchen, Kevin Dineen
<b>Goaltending Coach</b> .....	Jimmy Waite
<b>Strength &amp; Conditioning Coach</b> .....	Paul Goodman
<b>Head Athletic Trainer</b> .....	Mike Gapski
<b>Equipment Manager</b> .....	Troy Parchman
<b>Senior Executive Director, Communications</b> .....	Adam Rogowin



**QUENNEVILLE**



**TOEWS**

## 2015-16 LEADERS

**Goals** ..... Patrick Kane, 46  
**Assists** ..... Patrick Kane, 60  
**Points** ..... Patrick Kane, 106  
**+/-** ..... Patrick Kane, +17

**PIM** ..... Andrew Shaw, 69  
**GAA** ..... Corey Crawford, 2.37  
**Wins** ..... Corey Crawford, 35  
**ShO** ..... Corey Crawford, 7

## OTHER INFORMATION

**Leading Scorer vs. NJ** ..... Denis Savard, 14g-24a-38pts  
**Leading Scorer vs. Chi.** ..... John MacLean, 11g-8a-19pts  
**Last Trade** ..... Devils obtained # 3 2000 Draft Pick (Mike Rupp) for Bryan Muir (11/13/98)  
**Stanley Cups** ..... 6 (last time, 2014-15)  
**2016-17 Schedule vs. Chi.** ..... Oct. 28 @ NJ; Dec. 1 @ Chi.

## INDIVIDUAL SCORING vs. DEVILS

PLAYER	GP	2015-16						CAREER				
		G	A	PTS	+/-	PIM	S	GP	G	A	PTS	PIM
ARTEM ANISIMOV	2	0	0	0	3-	0	1	26	4	7	11	4
BRIAN CAMPBELL	3	0	2	2	2	2	2	39	4	12	16	12
COREY CRAWFORD	2	0	0	0	-	0	0	4	0	0	0	0
SCOTT DARLING	1	0	0	0	-	0	0	2	0	0	0	0
ANDREW DESJARDINS	2	0	0	0	3-	0	0	5	0	0	0	5
ERIK GUSTAFSSON	2	0	2	2	3	0	5	2	0	2	2	0
NIKLAS HJALMARSSON	2	0	0	0	5-	0	4	12	0	1	1	0
MARIAN HOSSA	1	0	0	0	1-	2	5	45	19	23	42	26
PATRICK KANE	2	2	1	3	1	4	11	12	3	5	8	6
TANNER KERO	2	1	0	1	2	0	3	2	1	0	1	0
MARCUS KRUGER	2	0	0	0	3-	0	3	7	0	0	0	4
BRANDON MASHINTER	1	0	0	0	1-	0	0	2	0	0	0	0
ARTEMI PANARIN	2	1	1	2	1	0	5	2	1	1	2	0
BRENT SEABROOK	2	0	0	0	1-	2	3	13	2	9	11	11
VIKTOR SVEDBERG	2	0	0	0	2-	0	1	2	0	0	0	0
JONATHAN TOEWS	2	0	1	1	1-	5	1	11	2	7	9	11
TREVOR van RIEMSDYK	2	0	0	0	3-	0	1	2	0	0	0	0

Also with career statistics vs. Devils: JAKE DOWELL (2-0-1-1-5); MATT FRASER (2-0-0-0-0); JAY HARRISON (21-2-2-4-23); RYAN HARTMAN (1-0-0-0-0); PIERRE-CEDRIC LABRIE (3-0-0-0-7); DUNCAN KEITH (11-1-7-8-4); RICHARD PANIK (5-0-1-1-0); MICHAL ROZSIVAL (52-3-9-12-30); JORDIN TOOTOO (7-1-1-2-6).

## GOALTENDING HISTORY vs. DEVILS

GOALTENDER	MIN	2015-16					CAREER							
		GA	SO	GAA	W	L	OT	MIN	GA	SO	GAA	W	L	OT
COREY CRAWFORD	78	6	0	4.59	0	2	0	203	8	0	2.36	1	2	1
SCOTT DARLING	34	1	0	1.77	0	0	0	99	3	0	1.82	1	0	0



ALL-TIME RECORD

DEVILS	GP	W	L	O/T	OTL	PTS	GF	GA
at New Jersey	73	31	30	12	0	74	228	232
at Colorado/Que.	37	19	12	6	0	44	141	115
	36	12	18	6	0	30	87	117

2015-16 SUMMARY

	GP	W	L	OT	PTS	GF	GA	SF	SA	PIM	PP	SHG
NEW JERSEY	2	0	2	0	0	1	5	55	51	17	0-5, 0.0%	0
COLORADO	2	2	0	0	4	5	1	51	55	17	0-5, 0.0%	1

DATE	GAME#	RES	SCORE	LOCATION	GOALTENDERS	W/D GOAL
12/01/15	24	L	1-2	@ DEVILS	SCHNEIDER/Berra	Barrie
03/12/16	45	L	0-3	@ Colorado	SCHNEIDER/Pickard	Duchene

INDIVIDUAL SCORING vs. AVALANCHE/NORDIQUES

PLAYER	2015-16						WITH DEVILS				CAREER							
	GP	G	A	PTS	+/-	PIM	S	GP	G	A	PTS	PIM	GP	G	A	PTS	PIM	
BEAU BENNETT	2	2	1	3	2	2	6	-	-	-	-	-	4	2	1	3	2	
JOSEPH BLANDISI	1	0	0	0	2	-	0	1	0	0	0	0	1	0	0	0	0	
MICHAEL CAMMALLERI	1	0	0	0	0	0	7	3	0	0	0	0	33	14	15	29	22	
VERNON GAZDILLER	4	0	0	0	0	2	6	-	-	-	-	-	42	4	10	14	11	
LUKE GAZDIC	1	0	0	0	1	-	0	-	-	-	-	-	6	0	0	0	9	
ANDY GREENE	2	0	0	0	1	-	0	10	1	0	1	2	10	1	0	1	2	
TAYLOR HALL	3	1	1	2	1	2	12	-	-	-	-	-	22	13	12	25	10	
ADAM HENRIQUE	2	0	0	0	2	-	0	7	0	2	2	0	7	0	2	2	0	
JACOB JOSEFSON	1	0	0	0	0	0	1	5	0	0	0	0	5	0	0	0	0	
SERGEY KALININ	2	0	0	0	0	0	1	2	0	0	0	0	2	0	0	0	0	
BEN LOVEJOY	2	0	0	0	1	4	1	-	-	-	-	-	9	1	1	2	8	
JON MERRILL	2	0	0	0	0	0	4	5	0	1	1	0	5	0	1	1	0	
JOHN MOORE	1	0	0	0	2	-	0	1	0	0	0	0	8	1	1	2	0	
KYLE PALMIERI	2	1	0	1	3	-	0	2	1	0	1	0	11	3	1	4	2	
CORY SCHNEIDER	2	0	0	0	-	0	0	6	0	0	0	0	15	0	0	0	0	
DAMON SEVERSON	2	0	0	0	2	-	2	4	0	0	0	2	4	0	0	0	2	
DEVANTE SMITH-PELLY	2	0	0	0	2	-	0	2	-	-	-	-	6	0	1	1	0	
TRAVIS ZAJAC	2	0	1	1	3	-	2	7	10	1	4	5	4	10	1	4	5	4

Also with career statistics vs. Avalanche/Nordiques: REID BOUCHER (1-1-0-1-0 with Devils/1-1-0-1-0 career); BRANDON GORMLEY (- - - - /2-0-1-1-0); SETH HELGESON (1-0-0-0-0/1-0-0-0-0); ROD PELLEY (3-0-0-0-10/7-0-0-0-10).

GOALTENDING HISTORY vs. AVALANCHE/NORDIQUES

GOALTENDER	2015-16						WITH DEVILS						CAREER									
	MIN	GA	SO	GAA	W	L	OT	MIN	GA	SO	GAA	W	L	OT	MIN	GA	SO	GAA	W	L	OT	
KEITH KINKAID	-	-	-	-	-	-	-	-	-	-	-	-	-	-	-	-	-	-	-	-	-	-
CORY SCHNEIDER	118	4	0	2.04	0	2	0	366	11	0	1.80	0	3	3	887	25	2	1.69	6	4	4	

YEAR	HOME		ROAD		TOTAL		GF-GA	SF-SA	PIM	PP/PK
	W-L-O/T	W-L-O/T	W-L-O/T	W-L-O/T						
1982-83	1-0-0	0-2-0	1-2-0	1-2-0	12-15	86-116	43-51	3-9/2-11		
1983-84	0-2-0	1-0-0	1-2-0	1-2-0	10-13	71-82	29-37	3-14/2-11		
1984-85	1-0-0	0-1-1	1-1-1	1-1-1	13-12	76-86	36-40	5-13/4-11		
1985-86	2-0-0	0-1-0	2-1-0	2-1-0	13-17	84-100	59-54	4-14/6-16		
1986-87	0-0-1	0-1-1	0-1-2	0-1-2	10-14	113-89	59-62	2-17/4-15		
1987-88	0-2-0	0-1-0	0-3-0	0-3-0	8-12	85-80	66-60	4-14/6-17		
1988-89	0-1-0	1-1-0	1-2-0	1-2-0	13-15	102-97	107-139	5-17/4-18		
1989-90	2-0-0	1-0-0	3-0-0	3-0-0	20-10	98-83	76-95	3-14/3-11		
1990-91	1-0-0	1-1-0	2-1-0	2-1-0	11-5	97-79	67-66	2-12/2-13		
1991-92	2-0-0	1-0-0	3-0-0	3-0-0	13-8	112-78	60-56	3-16/4-18		
1992-93	0-2-0	1-1-0	1-3-0	1-3-0	11-18	139-107	72-74	2-23/6-22		
1993-94	1-1-1*	1-0-1	2-1-2	2-1-2	16-10	168-120	117-67	0-14/2-22		
1994-95	2-0-0	0-2-0	2-2-0	2-2-0	12-14	115-111	26-34	3-11/3-7		
1995-96	1-0-0	1-0-0	2-0-0	2-0-0	5-3	59-56	14-16	1-7/1-6		
1996-97	0-0-1	0-1-0	0-1-1	0-1-1	2-3	64-55	18-20	0-8/1-7		
1997-98	1-0-0	1-0-0	2-0-0	2-0-0	6-1	56-44	21-25	2-9/0-7		
1998-99	1-0-0	1-0-0	2-0-0	2-0-0	8-5	63-45	24-24	3-6/1-6		
1999-00	0-0-1	0-1-0	0-1-1	0-1-1	5-10	56-49	10-12	1-6/1-5		
2000-01	1-0-0	1-0-0	2-0-0	2-0-0	12-4	58-56	25-21	4-8/1-10		
2001-02	0-1-0	0-1-0	0-2-0	0-2-0	0-4	56-41	43-37	0-5/1-8		
2002-03	0-0-0	0-1-0	0-1-0	0-1-0	1-3	33-18	26-17	1-4/1-4		
2003-04	1-0-0	0-0-1	1-0-1	1-0-1	5-4	59-49	16-16	1-6/1-6		
2005-06	0-0-1	0-0-0	0-0-1	0-0-1	3-4	31-25	6-8	1-4/2-3		
2006-07	0-0-0	0-0-0	0-0-0	0-0-0	0-0	0-0	0-0	0-0/0-0		
2007-08	0-0-0	1-0-0	1-0-0	1-0-0	4-2	27-26	15-7	0-1/1-5		
2008-09	1-0-0	0-0-0	1-0-0	1-0-0	4-0	32-24	11-13	1-4/0-3		
2009-10	0-0-0	0-1-0	0-1-0	0-1-0	1-3	38-28	21-23	0-4/0-3		
2010-11	0-1-0	0-0-0	0-1-0	0-1-0	2-3	43-22	15-26	1-3/1-4		
2011-12	1-0-0	0-1-0	1-1-0	1-1-0	2-6	52-53	23-15	0-5/0-4		
2012-13	0-0-0	0-0-0	0-0-0	0-0-0	0-0	0-0	0-0	0-0/0-0		
2013-14	0-0-1	0-0-1	0-0-2	0-0-2	2-4	62-63	16-12	0-6/1-8		
2014-15	0-1-0	0-0-1	0-1-1	0-1-1	3-5	49-58	12-8	0-4/0-6		
2015-16	0-1-0	0-1-0	0-2-0	0-2-0	1-5	55-51	17-17	0-5/0-5		
<b>TOTALS</b>	<b>19-12-6</b>	<b>12-18-6</b>	<b>31-30-12</b>	<b>228-232</b>	<b>2239-1991</b>	<b>1150-1152</b>	<b>55-283/61-292</b>			

\*Includes neutral site win @ Minneapolis, MN.

# COLORADO AVALANCHE

PEPSI CENTER • DENVER, CO  
(303) 405-1100 • Fax (303) 893-0614  
coloradoavalanche.com



AVALANCHE VS. DEVILS

**Executive Vice President/General Manager/Alternate Governor**... Joe Sakic  
**Assistant General Managers** .....Craig Billington, Chris MacFarland  
**Vice President of Hockey Administration** ..... Charlotte Grahame  
**Head Coach**.....Jared Bednar  
**Assistant Coaches**.....Tim Army, Dave Farrish, Nolan Pratt  
**Goaltending Coach**.....Francois Allaire  
**Strength & Conditioning Coach**..... Casey Bond  
**Head Athletic Trainer**.....Matthew Sokolowski  
**Head Equipment Manager**.....Mark Miller  
**Senior Vice President, Communications & Team Services** ....Jean Martneau



**BEDNAR**

## 2015-16 LEADERS

**Goals** ..... Matt Duchene, 30      **PIM** ..... Cody McLeod, 138  
**Assists** ..... Carl Soderberg, 39      **GAA** ..... Reto Berra, 2.41  
**Points** ..... Matt Duchene, 59      **Wins** ..... Semyon Varlamov, 27  
**+/-** ..... Zach Redmond, +5      **ShO** ..... R. Berra, S. Varlamov, 2



**LANDESKOG**

## OTHER INFORMATION

**Leading Scorer vs. NJ** ..... Joe Sakic, 15g-24a-39pts  
**Leading Scorer vs. Col./Que.** ..... John MacLean, 11g-14a-25pts  
**Last Trade**..... Devils obtained #3 2017 Draft Pick for Eric Gelinas (02/29/16)  
**Stanley Cups** ..... 2 (1995-96, 2000-01)  
**2016-17 Schedule vs. Col.** ..... Feb. 14 @ NJ; Mar. 9 @ Col.

## INDIVIDUAL SCORING vs. DEVILS

PLAYER	GP	2015-16					CAREER					
		G	A	PTS	+/-	PIM	S	GP	G	A	PTS	PIM
TYSON BARRIE	2	2	0	2	2	0	5	6	2	2	4	0
FRANCOIS BEAUCHEMIN	2	0	0	0	3	0	2	15	2	3	5	6
CHRIS BIGRAS	1	0	0	0	1	2	0	1	0	0	0	2
JOE COLBORNE	2	0	2	2	2	2	3	7	0	3	3	2
BLAKE COMEAU	2	0	0	0	1	4	1	27	7	8	15	14
MATT DUCHENE	2	2	0	2	2	0	8	10	3	5	8	0
MIKHAIL GRIGORENKO	1	0	0	0	1-	0	0	5	1	1	2	0
ROCCO GRIMALDI	2	0	0	0	0	0	3	2	0	0	0	0
JAROME IGINLA	2	0	0	0	1-	0	4	24	9	12	21	11
ERIK JOHNSON	1	0	1	1	0	5	2	7	1	2	3	5
GABRIEL LANDESKOG	2	0	1	1	2	2	2	8	0	4	4	4
NATHAN MacKINNON	2	0	1	1	3	2	7	5	0	2	2	2
ANDREAS MARTINSEN	2	0	0	0	0	0	1	2	0	0	0	0
CODY McLEOD	2	0	0	0	0	0	0	1	1	0	1	26
JOHN MITCHELL	2	0	0	0	0	0	3	21	5	4	9	10
CALVIN PICKARD	1	0	0	0	-	0	0	1	0	0	0	0
CARL SODERBERG	2	1	0	1	1	0	3	8	3	3	6	0
FEDOR TYUTIN	4	0	0	0	5	2	1	42	0	4	4	24
PATRICK WIERCOICH	3	0	0	0	0	0	2	11	0	1	1	2
NIKITA ZADOROV	1	0	0	0	0	0	0	4	0	0	0	0

Also with career statistics vs. Devils: PATRICK BORDELEAU (2-0-1-1-0); RYAN STANTON (4-0-2-2-0); SEMYON VARLAMOV (5-0-0-0-0); JESSE WINCHESTER (12-1-4-5-12).

## GOALTENDING HISTORY vs. DEVILS

GOALTENDER	MIN	2015-16					CAREER							
		GA	SO	GAA	W	L	OT	MIN	GA	SO	GAA	W	L	OT
CALVIN PICKARD	60	0	1	0.00	1	0	0	60	0	1	0.00	1	0	0
SEMYON VARLAMOV	-	-	-	-	-	-	-	308	8	0	1.56	4	1	0



**ALL-TIME RECORD**

	GP	W	L	O/T	OTL	PTS	GF	GA
<b>DEVILS</b>	25	12	9	4	0	28	62	64
at New Jersey	12	7	3	2	0	16	29	23
at Columbus	13	5	6	2	0	12	33	41

**2015-16 SUMMARY**

	GP	W	L	OT	PTS	GF	GA	SF	SA	PIM	PP	SHG
NEW JERSEY	5	1	4	0	2	8	18	130	125	37	3-20, 15.0%	0
COLUMBUS	5	4	1	0	8	18	8	125	130	49	2-14, 14.3%	0

DATE	GAME#	RES	SCORE	LOCATION	GOALTENDERS	W/D GOAL
10/27/15	9	L	1-3	@ DEVILS	SCHNEIDER/Bobrovsky	Atkinson
11/25/15	21	L	1-2	@ DEVILS	SCHNEIDER/Bobrovsky	Calvert
02/25/16	62	L	1-6	@ Columbus	KINKAID/Korpisalo	Foligno
03/19/16	72	L	3-6	@ Columbus	*DANIS/Bobrovsky	Bjorkstrand
03/20/16	73	W	2-1	@ DEVILS	#WEDGEWOOD/Korpisalo	SMITH-PELLY

\* - Schneider replaced by Kinkaid at 19:25.

# - Kinkaid replaced by Danis at 22:50.

**INDIVIDUAL SCORING vs. BLUE JACKETS**

PLAYER	2015-16							WITH DEVILS				CAREER					
	GP	G	A	PTS	+/-	PIM	S	GP	G	A	PTS	PIM	GP	G	A	PTS	PIM
BEAU BENNETT	2	0	0	0	1	-	0	1	-	-	-	-	6	1	0	1	2
JOSEPH BLANDISI	3	0	0	0	6	-	2	4	3	0	0	2	3	0	0	0	2
REID BOUCHER	3	2	1	3	2	0	10	6	2	2	4	0	6	2	2	4	0
MICHAEL CAMMALLERI	2	0	1	1	0	2	4	5	2	2	4	4	28	11	11	22	22
VERNON FIDDLER	2	0	0	0	2	-	2	1	-	-	-	-	50	8	5	13	33
BRANDON GORMLEY	1	0	0	0	1	-	0	1	-	-	-	-	2	0	0	0	0
ANDY GREENE	5	0	1	1	0	0	5	17	1	5	6	2	17	1	5	6	2
TAYLOR HALL	2	1	1	2	2	2	9	-	-	-	-	-	12	5	9	14	17
SETH HELGESON	2	0	0	0	1	-	0	4	2	0	0	0	2	0	0	0	0
ADAM HENRIQUE	5	2	0	2	2	-	10	14	6	3	9	2	14	6	3	9	2
JACOB JOSEFSON	3	0	0	0	5	-	0	3	8	0	2	2	0	8	0	2	2
SERGEY KALININ	5	0	0	0	2	-	4	4	5	0	0	0	4	5	0	0	4
KEITH KINKAID	2	0	0	0	-	0	0	2	0	0	0	0	2	0	0	0	0
BEN LOVEJOY	3	0	0	0	0	2	12	-	-	-	-	-	11	1	1	2	9
JON MERRILL	4	0	0	0	9	-	2	2	11	0	1	1	6	11	0	1	1
JOHN MOORE	4	0	0	0	4	-	0	7	4	0	0	0	10	0	1	1	8
VOJTECH MOZIK	1	0	0	0	1	-	0	1	1	0	0	0	1	0	0	0	0
KYLE PALMIERI	5	3	2	5	0	0	9	5	3	2	5	0	13	3	5	8	4
CORY SCHNEIDER	3	0	0	0	-	0	0	0	9	0	0	0	17	0	0	0	0
DAMON SEVERSON	5	0	2	2	4	-	4	6	8	0	3	3	4	8	0	3	3
DEVANTE SMITH-PELLY	5	2	0	2	0	0	12	2	1	0	1	0	9	3	1	4	0
SCOTT WEDGEWOOD	1	0	0	0	-	0	0	1	0	0	0	0	1	0	0	0	0
TRAVIS ZAJAC	5	0	4	4	0	0	12	17	5	5	10	10	17	5	5	10	10

Also with career statistics vs. Blue Jackets: LUKE GAZDIC (- - - - - with Devils/2-0-0-0-12 career); ANDREW MacWILLIAM (- - - - -/1-0-0-0-0); ROD PELLEY (1-0-0-0-0/4-0-0-0-0).

**GOALTENDING HISTORY vs. BLUE JACKETS**

GOALTENDER	2015-16					WITH DEVILS					CAREER				
	MIN	GA	SO	GAA	W L OT	MIN	GA	SO	GAA	W L OT	MIN	GA	SO	GAA	W L OT
KEITH KINKAID	63	6	0	5.73	0 0 0	63	6	0	5.71	0 0 0	63	6	0	5.71	0 0 0
CORY SCHNEIDER	136	8	0	3.54	0 3 0	494	21	1	2.55	3 5 1	961	36	2	2.25	9 6 2
SCOTT WEDGEWOOD	60	1	0	1.00	1 0 0	60	1	0	1.00	1 0 0	60	1	0	1.00	1 0 0

YEAR	HOME		ROAD		TOTAL		GF-GA	SF-SA	PIM	PP/PK
	W-L-O/T	W-L-O/T	W-L-O/T	W-L-O/T						
2000-01	0-0-1	1-0-0	1-0-1	1-0-1	2-0-2	1-0-1	8-5	75-39	33-25	4-9/0-8
2001-02	0-0-0	0-1-0	0-1-0	0-1-0	0-1-0	0-1-0	1-3	30-23	7-9	0-1/0-0
2002-03	1-0-0	0-1-0	1-1-0	1-1-0	2-1-0	1-1-0	5-6	65-49	32-34	0-12/3-11
2003-04	0-0-0	1-0-0	1-0-0	1-0-0	1-0-0	1-0-0	4-3	39-31	15-11	1-3/1-5
2005-06	0-0-0	0-0-1	0-0-1	0-0-1	0-0-1	0-0-1	2-3	30-39	17-21	0-7/1-5
2006-07	1-0-0	0-0-0	1-0-0	1-0-0	2-0-0	1-0-0	1-0	21-22	15-27	0-5/0-4
2007-08	0-0-0	0-0-0	0-0-0	0-0-0	0-0-0	0-0-0	0-0	0-0	0-0	0-0/0-0
2008-09	0-0-0	1-0-0	1-0-0	1-0-0	2-0-0	1-0-0	2-1	28-27	6-2	1-1/0-3
2009-10	1-0-0	0-0-0	1-0-0	1-0-0	2-0-0	1-0-0	6-3	30-22	23-19	3-6/0-3
2010-11	0-0-0	1-0-0	1-0-0	1-0-0	2-0-0	1-0-0	3-0	31-13	2-8	0-4/0-1
2011-12	1-0-0	0-0-0	1-0-0	1-0-0	2-0-0	1-0-0	2-1	24-36	12-6	0-3/0-6
2012-13	0-0-0	0-0-0	0-0-0	0-0-0	0-0-0	0-0-0	0-0	0-0	0-0	0-0/0-0
2013-14	1-0-1	0-2-0	1-2-1	1-2-1	2-2-2	1-1-1	11-13	111-96	30-32	3-12/1-12
2014-15	1-1-0	1-0-1	2-1-1	2-1-1	4-2-2	2-2-2	9-8	97-122	38-48	4-17/2-13
2015-16	1-2-0	0-2-0	1-4-0	1-4-0	2-6-0	2-6-0	8-18	130-125	37-49	3-20/2-14
<b>TOTALS</b>	<b>7-3-2</b>	<b>5-6-2</b>	<b>12-9-4</b>	<b>12-9-4</b>	<b>24-18-8</b>	<b>12-9-4</b>	<b>62-64</b>	<b>711-644</b>	<b>267-291</b>	<b>19-100/10-85</b>


# COLUMBUS BLUE JACKETS

NATIONWIDE ARENA • COLUMBUS, OH  
(614) 246-4625 • Fax (614) 246-4007  
BlueJackets.com



BLUE JACKETS VS. DEVILS

**President, Hockey Operations & Alternate Governor** ..... John Davidson  
**General Manager** ..... Jarmo Kekalainen  
**Assistant General Manager** ..... Bill Zito  
**Head Coach** ..... John Tortorella  
**Assistant Coaches** ..... Brad Larsen, Kenny McCudden, Brad Shaw  
**Goaltending Coach** ..... Ian Clark  
**Strength & Conditioning Coach** ..... Kevin Collins  
**Head Athletic Trainer** ..... Mike Vogt  
**Equipment Manager** ..... Tim LeRoy  
**Vice President, Communications & Team Services** ..... Todd Sharrock



**TORTORELLA**

## 2015-16 LEADERS

**Goals** ..... Brandon Saad, 31      **PIM** ..... Scott Hartnell, 112  
**Assists** ..... Alexander Wennberg, 32      **GAA** ..... Joonas Korpi, 2.60  
**Points** ..... Brandon Saad, 53      **Wins** ..... Joonas Korpi, 16  
**+/-** ..... Kevin Connauton, +16      **ShO** ..... Sergei Bobrovsky, 1

## OTHER INFORMATION

**Leading Scorer vs. NJ** ..... Brandon Dubinsky, 4g-6a-10pts  
**Leading Scorer vs. CBJ** ..... Patrik Elias, 4g-13a-17pts  
**Last Trade** ..... Devils obtained Grant Marshall for conditional 2004 Draft Pick (later traded to Calgary-Kristopher Hogg) (03/10/03)  
**Stanley Cups** ..... None  
**2016-17 Schedule vs. CBJ** ..... Mar. 5, Mar. 19 @ NJ; Feb. 4, Mar. 7 @ CBJ



**FOLIGNO**

## INDIVIDUAL SCORING vs. DEVILS

PLAYER	GP	2015-16					CAREER					
		G	A	PTS	+/-	PIM	S	GP	G	A	PTS	PIM
CAM ATKINSON	5	2	1	3	4	0	14	13	5	4	9	0
OLIVER BJORKSTRAND	2	2	0	2	2	0	7	2	2	0	2	0
SERGEI BOBROVSKY	3	0	0	0	-	0	0	11	0	0	0	0
MATT CALVERT	5	1	5	6	8	0	6	9	2	5	7	4
GREGORY CAMPBELL	5	0	3	3	4	5	2	38	4	8	12	29
DAVID CLARKSON	1	0	1	1	1	0	1	8	0	2	2	8
BRANDON DUBINSKY	5	1	2	3	3	8	11	43	15	17	32	48
NICK FOLIGNO	5	3	2	5	2	4	6	30	8	8	16	28
SAM GAGNER	3	0	0	0	2-	0	3	11	1	1	2	0
CODY GOLOUBEV	3	0	0	0	5	0	0	7	0	1	1	4
SCOTT HARTNELL	5	1	2	3	2-	2	8	56	12	11	23	71
BOONE JENNER	5	2	1	3	1	0	12	10	2	1	3	2
JACK JOHNSON	3	0	1	1	1	2	4	17	2	6	8	4
SETH JONES	4	1	0	1	1	0	5	8	1	1	2	2
WILLIAM KARLSSON	5	2	3	5	3	0	8	5	2	3	5	0
JOONAS KORPISALO	2	0	0	0	-	0	0	2	0	0	0	0
RYAN MURRAY	5	0	1	1	6	2	4	10	0	2	2	2
DALTON PROUT	5	0	2	2	3	12	4	11	0	2	2	14
BRANDON SAAD	5	1	0	1	1	2	10	9	2	3	5	2
DAVID SAVARD	5	0	2	2	2	6	5	13	0	3	3	19
ALEXANDER WENNBERG	4	0	2	2	2	0	3	8	0	4	4	0

Also with career statistics vs. Devils: RYAN CRAIG (11-0-1-1-7); ANTON FORSBERG (1-0-0-0-0); BRETT GALLANT (1-0-0-0-0); CURTIS McELHINNEY (5-0-0-0-0).

## GOALTENDING HISTORY vs. DEVILS

GOALTENDER	MIN	2015-16					CAREER							
		GA	SO	GAA	W	L	OT	MIN	GA	SO	GAA	W	L	OT
SERGEI BOBROVSKY	180	5	0	1.67	3	0	0	630	30	0	2.86	7	3	1
ANTON FORSBERG	-	-	-	-	-	-	-	59	3	0	3.04	0	1	0
JOONAS KORPISALO	118	3	0	1.52	1	1	0	118	3	0	1.52	1	1	0
CURTIS McELHINNEY	-	-	-	-	-	-	-	260	7	0	1.61	3	1	0



**ALL-TIME RECORD**

DEVILS	GP	W	L	O/T	OTL	PTS	GF	GA
at New Jersey	63	29	29	4	1	63	188	185
at Dallas/Min.	31	16	12	3	0	35	102	85
	32	13	17	1	1	28	86	100

**2015-16 SUMMARY**

	GP	W	L	OT	PTS	GF	GA	SF	SA	PIM	PP	SHG
NEW JERSEY	2	1	1	0	2	5	6	50	56	17	1-7, 14.3%	0
DALLAS	2	1	0	1	3	6	5	56	50	19	0-6, 0-0%	1

DATE	GAME#	RES	SCORE	LOCATION	GOALTENDERS	W/D GOAL
01/02/16	39	Wo	3-2	@ DEVILS	SCHNEIDER/Niemi	MOORE
03/04/16	66	L	2-4	@ Dallas	KINKAID/Lehtonen	Sceivour

\* - Schneider replaced by Kinkaid at 41:57.

**INDIVIDUAL SCORING vs. STARS/NORTH STARS**

PLAYER	2015-16					WITH DEVILS					CAREER						
	GP	G	A	PTS	+/-	PIM	S	GP	G	A	PTS	PIM	GP	G	A	PTS	PIM
BEAU BENNETT	1	0	0	0	1	-	2	1	-	-	-	-	2	0	0	0	2
JOSEPH BLANDISI	1	0	0	0	0	0	0	1	0	0	0	0	1	0	0	0	0
REID BOUCHER	1	0	0	0	2	-	2	2	2	0	0	0	2	2	0	0	0
LUKE GAZDIC	2	0	0	0	1	-	0	1	-	-	-	-	5	0	0	0	2
ANDY GREENE	2	0	0	0	0	0	2	13	0	3	3	2	13	0	3	3	2
TAYLOR HALL	3	1	1	2	3	-	0	8	-	-	-	-	19	6	8	14	8
ADAM HENRIQUE	2	1	2	3	2	-	0	4	8	2	4	6	4	8	2	4	6
JACOB JOSEFSON	1	0	0	0	0	0	1	3	0	2	2	0	3	0	2	2	0
SERGEY KALININ	2	0	1	1	0	0	1	2	0	1	1	0	2	0	1	1	0
KEITH KINKAID	1	0	0	0	-	0	0	2	0	0	0	0	2	0	0	0	0
BEN LOVEJOY	2	0	0	0	0	2	3	-	-	-	-	-	12	0	0	0	6
JON MERRILL	2	0	0	0	0	2	2	6	1	0	1	2	6	1	0	1	2
JOHN MOORE	2	1	1	2	0	4	3	2	1	1	2	4	9	2	3	5	6
KYLE PALMIERI	2	1	0	1	1	-	0	5	2	1	0	1	0	16	2	3	5
CORY SCHNEIDER	2	0	0	0	-	0	0	6	0	0	0	0	14	0	0	0	0
DAMON SEVERSON	2	0	1	1	1	0	2	4	0	1	1	0	4	0	1	1	0
DEVANTE SMITH-PELLY	1	1	0	1	0	0	1	1	1	0	1	0	4	1	0	1	0
TRAVIS ZAJAC	2	0	0	0	1	-	0	4	14	5	6	11	4	14	5	6	11

Also with career statistics vs. Stars/North Stars: MICHAEL CAMMALLERI (2-0-0-0-0 with Devils/49-16-16-32-32 career); VERNON FIDDLER (- - - - /27-1-5-6-8); BRANDON GORMLEY (- - - - /3-0-0-0-0).

**GOALTENDING HISTORY vs. STARS/NORTH STARS**

GOALTENDER	2015-16					WITH DEVILS					CAREER				
	MIN	GA	SO	GAA	W L OT	MIN	GA	SO	GAA	W L OT	MIN	GA	SO	GAA	W L OT
KEITH KINKAID	17	0	0	0.00	0 0 0	35	0	0	0.00	0 0 0	35	0	0	0.00	0 0 0
CORY SCHNEIDER	103	5	0	2.91	1 1 0	329	13	1	2.37	3 2 1	805	32	1	2.39	8 5 1

YEAR	HOME W-L-O/T	ROAD W-L-O/T	TOTAL W-L-O/T	GF-GA	SF-SA	PIM	PP/PK
1982-83	0-2-0	0-1-0	0-3-0	6-13	76-101	61-67	3-14/3-11
1983-84	0-1-0	1-1-0	1-2-0	3-9	86-102	46-54	0-17/2-10
1984-85	1-0-1	0-1-0	1-1-1	9-9	92-97	78-72	2-14/2-14
1985-86	0-1-0	1-1-0	1-2-0	11-18	98-92	37-37	1-10/4-10
1986-87	1-1-0	0-1-0	1-2-0	10-13	113-98	70-88	2-21/3-17
1987-88	1-0-0	2-0-0	3-0-0	15-10	106-91	102-86	3-13/3-16
1988-89	1-1-0	0-0-1	1-1-1	8-11	97-100	71-83	2-14/3-13
1989-90	0-1-0	1-1-0	1-2-0	10-10	102-103	61-50	1-13/2-9
1990-91	1-1-0	1-0-0	2-1-0	11-8	84-99	53-45	4-14/2-17
1991-92	0-1-0	0-1-0	0-2-0	4-7	55-50	54-78	1-9/0-3
1992-93	1-0-0	0-1-0	1-1-0	7-5	57-54	64-80	3-9/1-11
1993-94	1-0-0	1-0-0	2-0-0	10-2	67-59	48-45	2-10/1-10
1994-95	0-0-0	0-0-0	0-0-0	0-0	0-0	0-0	0-0/0-0
1995-96	1-0-0	0-1-0	1-1-0	7-4	75-62	47-60	5-15/1-12
1996-97	0-1-0	1-0-0	1-1-0	5-6	53-59	19-13	0-4/0-7
1997-98	0-1-0	0-1-0	0-2-0	4-7	46-62	42-14	2-5/0-9
1998-99	0-0-0	1-0-0	1-0-0	5-2	25-18	12-10	0-4/2-5
1999-00	0-1-0	0-1-0	0-2-0	3-5	49-60	16-12	1-4/1-6
2000-01	1-0-0	1-0-0	2-0-0	8-2	42-57	18-12	1-4/0-7
2001-02	0-0-0	1-0-0	1-0-0	3-0	21-22	6-4	1-2/0-3
2002-03	1-0-0	0-0-0	1-0-0	5-3	32-25	6-6	0-3/1-3
2003-04	0-0-0	0-1-0	0-1-0	0-2	21-21	14-16	0-3/1-2
2005-06	0-0-0	0-0-0	0-0-0	0-0	0-0	0-0	0-0/0-0
2006-07	0-0-0	0-1-0	0-1-0	1-3	20-31	15-33	1-9/0-5
2007-08	1-0-0	0-0-0	1-0-0	4-2	26-21	6-6	0-3/0-3
2008-09	1-0-0	0-1-0	1-1-0	7-4	56-65	29-23	1-8/1-8
2009-10	1-0-0	0-1-0	1-1-0	7-5	61-54	16-20	3-9/2-7
2010-11	0-0-1	1-0-0	1-0-1	4-4	53-47	14-14	2-5/0-5
2011-12	1-0-0	0-1-0	1-1-0	7-6	63-59	14-12	0-5/0-6
2012-13	0-0-0	0-0-0	0-0-0	0-0	0-0	0-0	0-0/0-0
2013-14	1-0-0	1-0-0	2-0-0	4-2	58-42	16-14	2-5/0-6
2014-15	0-0-1	0-1-0	0-1-1	5-7	58-73	18-14	1-2/1-4
2015-16	1-0-0	0-1-0	1-1-0	5-6	50-56	17-19	1-7/0-6
<b>TOTALS</b>	<b>16-12-3</b>	<b>13-18-1</b>	<b>29-30-4</b>	<b>188-185</b>	<b>1842-1880</b>	<b>1064-1087</b>	<b>45-255/36-245</b>




# DALLAS STARS

AMERICAN AIRLINES CENTER • DALLAS, TX  
(214) 387-5500 • Fax (214) 387-5564  
dallasstars.com



STARS VS. DEVILS

<b>General Manager</b> .....	Jim Nill
<b>Senior Advisor to the General Manager</b> .....	Les Jackson
<b>Assistant General Managers</b> .....	Scott White, Mark Janko
<b>Head Coach</b> .....	Lindy Ruff
<b>Assistant Coaches</b> .....	Curt Fraser, James Patrick
<b>Goaltending Coach</b> .....	Jeff Reese
<b>Strength &amp; Rehabilitation Coach</b> .....	Brad Jellis
<b>Head Athletic Trainer</b> .....	Dave Zeis
<b>Head Equipment Manager</b> .....	Steve Sumner
<b>Vice President, Communications</b> .....	Tom Holy




**RUFF**

## 2015-16 LEADERS

<b>Goals</b> .....	Jamie Benn, 41	<b>PIM</b> .....	Antoine Roussel, 123
<b>Assists</b> .....	Jamie Benn, 48	<b>GAA</b> .....	Antti Niemi, 2.67
<b>Points</b> .....	Jamie Benn, 89	<b>Wins</b> .....	K. Lehtonen, A. Niemi, 25
<b>+/-</b> .....	John Klingberg, +22	<b>ShO</b> .....	Antti Niemi, 3

## OTHER INFORMATION

<b>Leading Scorer vs. NJ</b> .....	Neal Broten, 11g-17a-28pts
<b>Leading Scorer vs. Dal./Min.</b> .....	Patrik Elias, 6g-19a-25pts
<b>Last Trade</b> .....	Devils obtained #3 2011 Draft Pick (Blake Coleman) for Jamie Langenbrunner (01/07/11)
<b>Stanley Cups</b> .....	1 (1998-99)
<b>2016-17 Schedule vs. Dal.</b> .....	Mar. 26 @ NJ; Nov. 15 @ Dal.



**JA. BENN**

## INDIVIDUAL SCORING vs. DEVILS

PLAYER	GP	2015-16						CAREER				
		G	A	PTS	+/-	PIM	S	GP	G	A	PTS	PIM
JAMIE BENN	2	0	0	0	2-	2	7	12	2	2	4	14
JORDIE BENN	1	0	0	0	0	0	1	5	0	0	0	4
ANDREW BODNARCHUK	1	0	0	0	1-	2	0	1	0	0	0	2
ADAM CRACKNELL	1	0	0	0	0	0	1	3	0	0	0	2
CODY EAKIN	2	0	0	0	0	0	9	8	0	1	1	2
PATRICK EAVES	1	0	0	0	1	0	1	18	5	4	9	6
RADEK FAKSA	2	0	1	1	0	0	0	2	0	1	1	0
DAN HAMHUIS	2	0	0	0	0	2	3	12	0	2	2	10
ALES HEMSKY	1	0	0	0	1-	0	0	13	2	6	8	8
JIRI HUDLER	3	0	0	0	0	2	4	12	1	6	7	6
MATTIAS JANMARK	2	0	3	3	3	0	1	2	0	3	3	0
JOHN KLINGBERG	2	0	1	1	0	0	1	3	0	1	1	0
KARI LEHTONEN	1	0	0	0	-	0	0	17	0	1	1	0
ANTTI NIEMI	1	0	0	0	-	0	0	6	0	0	0	0
PATRIK NEMETH	1	0	0	0	0	0	1	1	0	0	0	0
VALERI NICHUSHKIN	1	1	1	2	2	0	3	3	1	2	3	0
JOHNNY ODUYA	2	0	1	1	0	2	0	16	0	3	3	8
BRETT RITCHIE	1	0	0	0	1-	5	3	1	0	0	0	5
ANTOINE ROUSSEL	2	0	0	0	0	4	1	5	0	2	2	9
TYLER SEGUIN	2	0	0	0	2-	0	5	17	4	6	10	8
PATRICK SHARP	1	1	0	1	0	0	3	17	7	2	9	8
JASON SPEZZA	2	1	1	2	2	2	3	34	8	26	34	18

Also with career statistics vs. Devils: CURTIS MCKENZIE (1-0-0-0-5); JAMIE OLEKSIK (1-0-0-0-0).

## GOALTENDING HISTORY vs. DEVILS

GOALTENDER	MIN	2015-16					CAREER							
		GA	SO	GAA	W	L	OT	MIN	GA	SO	GAA	W	L	OT
KARI LEHTONEN	60	2	0	2.00	1	0	0	1000	44	1	2.64	10	6	1
ANTTI NIEMI	62	3	0	2.91	0	0	1	369	12	0	1.95	4	1	1



**ALL-TIME RECORD**

DEVILS	GP	W	L	O/T	OTL	PTS	GF	GA
at New Jersey	65	28	27	9	1	66	204	199
at Detroit	32	12	9	7	0	39	99	82
	33	12	18	2	1	27	105	117

**2015-16 SUMMARY**

	GP	W	L	OT	PTS	GF	GA	SF	SA	PIM	PP	SHG
NEW JERSEY	3	2	1	0	4	7	6	77	78	24	2-11, 18.2%	0
DETROIT	3	1	1	1	3	6	7	78	78	28	4-9, 44.4%	0

DATE	GAME#	RES	SCORE	LOCATION	GOALTENDERS	W/D GOAL
12/11/15	29	Wo	3-2	@ DEVILS	SCHNEIDER/Howard	PALMIERI
12/22/15	35	W	4-3	@ Detroit	SCHNEIDER/Mrazek*	KALININ
01/04/16	40	L	0-1	@ DEVILS	SCHNEIDER/Mrazek	Larkin

\* - Howard replaced by Mrazek at 14:17.

**INDIVIDUAL SCORING vs. RED WINGS**

PLAYER	2015-16						WITH DEVILS				CAREER						
	GP	G	A	PTS	+/-	PIM	S	GP	G	A	PTS	PIM	GP	G	A	PTS	PIM
BEAU BENNETT	1	0	0	0	1	0	1	-	-	-	-	-	4	0	0	0	0
JOSEPH BLANDISI	1	0	0	0	0	0	3	1	0	0	0	0	1	0	0	0	0
MICHAEL CAMMALLERI	2	0	0	0	0	2	6	4	2	0	2	2	28	11	16	27	14
VERNON FIDDLER	2	1	1	2	1	2	2	-	-	-	-	-	47	3	4	7	22
ANDY GREENE	3	0	1	1	2	4	2	13	1	3	4	6	13	1	3	4	6
TAYLOR HALL	2	0	0	0	1	-	2	7	-	-	-	6	14	2	3	5	8
ADAM HENRIQUE	2	0	0	0	0	2	1	8	3	2	5	6	8	3	2	5	6
JACOB JOSEFSON	2	0	1	1	1	0	5	5	0	1	1	0	5	0	1	1	0
SERGEY KALININ	3	2	0	2	1	0	5	3	2	0	2	0	3	2	0	2	0
BEN LOVEJOY	3	1	0	1	3	0	4	-	-	-	-	-	11	1	2	3	0
JON MERRILL	2	0	1	1	0	2	0	6	0	1	1	4	6	0	1	1	4
JOHN MOORE	3	0	0	0	1	0	5	3	0	0	0	0	14	2	3	5	0
KYLE PALMIERI	3	2	2	4	1	0	10	3	2	2	4	0	10	4	5	9	7
CORY SCHNEIDER	3	0	0	0	-	0	0	8	0	0	0	2	11	0	0	0	2
DAMON SEVERSON	3	1	0	1	0	4	3	5	1	2	3	6	5	1	2	3	6
DEVANTE SMITH-PELLY	1	0	0	0	0	0	0	-	-	-	-	-	7	0	0	0	4
TRAVIS ZAJAC	2	0	0	0	0	0	1	14	1	3	4	8	14	1	3	4	8

Also with career statistics vs. Red Wings: REID BOUCHER (1-0-0-0-0 with Devils/1-0-0-0-0 career); LUKE GAZDIC (- - - - /2-0-0-0-0); KEITH KINKAID (1-0-0-0-0/1-0-0-0-0); ROD PELLEY (3-0-0-0-0/5-0-1-2).

**GOALTING HISTORY vs. RED WINGS**

GOALTENDER	2015-16						WITH DEVILS						CAREER								
	MIN	GA	SO	GAA	W	L	OT	MIN	GA	SO	GAA	W	L	OT	MIN	GA	SO	GAA	W	L	OT
KEITH KINKAID	-	-	-	-	-	-	0	17	0	0	0.00	0	0	0	17	0	0	0.00	0	0	0
CORY SCHNEIDER	183	6	0	1.97	2	1	0	466	27	0	3.47	2	5	1	603	30	0	2.99	3	6	1

YEAR	HOME		ROAD		TOTAL		GF-GA	SF-SA	PIM	PP/PK
	W-L-O/T	W-L-O/T	W-L-O/T	W-L-O/T						
1982-83	1-0-0	0-1-1	1-1-1	7-8	46-44	2-12/1-13				
1983-84	1-1-0	1-0-0	2-1-0	13-9	74-86	4-17/4-14				
1984-85	0-0-1	1-1-0	1-1-1	14-14	80-78	6-16/5-16				
1985-86	1-0-1	1-0-0	2-0-1	13-7	77-87	4-13/5-15				
1986-87	1-0-0	1-1-0	2-1-0	10-11	95-79	2-11/2-10				
1987-88	0-2-0	0-1-0	0-3-0	9-13	87-76	3-20/6-17				
1988-89	1-0-0	1-0-1	2-0-1	14-8	83-77	4-18/3-15				
1989-90	1-0-1	0-1-0	1-1-1	10-8	102-93	3-13/1-11				
1990-91	0-0-1	2-0-0	2-0-1	15-6	81-75	4-17/2-14				
1991-92	0-1-1	1-0-0	1-1-1	8-12	75-85	2-15/5-13				
1992-93	1-0-0	0-1-0	1-1-0	11-11	82-64	1-6/3-9				
1993-94	0-1-0	1-0-0	1-1-0	10-6	61-62	0-6/2-7				
1994-95	0-0-0	0-0-0	0-0-0	0-0	0-0	0-0/0-0				
1995-96	1-0-0	0-1-0	1-1-0	5-5	38-47	1-9/2-12				
1996-97	1-0-0	1-0-0	2-0-0	5-1	60-61	0-11/0-9				
1997-98	1-0-0	0-1-0	1-1-0	7-6	67-49	4-13/2-10				
1998-99	0-0-1	0-1-0	0-1-1	3-5	56-59	0-8/1-8				
1999-00	0-0-0	0-1-0	0-1-0	1-3	36-27	0-3/0-6				
2000-01	1-0-0	0-0-0	1-0-0	3-1	37-29	0-2/0-1				
2001-02	1-0-0	0-1-0	1-1-0	6-5	67-44	1-5/1-6				
2002-03	1-0-0	0-1-0	1-1-0	3-3	56-41	2-8/1-6				
2003-04	0-0-0	0-1-0	0-1-0	2-5	33-20	0-7/2-2				
2005-06	0-0-0	0-1-0	0-1-0	2-5	27-44	0-5/1-3				
2006-07	0-1-0	0-0-0	0-1-0	1-2	22-36	1-7/1-7				
2007-08	0-0-0	0-0-0	0-0-0	0-0	0-0	0-0/0-0				
2008-09	0-0-0	0-1-0	0-1-0	1-3	25-31	0-3/0-4				
2009-10	1-0-0	0-0-0	1-0-0	4-3	26-31	0-2/1-3				
2010-11	0-1-0	0-1-0	0-2-0	2-7	58-52	1-8/0-6				
2011-12	0-0-0	1-0-0	1-0-0	2-1	21-24	0-2/1-1				
2012-13	0-0-0	0-0-0	0-0-0	0-0	0-0	0-0/0-0				
2013-14	1-1-0	0-1-0	1-2-0	9-13	65-77	2-10/4-12				
2014-15	0-0-1	0-2-0	0-2-1	7-12	55-91	2-10/4-12				
2015-16	1-1-0	1-0-0	2-1-0	7-6	77-78	2-11/4-9				
<b>TOTALS</b>	<b>16-9-7</b>	<b>12-19-2</b>	<b>28-28-9</b>	<b>204-199</b>	<b>1808-1790</b>	<b>1071-1040</b>	<b>51-285/64-271</b>			

# DETROIT RED WINGS

JOE LOUIS ARENA • DETROIT, MI  
(313) 394-7000 • Fax (313) 567-0296  
detroitredwings.com



RED WINGS VS. DEVILS


<b>Executive Vice President/General Manager</b> .....	Ken Holland
<b>Assistant General Manager</b> .....	Ryan Martin
<b>Special Assistant to General Manager</b> .....	Kris Draper
<b>Head Coach</b> .....	Jeff Blashill
<b>Assistant Coaches</b> .....	John Torchetti, Doug Houda, Pat Ferschweiler, Chris Chelios
<b>Assistant Coach/Video</b> .....	Dave Noel-Bernier
<b>Goaltending Coach</b> .....	Jeff Salajko
<b>Strength &amp; Conditioning Coach</b> .....	Mike Kadar
<b>Athletic Trainer</b> .....	Piet Van Zant
<b>Head Equipment Manager</b> .....	Paul Boyer
<b>Senior VP, Marketing &amp; Communications</b> .....	Craig Turnbull



**BLASHILL**

## 2015-16 LEADERS

<b>Goals</b> .....Tomas Tatar, 29	<b>PIM</b> ..... Kyle Quincey, 77
<b>Assists</b> ..... Henrik Zetterberg, 49	<b>GAA</b> ..... Petr Mrazek, 2.38
<b>Points</b> ..... Henrik Zetterberg, 66	<b>Wins</b> ..... Jimmy Howard, 23
<b>+/-</b> ..... Pavel Datsyuk, +12	<b>ShO</b> ..... Petr Mrazek, 3



**ZETTERBERG**

## OTHER INFORMATION

<b>Leading Scorer vs. NJ</b> .....	Steve Yzerman, 13g-34a-47pts
<b>Leading Scorer vs. Det</b> .....	John MacLean, 17g-13a-30pts
<b>Last Trade</b> .....	Devils obtained conditional #3 2016 Draft Pick for Marek Zidlicky (03/02/15)
<b>Stanley Cups</b> .....	11 (last time 2007-08)
<b>2016-17 Schedule vs. Det.</b> .....	Nov. 25@ NJ; Jan. 31, Apr. 9 @ Det.

## INDIVIDUAL SCORING vs. DEVILS

PLAYER	GP	2015-16					PIM	S	GP	CAREER			
		G	A	PTS	+/-	G				A	PTS	PIM	
JUSTIN ABDELKADER	3	0	0	0	0	0	10	4	13	1	3	4	12
DANNY DeKEYSER	3	0	0	0	0	1-	2	4	8	0	1	1	2
JONATHAN ERICSSON	2	0	0	0	0	0	0	1	12	0	2	2	15
LUKE GLENDENING	3	0	0	0	0	1-	0	3	8	0	0	0	6
MIKE GREEN	3	1	1	2	1-	0	3	30	8	10	18	21	
DARREN HELM	3	0	0	0	0	2	4	10	3	3	6	2	
JIMMY HOWARD	2	0	0	0	0	-	0	7	0	0	0	0	
TOMAS JURCO	2	0	1	1	1-	0	4	6	0	2	2	4	
NIKLAS KRONWALL	3	0	2	2	1-	2	2	14	1	7	8	6	
DYLAN LARKIN	3	2	0	2	2	0	9	3	2	0	2	0	
ALEXEY MARCHENKO	3	0	0	0	1-	2	0	3	0	0	0	2	
PETR MRAZEK	2	0	0	0	-	0	0	3	0	0	0	0	
FRANS NIELSEN	4	1	0	1	1	0	9	44	8	14	22	14	
TOMAS NOSEK	1	0	0	0	0	0	0	1	0	0	0	0	
GUSTAV NYQUIST	3	1	0	1	3-	0	4	10	2	7	9	2	
RILEY SHEAHN	3	1	1	2	0	0	0	8	2	2	4	0	
BRENDAN SMITH	3	0	0	0	1-	0	5	8	3	0	3	2	
THOMAS VANEK	2	0	0	0	2-	0	2	35	11	5	16	18	
TOMAS TATAR	3	1	0	1	3-	2	7	9	2	2	4	2	
HENRIK ZETTERBERG	3	0	2	2	0	4	5	16	2	10	12	10	

Also with career statistics vs. Devils: BEN STREET (1-0-0-0-0); DANIEL CLEARY (10-1-1-2-2); JOHAN FRANZEN (11-6-6-12-4); BRIAN LASHOFF (3-0-0-0-2); DREW MILLER (12-2-2-4-2); XAVIER OUELLET (2-1-0-1-2); STEVE OTT (18-1-5-6-19); ERIC TANGRADI (7-0-1-1-4); JOE VITALE (11-0-1-1-8).

## GOALTENDING HISTORY vs. DEVILS

GOALTENDER	MIN	2015-16					MIN	GA	SO	GAA	W	L	OT	
		GA	SO	GAA	W	L								OT
JIMMY HOWARD	78	6	0	4.62	0	0	1	376	16	0	2.55	3	2	1
PETR MRAZEK	104	1	1	0.58	1	1	0	169	5	1	1.78	2	1	0



**ALL-TIME RECORD**

DEVILS	GP	W	L	O/T	OTL	PTS	GF	GA
at New Jersey	60	25	27	8	0	58	190	206
at Edmonton	31	13	16	2	0	28	92	95
	29	12	11	6	0	30	98	111

**2015-16 SUMMARY**

	GP	W	L	OT	PTS	GF	GA	SF	SA	PIM	PP	SHG
NEW JERSEY	2	1	1	0	2	3	6	46	47	23	3-9, 33.3%	0
EDMONTON	2	1	1	0	2	6	3	47	46	23	1-9, 11.1%	0

DATE	GAME#	RES	SCORE	LOCATION	GOALTENDERS	W/D GOAL
11/20/15	19	L	1-5	@ Edmonton	KINKAID/Nilsson	Klefboom
02/09/16	55	W	2-1	@ DEVILS	SCHNEIDER/Talbot	BOUCHER

**INDIVIDUAL SCORING vs. OILERS**

PLAYER	2015-16						WITH DEVILS				CAREER							
	GP	G	A	PTS	+/-	PIM	S	GP	G	A	PTS	PIM	GP	G	A	PTS	PIM	
BEAU BENNETT	3	0	0	0	0	0	3	-	-	-	-	-	3	0	0	0	0	
JOSEPH BLANDISI	1	0	0	0	0	0	2	-	1	0	0	0	1	0	0	0	0	
REID BOUCHER	1	1	1	2	1	0	5	1	1	1	2	0	1	1	1	2	0	
MICHAEL CAMMALLERI	1	0	0	0	2	-	2	3	0	0	0	2	36	12	14	26	16	
VERNON FIDLER	3	0	1	1	0	0	3	-	-	-	-	-	36	4	12	16	12	
ANDY GREENE	2	0	0	0	2	-	2	9	0	1	1	6	9	0	1	1	6	
SETH HELGESON	1	0	0	0	0	0	7	2	0	0	0	7	2	0	0	0	7	
ADAM HENRIQUE	2	1	1	2	1	-	0	7	2	3	5	2	7	2	3	5	2	
JACOB JOSEFSON	2	0	0	0	1	-	2	4	0	0	0	2	4	0	0	0	2	
SERGEY KALININ	2	0	0	0	2	-	0	2	2	0	0	0	2	0	0	0	0	
KEITH KINKAID	1	0	0	0	-	0	0	1	0	0	0	0	1	0	0	0	0	
BEN LOVEJOY	2	0	0	0	0	0	3	-	-	-	-	-	16	2	4	6	10	
JON MERRILL	1	0	0	0	1	-	0	3	1	0	1	0	3	1	0	1	0	
JOHN MOORE	2	0	0	0	2	-	0	3	2	0	0	0	8	0	0	0	0	
KYLE PALMIERI	2	1	0	1	1	-	2	0	2	1	0	1	2	14	4	5	9	6
CORY SCHNEIDER	1	0	0	0	-	0	0	4	0	0	0	0	12	0	0	0	0	
DAMON SEVERSON	2	0	0	0	2	-	0	2	3	0	0	0	3	0	0	0	0	
DEVANTE SMITH-PELLY	2	0	1	1	0	4	1	-	-	-	-	-	9	0	2	2	6	
TRAVIS ZAJAC	2	0	1	1	3	-	0	3	10	0	5	5	4	10	0	5	5	4

Also with career statistics vs. Oilers: BRANDON GORMLEY (- - - - with Devils/2-2-1-3-0 career); ANDREW MacWILLIAM (- - - - /1-0-0-0-0); ROD PELLEY (2-0-0-0-0/4-0-0-0-0); KART STOLLERY (- - - - /1-0-0-0-2).

**GOALTENDING HISTORY vs. OILERS**

GOALTENDER	2015-16						WITH DEVILS						CAREER								
	MIN	GA	SO	GAA	W	L	OT	MIN	GA	SO	GAA	W	L	OT	MIN	GA	SO	GAA	W	L	OT
KEITH KINKAID	58	4	0	4.14	0	1	0	58	4	0	4.14	0	1	0	58	4	0	4.14	0	1	0
CORY SCHNEIDER	60	1	0	1.00	1	0	0	241	4	1	1.00	3	1	0	574	15	2	1.57	7	3	0

YEAR	HOME			ROAD			TOTAL			GF-GA	SF-SA	PIM	PP/PK
	W-L-O/T	W-L-O/T	W-L-O/T	W-L-O/T	W-L-O/T	W-L-O/T	W-L-O/T	W-L-O/T					
1982-83	0-2-0	0-1-0	0-3-0	8-19	92-119	58-73	2-16/7-12						
1983-84	0-1-0	0-1-1	0-2-1	11-21	82-102	24-36	5-16/4-10						
1984-85	1-1-0	0-1-0	1-2-0	9-9	92-84	18-29	0-11/1-7						
1985-86	0-1-0	0-2-0	0-3-0	12-16	87-86	38-22	2-10/5-14						
1986-87	1-1-0	0-1-0	1-2-0	14-16	87-96	56-40	6-14/7-15						
1987-88	1-0-1	1-1-0	2-1-0	19-20	95-91	125-118	4-23/6-20						
1988-89	1-1-0	1-0-0	2-1-0	7-5	98-77	52-60	3-22/2-11						
1989-90	0-0-1	1-0-1	1-0-2	12-9	91-75	46-75	5-15/3-13						
1990-91	0-2-0	1-0-0	1-2-0	9-11	89-62	40-58	2-19/5-15						
1991-92	0-1-0	1-0-1	1-1-1	8-8	76-76	32-32	2-10/1-10						
1992-93	1-0-0	0-1-0	1-1-0	9-7	64-57	38-48	1-8/0-3						
1993-94	1-0-0	0-0-1	1-0-1	8-5	67-73	33-39	2-4/2-6						
1994-95	0-0-0	0-0-0	0-0-0	0-0	0-0	0-0	0-0/0-0						
1995-96	0-1-0	0-1-0	0-2-0	2-5	79-45	16-22	0-11/2-8						
1996-97	1-0-0	1-0-0	2-0-0	9-3	48-68	18-20	1-4/1-3						
1997-98	1-0-0	0-0-1	1-0-1	5-3	61-49	26-32	1-6/2-8						
1998-99	0-1-0	1-0-0	1-1-0	6-5	70-45	32-43	3-8/1-8						
1999-00	0-1-0	0-0-0	0-1-0	1-3	30-23	6-6	0-2/0-2						
2000-01	0-0-0	1-0-0	1-0-0	6-5	40-34	12-20	1-6/0-4						
2001-02	0-0-1	1-0-0	1-0-1	5-4	62-39	37-58	3-10/0-5						
2002-03	0-1-0	0-0-0	0-1-0	3-6	39-21	27-31	2-7/1-5						
2003-04	1-0-0	0-0-0	1-0-0	3-2	26-25	12-10	1-5/0-5						
2005-06	1-0-0	0-0-0	1-0-0	2-1	28-30	10-18	0-9/0-5						
2006-07	0-0-0	0-0-0	0-0-0	0-0	0-0	0-0	0-0/0-0						
2007-08	0-0-0	1-0-0	1-0-0	3-1	33-21	7-15	0-5/0-1						
2008-09	0-1-0	0-0-0	0-1-0	1-2	38-28	11-9	0-2/1-3						
2009-10	0-0-0	0-1-0	0-1-0	0-2	22-35	18-4	0-1/0-3						
2010-11	1-0-0	0-0-0	1-0-0	4-3	39-24	19-11	2-3/0-2						
2011-12	0-0-0	1-0-0	1-0-0	2-1	25-23	10-4	1-2/1-5						
2012-13	0-0-0	0-0-0	0-0-0	0-0	0-0	0-0	0-0/0-0						
2013-14	1-0-0	0-0-1	1-0-1	6-6	49-47	19-17	1-6/1-7						
2014-15	0-1-0	1-0-0	1-1-0	3-2	40-53	16-8	0-3/1-7						
2015-16	1-0-0	0-1-0	1-1-0	3-6	46-47	23-23	3-9/1-9						
<b>TOTALS</b>	<b>13-16-2</b>	<b>12-11-6</b>	<b>25-27-8</b>	<b>190-206</b>	<b>1795-1655</b>	<b>879-981</b>	<b>53-267/55-226</b>						

# EDMONTON OILERS

ROGERS PLACE • EDMONTON, ALTA.

(780) 471-7210 • Fax (780) 409-5890

edmontonoilers.com



OILERS VS. DEVILS


**President of Hockey Operations/General Manager**..... Peter Chiarelli  
**Vice Chair, Oilers Entertainment Group/Alt. Governor**..... Kevin Lowe  
**Senior Vice President, Hockey Operations**..... Craig MacTavish  
**Sr. Vice President, Player Personnel**..... Duane Sutter  
**Assistant General Manager**..... Keith Gretzky  
**Head Coach**..... Todd McLellan  
**Assistant Coaches**..... Jay Woodcroft, Jim Johnson, Ian Herbers  
**Goaltending Coach**..... Dustin Schwartz  
**Skating Coach**..... David Pelletier  
**Head Medical Trainer**..... T.D. Forss  
**Head Equipment Manager**..... Jeff Lang  
**Director, Hockey Communications & Media Relations**..... J.J. Hebert



**McLELLAN**

## 2015-16 LEADERS

**Goals**..... Taylor Hall, 26      **PIM**..... Zack Kassian, 114  
**Assists**..... Taylor Hall, 39      **GAA**..... Cam Talbot, 2.55  
**Points**..... Taylor Hall, 65      **Wins**..... Cam Talbot, 25  
**+/-**..... Brandon Davidson, +7      **ShO**..... Cam Talbot, 3



**McDAVID**

## OTHER INFORMATION

**Leading Scorer vs. NJ**..... Wayne Gretzky, 11g-38a-49pts  
**Leading Scorer vs. Edm.**..... Kirk Muller, 11g-14a-25pts  
**Last Trade**..... Devils obtained Taylor Hall for  
 Adam Larsson (06/30/16)  
**Stanley Cups**..... 5 (last time 1989-90)  
**2016-17 Schedule vs. Edm.**..... Jan. 7 @ NJ; Jan. 12 @ Edm.

## INDIVIDUAL SCORING vs. DEVILS

PLAYER	GP	2015-16						GP	CAREER			
		G	A	PTS	+/-	PIM	S		G	A	PTS	PIM
BRANDON DAVIDSON	2	0	1	1	0	2	0	2	0	1	1	2
LEON DRAISAITL	2	1	2	3	3	0	2	3	1	2	3	0
JORDAN EBERLE	2	2	0	2	1	2	3	7	2	4	6	4
MARK FAYNE	2	0	0	0	3	0	2	4	0	0	0	0
JONAS GUSTAVSSON	2	0	0	0	-	0	0	10	0	0	0	0
MATT HENDRICKS	2	0	0	0	1	9	0	17	0	1	1	32
ZACK KASSIAN	1	0	0	0	0	0	0	6	2	0	2	2
OSCAR KLEFBOM	1	1	0	1	2	0	3	2	2	0	2	0
ANTON LANDER	1	0	0	0	1	2	0	3	0	0	0	2
MARK LETESTU	2	1	0	1	1	0	5	15	2	0	2	2
MILAN LUCIC	2	0	1	1	1	0	0	28	8	9	17	10
PATRICK MAROON	1	0	0	0	0	0	3	3	1	1	2	0
CONNOR McDAVID	1	0	1	1	1	0	2	1	0	1	1	0
RYAN NUGENT-HOPKINS	1	0	1	1	0	0	1	5	1	2	3	0
DARNELL NURSE	2	0	0	0	2	0	1	2	0	0	0	0
IIRO PAKARINEN	2	0	0	0	0	0	2	3	0	0	0	2
BENOIT POULIOT	2	0	1	1	1	0	4	21	3	2	5	18
GRIFFIN REINHART	1	0	0	0	0	0	1	2	0	0	0	0
ANDREJ SEKERA	1	0	0	0	1	0	0	25	1	8	9	0
CAM TALBOT	1	0	0	0	-	0	0	2	0	0	0	0
NAIL YAKUPOV	2	0	0	0	1	0	7	6	1	1	2	0

Also with career statistics vs. Devils: TAYLOR BECK (2-0-0-0-0); ANDREW FERENEC (35-2-7-9-12); MARK FRASER (5-0-2-2-4); RYAN HAMILTON (3-0-1-1-0).

## GOALTENDING HISTORY vs. DEVILS

GOALTENDER	MIN	2015-16					MIN	CAREER						
		GA	SO	GAA	W	L		OT	GA	SO	GAA	W	L	OT
JONAS GUSTAVSSON	125	2	0	0.96	2	0	0	578	23	2	2.39	7	1	1
CAM TALBOT	58	2	0	2.08	0	1	0	117	4	0	2.05	1	1	0



**ALL-TIME RECORD**

	GP	W	L	O/T	OTL	PTS	GF	GA
<b>DEVILS</b>	89	52	27	10	0	114	254	196
at New Jersey	45	30	11	4	0	64	141	91
at Florida	44	22	16	6	0	50	113	105

**2015-16 SUMMARY**

	GP	W	L	OT	PTS	GF	GA	SF	SA	PIM	PP	SHG
NEW JERSEY	3	1	2	0	2	7	10	59	102	24	2-11, 18.2%	0
FLORIDA	3	1	2	0	2	7	10	59	102	24	2-11, 18.2%	0

DATE	GAME#	RES	SCORE	LOCATION	GOALTENDERS	W/D GOAL
12/06/15	27	W	4-2	@ DEVILS	SCHNEIDER/Luongo	HENRIQUE
12/17/15	32	L	1-5	@ DEVILS	SCHNEIDER/Montoya	Kulikov
03/31/16	78	L	2-3	@ DEVILS	KINKAID/Montoya	Huberdeau

**INDIVIDUAL SCORING vs. PANTHERS**

PLAYER	2015-16					WITH DEVILS					CAREER						
	GP	G	A	PTS	+/-	PIM	S	GP	G	A	PTS	PIM	GP	G	A	PTS	PIM
JOSEPH BLANDISI	1	0	0	0	0	0	0	1	0	0	0	0	1	0	0	0	0
REID BOUCHER	1	0	0	0	1	-	0	3	0	0	0	0	3	0	0	0	0
MICHAEL CAMMALLERI	2	1	1	2	0	0	5	5	3	3	6	4	20	8	7	15	8
VERNON FIDDLER	2	0	0	0	0	2	1	-	-	-	-	-	13	2	2	4	6
LUKE GAZDIC	1	0	0	0	0	0	0	-	-	-	-	-	3	0	0	0	0
ANDY GREENE	3	0	0	0	4	-	0	28	1	7	8	8	28	1	7	8	8
TAYLOR HALL	2	2	1	2	1	0	2	-	-	-	-	-	6	2	5	7	4
ADAM HENRIQUE	3	1	3	4	1	-	0	16	2	7	9	12	16	2	7	9	12
JACOB JOSEFSON	2	0	0	0	0	0	3	7	1	0	1	2	7	1	0	1	2
SERGEY KALININ	3	1	0	1	1	-	0	3	1	0	1	0	3	1	0	1	0
KEITH KINKAID	1	0	0	0	-	0	0	2	0	0	0	0	2	0	0	0	0
BEN LOVEJOY	3	0	0	0	0	2	6	-	-	-	-	-	14	2	1	3	11
JON MERRILL	1	0	0	0	1	-	0	5	0	1	1	2	5	0	1	1	2
JOHN MOORE	3	0	0	0	1	0	2	3	0	0	0	0	10	0	2	2	5
KYLE PALMIERI	3	1	1	2	2	-	11	3	1	1	2	2	6	3	1	4	4
BLAKE PIETILA	1	1	0	1	0	0	2	1	1	0	1	0	1	1	0	1	0
CORY SCHNEIDER	2	0	0	0	-	0	0	7	0	0	0	0	8	0	0	0	0
DAMON SEVERSON	3	0	2	2	1	4	7	5	2	3	5	4	5	2	3	5	4
DEVANTE SMITH-PELLY	1	0	1	1	0	0	3	1	0	1	1	0	5	1	2	3	4
TRAVIS ZAJAC	1	0	0	0	1	-	0	30	9	15	24	10	30	9	15	24	10

Also with career statistics vs. Panthers: BEAU BENNETT (- - - - with Devils/5-0-4-4-0 career); BRANDON GORMLEY (- - - - /1-0-0-0-2); SETH HELGESON (1-0-0-0-0/1-0-0-0-0); ANDREW MacWILLIAM (- - - - /1-0-0-0-2); ROD PELLEY (12-0-2-2-7/13-0-2-2-7).

**GOALTENDING HISTORY vs. PANTHERS**

GOALTENDER	2015-16					WITH DEVILS					CAREER				
	MIN	GA	SO	GAA	W L OT	MIN	GA	SO	GAA	W L OT	MIN	GA	SO	GAA	W L OT
KEITH KINKAID	59	3	0	3.07	0 1 0	119	4	0	2.02	1 1 0	119	4	0	2.02	1 1 0
CORY SCHNEIDER	120	6	0	3.01	1 1 0	395	15	0	2.28	3 3 0	455	18	0	2.37	4 3 0

YEAR	HOME		ROAD		TOTAL		GF-GA	SF-SA	PIM	PP/PK
	W-L-O/T	W-L-O/T	W-L-O/T	W-L-O/T						
1993-94	2-0-0	1-0-2	3-0-2	14-9	177-158	53-59	3-21/3-19			
1994-95	2-0-0	1-1-0	3-1-0	13-5	107-82	51-43	0-12/2-15			
1995-96	1-2-0	0-3-0	1-5-0	10-15	200-150	88-67	2-30/3-26			
1996-97	1-1-1	0-1-1	1-2-2	9-12	161-142	85-95	2-19/0-14			
1997-98	0-1-1	2-1-0	2-2-1	14-13	152-141	71-89	5-23/3-19			
1998-99	1-0-1	1-0-1	2-0-2	12-9	132-87	73-57	4-14/1-22			
1999-00	2-0-0	1-1-0	3-1-0	12-10	132-87	92-91	1-14/3-16			
2000-01	2-0-0	2-0-0	4-0-0	15-9	128-89	64-67	5-20/5-15			
2001-02	1-1-0	2-0-0	3-1-0	13-6	133-84	57-53	5-14/2-16			
2002-03	1-1-0	2-0-0	3-1-0	13-6	141-74	65-59	3-20/2-13			
2003-04	1-1-0	2-0-0	3-1-0	13-8	149-97	30-32	2-14/1-12			
2005-06	2-0-0	1-1-0	3-1-0	12-8	116-105	38-56	5-21/2-12			
2006-07	2-0-0	1-1-0	3-1-0	12-9	109-110	37-73	6-19/2-7			
2007-08	1-1-0	1-1-0	2-2-0	8-8	112-124	51-55	3-19/3-17			
2008-09	2-0-0	1-1-0	3-1-0	13-9	138-107	38-38	2-14/2-14			
2009-10	1-1-0	1-1-0	2-2-0	9-9	145-83	25-29	2-12/2-10			
2010-11	1-0-1	1-0-1	2-0-2	12-10	115-103	16-26	3-13/3-8			
2011-12	1-1-0	1-1-0	2-2-0	12-11	116-106	36-36	0-11/1-11			
2012-13	2-0-0	0-0-1	2-0-1	10-6	84-61	16-33	2-9/2-7			
2013-14	2-0-0	0-1-0	2-1-0	11-9	99-74	32-16	2-7/0-10			
2014-15	1-0-0	1-1-0	2-1-0	10-5	71-83	58-39	3-9/2-13			
2015-16	1-1-0	0-1-0	1-2-0	7-10	59-102	24-28	2-11/1-9			
<b>TOTALS</b>	<b>30-11-4</b>	<b>22-16-6</b>	<b>52-27-10</b>	<b>254-196</b>	<b>2776-2249</b>	<b>1100-1141</b>	<b>62-346/45-305</b>			

# FLORIDA PANTHERS

BB&T CENTER • SUNRISE, FL  
(954) 835-7000 • Fax (954) 835-7700  
floridapanthers.com



PANTHERS VS. DEVILS

**President, Hockey Operations** ..... Dale Tallon  
**General Manager** ..... Tom Rowe  
**Special Advisor to the General Manager/Alternate Governor** ..... William Torrey  
**Assistant General Managers** ..... Eric Joyce, Steve Werier  
**Head Coach** ..... Gerard Gallant  
**Assistant Coaches** ..... Dave Barr, Mike Kelly, Scott Allen  
**Goaltending Coach** ..... Robb Tallas  
**Strength & Conditioning Coach** ..... Tommy Powers  
**Head Athletic Trainer** ..... Dave DiNapoli  
**Head Equipment Manager** ..... Teddy Richards  
**Director, Digital Media** ..... Adelyn Biedenbach



**GALLANT**

## 2015-16 LEADERS

**Goals** ..... Aleksander Barkov, 28      **PIM** ..... Alex Petrovic, 90  
**Assists** ..... Jussi Jokinen, 42      **GAA** ..... Al Montoya, 2.18  
**Points** ..... Jaromir Jagr, 66      **Wins** ..... Roberto Luongo, 35  
**+/-** ..... Brian Campbell, +31      **ShO** ..... Roberto Luongo, 4



**LUONGO**

## OTHER INFORMATION

**Leading Scorer vs. NJ** ..... Stephen Weiss, 6g-15a-21pts.  
**Leading Scorer vs. Fla.** ..... Patrik Elias, 26g-26a-51pts  
**Last Trade** ..... Devils obtained Marc Savard, #2 2018 Draft Pick for Paul Thompson, Graham Black (06/11/16)  
**Stanley Cups** ..... None  
**2016-17 Schedule vs. Fla.** ..... Jan. 9 @ NJ; Oct. 13, Nov. 3 @ Fla

## INDIVIDUAL SCORING vs. DEVILS

PLAYER	GP	2015-16						CAREER				
		G	A	PTS	+/-	PIM	S	GP	G	A	PTS	PIM
ALEKSANDER BARKOV	3	1	1	2	3	0	9	7	1	2	3	0
RETO BERRA	1	0	1	1	-	0	0	1	0	1	1	0
NICK BJUGSTAD	1	0	0	0	0	0	1	7	1	2	3	2
CONNOR BRICKLEY	1	0	0	0	0	0	1	1	0	0	0	0
JASON DEMERS	2	0	0	0	3	0	2	9	0	3	3	4
AARON EKBLAD	3	1	2	3	3	2	11	6	1	3	4	4
JONATHAN HUBERDEAU	3	3	0	3	4	2	11	11	4	4	8	6
JAROMIR JAGR	3	0	5	5	4	0	4	103	36	60	96	62
JUSSI JOKINEN	3	1	1	2	0	2	5	31	8	6	14	24
STEVEN KAMPFER	2	0	0	0	2	2	4	4	0	0	0	2
JAKUB KINDL	2	0	0	0	1	0	3	8	1	0	1	2
ROBERTO LUONGO	1	0	0	0	-	0	0	29	0	0	0	0
DEREK MacKENZIE	2	0	0	0	0	0	5	13	1	0	1	8
JONATHAN MARCHESSAULT	1	0	0	0	0	0	4	1	0	0	0	0
JARED McCANN	2	0	1	1	0	0	4	2	0	1	1	0
MARK PYSYK	2	0	0	0	0	4	0	5	0	0	0	4
JAMES REIMER	1	0	0	0	-	0	0	10	0	0	0	0
COLTON SCEVIOUR	2	2	1	3	3	0	6	4	2	2	4	0
LOGAN SHAW	2	1	1	2	2	0	4	2	1	1	2	0
REILLY SMITH	3	1	0	1	2-	0	6	9	2	3	5	4
SHAWN THORNTON	2	0	1	1	1	0	7	29	4	3	7	47
VINCENT TROCHECK	2	0	2	2	2-	2	1	5	1	3	4	2
KEITH YANDLE	4	0	2	2	1-	0	10	13	1	9	10	4

Also with career statistics vs. Devils: CORBAN KNIGHT (1-0-0-0-0); ALEX PETROVIC (4-0-0-0-14).

## GOALTENDING HISTORY vs. DEVILS

GOALTENDER	MIN	2015-16					CAREER							
		GA	SO	GAA	W	L	OT	MIN	GA	SO	GAA	W	L	OT
RETO BERRA	60	1	0	1.00	1	0	0	60	1	0	1.00	1	0	0
ROBERTO LUONGO	57	4	0	4.22	0	1	0	1467	72	3	2.95	10	16	0
JAMES REIMER	65	2	0	1.86	1	0	0	559	23	1	2.47	5	3	2



### ALL-TIME RECORD

DEVILS	GP	W	L	O/T	OTL	PTS	GF	GA
at New Jersey	63	31	27	4	1	67	200	201
at Los Angeles	32	18	13	1	0	37	103	89
	31	13	14	3	1	30	97	112

### 2015-16 SUMMARY

	GP	W	L	OT	PTS	GF	GA	SF	SA	PIM	PP	SHG
NEW JERSEY	2	2	0	0	4	3	1	42	51	12	1-4, 25.0%	0
LOS ANGELES	2	0	1	1	1	1	3	51	42	8	0-6, 0.0%	0

DATE	GAME#	RES	SCORE	LOCATION	GOALTENDERS	W/D GOAL
02/14/16	57	W	1-0	@ DEVILS	KINKAID/Enroth	BLANDISI
03/12/16	69	Wo	2-1	@ Los Angeles	KINKAID/Quick	MOORE

### INDIVIDUAL SCORING vs. KINGS

PLAYER	2015-16						WITH DEVILS				CAREER						
	GP	G	A	PTS	+/-	PIM	S	GP	G	A	PTS	PIM	GP	G	A	PTS	PIM
BEAU BENNETT	2	0	1	1	2	0	3	-	-	-	-	-	3	0	1	1	2
JOSEPH BLANDISI	2	1	1	2	0	0	4	2	1	1	2	0	2	1	1	2	0
REID BOUCHER	2	0	0	0	1	-	0	3	0	0	0	0	3	0	0	0	0
VERNON FIDDLER	3	0	0	0	0	0	4	-	-	-	-	-	44	2	9	11	24
LUKE GAZDIC	3	0	0	0	0	5	3	-	-	-	-	-	9	1	0	1	10
ANDY GREENE	2	0	0	0	1	0	1	12	0	3	3	8	12	0	3	3	8
TAYLOR HALL	5	2	2	4	4	-	2	13	-	-	-	-	20	5	8	13	6
SETH HELGESON	2	0	0	0	1	-	2	1	2	0	0	0	2	0	0	0	2
ADAM HENRIQUE	2	0	0	0	1	0	3	7	0	0	0	0	7	0	0	0	0
JACOB JOSEFSON	1	0	0	0	0	0	0	3	0	0	0	0	3	0	0	0	0
SERGEY KALININ	2	0	0	0	1	-	0	2	0	0	0	0	2	0	0	0	0
KEITH KINKAID	2	0	0	0	-	0	0	2	0	0	0	0	2	0	0	0	0
BEN LOVEJOY	2	0	0	0	1	0	1	-	-	-	-	-	12	0	1	1	8
JOHN MOORE	2	1	0	1	2	0	4	2	1	0	1	0	10	1	2	3	0
KYLE PALMIERI	2	0	0	0	1	0	5	2	0	0	0	0	15	2	2	4	4
DAMON SEVERSON	1	0	0	0	0	0	1	2	0	1	1	0	2	0	1	1	0
DEVANTE SMITH-PELLY	1	0	1	1	1	0	2	1	0	1	1	0	11	2	2	4	2
TRAVIS ZAJAC	2	0	1	1	0	0	1	12	4	5	9	2	12	4	5	9	2

Also with career statistics vs. Kings: MICHAEL CAMMALLERI (2-1-1-2-0 with Devils/20-10-6-16-10 career); BRANDON GORMLEY (- - - -/1-0-0-0-0); JON MERRILL (2-0-1-1-2/2-0-1-1-2); ROD PELLEY (5-0-0-0-0/6-0-0-0-0); CORY SCHNEIDER (4-0-0-0-0/6-0-0-0-0); KARL STOLLERY (---/1-0-0-0-0).

### GOALTENDING HISTORY vs. KINGS

GOALTENDER	2015-16						WITH DEVILS						CAREER								
	MIN	GA	SO	GAA	W	L	OT	MIN	GA	SO	GAA	W	L	OT	MIN	GA	SO	GAA	W	L	OT
KEITH KINKAID	124	1	1	0.48	2	0	0	124	1	1	0.48	2	0	0	124	1	1	0.48	2	0	0
CORY SCHNEIDER	-	-	-	-	-	-	-	239	8	0	2.01	2	2	0	359	10	1	1.67	4	2	0

YEAR	HOME		ROAD		TOTAL		GF-GA	SF-SA	PIM	PP/PK
	W-L-O/T	W-L-O/T	W-L-O/T	W-L-O/T						
1982-83	1-0-0	0-2-0	1-2-0	9-13	72-85	49-48	2-9/1-7			
1983-84	2-0-0	0-1-0	2-1-0	14-15	71-88	49-33	2-6/3-15			
1984-85	0-1-0	0-2-0	0-3-0	7-19	88-87	58-52	1-11/6-14			
1985-86	1-1-0	1-0-0	2-1-0	13-10	93-87	36-26	2-8/2-13			
1986-87	1-0-0	0-2-0	1-2-0	13-18	92-107	84-73	4-11/6-17			
1987-88	1-1-0	0-0-1	1-1-1	7-9	82-86	107-107	4-17/4-19			
1988-89	0-0-1	0-1-1	0-1-2	10-16	100-101	110-112	2-14/5-13			
1989-90	2-0-0	0-1-0	2-1-0	13-12	97-80	48-40	1-12/1-11			
1990-91	0-1-0	1-1-0	1-2-0	9-13	86-98	120-78	1-10/4-16			
1991-92	2-0-0	1-0-0	3-0-0	14-5	89-92	60-50	5-15/1-20			
1992-93	1-0-0	0-1-0	1-1-0	9-6	94-51	17-31	3-11/0-4			
1993-94	0-1-0	0-1-0	0-2-0	5-8	88-52	35-42	2-9/2-13			
1994-95	0-0-0	0-0-0	0-0-0	0-0	0-0	0-0	0-0/0-0			
1995-96	1-0-0	1-0-0	2-0-0	7-3	68-56	18-10	1-5/1-10			
1996-97	1-0-0	1-0-0	2-0-0	9-3	62-58	14-14	2-7/0-7			
1997-98	0-1-0	0-1-0	0-2-0	1-7	56-47	28-36	1-12/1-8			
1998-99	0-1-0	1-0-0	1-1-0	3-6	80-44	41-61	1-12/1-6			
1999-00	1-0-0	0-0-0	1-0-0	7-1	36-35	20-14	1-2/0-5			
2000-01	0-1-0	1-0-0	1-1-0	7-3	69-40	28-26	3-6/1-7			
2001-02	0-1-0	0-0-0	0-1-0	2-3	27-22	10-8	0-4/0-5			
2002-03	0-0-0	0-1-0	0-1-0	1-2	35-32	8-2	0-1/1-4			
2003-04	1-0-0	1-0-0	2-0-0	7-2	58-51	20-28	3-13/1-9			
2005-06	0-0-0	0-0-0	0-0-0	0-0	0-0	0-0	0-0/0-0			
2006-07	0-0-0	0-0-1	0-0-1	2-3	22-28	12-10	2-5/1-6			
2007-08	1-0-0	0-0-0	1-0-0	6-3	27-26	9-7	0-1/0-2			
2008-09	0-1-0	1-0-0	1-1-0	6-4	54-67	37-53	3-11/1-9			
2009-10	0-1-0	0-0-0	0-1-0	2-3	28-22	8-6	0-3/1-4			
2010-11	0-0-0	0-1-0	0-1-0	1-3	40-23	6-4	0-2/1-3			
2011-12	1-0-0	1-0-0	2-0-0	5-1	60-58	4-8	0-4/0-2			
2012-13	0-0-0	0-0-0	0-0-0	0-0	0-0	0-0	0-0/0-0			
2013-14	0-1-0	1-0-0	1-1-0	2-3	41-56	21-17	0-4/1-7			
2014-15	0-1-0	1-0-0	1-1-0	6-6	40-59	21-17	2-5/1-7			
2015-16	1-0-0	1-0-0	2-0-0	3-1	42-51	12-8	1-4/0-6			
<b>TOTALS</b>	<b>18-13-1</b>	<b>13-15-3</b>	<b>31-28-4</b>	<b>200-201</b>	<b>1897-1789</b>	<b>1090-1021</b>	<b>49-234/47-269</b>			



# LOS ANGELES KINGS

STAPLES CENTER • LOS ANGELES, CA  
(213) 742-7100 • Fax (310) 535-4525  
lakings.com



KINGS VS. DEVILS


**President, General Manager & Alternate Governor**..... Dean Lombardi  
**Vice President, Assistant General Manager**..... Rob Blake  
**Head Coach**..... Darryl Sutter  
**Associate Coach**..... John Stevens  
**Assistant Coach**..... Davis Payne  
**Goaltending Coach**..... Bill Ranford  
**Strength & Conditioning Coach**..... Matt Price  
**Head Athletic Trainer**..... Chris Kingsley  
**Head Equipment Manager**..... Darren Granger  
**Senior Vice President, Communications and Broadcasting**..... Michael Altieri



**SUTTER**

## 2015-16 LEADERS

**Goals**..... Tyler Toffoli, 31      **PIM**..... Brayden McNabb, 92  
**Assists**..... Anze Kopitar, 49      **GAA**..... Jhonas Enroth, 2.17  
**Points**..... Anze Kopitar, 74      **Wins**..... Jonathan Quick, 40  
**+/-**..... Tyler Toffoli, +35      **ShO**..... Jonathan Quick, 5



**DOUGHTY**

## OTHER INFORMATION

**Leading Scorer vs. NJ**..... Dave Taylor, 14g-18a-32pts  
**Leading Scorer vs. LA**..... John MacLean, 13g-16a-29pts  
**Last Trade**..... Devils obtained Brian O'Neill for conditional #7 2017 Draft Pick (10/06/15)  
**Stanley Cups**..... 2 (2011-12, 2013-14)  
**2016-17 Schedule vs. LA**..... Jan. 24 @ NJ; Nov. 19 @ LA

## INDIVIDUAL SCORING vs. DEVILS

PLAYER	2015-16							CAREER				
	GP	G	A	PTS	+/-	PIM	S	GP	G	A	PTS	PIM
DUSTIN BROWN	2	0	0	0	1-	0	2	15	1	3	4	10
JEFF CARTER	2	0	0	0	1-	0	4	44	11	10	21	22
KYLE CLIFFORD	2	0	0	0	0	0	2	7	0	0	0	0
DREW DOUGHTY	2	0	0	0	0	2	3	10	1	2	3	4
TOM GILBERT	2	0	0	0	0	0	2	11	0	0	0	0
KEVIN GRAVEL	1	0	0	0	0	0	1	1	0	0	0	0
DWIGHT KING	2	0	0	0	1-	0	1	6	1	0	1	2
ANZE KOPITAR	2	1	0	1	0	0	5	14	4	6	10	0
MICHAEL LATTA	3	0	1	1	2	0	3	7	0	2	2	5
TREVOR LEWIS	2	0	0	0	1-	0	2	8	0	0	0	0
ALEC MARTINEZ	2	0	1	1	1-	2	5	8	0	1	1	2
BRAYDEN McNABB	2	0	0	0	0	0	1	5	0	2	2	0
JAKE MUZZIN	2	0	0	0	0	0	7	7	0	2	2	4
JORDAN NOLAN	1	0	0	0	0	0	1	4	0	0	0	9
JONATHAN QUICK	1	0	0	0	-	0	0	8	0	0	0	0
TANNER PEARSON	2	0	0	0	0	0	2	4	0	0	0	0
TEDDY PURCELL	3	0	1	1	2	0	3	21	1	6	7	6
ROB SCUDERI	2	0	0	0	1-	0	2	41	1	2	3	2
NICK SHORE	2	0	0	0	0	2	6	3	0	0	0	2
TYLER TOFFOLI	2	0	0	0	0	0	4	5	1	0	1	0
ZACH TROTMAN	1	0	0	0	1	0	5	2	0	0	0	0
JEFF ZATKOFF	1	0	0	0	-	0	0	1	0	0	0	0

Also with career statistics vs. Devils: ANDY ANDREOFF (1-0-0-0-0); PETER BUDAJ (1-0-0-0-0); MARIAN GABORIK (30-11-14-25-10); MATT GREENE (8-0-0-0-13).

## GOALTENDING HISTORY vs. DEVILS

GOALTENDER	2015-16						CAREER							
	MIN	GA	SO	GAA	W	L	OT	MIN	GA	SO	GAA	W	L	OT
PETER BUDAJ	-	-	-	-	-	-	-	65	3	0	2.78	1	0	0
JONATHAN QUICK	65	2	0	1.85	0	0	1	440	15	0	2.05	4	2	2
JEFF ZATKOFF	60	4	0	4.00	0	1	0	60	4	0	4.00	0	1	0



### ALL-TIME RECORD

DEVILS	GP	W	L	O/T	OTL	PTS	GF	GA
at New Jersey	18	11	5	2	0	24	58	48
at Minnesota	9	7	1	1	0	15	35	20
	9	4	4	1	0	9	23	28

### 2015-16 SUMMARY

	GP	W	L	OT	PTS	GF	GA	SF	SA	PIM	PP	SHG
NEW JERSEY	2	2	0	0	4	9	5	42	50	15	0-3, 0.0%	0
MINNESOTA	2	0	2	0	0	5	9	50	42	13	2-4, 50.0%	0

DATE	GAME#	RES	SCORE	LOCATION	GOALTENDERS	W/D GOAL
01/10/16	43	W	2-1	@ Minnesota	SCHNEIDER/Kuemper	MERRILL
03/17/16	71	W	7-4	@ DEVILS	KINKAID/Kuemper*	HENRIQUE

\* - Dubnyk replaced by Kuemper at 17:04.

### INDIVIDUAL SCORING vs. WILD

PLAYER	2015-16						WITH DEVILS				CAREER						
	GP	G	A	PTS	+/-	PIM	S	GP	G	A	PTS	PIM	GP	G	A	PTS	PIM
BEAU BENNETT	1	1	0	1	0	0	3	-	-	-	-	-	3	1	0	1	0
JOSEPH BLANDISI	2	0	2	2	3	2	1	2	0	2	2	2	2	0	2	2	2
REID BOUCHER	1	1	0	1	0	0	2	1	1	0	1	0	1	1	0	1	0
VERNON FIDDLER	5	2	0	2	0	0	3	-	-	-	-	-	43	9	9	18	39
BRANDON GORMLEY	2	0	0	0	1	-	0	1	-	-	-	-	2	0	0	0	0
ANDY GREENE	2	0	0	0	3	0	2	10	1	3	4	4	10	1	3	4	4
TAYLOR HALL	3	1	1	2	2	0	3	-	-	-	-	-	18	4	7	11	21
ADAM HENRIQUE	2	3	0	3	3	0	5	6	3	3	6	2	6	3	3	6	2
SERGEY KALININ	2	0	1	1	2	2	2	2	0	1	1	2	2	0	1	1	2
KEITH KINKAID	1	0	0	0	-	0	0	2	0	0	0	0	2	0	0	0	0
BEN LOVEJOY	2	0	0	0	0	0	1	-	-	-	-	-	10	0	0	0	4
JON MERRILL	2	1	1	2	2	6	2	5	1	1	2	6	5	1	1	2	6
JOHN MOORE	1	0	0	0	1	0	0	1	0	0	0	0	8	0	0	0	12
KYLE PALMIERI	2	0	2	2	2	0	5	2	0	2	2	0	10	2	5	7	0
CORY SCHNEIDER	1	0	0	0	-	0	0	5	0	0	0	0	16	0	0	0	0
DAMON SEVERSON	2	0	1	1	6	0	1	4	0	2	2	0	4	0	2	2	0
DEVANTE SMITH-PELLY	2	2	1	3	3	0	6	1	2	1	3	0	7	2	3	5	0
TRAVIS ZAJAC	2	0	1	1	3	0	4	9	1	3	4	4	9	1	3	4	4

Also with career statistics vs. Wild: MICHAEL CAMMALLERI (2-1-0-1-0 with Devils/31-8-10-18-12 career); LUKE GAZDIC (- - - -/5-0-0-0-5); SETH HELGESON (1-0-1-1-2/1-0-1-1-2); JACOB JOSEFSON (4-0-0-0-2/4-0-0-0-2); ANDREW MacWILLIAM (- - - -/1-0-0-0-0); ROD PELLEY (2-0-0-0-0/3-0-0-0-0); KARL STOLLERY (- - - -/1-0-0-0-2).

### GOALTENDING HISTORY vs. WILD

GOALTENDER	2015-16					WITH DEVILS					CAREER				
	MIN	GA	SO	GAA	W L OT	MIN	GA	SO	GAA	W L OT	MIN	GA	SO	GAA	W L OT
KEITH KINKAID	60	4	0	4.00	1 0 0	79	5	0	3.82	1 0 0	79	5	0	3.82	1 0 0
CORY SCHNEIDER	60	1	0	1.00	1 0 0	283	13	0	2.76	3 2 0	903	35	0	2.33	9 6 0

YEAR	HOME		ROAD		TOTAL		GF-GA	SF-SA	PIM	PP/PK
	W-L-O/T	W-L-O/T	W-L-O/T	W-L-O/T						
2000-01	1-0-0	1-0-0	2-0-0	2-0-0	10-4	48-50	12-10	1-5/2-6		
2001-02	0-0-0	0-0-1	0-0-1	0-0-1	2-2	27-36	17-13	0-2/0-4		
2002-03	1-0-0	0-1-0	1-1-0	1-1-0	5-5	62-45	15-19	0-6/1-4		
2003-04	0-0-1	0-0-0	0-0-1	0-0-1	4-4	36-34	6-4	1-2/1-3		
2005-06	1-0-0	0-0-0	1-0-0	1-0-0	3-2	33-39	14-10	0-5/1-7		
2006-07	0-0-0	0-0-0	0-0-0	0-0-0	0-0	0-0	0-0	0-0/0-0		
2007-08	0-0-0	1-0-0	1-0-0	1-0-0	4-3	30-37	13-7	0-1/0-4		
2008-09	1-0-0	0-0-0	1-0-0	1-0-0	4-0	29-35	14-6	1-3/0-7		
2009-10	0-0-0	1-0-0	1-0-0	1-0-0	5-3	26-32	4-6	2-3/0-2		
2010-11	0-1-0	0-0-0	0-1-0	0-1-0	1-2	22-18	4-10	0-3/0-0		
2011-12	0-0-0	0-1-0	0-1-0	0-1-0	2-4	31-16	6-10	0-5/0-2		
2012-13	0-0-0	0-0-0	0-0-0	0-0-0	0-0	0-0	0-0	0-0/0-0		
2013-14	1-0-0	0-1-0	1-1-0	1-1-0	4-7	48-43	20-29	1-7/2-9		
2014-15	1-0-0	0-1-0	1-1-0	1-1-0	5-7	55-62	16-14	1-7/1-8		
2015-16	1-0-0	1-0-0	2-0-0	2-0-0	9-5	42-50	15-13	0-3/2-4		
<b>TOTALS</b>	<b>7-1-1</b>	<b>4-4-1</b>	<b>11-5-2</b>	<b>11-5-2</b>	<b>58-48</b>	<b>489-497</b>	<b>156-151</b>	<b>7-52/10-60</b>		

### DEVILS' RECORDS VS. OPPONENTS

#### Most Goals vs. Opponent, Single Season

8 - John MacLean vs. Pit. (1987-88)  
 7 - Accomplished seven times, last time  
 Brian Gionta vs. NYR/Pit. (2005-06)

#### Most Assists vs. Opponent, Single Season

11 - Bruce Driver vs. NYR (1986-87)  
 10 - Aaron Broten vs. NYR (1986-87)  
 9 - Accomplished eight times, last time  
 Brian Gionta vs. Phi. (2005-06)

#### Most Points vs. Opponent, Single Season

14 - John MacLean (6g-8a) vs. NYI (1989-90)  
 Greg Adams (5g-9a) vs. Phi. (1985-86)  
 13 - Patrik Sundstrom (4g-9a) vs. NYI (1989-90)

#### Most Goals vs. Opponent, Career

37 - Patrik Elias vs. Phi.  
 33 - Patrik Elias vs. NYI  
 32 - John MacLean vs. Pit.

#### Most Assists vs. Opponent, Career

53 - Patrik Elias vs. NYI  
 50 - Patrik Elias vs. NYR  
 46 - Patrik Elias vs. Phi.  
 Patrik Elias vs. Pit.

#### Most Points vs. Opponent, Career

86 - Patrik Elias (33g-53a) vs. NYI  
 83 - Patrik Elias (37g-46a) vs. Phi.  
 73 - Patrik Elias (23g-50a) vs. NYR

# MINNESOTA WILD

XCEL ENERGY CENTER • SAINT PAUL, MN  
(651) 602-6000 • Fax (651) 222-1055  
wild.com



WILD VS. DEVILS


**Executive Vice President/General Manager**..... Chuck Fletcher  
**Assistant General Manager**..... Brent Flahr  
**Head Coach**..... Bruce Boudreau  
**Assistant Coaches**..... Scott Stevens, John Anderson, Darby Hendrickson  
**Goaltending Coach**..... Bob Mason  
**Strength & Conditioning Coach**..... Sean Skahan  
**Athletic Trainer**..... John Worley  
**Head Equipment Manager**..... Tony DaCosta  
**Director, Media Relations**..... Aaron Sickman



**BOUDREAU**

## 2015-16 LEADERS

**Goals**..... Zach Parise, 25      **PIM**..... Ryan Carter, 48  
**Assists**..... Ryan Suter, 43      **GAA**..... Devan Dubnyk, 2.33  
**Points**..... Mikko Koivu, 56      **Wins**..... Devan Dubnyk, 32  
**+/-**..... Erik Haula, +21      **ShO**..... Devan Dubnyk, 5



**SUTER**

## OTHER INFORMATION

**Leading Scorer vs. NJ**..... Marian Gaborik, 4g-5a-9pts  
**Leading Scorer vs. Min.**..... Patrik Elias, 4g-8a-12pts  
**Last Trade**..... Devils obtained Marek Zidlicky for Kurtis Foster, Nick Palmieri, Stephane Veilleux, Washington's #2 2012 Draft Pick (Raphael Bussieres), #3 2013 Draft Pick (later traded to NY Islanders-Eamon McAdam) (02/24/12)  
**Stanley Cups**..... None  
**2016-17 Schedule vs. Min.**..... Oct. 22 @ NJ; Jan. 17 @ Min.

## INDIVIDUAL SCORING vs. DEVILS

PLAYER	2015-16							CAREER				
	GP	G	A	PTS	+/-	PIM	S	GP	G	A	PTS	PIM
JONAS BRODIN	2	0	0	0	2-	0	0	6	0	1	1	2
CHARLIE COYLE	2	0	1	1	0	0	2	5	0	2	2	4
DEVAN DUBNYK	1	0	0	0	-	0	0	7	0	0	0	0
MATT DUMBA	2	0	0	0	1-	0	6	3	0	0	0	0
MIKAEL GRANLUND	2	0	1	1	4-	0	0	6	2	2	4	0
ERIK HAULA	2	0	1	1	2-	2	0	4	0	2	2	2
MIKKO KOIVU	2	1	2	3	1	0	5	12	2	6	8	2
DARCY KUEMPER	2	0	0	0	-	0	0	3	0	0	0	0
NINO NIEDERREITER	2	1	0	1	4-	2	5	10	1	4	5	2
ZACH PARISE	2	1	1	2	1-	0	4	5	1	4	5	2
JASON POMINVILLE	1	0	0	0	1-	0	1	31	11	9	20	6
NATE PROSSER	1	0	0	0	3-	0	0	4	0	0	0	15
MIKE REILLY	1	0	0	0	1-	0	0	1	0	0	0	0
MARCO SCANDELLA	2	0	0	0	4-	0	4	6	0	2	2	4
JORDAN SCHROEDER	1	0	0	0	0	0	2	1	0	0	0	0
JARED SPURGEON	2	1	1	2	0	0	3	7	2	5	7	2
ERIC STAAL	3	2	1	3	0	4	7	46	7	18	25	38
CHRIS STEWART	1	1	0	1	1	0	1	10	5	5	10	21
RYAN SUTER	2	0	2	2	1-	0	8	13	1	9	10	6
JASON ZUCKER	2	0	0	0	2-	2	4	3	0	0	0	2

Also with career statistics vs. Devils: VICTOR BARTLEY (2-0-2-2-4); ZAC DAPLE (5-1-0-1-0); ALEX STALOCK (2-0-0-0-0); TYSON STRACHAN (8-0-1-1-2).

## GOALTENDING HISTORY vs. DEVILS

GOALTENDER	2015-16					CAREER				
	MIN	GA	SO	GAA	W L OT	MIN	GA	SO	GAA	W L OT
DEVAN DUBNYK	17	3	0	10.55	0 0 0	377	18	0	2.87	1 4 1
DARCY KUEMPER	98	6	0	3.68	0 2 0	158	8	0	3.04	0 3 0
ALEX STALOCK	-	-	-	-	- - -	120	7	0	3.51	1 1 0



**ALL-TIME RECORD**

DEVILS	GP	W	L	O/T	OTL	PTS	GF	GA
117	63	42	11	1	138	337	301	
at New Jersey	58	35	17	6	0	76	188	157
at Montreal	59	28	25	5	1	62	149	144

**2015-16 SUMMARY**

	GP	W	L	OT	PTS	GF	GA	SF	SA	PIM	PP	SHG
NEW JERSEY	3	1	1	1	3	6	7	78	84	18	1-9, 11.1%	0
MONTREAL	3	2	0	1	5	7	6	84	78	18	2-9, 22.2%	1

DATE	GAME#	RES	SCORE	LOCATION	GOALTENDERS	W/D GOAL
11/27/15	22	Ls	2-3	@ DEVILS	SCHNEIDER/Condon	Andrighetto
11/28/15	23	Wo	3-2	@ Montreal	SCHNEIDER/Condon	MOORE
01/06/16	41	L	1-2	@ Montreal	SCHNEIDER/Condon	Mitchell

**INDIVIDUAL SCORING vs. CANADIENS**

PLAYER	2015-16						WITH DEVILS						CAREER					
	GP	G	A	PTS	+/-	PIM	S	GP	G	A	PTS	PIM	GP	G	A	PTS	PIM	
BEAU BENNETT	2	1	1	2	1	0	6	-	-	-	-	-	8	2	5	7	0	
MICHAEL CAMMALLERI	2	0	1	1	2	0	4	5	2	1	3	0	12	3	3	6	2	
VERNON FIDDLER	2	0	1	1	1	0	1	-	-	-	-	-	12	1	1	2	8	
BRANDON GORMLEY	1	0	0	0	0	0	0	-	-	-	-	-	1	0	0	0	0	
ANDY GREENE	3	0	1	1	1	0	8	26	0	4	4	10	26	0	4	4	10	
TAYLOR HALL	2	0	2	2	1	0	5	-	-	-	-	-	8	2	4	6	2	
ADAM HENRIQUE	3	2	2	4	4	0	8	13	3	6	9	2	13	3	6	9	2	
JACOB JOSEFSON	2	0	0	0	1	2	4	11	2	0	2	2	11	2	0	2	2	
SERGEY KALININ	3	0	0	0	2	0	2	3	0	0	0	0	3	0	0	0	0	
BEN LOVEJOY	3	0	0	0	2	2	2	-	-	-	-	-	10	0	2	2	8	
JON MERRILL	3	0	0	0	1	0	2	9	0	2	2	4	9	0	2	2	4	
JOHN MOORE	3	1	2	3	2	0	3	3	1	2	3	0	10	1	3	4	2	
KYLE PALMIERI	3	1	0	1	1	0	4	3	1	0	1	0	5	1	1	2	0	
CORY SCHNEIDER	3	0	0	0	-	0	0	4	0	0	0	0	4	0	0	0	0	
DAMON SEVERSON	3	0	0	0	1	-	0	4	0	0	0	0	4	0	0	0	0	
TRAVIS ZAJAC	3	0	1	1	1	2	3	33	3	12	15	10	33	3	12	15	10	

Also with career statistics vs. Canadiens: REID BOUCHER (3-1-1-2-0 with Devils/3-1-1-2-0 career); LUKE GAZDIC (- - - - -/3-0-0-0-9); SETH HELGSON (1-0-0-0-0/1-0-0-0-0); KEITH KINKAID (3-0-0-0-0/3-0-0-0-0); ANDREW MacWILLIAM (- - - - -/1-0-1-1-0); ROD PELLE (8-0-1-1-0/8-0-1-1-0); DEVANTE SMITH-PELLY (- - - - -/3-1-2-3-2).

**GOALTENDING HISTORY vs. CANADIENS**

GOALTENDER	2015-16					WITH DEVILS					CAREER				
	MIN	GA	SO	GAA	W L OT	MIN	GA	SO	GAA	W L OT	MIN	GA	SO	GAA	W L OT
KEITH KINKAID	-	-	-	-	-	183	11	0	3.61	1 2 0	183	11	0	3.61	1 2 0
CORY SCHNEIDER	186	6	0	1.94	1 1 1	251	9	0	2.15	1 1 2	251	9	0	2.15	1 1 2

YEAR	HOME		ROAD		TOTAL		GF-GA	SF-SA	PIM	PP/PK
	W-L-O/T	W-L-O/T	W-L-O/T	W-L-O/T						
1982-83	0-1-0	1-2-0	1-2-0	1-2-0	14-13	74-93	27-29	2-6/3-10		
1983-84	0-2-0	1-0-0	1-2-0	1-2-0	5-12	55-95	37-35	1-6/2-7		
1984-85	1-0-0	0-1-1	1-1-1	1-1-1	9-13	78-93	29-25	2-7/2-9		
1985-86	1-1-0	0-1-0	1-2-0	1-2-0	10-18	81-101	59-47	2-13/4-14		
1986-87	1-0-0	0-2-0	1-2-0	1-2-0	8-10	77-76	22-24	1-10/1-9		
1987-88	2-0-0	0-1-0	2-1-0	2-1-0	9-7	74-84	64-42	1-10/2-16		
1988-89	0-1-0	0-2-0	0-3-0	0-3-0	7-13	87-89	55-47	2-11/2-15		
1989-90	0-2-0	1-0-0	1-2-0	1-2-0	10-13	78-92	22-30	3-10/2-11		
1990-91	1-0-0	0-1-1	1-1-1	1-1-1	10-9	105-83	47-57	1-13/0-13		
1991-92	1-0-0	1-1-0	2-1-0	2-1-0	9-8	87-64	24-24	3-10/1-10		
1992-93	1-1-0	0-1-0	1-2-0	1-2-0	11-13	106-110	108-102	5-15/4-13		
1993-94	1-1-0	1-1-0	2-2-0	2-2-0	11-9	128-115	86-73	0-16/2-18		
1994-95	2-0-0	0-2-0	2-2-0	2-2-0	12-9	155-105	53-39	0-7/0-9		
1995-96	1-0-1	1-1-0	2-1-1	2-1-1	13-11	117-124	50-52	5-14/2-12		
1996-97	1-0-1	1-0-1	2-0-2	2-0-2	14-10	162-104	37-33	0-11/2-14		
1997-98	2-0-0	1-1-0	3-1-0	3-1-0	12-8	126-104	67-65	2-16/2-17		
1998-99	1-0-1	1-0-1	2-0-2	2-0-2	11-4	132-97	115-85	1-17/1-21		
1999-00	2-0-0	1-1-0	3-1-0	3-1-0	10-6	136-104	26-36	2-12/2-7		
2000-01	2-0-0	2-0-0	4-0-0	4-0-0	16-5	122-96	101-43	3-12/4-26		
2001-02	1-1-0	1-1-0	2-2-0	2-2-0	8-7	112-87	22-16	0-8/1-11		
2002-03	2-0-0	1-1-0	3-1-0	3-1-0	10-6	133-90	39-35	4-14/0-16		
2003-04	1-0-1	0-2-0	1-2-1	1-2-1	6-6	118-116	28-26	2-10/1-11		
2005-06	2-0-0	2-0-0	4-0-0	4-0-0	17-12	127-122	40-52	5-15/1-14		
2006-07	2-0-0	2-0-0	4-0-0	4-0-0	12-4	138-102	23-49	6-22/1-8		
2007-08	1-1-0	0-2-0	1-3-0	1-3-0	8-10	112-117	42-34	5-16/3-20		
2008-09	2-0-0	2-0-0	4-0-0	4-0-0	14-5	142-111	39-37	3-15/1-16		
2009-10	1-1-0	2-0-0	3-1-0	3-1-0	9-7	113-99	43-47	2-13/1-11		
2010-11	0-2-0	2-0-0	2-2-0	2-2-0	9-9	99-116	23-37	0-10/2-8		
2011-12	1-1-0	2-0-0	3-1-0	3-1-0	14-9	111-102	30-24	3-12/3-15		
2012-13	1-1-0	0-0-1	1-1-1	1-1-1	7-8	82-75	24-22	4-11/2-12		
2013-14	0-0-1	1-1-0	1-1-1	1-1-1	9-8	83-77	21-21	1-8/1-8		
2014-15	1-1-0	0-1-0	1-2-0	1-2-0	7-12	65-103	43-14	0-5/5-13		
2015-16	0-0-1	1-1-0	1-1-1	1-1-1	6-6	78-84	18-18	1-9/2-9		
<b>TOTALS</b>	<b>35-17-6</b>	<b>28-26-5</b>	<b>63-43-11</b>	<b>63-43-11</b>	<b>337-300</b>	<b>3493-3230</b>	<b>1464-1320</b>	<b>72-374/62-423</b>		

# MONTREAL CANADIENS

BELL CENTRE • MONTREAL, QUE.  
 (514) 932-2582 • Fax (514) 932-8285  
 canadiens.com



CANADIENS VS. DEVILS

**Executive Vice President/General Manager**.....Marc Bergevin  
**Senior Vice President, Hockey Operations**..... Rick Dudley  
**Assistant General Managers**..... Larry Carriere, Scott Mellanby  
**Head Coach**.....Michel Therrien  
**Associate Coach**..... Kirk Muller  
**Assistant Coaches**.....Dan Lacroix, Clement Jodoin, Jean-Jacques Daigneault  
**Goaltending Coach**..... Stephane Waite  
**Strength & Conditioning Coach**..... Pierre Allard  
**Head Athletic Therapist**..... Graham Rynbend  
**Head Equipment Manager**..... Pierre Gervais  
**Senior Vice President, Communications**..... Donald Beauchamp




**THERRIEN**

## 2015-16 LEADERS

**Goals**.....A. Galchenyuk, M. Pacioretty, 30  
**Assists**..... P.K. Subban, 45  
**Points**..... Max Pacioretty, 64  
**+/-**..... Brendan Gallagher, +13

**PIM**.....P.K. Subban, 75  
**GAA**.....Mike Condon, 2.71  
**Wins**.....Mike Condon, 21  
**ShO**.....Carey Price, 2



**PRICE**

## OTHER INFORMATION

**Leading Scorer vs. NJ**..... Mats Naslund, 14g-14a-28pts  
**Leading Scorer vs. Mtl.**..... Patrik Elias, 26g-26a-52pts  
**Last Trade**..... Devils obtained Devante Smith-Pelly for Stefan Matteau (02/29/16)  
**Stanley Cups**.....24 (last time 1992-93)  
**2016-17 Schedule vs. Mtl**..... Jan. 20, Feb. 27 @ NJ; Dec. 8 @ Mtl.

## INDIVIDUAL SCORING vs. DEVILS

PLAYER	2015-16							CAREER				
	GP	G	A	PTS	+/-	PIM	S	GP	G	A	PTS	PIM
SVEN ANDRIGHETTO	3	1	0	1	1	2	5	4	1	0	1	2
MARK BARBERIO	1	0	0	0	0	0	1	2	0	0	0	2
NATHAN BEAULIEU	3	0	1	1	0	0	2	6	0	2	2	0
PAUL BYRON	3	0	1	1	0	0	0	5	0	1	1	2
DANIEL CARR	1	0	0	0	0	0	0	1	0	0	0	0
MIKE CONDON	3	0	0	0	-	0	0	3	0	0	0	0
DAVID DESHARNAIS	3	0	0	0	2-	0	5	17	2	8	10	8
ALEXEI EMELIN	1	0	0	0	1	2	1	13	0	2	2	10
BRIAN FLYNN	3	0	0	0	0	0	2	11	1	0	1	4
ALEX GALCHENYUK	3	3	0	3	3	2	5	11	4	5	9	10
BRENDAN GALLAGHER	1	0	0	0	0	0	2	10	1	3	4	4
ANDREI MARKOV	3	0	1	1	1-	0	1	42	2	13	15	10
TORREY MITCHELL	1	1	0	1	1	0	2	8	2	0	2	6
AL MONTOYA	2	0	0	0	-	0	0	10	0	0	0	0
MAX PACIORETTY	3	1	2	3	1-	2	13	22	8	6	14	10
GREG PATERYN	2	0	0	0	0	2	1	2	0	0	0	2
JEFF PETRY	3	0	0	0	0	0	7	9	0	2	2	2
TOMAS PLEKANEC	3	0	2	2	1-	0	5	38	9	8	17	14
ZACH REDMOND	2	0	0	0	0	0	3	4	0	0	0	0
ANDREW SHAW	2	0	1	1	1-	0	5	7	0	1	1	0
CHRIS TERRY	5	0	0	0	1	0	1	9	2	0	2	0
SHEA WEBER	2	0	2	2	1-	0	4	13	2	5	7	6

Also with career statistics vs. Devils: MIKE BROWN (8-0-0-0-17); JACOB DE LA ROSE (2-0-0-0-0); BOBBY FARNHAM (1-0-0-0-0); CAREY PRICE (21-0-0-0-2); JOHN SCOTT (8-0-0-0-9).

## GOALTENDING HISTORY vs. DEVILS

GOALTENDER	2015-16					CAREER				
	MIN	GA	SO	GAA	W L OT	MIN	GA	SO	GAA	W L OT
MIKE CONDON	188	6	0	1.92	2 0 1	188	6	0	1.92	2 0 1
AL MONTOYA	119	3	0	1.51	2 0 0	581	15	1	1.55	5 2 2
CAREY PRICE	-	-	-	-	- - -	1256	50	1	2.39	10 10 1



**ALL-TIME RECORD**

	GP	W	L	O/T	OTL	PTS	GF	GA
<b>DEVILS</b>	23	13	7	3	0	29	67	55
at New Jersey	11	5	5	1	0	11	33	27
at Nashville	12	8	2	2	0	18	34	28

**2015-16 SUMMARY**

	GP	W	L	OT	PTS	GF	GA	SF	SA	PIM	PP	SHG
NEW JERSEY	2	1	1	0	2	6	7	56	54	8	4-5, 80.0%	0
NASHVILLE	2	1	0	1	3	7	6	54	56	10	3-4, 75.0%	1

DATE	GAME#	RES	SCORE	LOCATION	GOALTENDERS	W/D GOAL
10/13/15	3	L	1-3	@ DEVILS	KINKAID/Rinne	Josi
03/03/16	65	Wo	5-4	@ Nashville	KINKAID/Rinne	HENRIQUE

**INDIVIDUAL SCORING vs. PREDATORS**

PLAYER	2015-16						WITH DEVILS				CAREER						
	GP	G	A	PTS	+/-	PIM	S	GP	G	A	PTS	PIM	GP	G	A	PTS	PIM
BEAU BENNETT	1	0	0	0	0	0	2	-	-	-	-	-	3	0	0	0	0
JOSEPH BLANDISI	1	0	0	0	1-	0	0	1	0	0	0	0	1	0	0	0	0
REID BOUCHER	1	0	0	0	1-	0	1	1	0	0	0	0	1	0	0	0	0
MICHAEL CAMMALLERI	1	0	0	0	1-	0	0	3	1	0	1	0	29	12	9	21	14
VERNON FIDDLER	5	1	0	1	1	5	6	-	-	-	-	-	28	4	5	9	22
BRANDON GORMLEY	1	0	0	0	0	0	1	-	-	-	-	-	2	0	0	0	2
ANDY GREENE	2	0	1	1	2-	0	3	11	0	3	3	0	11	0	3	3	0
TAYLOR HALL	3	0	1	1	1-	2	13	-	-	-	-	-	16	6	8	14	6
ADAM HENRIQUE	2	2	0	2	1	0	8	6	2	1	3	0	6	2	1	3	0
JACOB JOSEFSON	2	0	2	2	2-	0	3	6	0	2	2	2	6	0	2	2	2
SERGEY KALININ	1	0	1	1	1	0	2	1	0	1	1	0	1	0	1	1	0
KEITH KINKAID	2	0	0	0	-	0	0	2	0	0	0	0	2	0	0	0	0
BEN LOVEJOY	2	0	0	0	1-	0	0	-	-	-	-	-	8	0	0	0	2
JON MERRILL	2	0	1	1	0	0	2	5	0	1	1	0	5	0	1	1	0
JOHN MOORE	1	0	1	1	1-	2	2	1	0	1	1	2	12	0	2	2	4
KYLE PALMIERI	2	2	2	4	0	0	8	2	2	2	4	0	14	7	3	10	4
DAMON SEVERSON	1	0	0	0	2-	0	2	2	0	0	0	0	2	0	0	0	0
DEVANTE SMITH-PELLY	2	1	1	2	1	0	3	1	1	1	2	0	7	3	1	4	0
TRAVIS ZAJAC	2	1	1	2	1-	0	3	11	3	5	8	0	11	3	5	8	0

Also with career statistics vs. Predators: LUKE GAZDIC (- - - - with Devils/3-0-0-0-2 career); ROD PELLEY (3-0-0-0-2/4-0-0-0-2); CORY SCHNEIDER (3-0-0-0-0/4-0-0-0-0); KARL STOLLERY (- - - - /1-0-0-0-0).

**GOALTENDING HISTORY vs. PREDATORS**

GOALTENDER	2015-16						WITH DEVILS						CAREER								
	MIN	GA	SO	GAA	W	L	OT	MIN	GA	SO	GAA	W	L	OT	MIN	GA	SO	GAA	W	L	OT
KEITH KINKAID	119	5	0	2.52	1	1	0	119	5	0	2.52	1	1	0	119	5	0	2.52	1	1	0
CORY SCHNEIDER	-	-	-	-	-	-	-	180	7	0	2.34	1	1	1	200	10	0	3.00	1	1	1

YEAR	HOME		ROAD		TOTAL		GF-GA	SF-SA	PIM	PP/PK
	W-L-O/T	W-L-O/T	W-L-O/T	W-L-O/T	W-L-O/T					
1998-99	0-1-0	0-1-0	1-1-0	1-1-0	1-1-0	1-1-0	6-4	69-51	31-29	3-7/0-8
1999-00	1-0-0	1-0-0	1-0-0	2-0-0	6-2	59-68	18-6	1-3/0-4		
2000-01	0-1-0	0-0-0	0-1-0	3-4	36-36	10-8	1-4/0-5			
2001-02	0-1-0	1-0-0	1-1-0	7-7	71-54	20-26	1-12/1-10			
2002-03	1-0-0	1-0-0	2-0-0	5-3	41-53	14-18	1-9/2-7			
2003-04	0-0-0	0-1-0	0-1-0	2-3	40-27	10-10	0-4/1-4			
2005-06	0-0-0	1-0-0	1-0-0	4-3	34-32	8-6	2-2/2-3			
2006-07	0-0-1	0-0-0	0-0-1	3-4	33-18	10-12	1-6/2-5			
2007-08	0-0-0	0-0-0	0-0-0	0-0	0-0	0-0	0-0/0-0			
2008-09	0-0-0	1-0-0	1-0-0	3-1	35-34	15-11	1-3/1-5			
2009-10	1-0-0	0-0-1	1-0-1	7-5	56-49	14-16	1-7/2-6			
2010-11	0-1-0	0-0-0	0-1-0	1-3	16-20	10-6	1-3/2-5			
2011-12	0-0-0	1-0-0	1-0-0	3-2	41-31	16-21	1-5/1-3			
2012-13	0-0-0	0-0-0	0-0-0	0-0	0-0	0-0	0-0/0-0			
2013-14	1-0-0	0-0-1	1-0-1	7-3	49-48	18-14	1-6/0-8			
2014-15	1-0-0	0-1-0	1-1-0	4-4	46-72	12-10	2-4/0-5			
2015-16	0-1-0	1-0-0	1-1-0	6-7	56-54	8-10	4-5/3-4			
<b>TOTALS</b>	<b>5-5-1</b>	<b>8-2-2</b>	<b>13-7-3</b>	<b>67-55</b>	<b>682-647</b>	<b>214-203</b>	<b>21-80/17-82</b>			


# NASHVILLE PREDATORS

BRIDGESTONE ARENA • NASHVILLE, TN  
(615) 770-2300 • Fax (615) 770-2309  
nashvillepredators.com



PREDATORS VS. DEVILS


**President of Hockey Operations, GM & Alt. Governor** .....David Poile  
**CEO & Alt. Governor** ..... Jeff Cogen  
**Assistant General Manager** ..... Paul Fenton  
**Head Coach** ..... Peter Laviolette  
**Assistant Coaches** .....Phil Housley, Kevin McCarthy  
**Goaltending Coach** ..... Ben Vanderklok  
**Strength & Conditioning Coach** .....David Good  
**Head Athletic Trainer** ..... Andy Hosler  
**Equipment Manager** ..... Pete Rogers  
**Senior Vice President & Advisor** ..... Gerry Helper  
**Manager, Hockey Communications** ..... Kevin Wilson



**LAVIOLETTE**

## 2015-16 LEADERS

**Goals** ..... Filip Forsberg, 33      **PIM** ..... Barret Jackman, 76  
**Assists** ..... Roman Josi, 47      **GAA** ..... Carter Hutton, 2.33  
**Points** ..... Filip Forsberg, 64      **Wins** ..... Pekka Rinne, 34  
**+/-** ..... James Neal, +27      **ShO** ..... Pekka Rinne, 4



**RINNE**

## OTHER INFORMATION

**Leading Scorer vs. NJ** ..... M. Erat, 5g-4a-9pts; G. Johnson, 4g-5a-9pts  
**Leading Scorer vs. Nsh.** ..... Patrik Elias, 6g-13a-19pts  
**Last Trade** ..... Devils obtained Jason Arnott for Matt Halischuk, #2 2011 Draft Pick (Magnus Hellberg) (06/19/10)  
**Stanley Cups** ..... None  
**2016-17 Schedule vs. Nsh.** ..... Dec. 20 @ NJ; Dec. 3 @ Nsh.

## INDIVIDUAL SCORING vs. DEVILS

PLAYER	GP	2015-16					S	GP	CAREER			
		G	A	PTS	+/-	PIM			G	A	PTS	PIM
VIKTOR ARVIDSSON	1	0	0	0	0	0	4	1	0	0	0	0
ANTHONY BITETTO	1	0	0	0	0	0	0	2	0	0	0	0
MATTIAS EKHOLM	2	0	0	0	3	4	2	6	0	0	0	4
RYAN ELLIS	2	0	0	0	1	0	2	4	0	0	0	0
MIKE FISHER	2	0	0	0	1	0	2	36	6	6	12	35
FILIP FORSBERG	2	1	3	4	0	0	3	4	1	3	4	0
PETTER GRANBERG	1	0	0	0	1	0	0	2	0	0	0	0
CALLE JARNKROK	2	0	0	0	1-	0	2	4	0	0	0	2
RYAN JOHANSEN	2	0	0	0	1-	0	2	11	0	3	3	6
ROMAN JOSI	2	2	1	3	1-	2	7	6	2	2	4	2
JAMES NEAL	2	0	0	0	0	0	6	23	3	3	6	8
MIKE RIBEIRO	2	1	1	2	0	0	1	32	6	10	16	8
PEKKA RINNE	2	0	1	1	-	2	0	7	0	1	1	2
MIIKKA SALOMAKI	1	0	1	1	0	0	0	1	0	1	1	0
CRAIG SMITH	2	1	1	2	0	0	6	7	2	3	5	2
P.K. SUBBAN	3	0	1	1	1-	4	11	18	3	8	11	6
AUSTIN WATSON	2	0	1	1	2	0	2	2	0	1	1	0
YANNICK WEBER	2	0	0	0	1-	2	6	13	0	3	3	2
COLIN WILSON	2	0	0	0	0	0	3	9	2	2	4	4

Also with career statistics vs. Devils: CODY BASS (2-0-0-0-0); STEFAN ELLIOTT (1-1-0-1-0); MATT IRWIN (3-0-0-0-0); COLTON SISSONS (1-0-0-0-2); TREVOR SMITH (4-1-0-1-2).

## GOALTENDING HISTORY vs. DEVILS

GOALTENDER	MIN	2015-16					MIN	GA	CAREER					
		GA	SO	GAA	W	L			OT	SO	GAA	W	L	OT
PEKKA RINNE	122	6	0	2.95	1	0	1	430	17	0	2.37	3	2	2



### ALL-TIME RECORD

DEVILS	GP	W	L	O/T	OTL	PTS	GF	GA
at New Jersey	199	83	89	26	1	193	596	630
at NY Islanders	101	35	52	14	0	84	276	335

### 2015-16 SUMMARY

	GP	W	L	OT	PTS	GF	GA	SF	SA	PIM	PP	SHG
NEW JERSEY	4	1	3	0	2	4	9	95	114	56	1-12, 8.3%	0
NY ISLANDERS	4	3	0	1	7	9	4	114	95	35	1-11, 9.1%	1

DATE	GAME#	RES	SCORE	LOCATION	GOALTENDERS	W/D GOAL
10/31/15	11	W	3-2	@ DEVILS	SCHNEIDER/Halak	CAMMALLERI
11/03/15	12	L	1-2	@ NY Islanders	SCHNEIDER/Halak	Cizikas
12/13/15	30	L	0-4	@ NY Islanders	*KINKAID/Greiss	Zidlicky
02/19/16	59	L	0-1	@ DEVILS	SCHNEIDER/Halak	Cizikas

\* - Schneider replaced by Kinkaid at 27:28.

### INDIVIDUAL SCORING vs. ISLANDERS

PLAYER	2015-16						WITH DEVILS				CAREER						
	GP	G	A	PTS	+/-	PIM	GP	G	A	PTS	PIM	GP	G	A	PTS	PIM	
BEAU BENNETT	1	0	0	0	0	1	0	-	-	-	-	8	0	0	0	2	
JOSEPH BLANDISI	2	0	0	0	1	0	2	0	0	0	0	2	0	0	0	0	
REID BOUCHER	1	0	0	0	0	0	2	0	1	1	0	2	0	1	1	0	
MICHAEL CAMMALLERI	3	0	0	0	2	2	5	0	0	0	4	18	3	7	10	10	
VERNON FIDDLER	2	1	0	1	0	0	2	-	-	-	-	14	4	3	7	2	
BRANDON GORMLEY	1	0	0	0	3	0	0	-	-	-	-	3	0	0	0	0	
ANDY GREENE	4	0	0	0	2	0	2	47	1	8	9	16	47	1	8	9	16
TAYLOR HALL	2	0	1	1	1	0	8	-	-	-	-	7	3	2	5	4	
SETH HELGESON	1	0	0	0	0	0	0	3	0	0	0	2	3	0	0	2	
ADAM HENRIQUE	3	0	0	0	0	4	4	20	5	7	12	6	20	5	7	12	6
JACOB JOSEFSON	4	0	0	0	2	0	3	19	2	4	6	2	19	2	4	6	2
SERGEY KALININ	4	0	0	0	0	2	5	4	0	0	0	2	4	0	0	0	2
KEITH KINKAID	1	0	0	0	-	0	0	3	0	0	0	0	3	0	0	0	0
BEN LOVEJOY	2	0	0	0	2	2	4	-	-	-	-	12	0	2	2	4	
JON MERRILL	3	0	0	0	2	0	1	10	0	0	0	4	10	0	0	0	4
JOHN MOORE	4	1	0	1	1	0	4	4	1	0	1	0	12	1	0	1	0
KYLE PALMIERI	4	0	1	1	3	2	8	4	0	1	1	2	7	2	2	4	2
CORY SCHNEIDER	4	0	0	0	-	0	0	8	0	0	0	0	8	0	0	0	0
DAMON SEVERSON	3	0	1	1	1	0	3	6	0	1	1	0	6	0	1	1	0
DEVANTE SMITH-PELLY	2	0	1	1	1	2	3	-	-	-	-	4	0	1	1	2	
TRAVIS ZAJAC	3	1	0	1	0	2	5	51	11	20	31	8	51	11	20	31	8

Also with career statistics vs. Islanders: LUKE GAZDIC (- - - - - with Devils/3-0-0-0-2 career); ROD PELLEY (15-1-5-6-21/16-1-5-6-21).

### GOALTENDING HISTORY vs. ISLANDERS

GOALTENDER	2015-16						WITH DEVILS						CAREER								
	MIN	GA	SO	GAA	W	L	OT	MIN	GA	SO	GAA	W	L	OT	MIN	GA	SO	GAA	W	L	OT
KEITH KINKAID	33	1	0	1.84	0	0	0	161	6	0	2.24	0	0	2	161	6	0	2.24	0	0	2
CORY SCHNEIDER	210	8	0	2.29	1	3	0	452	14	0	1.86	2	5	1	451	14	0	1.86	2	5	1

YEAR	HOME			ROAD			TOTAL			GF-GA	SF-SA	PIM	PP/PPK
	W-L-O/T	W-L-O/T	W-L-O/T	W-L-O/T	W-L-O/T	W-L-O/T							
1982-83	0-4-0	0-3-0	0-7-0	18-45	210-218	66-90	7-30/6-22						
1983-84	0-3-0	0-4-0	0-7-0	14-37	201-202	91-94	2-31/10-25						
1984-85	2-1-1	1-1-1	3-2-2	32-27	227-201	92-93	3-28/8-24						
1985-86	2-1-0	0-4-0	2-5-0	27-31	239-210	100-98	5-26/6-27						
1986-87	2-2-0	0-3-0	2-5-0	26-39	203-272	201-202	9-39/11-35						
1987-88	3-0-0	0-4-0	3-4-0	25-26	224-206	161-183	9-38/10-36						
1988-89	1-2-1	0-2-1	1-4-2	22-28	227-198	223-249	10-42/11-44						
1989-90	3-0-0	1-1-2	4-1-2	30-20	221-208	165-178	4-29/5-30						
1990-91	0-2-2	1-2-0	1-4-2	24-23	245-168	227-150	5-25/7-39						
1991-92	0-2-1	1-1-2	1-3-3	18-25	239-209	109-113	3-23/2-26						
1992-93	1-3-0	1-2-0	2-5-0	23-36	199-189	214-163	4-23/3-37						
1993-94	2-0-0	1-2-0	3-2-0	20-16	155-130	155-138	8-22/4-29						
1994-95	1-0-1	0-1-1	1-1-2	15-13	136-95	58-77	3-16/3-7						
1995-96	3-0-0	1-1-0	4-1-0	19-13	152-143	148-103	7-22/2-22						
1996-97	2-0-0	1-2-0	3-2-0	15-13	153-112	95-113	4-19/2-14						
1997-98	2-1-0	2-1-0	4-2-0	18-12	201-157	93-77	3-21/3-19						
1998-99	0-2-0	3-0-0	3-2-0	17-15	173-111	43-53	4-22/5-16						
1999-00	2-1-0	1-1-0	3-2-0	21-12	193-130	78-78	7-24/3-26						
2000-01	1-0-1	1-1-1	2-1-2	11-7	171-120	54-62	1-26/2-22						
2001-02	2-1-0	1-1-0	3-2-0	15-15	144-116	61-67	3-16/6-18						
2002-03	2-0-0	2-0-1	4-0-1	22-7	138-128	38-40	3-14/2-13						
2003-04	2-1-0	1-2-0	3-3-0	16-14	181-133	68-58	1-20/4-20						
2005-06	1-3-0	1-1-2	2-4-2	15-23	221-242	104-120	6-38/6-35						
2006-07	2-1-1	4-0-0	6-1-1	19-14	235-200	83-97	4-32/4-25						
2007-08	1-3-0	1-2-1	2-5-1	14-21	266-199	101-103	3-29/6-29						
2008-09	3-0-0	1-2-0	4-2-0	17-17	226-177	63-79	7-23/6-21						
2009-10	3-0-0	1-2-0	4-2-0	21-13	198-163	82-79	6-20/5-22						
2010-11	2-1-0	2-1-0	4-2-0	15-15	175-129	73-108	2-21/2-13						
2011-12	2-1-0	2-1-0	4-2-0	13-7	148-148	46-66	4-17/0-17						
2012-13	0-1-1	2-1-0	2-2-1	11-14	143-130	75-53	2-16/8-23						
2013-14	0-0-2	2-0-1	2-0-3	14-11	140-126	36-85	4-15/1-13						
2014-15	0-1-1	0-1-1	0-2-2	5-12	112-122	33-27	1-8/0-12						
2015-16	1-1-0	0-2-0	1-3-0	4-9	95-114	56-35	1-12/1-11						
<b>TOTALS</b>	<b>48-38-12</b>	<b>35-52-14</b>	<b>83-90-26</b>	<b>596-630</b>	<b>6191-5436</b>	<b>3292-3331</b>	<b>145-787/158-772</b>						



# NEW YORK ISLANDERS

BARCLAYS CENTER • BROOKLYN, NY

(516) 501-6700 • Fax (516) 501-6762

newyorkislanders.com



ISLANDERS VS. DEVILS

**President, General Manager & Alternate Governor**..... Garth Snow  
**Assistant General Manager & Assistant Coach**..... Doug Weight  
**Head Coach**..... Jack Capuano  
**Assistant Coaches**..... Greg Cronin, Bob Corkum, Matt Bertani  
**Goaltending Coach**..... Mike Dunham  
**Strength & Conditioning Coach**..... Derrek Douglas  
**Head Athletic Trainer**..... Damien Hess  
**Equipment Manager**..... Scott Boggs  
**Director of Communications**..... Kimber Auerbach

## 2015-16 LEADERS


**Goals**.....John Tavares, 33      **PIM**..... Matt Martin, 119  
**Assists**..... Kyle Okposo, 42      **GAA**..... Jaroslav Halak, 2.30  
**Points**..... John Tavares, 70      **Wins**..... Thomas Greiss, 23  
**+/-**..... Johnny Boychuk, +17      **ShO**..... Jaroslav Halak, 3

## OTHER INFORMATION

**Leading Scorer vs. NJ**..... Mike Bossy, 27g-43a-70pts  
**Leading Scorer vs. NYI**..... Patrik Elias, 33g-53a-86pts  
**Last Trade**..... Devils obtained Trent Hunter for Brian Rolston (07/29/11)  
**Stanley Cups**..... 4 (last time, 1982-83)  
**2016-17 Schedule vs. NYI**..... Feb. 18, Apr. 8 @ NJ; Feb. 18, Mar. 31 @ NYI



CAPUANO



TAVARES

## INDIVIDUAL SCORING vs. DEVILS

PLAYER	GP	2015-16					S	GP	CAREER			
		G	A	PTS	+/-	PIM			G	A	PTS	PIM
JOSH BAILEY	4	0	1	1	0	2	3	36	8	10	18	28
JOHNNY BOYCHUK	4	0	0	0	3	0	2	19	0	3	3	12
JASON CHIMERA	4	1	2	3	2	0	6	29	9	3	12	21
CASEY CIZIKAS	4	2	1	3	2	2	7	19	3	5	8	8
CAL CLUTTERBUCK	4	0	0	0	3	2	2	13	2	0	2	8
CALVIN de HAAN	3	0	1	1	1	0	6	9	0	4	4	2
MIKHAIL GRABOVSKI	4	0	1	1	1	0	4	28	4	8	12	6
THOMAS GREISS	1	0	0	0	-	0	0	4	0	0	0	0
JAROSLAV HALAK	3	0	0	0	-	0	0	17	0	0	0	0
TRAVIS HAMONIC	4	0	0	0	2	2	10	29	3	6	9	54
THOMAS HICKEY	2	0	1	1	1	0	1	14	0	2	2	4
NIKOLAY KULEMIN	4	0	0	0	1	4	6	29	4	3	7	24
ANDREW LADD	2	1	1	2	0	0	6	29	8	6	14	12
NICK LEDDY	4	0	2	2	0	0	6	11	1	3	4	0
ANDERS LEE	4	1	1	2	2	4	13	11	2	1	3	8
BROCK NELSON	4	1	1	2	2	2	5	13	1	2	3	6
P.A. PARENTEAU	3	2	1	3	2	0	9	18	4	6	10	2
SHANE PRINCE	3	0	2	2	2	0	4	3	0	2	2	0
RYAN STROME	3	0	0	0	1	0	5	11	2	2	4	2
JOHN TAVARES	2	1	0	1	1	0	11	30	12	9	21	12

Also with career statistics vs. Devils: ERIC BOULTON (34-3-2-5-109); KEVIN CZUCZMAN (2-0-0-0-0); JUSTIN FLOREK (1-0-0-0-0); SCOTT MAYFIELD (1-0-0-0-0).

## GOALTENDING HISTORY vs. DEVILS

GOALTENDER	MIN	2015-16					MIN	GA	CAREER					
		GA	SO	GAA	W	L			OT	SO	GAA	W	L	OT
THOMAS GREISS	60	0	1	0.00	1	0	0	242	6	1	1.49	2	2	0
JAROSLAV HALAK	185	3	1	0.97	2	0	1	971	31	3	1.92	9	4	2



### ALL-TIME RECORD

DEVILS	GP	W	L	O/T	OTL	PTS	GF	GA
at New Jersey	199	88	82	28	1	205	585	623
at NY Rangers	100	56	36	8	0	120	327	296
	99	32	46	20	1	85	258	327

### 2015-16 SUMMARY

	GP	W	L	OT	PTS	GF	GA	SF	SA	PIM	PP	SHG
NEW JERSEY	4	3	1	0	6	11	7	113	116	36	3-8, 37.5%	1
NY RANGERS	4	1	2	1	3	7	11	116	113	48	0-11, 0.0%	0

DATE	GAME#	RES	SCORE	LOCATION	GOALTENDERS	W/D GOAL
10/18/15	5	Wo	2-1	@ NY Rangers	SCHNEIDER/Lundqvist	STEMPNIAK
02/02/16	51	W	3-2	@ DEVILS	SCHNEIDER/Lundqvist	SCHLEMKO
02/08/16	54	L	1-2	@ NY Rangers	SCHNEIDER/Lundqvist	Miller
02/23/16	61	W	5-3	@ DEVILS	SCHNEIDER/Lundqvist	STEMPNIAK

### INDIVIDUAL SCORING vs. RANGERS

PLAYER	2015-16					WITH DEVILS					CAREER						
	GP	G	A	PTS	+/-	PIM	S	GP	G	A	PTS	PIM	GP	G	A	PTS	PIM
BEAU BENNETT	1	0	0	0	0	0	1	-	-	-	-	-	5	1	0	1	2
JOSEPH BLANDISI	3	1	2	3	1	-4	4	3	1	2	3	4	3	1	2	3	4
REID BOUCHER	4	0	0	0	2	-0	7	7	0	0	0	0	7	0	0	0	0
MICHAEL CAMMALLERI	1	0	1	1	0	0	2	5	0	2	2	6	18	7	11	18	10
VERNON FIDDLER	2	0	0	0	1	-0	3	-	-	-	-	-	13	1	3	4	4
LUKE GAZDIC	2	0	0	0	0	0	1	-	-	-	-	-	5	0	0	0	2
BRANDON GORMLEY	2	0	0	0	1	-0	0	-	-	-	-	-	3	0	0	0	2
ANDY GREENE	4	0	3	3	3	2	2	41	0	11	11	14	41	0	11	11	14
TAYLOR HALL	2	3	2	5	2	2	4	-	-	-	-	-	7	3	4	7	4
SETH HELGESON	2	0	0	0	2	-2	2	2	0	0	0	2	2	0	0	0	2
ADAM HENRIQUE	4	1	4	5	3	0	7	22	4	5	9	4	22	4	5	9	4
JACOB JOSEFSON	4	0	1	1	0	0	5	20	1	2	3	14	20	1	2	3	14
SERGEY KALININ	4	1	1	2	2	5	3	4	1	1	2	5	4	1	1	2	5
BEN LOVEJOY	2	0	0	0	1	-0	2	-	-	-	-	-	9	1	1	2	2
JON MERRILL	1	0	0	0	0	0	1	7	1	0	1	0	7	1	0	1	0
JOHN MOORE	3	0	0	0	0	0	5	3	0	0	0	0	4	0	0	0	0
KYLE PALMIERI	4	1	0	1	0	7	14	4	1	0	1	7	7	2	0	2	7
CORY SCHNEIDER	4	0	0	0	-	0	0	10	0	0	0	0	11	0	0	0	0
DAMON SEVERSON	3	0	3	3	1	0	4	6	0	4	4	0	6	0	4	4	0
DEVANTE SMITH-PELLY	2	2	0	2	2	0	3	-	-	-	-	-	6	2	1	3	0
TRAVIS ZAJAC	4	1	0	1	2	0	8	52	13	13	26	19	52	13	13	26	19

Also with career statistics vs. Rangers: KEITH KINKAID (1-0-0-0-0 with Devils/1-0-0-0-0 career); ROD PELLELY (16-0-0-0-2/16-0-0-0-2).

### GOALTENDING HISTORY vs. RANGERS

GOALTENDER	2015-16					WITH DEVILS					CAREER				
	MIN	GA	SO	GAA	W L OT	MIN	GA	SO	GAA	W L OT	MIN	GA	SO	GAA	W L OT
KEITH KINKAID	-	-	-	-	-	48	3	0	3.79	0 0 0	48	3	0	3.79	0 0 0
CORY SCHNEIDER	242	7	0	1.74	3 1 0	517	20	1	2.32	4 4 1	575	21	1	2.19	4 5 1

YEAR	HOME W-L-O/T	ROAD W-L-O/T	TOTAL W-L-O/T	GF-GA	SF-SA	PIM	PP/PK
1982-83	2-1-0	1-2-1	3-3-1	21-24	196-211	103-125	6-28/5-24
1983-84	0-3-1	1-2-0	1-5-1	20-29	195-226	110-133	4-36/5-23
1984-85	0-3-0	2-2-0	2-5-0	26-38	240-202	101-139	7-39/4-25
1985-86	1-3-0	1-2-0	2-5-0	19-36	213-215	172-162	6-40/13-40
1986-87	2-1-0	2-2-0	4-3-0	36-33	213-226	172-190	12-43/11-39
1987-88	2-2-0	1-2-0	3-4-0	27-30	219-197	292-251	11-47/7-49
1988-89	2-1-0	2-2-0	4-3-0	32-31	202-247	214-180	5-37/10-51
1989-90	3-1-0	0-2-1	3-3-1	25-25	218-200	244-173	9-27/10-40
1990-91	2-1-0	0-2-2	2-3-2	20-23	219-214	201-185	9-31/12-39
1991-92	2-1-0	1-3-0	3-4-0	21-30	207-216	117-104	1-28/12-36
1992-93	3-1-0	1-1-1	4-2-1	23-24	236-208	148-127	7-41/7-41
1993-94	0-3-0	0-3-0*	0-6-0	9-24	166-188	109-117	1-28/8-29
1994-95	2-0-0	1-1-0	3-1-0	15-9	110-126	113-98	5-18/3-12
1995-96	2-0-0	0-1-2	2-1-2	11-8	174-133	65-83	1-24/4-14
1996-97	1-1-1	0-1-1	1-2-2	8-12	190-131	143-123	2-18/3-12
1997-98	1-0-0	1-0-2	4-0-2	22-14	190-120	130-184	6-30/7-19
1998-99	3-0-0	2-0-0	5-0-0	20-8	144-128	115-100	4-18/4-25
1999-00	2-0-0	1-0-2	3-0-2	15-9	182-136	110-58	3-17/2-23
2000-01	2-1-0	0-0-2	2-1-2	18-12	160-110	156-179	7-27/11-22
2001-02	2-0-0	1-1-1	3-1-1	18-14	167-132	65-69	6-19/7-22
2002-03	1-0-2	1-0-1	2-0-3	14-11	192-117	52-58	2-20/3-17
2003-04	2-1-0	2-0-1	4-1-1	24-10	206-138	65-65	4-20/1-15
2005-06	3-1-0	1-2-1	4-3-1	17-20	215-237	112-132	6-46/6-44
2006-07	3-0-1	2-2-0	5-2-1	21-16	214-236	67-101	5-36/4-20
2007-08	1-2-1	0-2-2	1-4-3	10-19	205-207	80-74	1-27/6-30
2008-09	2-1-0	1-2-0	3-3-0	18-19	197-199	143-111	3-22/5-33
2009-10	1-1-0	2-1-0	3-2-1	17-15	204-183	87-85	2-19/5-20
2010-11	1-2-0	1-2-0	2-4-0	8-16	177-152	63-42	0-14/3-13
2011-12	2-1-0	0-2-0	3-3-0	12-14	146-145	121-109	2-18/1-14
2012-13	1-1-0	0-2-0	1-3-0	6-12	100-90	40-40	2-14/1-19
2013-14	1-2-0#	2-0-0	3-2-0	14-14	114-134	40-30	3-12/2-17
2014-15	0-1-1	0-2-0	0-3-1	7-17	108-125	30-32	4-15/4-14
2015-16	2-0-0	1-1-0	3-1-0	11-7	113-116	30-32	8-8/0-11
<b>TOTALS</b>	<b>56-36-8</b>	<b>32-47-20</b>	<b>88-83-28</b>	<b>585-623</b>	<b>6032-5645</b>	<b>3810-3691</b>	<b>149-867/176-1031</b>

\*Includes neutral site loss @ Halifax, N.S.  
#Includes home game loss @ Yankee Stadium, Bronx, NY.

# NEW YORK RANGERS

MADISON SQUARE GARDEN • NEW YORK, NY  
(212) 465-6486 • Fax (212) 465-6494  
newyorkrangers.com



RANGERS VS. DEVILS

<b>President &amp; Alternate Governor</b> .....	Glen Sather
<b>General Manager</b> .....	Jeff Gorton
<b>Senior Vice President &amp; Assistant General Manager</b> .....	Jim Schoenfeld
<b>Assistant General Manager</b> .....	Chris Drury
<b>Head Coach</b> .....	Alain Vigneault
<b>Associate Coach</b> .....	Scott Arniel
<b>Assistant Coaches</b> .....	Jeff Beukeboom, Darryl Williams
<b>Assistant/Goaltending Coach</b> .....	Benoit Allaire
<b>Head Athletic Trainer</b> .....	Jim Ramsay
<b>Equipment Manager</b> .....	Acacio Marques
<b>Strength &amp; Conditioning Coach</b> .....	Reg Grant
<b>Senior VP of Public Relations &amp; Player Recruitment</b> .....	John Rosasco




**VIGNEAULT**

## 2015-16 LEADERS

<b>Goals</b> .....	Derick Brassard, 27	<b>PIM</b> .....	Tanner Glass, 66
<b>Assists</b> .....	Keith Yandle, 42	<b>GAA</b> .....	Antti Raanta, 2.24
<b>Points</b> .....	Mats Zuccarello, 61	<b>Wins</b> .....	Henrik Lundqvist, 35
<b>+/-</b> .....	Ryan McDonagh, +26	<b>ShO</b> .....	Henrik Lundqvist, 4

## OTHER INFORMATION

<b>Leading Scorer vs. NJ</b> .....	Brian Leetch, 19g-45a-64pts
<b>Leading Scorer vs. NYR</b> .....	Patrik Elias, 23g-50a-73pts
<b>Last Trade</b> .....	None
<b>Stanley Cups</b> .....	4 (last time, 1993-94)
<b>2016-17 Schedule vs. NYR</b> .....	Feb. 25, Mar. 21 @ NJ; Dec. 11, Dec. 18 @ NYR



**LUNDQVIST**

## INDIVIDUAL SCORING vs. DEVILS

PLAYER	GP	2015-16						GP	CAREER			
		G	A	PTS	+/-	PIM	S		G	A	PTS	PIM
ADAM CLENDENING	1	0	0	0	0	0	2	2	0	0	0	2
JESPER FAST	4	0	2	2	2	0	7	8	0	3	3	0
NATHAN GERBE	2	1	0	1	0	0	3	21	3	5	8	0
DAN GIRARDI	4	0	0	0	2-	0	4	51	2	16	18	13
TANNER GLASS	3	0	0	0	1	0	0	22	0	2	2	23
MICHAEL GRABNER	3	0	0	0	1-	2	6	21	5	9	8	10
KEVIN HAYES	4	1	0	1	1-	10	11	8	2	3	5	14
NICK HOLDEN	2	0	1	1	3	2	0	6	0	1	1	2
MAREK HRIVIK	1	0	1	1	1	0	0	1	0	1	1	0
JOSH JOORIS	1	0	0	0	1-	0	2	3	1	1	2	0
KEVIN KLEIN	4	1	0	1	1	7	3	14	2	1	3	7
CHRIS KREIDER	4	0	0	0	3-	0	17	15	3	5	8	4
OSCAR LINDBERG	4	0	1	1	0	2	4	4	0	1	1	2
HENRIK LUNDQVIST	4	0	0	0	-	0	0	57	0	1	1	0
RYAN McDONAGH	2	0	0	0	1	0	2	24	2	8	10	12
DYLAN McILRATH	2	0	0	0	1	4	2	2	0	0	0	4
J.T. MILLER	4	3	0	3	2	15	8	11	3	0	3	17
RICK NASH	1	0	0	0	1-	0	1	18	8	2	10	14
BRADY SKJEI	1	0	0	0	0	0	1	1	0	0	0	0
MARC STAAL	3	0	1	1	1	0	2	44	3	5	8	12
DEREK STEPAN	4	1	0	1	3-	2	8	28	11	12	23	6
MIKA ZIBANEJAD	3	2	1	3	1-	0	11	10	2	4	6	0
MATS ZUCCARELLO	4	0	1	1	2-	2	8	19	4	7	11	10

Also with career statistics vs. Devils: CHRIS BROWN (2-1-0-1-2); BRIAN GIBBONS (4-0-2-2-2); MATT LINDBLAD (1-0-0-0-0); ANTTI RAANTA (2-0-0-0-0); CHRIS SUMMERS (1-1-1-2-2).

## GOALTENDING HISTORY vs. DEVILS

GOALTENDER	MIN	2015-16					MIN	GA	CAREER					
		GA	SO	GAA	W	L			OT	SO	GAA	W	L	OT
HENRIK LUNDQVIST	241	10	0	2.49	1	2	1	3402	108	8	1.90	34	16	7
ANTTI RAANTA	-	-	-	-	-	-	-	120	5	0	2.50	2	0	0



### ALL-TIME RECORD

	GP	W	L	O/T	OTL	PTS	GF	GA
<b>DEVILS</b>	87	52	25	9	1	114	230	201
at New Jersey	43	27	13	3	0	57	122	98
at Ottawa	44	25	12	6	1	57	108	103

### 2015-16 SUMMARY

	GP	W	L	OT	PTS	GF	GA	SF	SA	PIM	PP	SHG
NEW JERSEY	3	3	0	0	6	14	7	73	107	49	5-10, 50.0%	0
OTTAWA	3	0	2	1	1	7	14	107	73	32	2-13, 15.4%	0

DATE	GAME#	RES	SCORE	LOCATION	GOALTENDERS	W/D GOAL
10/22/15	7	Ws	5-4	@ Ottawa	SCHNEIDER/Hammond	STEMPNIAK
12/30/15	38	W	3-0	@ Ottawa	SCHNEIDER/Hammond	CAMMALLERI
01/21/16	48	W	6-3	@ DEVILS	SCHNEIDER/Hammond*	ZAJAC

\* - Anderson replaced by Hammond at 13:56.

### INDIVIDUAL SCORING vs. SENATORS

PLAYER	2015-16						WITH DEVILS					CAREER					
	GP	G	A	PTS	+/-	PIM	S	GP	G	A	PTS	PIM	GP	G	A	PTS	PIM
BEAU BENNETT	1	0	0	0	1	0	0	-	-	-	-	-	4	1	2	3	0
JOSEPH BLANDISI	1	1	2	3	0	2	1	1	1	2	3	2	1	1	2	3	2
REID BOUCHER	1	0	0	0	0	0	0	2	1	0	1	0	2	1	0	1	0
MICHAEL CAMMALLERI	3	2	3	5	4	0	9	5	3	3	6	0	24	10	12	22	2
VERNON FIDDLER	2	0	0	0	2	-	0	3	-	-	-	-	12	0	2	2	6
BRANDON GORMLEY	1	0	0	0	0	0	1	-	-	-	-	-	2	0	0	0	0
ANDY GREENE	3	0	1	1	2	2	0	29	1	9	10	10	29	1	9	10	10
TAYLOR HALL	2	0	1	1	0	0	6	-	-	-	-	-	8	2	3	5	8
ADAM HENRIQUE	3	2	1	3	3	0	4	15	3	6	9	2	15	3	6	9	2
JACOB JOSEFSON	2	0	1	1	0	0	2	8	0	2	2	0	8	0	2	2	0
SERGEY KALININ	3	0	0	0	2	-	2	3	0	0	0	2	3	0	0	0	2
BEN LOVEJOY	3	0	0	0	0	2	2	-	-	-	-	-	14	1	3	4	14
JON MERRILL	1	0	0	0	0	0	0	6	0	0	0	2	6	0	0	0	2
JOHN MOORE	3	0	0	0	0	2	4	3	0	0	0	2	7	1	1	2	2
KYLE PALMIERI	3	2	2	4	2	0	8	3	2	2	4	0	6	2	2	4	2
CORY SCHNEIDER	3	0	0	0	-	0	0	7	0	0	0	0	8	0	0	0	0
DAMON SEVERSON	3	0	1	1	1	-	2	4	1	2	3	2	4	1	2	3	2
DEVANTE SMITH-PELLY	2	0	0	0	1	4	2	-	-	-	-	-	4	0	0	0	4
TRAVIS ZAJAC	3	2	4	6	2	0	5	33	4	16	20	12	33	4	16	20	12

Also with career statistics vs. Senators: CARTER CAMPER (- - - - with Devils/1-1-0-1-0-0-0 career); LUKE GAZDIC (- - - -/3-0-0-0-0-5); SETH HELGESON (1-0-0-0-0/1-0-0-0-0); ANDREW MacWILLIAM (- - - -/2-0-0-0-2); ROD PELLEY (7-0-1-1-0/8-0-1-1-0).

### GOALTENDING HISTORY vs. SENATORS

GOALTENDER	2015-16						WITH DEVILS						CAREER									
	MIN	GA	SO	GAA	W	L	OT	MIN	GA	SO	GAA	W	L	OT	MIN	GA	SO	GAA	W	L	OT	
KEITH KINKAID	-	-	-	-	-	-	-	-	-	-	-	-	-	-	-	-	-	-	-	-	-	-
CORY SCHNEIDER	183	7	1	2.29	3	0	0	430	12	1	1.67	5	1	1	492	13	1	1.59	6	1	1	

YEAR	HOME		ROAD		TOTAL		GF-GA	SF-SA	PIM	PP/PK
	W-L-O/T	W-L-O/T	W-L-O/T	W-L-O/T						
1992-93	2-0-0	0-1-1	2-1-1	15-12	158-106	57-59	4-17/3-16			
1993-94	2-0-0	2-0-0	4-0-0	21-6	128-97	65-55	3-14/2-18			
1994-95	1-0-0	2-0-0	3-0-0	10-4	96-64	30-46	1-9/0-7			
1995-96	1-1-0	2-0-0	3-1-0	13-9	129-103	70-71	2-13/0-12			
1996-97	0-0-2	2-0-0	2-0-2	6-4	110-95	36-30	1-7/0-10			
1997-98	1-1-0	1-1-0	2-2-0	7-7	113-82	60-56	1-11/1-12			
1998-99	1-1-0	0-2-0	1-3-0	8-14	118-109	56-24	0-12/2-21			
1999-00	2-0-0	1-0-1	3-0-1	16-10	127-121	88-66	1-11/0-18			
2000-01	1-1-0	0-1-1	1-2-1	10-12	119-105	42-40	3-15/1-16			
2001-02	1-1-0	2-0-0	3-1-0	7-4	82-113	45-35	1-8/0-13			
2002-03	0-2-0	1-1-0	1-3-0	8-13	97-109	38-46	2-17/1-13			
2003-04	1-1-0	2-0-0	3-1-0	5-6	92-92	28-26	0-11/2-12			
2005-06	1-1-0	1-1-0	2-2-0	12-14	116-141	71-69	5-24/5-22			
2006-07	2-0-0	1-1-0	3-1-0	9-13	115-113	50-36	1-10/1-11			
2007-08	1-1-0	1-1-0	2-2-0	9-12	121-128	44-48	2-16/2-14			
2008-09	2-0-0	2-0-0	4-0-0	16-7	120-97	54-70	5-19/3-16			
2009-10	2-0-0	1-1-0	3-1-0	10-8	92-93	33-59	4-13/0-10			
2010-11	1-1-0	0-2-0	1-3-0	6-9	130-91	26-22	3-10/2-12			
2011-12	2-0-0	1-0-1	3-0-1	12-9	129-128	47-55	3-14/2-15			
2012-13	0-1-0	0-0-1	0-1-2	3-7	98-55	38-54	0-8/0-5			
2013-14	1-0-0	0-1-1	1-1-1	8-9	114-80	34-38	2-13/2-10			
2014-15	1-1-0	1-0-0	2-1-0	5-5	82-71	16-28	2-13/3-7			
2015-16	1-0-0	2-0-0	3-0-0	14-7	73-107	49-32	5-10/2-13			
<b>TOTALS</b>	<b>27-13-3</b>	<b>25-13-6</b>	<b>52-26-9</b>	<b>230-201</b>	<b>2559-2300</b>	<b>1077-1065</b>	<b>51-295/34-303</b>			

# OTTAWA SENATORS

CANADIAN TIRE CENTRE • OTTAWA, ONT.

(613) 599-0250 • Fax (613) 599-5562

ottawasenators.com



SENATORS VS. DEVILS


<b>General Manager</b> .....	Pierre Dorion
<b>Assistant General Manager</b> .....	Randy Lee
<b>Head Coach</b> .....	Guy Boucher
<b>Associate Coach</b> .....	Marc Crawford
<b>Assistant Coaches</b> .....	Rob Cookson, Martin Raymond
<b>Goaltending Coach</b> .....	Pierre Groulx
<b>Conditioning Coach</b> .....	Chris Schwarz
<b>Head Athletic Trainer</b> .....	Gerry Townend
<b>Equipment Manager</b> .....	John Forget
<b>Senior Director, Communications</b> .....	Brian Morris



**BOUCHER**

## 2015-16 LEADERS

<b>Goals</b> .....	Mike Hoffman, 29	<b>PIM</b> .....	Chris Neil, 165
<b>Assists</b> .....	Erik Karlsson, 66	<b>GAA</b> .....	Andrew Hammond, 2.65
<b>Points</b> .....	Erik Karlsson, 82	<b>Wins</b> .....	Craig Anderson, 31
<b>+/-</b> .....	Jean-Gabriel Pageau, +17	<b>ShO</b> .....	Craig Anderson, 4



**KARLSSON**

## OTHER INFORMATION

**Leading Scorer vs. NJ** .....

**Leading Scorer vs. Ott.** .....

**Last Trade** .....

**Stanley Cups** .....

**2016-17 Schedule vs. Ott.** .....

## INDIVIDUAL SCORING vs. DEVILS

PLAYER	2015-16						CAREER					
	GP	G	A	PTS	+/-	PIM	S	GP	G	A	PTS	PIM
CRAIG ANDERSON	1	0	0	0	-	0	0	12	0	0	0	0
MIKE BLUNDEN	2	0	0	0	1-	7	1	7	0	0	0	11
MARK BOROWIECKI	3	0	0	0	1-	0	1	6	0	2	2	2
DERICK BRASSARD	4	0	2	2	2	2	13	17	1	6	7	12
CODY CECI	2	1	1	2	1	0	4	7	1	2	3	0
FREDRIK CLAESSION	1	0	0	0	0	0	1	1	0	0	0	0
ANDREW HAMMOND	3	0	0	0	-	0	0	3	0	0	0	0
MIKE HOFFMAN	3	2	0	2	4-	0	12	7	3	1	4	0
ERIK KARLSSON	3	0	2	2	2-	2	15	19	2	14	16	14
CURTIS LAZAR	3	0	1	1	1-	0	2	6	1	1	2	4
CLARKE MacARTHUR	3	0	1	1	1-	0	2	26	4	7	11	28
MAX McCORMICK	2	0	1	1	1	5	3	2	0	1	1	5
MARC METHOT	1	0	0	0	1-	0	1	11	0	2	2	8
CHRIS NEIL	3	1	2	3	3	9	6	47	6	5	11	112
JEAN-GABRIEL PAGEAU	3	0	0	0	1-	0	7	8	1	0	1	0
DION PHANEUF	2	0	2	2	1	2	5	22	1	5	6	25
BOBBY RYAN	3	0	1	1	3-	0	5	12	3	4	7	8
ZACK SMITH	3	1	0	1	1-	2	4	17	2	1	3	24
MARK STONE	3	0	0	0	5-	4	8	7	0	1	1	4
KYLE TURRIS	2	0	0	0	2-	4	5	15	2	4	6	8
CHRIS WIDEMAN	3	0	0	0	2-	4	5	3	0	0	0	4

Also with career statistics vs. Devils: JASON AKESON (1-0-0-0-0); MATT FRATTIN (4-1-0-1-0); CHRIS KELLY (35-7-10-17-10); MICHAEL KOSTKA (3-1-1-2-2); ZACK STORTINI (4-0-1-1-12); PHILIP VARONE (2-0-0-0-2).

## GOALTENDING HISTORY vs. DEVILS

GOALTENDER	2015-16						CAREER							
	MIN	GA	SO	GAA	W	L	OT	MIN	GA	SO	GAA	W	L	OT
CRAIG ANDERSON	14	4	0	17.22	0	1	0	660	24	2	2.18	8	3	1
ANDREW HAMMOND	167	7	0	2.51	0	1	1	167	7	0	2.51	0	1	1



**ALL-TIME RECORD**

DEVILS	GP	W	L	O/T	OTL	PTS	GF	GA
at New Jersey	198	101	76	21	0	223	601	597
at Philadelphia	99	61	29	9	0	131	332	277
	99	40	47	12	0	92	269	320

**2015-16 SUMMARY**

NEW JERSEY	GP	W	L	OT	PTS	GF	GA	SF	SA	PIM	PP	SHG
PHILADELPHIA	4	2	1	1	5	12	12	99	111	51	6-18, 33.3%	0
	4	2	1	1	5	12	12	111	99	59	5-13, 38.5%	0

DATE	GAME#	RES	SCORE	LOCATION	GOALTENDERS	W/D GOAL
10/29/15	10	W	4-1	@ Philadelphia	SCHNEIDER/Mason	PALMIERI
12/04/15	26	Lo	3-4	@ DEVILS	SCHNEIDER/Neuvirth	Ream
02/13/16	56	Wo	2-1	@ Philadelphia	SCHNEIDER/Neuvirth	HENRIQUE
02/16/16	58	L	3-6	@ DEVILS	SCHNEIDER/Neuvirth	Cousins

**INDIVIDUAL SCORING vs. FLYERS**

PLAYER	2015-16						WITH DEVILS				CAREER						
	GP	G	A	PTS	+/-	PIM	S	GP	G	A	PTS	PIM	GP	G	A	PTS	PIM
BEAU BENNETT	1	1	0	1	1	0	1	-	-	-	-	-	9	2	2	4	4
JOSEPH BLANDISI	2	1	0	1	1-	4	3	2	1	0	1	4	2	1	0	1	4
REID BOUCHER	2	0	1	1	2-	0	2	3	0	1	1	2	3	0	1	1	2
MICHAEL CAMMALLERI	2	1	1	2	2	0	0	6	3	1	4	2	20	7	5	12	6
VERNON FIDDLER	2	0	0	0	0	0	7	-	-	-	-	-	12	1	1	2	6
LUKE GAZDIC	1	0	0	0	1-	0	2	-	-	-	-	-	3	0	0	0	7
BRANDON GORMLEY	1	0	0	0	0	0	0	-	-	-	-	-	2	0	0	0	0
ANDY GREENE	4	1	0	1	0	6	3	46	2	13	15	32	46	2	13	15	32
TAYLOR HALL	2	2	2	4	2	8	-	-	-	-	-	-	6	5	4	9	6
SETH HELGESON	2	0	1	1	0	0	1	4	0	2	2	0	4	0	2	2	0
ADAM HENRIQUE	4	1	0	1	1-	0	7	21	10	6	16	13	21	10	6	16	13
JACOB JOSEFSON	4	0	2	2	1-	0	4	16	1	4	5	0	16	1	4	5	0
SERGEY KALININ	4	0	0	0	0	4	2	4	0	0	0	4	4	0	0	0	4
BEN LOVEJOY	3	0	1	1	1-	2	8	-	-	-	-	-	13	0	1	1	4
JON MERRILL	2	0	0	0	1	2	1	8	0	0	0	2	8	0	0	0	2
JOHN MOORE	4	0	2	2	3-	2	8	4	0	2	2	2	12	1	4	5	7
KYLE PALMIERI	4	3	3	6	0	4	16	4	3	3	6	4	7	5	4	9	4
CORY SCHNEIDER	4	0	0	0	-	0	0	7	0	0	0	0	8	0	0	0	0
DAMON SEVERSON	4	0	0	0	0	0	3	7	0	1	1	0	7	0	1	1	0
DEVANTE SMITH-PELLY	3	0	1	1	1-	0	5	-	-	-	-	-	7	1	2	3	2
TRAVIS ZAJAC	3	2	1	3	0	2	7	48	12	20	32	10	48	12	20	32	10

Also with career statistics vs. Flyers: KEITH KINKAID (1-0-0-0-0/1-0-0-0-0); ROD PELLEY (16-1-1-2-6/16-1-1-2-6).

**GOALTENDING HISTORY vs. FLYERS**

GOALTENDER	2015-16					WITH DEVILS					CAREER										
	MIN	GA	SO	GAA	W L OT	MIN	GA	SO	GAA	W L OT	MIN	GA	SO	GAA	W L OT						
KEITH KINKAID	-	-	-	-	-	60	2	0	2.00	1	0	0	60	2	0	2.00	1	0	0		
CORY SCHNEIDER	246	11	0	2.68	2	1	1	426	20	0	2.82	4	2	1	464	21	0	2.71	4	3	1

YEAR	HOME W-L-O/T	ROAD W-L-O/T	TOTAL W-L-O/T	GF-GA	SF-SA	PIM	PP/PK
1982-83	2-2-0	0-3-0	2-5-0	13-25	173-238	126-139	4-24/4-21
1983-84	0-3-0	0-4-0	0-7-0	11-33	169-267	82-91	3-29/6-25
1984-85	1-3-0	1-2-0	2-5-0	18-29	194-214	144-126	7-30/6-33
1985-86	2-1-0	1-3-0	3-4-0	30-33	195-255	164-193	10-37/10-36
1986-87	2-1-1	0-3-0	2-4-1	20-34	229-263	196-273	5-41/7-25
1987-88	3-0-0	2-0-2	5-0-2	29-19	199-187	246-300	12-52/9-49
1988-89	2-2-0	0-3-0	2-5-0	17-33	228-194	219-220	8-56/15-39
1989-90	1-2-0	3-0-1	4-2-1	31-24	231-238	128-114	9-31/7-33
1990-91	3-0-1	1-1-1	4-1-2	25-21	212-202	223-223	8-38/8-37
1991-92	3-0-0	0-2-2	3-2-2	25-22	208-215	174-189	6-31/9-33
1992-93	3-0-0	2-2-0	5-2-0	29-23	223-207	151-167	12-37/5-39
1993-94	3-0-0	1-1-0	4-1-0	23-14	162-164	96-111	7-20/6-27
1994-95	0-2-0	1-1-0	1-3-0	11-14	84-92	52-49	3-13/1-11
1995-96	2-1-0	2-1-0	4-2-0	17-19	183-165	115-128	8-32/2-22
1996-97	1-1-0	1-2-0	2-3-0	15-15	125-144	56-69	5-17/4-16
1997-98	3-0-0	1-0-1	4-0-1	18-8	148-103	96-94	7-29/2-23
1998-99	1-0-1	2-1-0	3-1-1	17-19	119-146	55-43	5-17/5-23
1999-00	3-0-0	1-1-0	4-1-0	16-11	157-120	114-94	4-17/2-21
2000-01	0-0-2	2-1-0	2-1-2	15-11	146-125	147-111	1-17/3-19
2001-02	1-2-0	0-1-1	1-3-1	7-10	156-116	16-16	0-8/1-8
2002-03	1-1-0	2-0-1	3-1-1	11-7	148-118	64-38	0-11/0-14
2003-04	1-1-1	1-2-0	2-3-1	11-14	166-156	62-64	4-24/2-19
2005-06	4-0-0	1-3-0	5-3-0	22-13	216-230	73-91	5-38/3-29
2006-07	4-0-0	3-0-1	7-0-1	29-21	259-234	100-116	9-40/6-36
2007-08	4-0-0	2-2-0	6-2-0	29-19	256-223	148-148	8-45/6-45
2008-09	2-1-0	1-1-1	3-2-1	16-17	190-173	118-135	4-28/8-19
2009-10	1-1-1	0-3-0	1-4-1	13-20	175-162	59-103	5-32/4-17
2010-11	2-1-0	1-2-0	3-3-0	15-15	152-187	42-56	3-16/2-18
2011-12	1-2-0	2-1-0	3-3-0	15-18	169-161	147-113	5-31/3-33
2012-13	3-0-0	1-0-1	4-0-1	17-7	136-122	65-77	2-22/2-17
2013-14	0-1-1	2-0-0	2-1-1	7-5	98-102	38-28	0-14/1-19
2014-15	2-0-0	1-1-0	3-1-0	17-12	83-122	52-46	3-12/4-15
2015-16	0-1-1	2-0-0	2-1-1	12-12	99-111	51-59	6-18/5-13
<b>TOTALS</b>	<b>61-29-9</b>	<b>40-47-12</b>	<b>101-76-21</b>	<b>601-597</b>	<b>5688-5756</b>	<b>3619-3824</b>	<b>178-90/158-834</b>

# PHILADELPHIA FLYERS

WELLS FARGO CENTER • PHILADELPHIA, PA  
 (215) 465-4500 • Fax (215) 389-9403  
 philadelphiaflyers.com



FLYERS VS. DEVILS


<b>President</b> .....	Paul Holmgren
<b>Executive Vice President &amp; General Manager</b> .....	Ron Hextall
<b>Senior Vice President</b> .....	Bob Clarke
<b>Assistant General Manager</b> .....	Barry Hanrahan
<b>Assistant General Manager, Director of Player Personnel</b> .....	Chris Pryor
<b>Head Coach</b> .....	Dave Hakstol
<b>Assistant Coaches</b> .....	Gord Murphy, Joe Mullen, Ian Laperriere
<b>Goaltending Coach</b> .....	Kim Dillabaugh
<b>Director of Sports Medicine</b> .....	Jim McCrossin
<b>Strength &amp; Conditioning Coach</b> .....	Chris Osmund
<b>Head Equipment Manager</b> .....	Derek Settlemyre
<b>Senior Director of Communications</b> .....	Zack Hill



**HAKSTOL**

## 2015-16 LEADERS

<b>Goals</b> .....	Wayne Simmonds, 32	<b>PIM</b> .....	Wayne Simmonds, 147
<b>Assists</b> .....	Claude Giroux, 45	<b>GAA</b> .....	Steve Mason, 2.27
<b>Points</b> .....	Claude Giroux, 67	<b>Wins</b> .....	Steve Mason, 23
<b>+/-</b> .....	Andrew MacDonald, +10	<b>ShO</b> .....	Steve Mason, 4



**GIROUX**

## OTHER INFORMATION

<b>Leading Scorer vs. NJ</b> .....	Brian Propp, 28g-34a-62pts
<b>Leading Scorer vs. Phi</b> .....	Patrik Elias, 37g-47a-84pts
<b>Last Trade</b> .....	Devils obtained #3 1986 Draft Pick (Marc Laniel) for Glenn Resch (03/11/86)
<b>Stanley Cups</b> .....	2 (1973-74, 1974-75)
<b>2016-17 Schedule vs. Phi</b> .....	Dec. 22, Mar. 16, Apr. 4 @ NJ; Jan. 21, Apr. 1 @ Phi.

## INDIVIDUAL SCORING vs. DEVILS

PLAYER	GP	2015-16				PIM	S	GP	CAREER			
		G	A	PTS	+/-				G	A	PTS	PIM
P.E. BELLEMARE	3	1	1	2	1	4	4	7	1	1	2	6
NICK COUSINS	3	1	0	1	0	2	6	3	1	0	1	2
SEAN COUTURIER	1	0	0	0	0	0	1	20	2	3	5	2
MICHAEL DEL ZOTTO	3	0	1	1	0	0	3	27	3	8	11	10
CLAUDE GIROUX	4	1	5	6	0	0	10	35	9	25	34	24
BOYD GORDON	2	0	0	0	0	0	1	24	0	5	5	6
SHAYNE GOSTISBEHERE	3	2	1	3	1-	2	8	3	2	1	3	2
RADKO GUDAS	2	0	0	0	0	12	1	7	0	1	1	25
SCOTT LAUGHTON	2	0	0	0	1-	7	0	4	0	0	0	7
ANDREW MacDONALD	1	0	0	0	3	2	1	28	2	5	7	10
BRANDON MANNING	3	0	0	0	1	0	2	6	0	0	0	2
STEVE MASON	1	0	0	0	-	0	0	8	0	1	1	0
COLIN McDONALD	1	0	0	0	0	2	0	10	0	0	0	4
MICHAEL NEUVIRTH	3	0	0	0	-	0	0	13	0	0	0	0
MICHAEL RAFFL	4	0	0	0	0	0	7	12	1	0	1	5
MATT READ	3	1	0	1	3-	0	5	20	5	3	8	6
BRAYDEN SCHENN	4	1	3	4	0	4	12	22	3	6	9	27
NICK SCHULTZ	4	0	0	0	0	6	6	20	0	4	4	14
WAYNE SIMMONDS	4	2	1	3	1-	4	9	27	10	7	17	43
MARK STREIT	3	0	0	0	1	0	3	44	4	13	17	16
CHRIS VANDEVELDE	4	0	2	2	3	4	5	9	0	2	2	6
JAKUB VORACEK	4	1	2	3	0	2	13	25	6	9	15	14
JORDAN WEAL	1	0	0	0	0	0	0	1	0	0	0	0
DALE WEISE	2	0	0	0	1-	0	2	10	3	2	5	8

Also with career statistics vs. Devils: T.J. BRENNAN (4-0-0-0-0); CHRIS CONNER (8-1-0-1-0); DAVIS DREWSISKE (2-0-0-0-2); ANDY MIELE (1-0-0-0-0); AARON PALUSHAJ (1-0-0-0-0).

## GOALTENDING HISTORY vs. DEVILS

GOALTENDER	MIN	2015-16					MIN	GA	CAREER					
		GA	SO	GAA	W	L			OT	SO	GAA	W	L	OT
STEVE MASON	57	3	0	3.16	0	1	0	453	28	0	3.70	0	7	0
MICHAEL NEUVIRTH	185	8	0	2.58	2	0	1	803	28	1	2.09	6	2	5



### ALL-TIME RECORD

DEVILS	GP	W	L	O/T	OTL	PTS	GF	GA
at New Jersey	194	103	74	16	1	223	631	588
at Pittsburgh	99	55	32	12	0	122	338	287
	95	48	42	4	1	101	293	301

### 2015-16 SUMMARY

	GP	W	L	OT	PTS	GF	GA	SF	SA	PIM	PP	SHG
NEW JERSEY	4	2	2	0	4	8	8	104	121	32	2-14	14.3%
PITTSBURGH	4	2	2	0	4	8	8	121	104	36	2-12	16.7%

DATE	GAME#	RES	SCORE	LOCATION	GOALTENDERS	W/D GOAL
11/14/15	17	W	4-1	@ DEVILS	SCHNEIDER/Zatkoff	SCHLENMKO
01/26/16	50	L	0-2	@ Pittsburgh	SCHNEIDER/Flueury	Crosby
03/06/16	67	L	1-6	@ DEVILS	KINKAID/Murray	Cullen
03/24/16	74	W	3-0	@ Pittsburgh	WEDGEWOOD/Flueury	PALMIERI

### INDIVIDUAL SCORING vs. PENGUINS

PLAYER	2015-16						WITH DEVILS				CAREER							
	GP	G	A	PTS	+/-	PIM	S	GP	G	A	PTS	PIM	GP	G	A	PTS	PIM	
JOSEPH BLANDISI	3	0	0	0	0	2	3	3	0	0	0	2	3	0	0	0	2	
REID BOUCHER	3	0	3	3	0	0	5	6	0	3	3	0	6	0	3	3	0	
MICHAEL CAMMALLERI	2	1	2	3	2	0	3	6	1	2	3	0	20	6	6	12	4	
VERNON FIDLER	2	0	1	1	0	2	2	1	2	-	-	-	14	0	4	4	12	
BRANDON GORMLEY	2	0	0	0	0	0	0	-	-	-	-	-	3	0	0	0	0	
ANDY GREENE	4	0	0	0	3	0	5	44	6	13	19	8	44	6	13	19	8	
TAYLOR HALL	2	0	1	1	1	4	12	-	-	-	-	-	5	1	3	4	4	
SETH HELGESON	1	0	0	0	0	0	1	1	0	0	0	0	1	0	0	0	0	
ADAM HENRIQUE	4	1	2	3	3	0	8	23	6	5	11	8	23	6	5	11	8	
JACOB JOSEFSON	2	0	0	0	0	0	6	17	2	0	2	2	17	2	0	2	2	
SERGEY KALININ	3	0	0	0	1	-	2	1	3	0	0	0	2	3	0	0	2	
KEITH KINKAID	1	0	0	0	0	0	1	1	0	0	0	0	1	0	0	0	0	
JOHN MERRILL	2	0	0	0	4	-	2	1	8	0	1	1	2	8	0	1	1	2
JOHN MOORE	3	0	1	1	1	1	2	3	3	0	1	1	2	15	1	3	4	8
VOJTSEH MOZIK	1	0	0	0	0	0	2	1	0	0	0	0	1	0	0	0	0	0
KYLE PALMIERI	4	3	0	3	2	2	12	4	3	0	3	2	8	3	1	4	4	4
BLAKE PIETILA	1	0	0	0	0	0	2	1	0	0	0	0	1	0	0	0	0	0
CORY SCHNEIDER	2	0	0	0	-	0	0	9	0	0	0	0	9	0	0	0	0	0
DAMON SEVERSON	4	0	3	3	1	-	0	7	0	3	3	2	7	0	3	3	2	2
DEVANTE SMITH-PELLY	5	0	1	1	4	-	2	7	2	0	1	1	0	7	0	1	1	2
SCOTT WEDGEWOOD	1	0	0	0	-	0	0	1	0	0	0	0	1	0	0	0	0	0
TRAVIS ZAJAC	4	0	1	1	1	0	3	51	12	17	29	26	51	12	17	29	26	

Also with career statistics vs. Penguins: LUKE GAZDIC (- - - - - with Devils/2-0-0-0-0 career); BEN LOVEJOY (- - - - -/3-0-1-1-0); ROD PELLE (19-0-3-3-9/20-0-3-3-9).

### GOALTENDING HISTORY vs. PENGUINS

GOALTENDER	2015-16						WITH DEVILS						CAREER								
	MIN	GA	SO	GAA	W	L	OT	MIN	GA	SO	GAA	W	L	OT	MIN	GA	SO	GAA	W	L	OT
KEITH KINKAID	60	6	0	6.00	0	1	0	60	6	0	6.00	0	1	0	60	6	0	6.00	0	1	0
CORY SCHNEIDER	117	2	1	1.02	1	1	0	517	17	2	1.97	3	5	1	518	17	2	1.97	3	5	1
SCOTT WEDGEWOOD	60	0	1	0.00	1	0	0	60	0	1	0.00	1	0	0	60	0	1	0.00	1	0	0

YEAR	HOME		ROAD		TOTAL		GF-GA	SF-SA	PIM	PP/PK
	W-L-O/T	W-L-O/T	W-L-O/T	W-L-O/T						
1982-83	1-0-2	2-1-1	3-1-3	26-23	170-208	173-179	8-34/8-32			
1983-84	2-2-0	1-2-0	3-4-0	27-28	221-209	111-126	2-33/4-29			
1984-85	2-1-0	3-1-0	5-2-0	34-25	250-191	131-113	7-30/3-29			
1985-86	1-2-1	1-2-0	2-4-1	22-28	186-204	109-101	5-29/9-40			
1986-87	2-1-0	2-2-0	4-3-0	31-34	187-248	162-140	12-28/11-34			
1987-88	3-1-0	3-0-0	6-1-0	38-21	211-200	288-247	17-49/8-56			
1988-89	1-1-1	0-3-1	1-4-2	24-29	242-206	326-283	7-51/10-54			
1989-90	2-1-1	2-1-0	4-2-1	29-22	226-197	170-183	7-33/9-38			
1990-91	3-0-0	0-4-0	3-4-0	31-37	241-204	186-188	9-39/8-36			
1991-92	3-1-0	2-1-0	5-2-0	31-20	250-167	169-193	8-41/5-30			
1992-93	1-3-1	1-3-0	2-6-1	25-33	275-282	212-179	6-49/10-55			
1993-94	2-0-0	0-1-1	2-1-1	17-10	121-108	60-96	6-20/3-17			
1994-95	0-0-2	0-1-0	0-1-2	8-11	121-78	49-53	2-17/6-12			
1995-96	0-1-1	1-1-0	1-2-1	9-11	154-89	48-54	1-19/3-16			
1996-97	1-1-0	2-0-0	3-1-0	13-12	121-90	54-75	1-16/3-11			
1997-98	1-1-0	1-1-0	2-2-0	10-8	105-103	110-84	0-15/2-16			
1998-99	2-1-0	2-0-0	4-1-0	17-13	153-100	43-41	3-15/3-16			
1999-00	1-1-0	2-1-0	3-2-0	15-14	161-132	75-60	7-21/3-19			
2000-01	0-2-1	1-1-0	1-3-1	21-17	168-116	83-76	3-18/2-10			
2001-02	1-1-0	2-1-0	3-2-0	11-15	178-96	34-54	2-18/3-9			
2002-03	2-1-0	2-0-0	4-1-0	14-10	182-100	29-39	1-16/1-10			
2003-04	2-1-0	3-0-0	5-1-0	17-7	189-119	58-58	3-21/3-21			
2005-06	3-0-1	2-2-0	5-2-1	30-27	278-227	98-108	10-48/7-44			
2006-07	2-2-0	3-1-0	5-3-0	21-18	232-215	65-89	5-35/2-23			
2007-08	1-3-0	3-1-0	4-4-0	17-28	210-220	93-96	7-37/11-34			
2008-09	2-1-0	1-2-0	3-3-0	12-16	216-148	81-91	1-26/4-25			
2009-10	3-0-0	3-0-0	6-0-0	22-5	165-187	82-86	3-17/0-21			
2010-11	2-1-0	0-2-1	2-3-1	8-11	154-167	57-61	2-17/2-20			
2011-12	2-1-0	1-2-0	3-3-0	16-18	145-203	90-38	2-16/6-22			
2012-13	2-0-0	1-1-0	3-1-0	10-9	99-97	44-46	4-16/3-15			
2013-14	2-0-0	0-2-0	2-2-0	8-8	118-92	19-27	0-11/0-7			
2014-15	2-0-1	0-2-0	2-2-1	9-12	108-162	48-56	1-14/4-15			
2015-16	1-1-0	1-1-0	2-2-0	8-8	104-121	32-36	2-14/2-12			
<b>TOTALS</b>	<b>55-32-12</b>	<b>48-43-4</b>	<b>103-75-16</b>	<b>631-588</b>	<b>5941-5286</b>	<b>3389-3356</b>	<b>154-863/158-828</b>			



# PITTSBURGH PENGUINS

CONSOL ENERGY CENTER • PITTSBURGH, PA


(412) 642-1300 • Fax (412) 255-1988

pittsburghpenguins.com



PENGUINS VS. DEVILS


<b>Executive Vice President &amp; General Manager</b> .....	Jim Rutherford
<b>Associate General Manager</b> .....	Jason Botterill
<b>Assistant General Manager</b> .....	Bill Guerin
<b>Vice President, Hockey Operations</b> .....	Jason Karmanos
<b>Head Coach</b> .....	Mike Sullivan
<b>Assistant Coaches</b> .....	Rick Tocchet, Jacques Martin
<b>Goaltending Coach</b> .....	Mike Bales
<b>Strength &amp; Conditioning Coach</b> .....	Alex Trinca
<b>Head Athletic Trainer</b> .....	Chris Stewart
<b>Head Equipment Manager</b> .....	Dana Heinze
<b>Vice President, Communications</b> .....	Tom McMillan



**SULLIVAN**

## 2015-16 LEADERS

<b>Goals</b> .....	Sidney Crosby, 36	<b>PIM</b> .....	Kris Letang, 66
<b>Assists</b> .....	Kris Letang, 51	<b>GAA</b> .....	Marc-Andre Fleury, 2.29
<b>Points</b> .....	Sidney Crosby, 85	<b>Wins</b> .....	Marc-Andre Fleury, 35
<b>+/-</b> .....	Chris Kunitz, +29	<b>ShO</b> .....	Marc-Andre Fleury, 5



**CROSBY**

## OTHER INFORMATION

<b>Leading Scorer vs. NJ</b> .....	Mario Lemieux, 47g-88a-135pts
<b>Leading Scorer vs. Pit.</b> .....	Patrik Elias, 24g-46a-70pts
<b>Last Trade</b> .....	Devils obtained Beau Bennett for #3 2016 Draft Pick (Connor Hall) (06/25/16)
<b>Stanley Cups</b> .....	4 (last time, 2015-16)
<b>2016-17 Schedule vs. Pit.</b> .....	Dec. 27, Apr. 6 @ NJ; Nov. 26, Dec. 23, Mar. 17 @ Pit.

## INDIVIDUAL SCORING vs. DEVILS

PLAYER	GP	2015-16						CAREER				
		G	A	PTS	+/-	PIM	S	GP	G	A	PTS	PIM
NICK BONINO	3	1	1	2	1	0	6	7	2	4	6	0
IAN COLE	3	0	0	0	1	0	3	7	0	0	0	0
SIDNEY CROSBY	4	1	2	3	3-	2	12	52	25	30	55	58
MATT CULLEN	4	1	0	1	1	0	7	39	4	8	12	14
TREVOR DALEY	5	0	0	0	2	2	11	20	1	1	2	23
BRIAN DUMOULLIN	4	0	0	0	1-	0	7	5	0	0	0	0
PASCAL DUPUIS	1	0	0	0	3-	0	1	44	8	10	18	14
ERIC FEHR	3	0	0	0	1-	0	5	28	4	3	7	4
M.A. FLEURY	2	0	0	0	-	0	0	49	0	2	2	2
CARL HAGELIN	3	0	1	1	0	0	7	21	5	10	15	12
PATRIC HORNQVIST	4	0	1	1	2-	0	10	12	1	4	5	2
PHIL KESSEL	4	1	1	2	2	2	12	36	12	19	31	14
TOM KUHNHACKL	3	0	1	1	2	0	5	3	0	1	1	0
CHRIS KUNITZ	3	0	0	0	1	0	6	36	12	15	27	14
KRIS LETANG	4	0	2	2	0	12	10	38	1	12	13	43
OLLI MAATTA	4	0	0	0	2-	8	3	9	0	1	1	12
EVGENI MALKIN	3	2	0	2	2	4	6	45	19	23	42	40
MATT MURRAY	1	0	0	0	-	0	0	1	0	0	0	0
KEVIN PORTER	1	0	0	0	0	0	0	5	0	0	0	4
DERRICK POUOLIOT	1	0	1	1	1	0	0	2	0	2	2	0
BRYAN RUST	3	1	2	3	3	0	5	4	1	2	3	0
JUSTIN SCHULTZ	2	0	1	1	2	2	3	6	0	2	2	2
TOM SESTITO	1	0	0	0	0	2	0	4	0	0	0	4
CONOR SHEARY	3	0	0	0	0	0	1	3	0	0	0	0
DANIEL SPRONG	1	0	0	0	0	0	0	1	0	0	0	0
SCOTT WILSON	2	1	0	1	0	0	2	3	1	0	1	0

Also with career statistics vs. Devils: TOM ERIXON (3-0-0-0-0); TOM KOSTOPOULOS (19-0-1-1-24); STEVE OLEKSY (1-0-0-0-0).

## GOALTENDING HISTORY vs. DEVILS

GOALTENDER	MIN	2015-16					CAREER							
		GA	SO	GAA	W	L	OT	MIN	GA	SO	GAA	W	L	OT
M.A. FLEURY	116	3	1	1.55	1	1	0	2814	112	6	2.39	21	24	4
MATT MURRAY	60	1	0	1.01	1	0	0	60	1	0	1.01	1	0	0



### ALL-TIME RECORD

	GP	W	L	O/T	OTL	PTS	GF	GA
<b>DEVILS</b>	35	19	11	4	1	43	110	84
at New Jersey	19	10	6	3	0	23	63	46
at San Jose	16	9	5	1	1	20	47	38

### 2015-16 SUMMARY

	GP	W	L	OT	PTS	GF	GA	SF	SA	PIM	PP	SHG
NEW JERSEY	2	1	0	1	3	4	2	48	64	10	1-7, 14.3%	0
SAN JOSE	2	1	1	0	2	2	4	64	48	16	0-4, 0.0%	0

DATE	GAME#	RES	SCORE	LOCATION	GOALTENDERS	W/D GOAL
10/16/15	4	Ls	1-2	@ DEVILS	SCHNEIDER/Jones	Burns
03/10/16	68	W	3-0	@ San Jose	KINKAID/Jones	SMITH-PELLEY

### INDIVIDUAL SCORING vs. SHARKS

PLAYER	2015-16					WITH DEVILS					CAREER							
	GP	G	A	PTS	+/-	PIM	S	GP	G	A	PTS	PIM	GP	G	A	PTS	PIM	
BEAU BENNETT	2	0	1	1	1	-	2	5	-	-	-	-	4	0	1	1	2	
JOSEPH BLANDISI	1	0	0	0	0	0	0	0	1	0	0	0	1	0	0	0	0	
REID BOUCHER	2	0	1	1	2	0	5	2	2	0	1	1	0	2	0	1	1	0
MICHAEL CAMMALLERI	1	0	0	0	0	0	3	2	0	2	2	2	42	13	15	28	16	
VERNON FIDDLER	3	1	2	3	3	0	5	-	-	-	-	4	2	7	8	15	30	
LUKE GAZDIC	2	0	0	0	0	7	0	-	-	-	-	9	0	0	0	7	0	
BRANDON GORMLEY	1	0	0	0	1	0	0	-	-	-	-	3	0	0	0	0	0	
ANDY GREENE	2	0	0	0	3	0	2	12	1	3	4	4	12	1	3	4	4	
TAYLOR HALL	4	3	1	4	1	2	12	-	-	-	-	25	11	11	22	14	14	
SETH HELGESON	1	0	0	0	0	2	0	1	0	0	0	0	1	0	0	0	0	
ADAM HENRIQUE	2	1	0	1	0	0	7	6	3	3	6	2	6	3	3	6	2	
JACOB JOSEFSON	1	0	0	0	0	0	2	6	1	1	2	0	6	1	1	2	0	
SERGEY KALININ	2	0	0	0	1	-	0	1	2	0	0	0	2	0	0	0	0	
KEITH KINKAID	1	0	0	0	-	2	0	1	0	0	0	2	1	0	0	0	2	
BEN LOVEJOY	2	0	0	0	2	0	3	-	-	-	-	16	1	1	2	17	0	
JON MERRILL	1	0	0	0	0	2	0	4	0	3	3	6	4	0	3	3	6	
JOHN MOORE	2	0	0	0	0	0	3	2	0	0	0	0	12	0	2	2	5	
KYLE PALMIERI	2	0	1	1	2	0	6	2	0	1	1	0	15	2	4	6	4	
CORY SCHNEIDER	1	0	0	0	-	0	0	4	0	0	0	0	11	0	0	0	0	
DAMON SEVERSON	1	0	1	1	1	-	0	2	2	0	1	1	0	2	0	1	1	0
DEVANTE SMITH-PELLEY	1	1	0	1	1	0	3	1	1	0	1	0	12	1	3	4	12	
TRAVIS ZAJAC	1	2	0	2	2	0	2	11	4	3	7	0	11	4	3	7	0	

Also with career statistics vs. Sharks: ANDREW MacWILLIAM (- - - - with Devils/1-0-0-0-0 career); ROD PELLEY (3-0-0-0-2/7-0-0-0-2).

### GOALTENDING HISTORY vs. SHARKS

GOALTENDER	2015-16					WITH DEVILS					CAREER				
	MIN	GA	SO	GAA	W L OT	MIN	GA	SO	GAA	W L OT	MIN	GA	SO	GAA	W L OT
KEITH KINKAID	60	0	1	0.00	1 0 0	60	0	1	0.00	1 0 0	60	0	1	0.00	1 0 0
CORY SCHNEIDER	65	1	0	0.92	0 0 1	243	10	0	2.47	1 2 1	631	33	0	3.14	4 5 2

YEAR	HOME W-L-O/T	ROAD W-L-O/T	TOTAL W-L-O/T	GF-GA	SF-SA	PIM	PP/PK
1991-92	2-0-0	0-1-0	2-1-0	15-6	109-81	87-96	4-16/2-15
1992-93	1-0-0	1-0-0	2-0-0	11-1	89-59	36-46	4-10/0-5
1993-94	0-1-0	1-0-0	1-1-0	4-5	47-41	21-21	1-3/1-3
1994-95	0-0-0	0-0-0	0-0-0	0-0	0-0	0-0	0-0/0-0
1995-96	0-1-0	0-0-1	0-1-1	4-5	70-42	53-49	1-9/0-11
1996-97	1-0-0	1-0-0	2-0-0	6-2	65-48	12-28	2-9/0-4
1997-98	0-1-0	1-0-0	1-1-0	7-6	45-38	76-84	4-15/3-11
1998-99	0-0-1	0-1-0	0-1-1	4-6	67-47	12-10	2-5/2-6
1999-00	1-0-0	0-1-0	1-1-0	6-5	76-41	44-62	0-7/0-6
2000-01	0-1-0	1-0-0	1-1-0	5-5	44-41	35-24	1-8/2-8
2001-02	1-0-0	0-0-0	1-0-0	6-1	37-25	17-21	2-6/0-4
2002-03	0-0-0	1-0-0	1-0-0	5-4	36-36	17-9	0-1/1-5
2003-04	1-0-0	0-0-0	1-0-0	3-2	32-15	2-6	0-3/0-1
2005-06	0-0-0	0-0-0	0-0-0	0-0	0-0	0-0	0-0/0-0
2006-07	0-0-0	0-1-0	0-1-0	0-2	24-27	4-6	0-3/0-2
2007-08	1-0-0	0-0-0	1-0-0	3-2	20-32	8-2	0-1/1-4
2008-09	1-0-0	0-0-0	1-0-0	6-5	29-32	10-16	3-8/2-5
2009-10	0-0-0	1-0-0	1-0-0	4-3	25-20	2-6	1-3/1-1
2010-11	1-0-0	0-1-0	1-1-0	4-6	52-71	42-30	2-9/1-5
2011-12	0-0-1	0-0-0	0-0-1	3-4	19-41	15-13	1-4/0-5
2012-13	0-0-0	0-0-0	0-0-0	0-0	0-0	0-0	0-0/0-0
2013-14	0-1-0	0-1-0	0-2-0	3-6	42-52	8-10	1-5/0-4
2014-15	0-1-0	1-0-0	1-1-0	7-6	71-68	21-17	1-6/2-8
2015-16	0-0-1	1-0-0	1-0-1	4-2	48-64	10-16	1-7/0-4
<b>TOTALS</b>	<b>10-6-3</b>	<b>9-6-1</b>	<b>19-12-4</b>	<b>110-84</b>	<b>1047-921</b>	<b>532-572</b>	<b>31-138/18-117</b>

# SAN JOSE SHARKS

SAP CENTER AT SAN JOSE • SAN JOSE, CA  
(408) 287-7070 • Fax (408) 999-5797  
sjsharks.com



<b>General Manager</b> .....	Doug Wilson
<b>Assistant General Manager</b> .....	Joe Will
<b>Head Coach</b> .....	Peter DeBoer
<b>Assistant Coaches</b> .....	Bob Boughner, Steve Spott
<b>Assistant/Goaltending Coach</b> .....	Johan Hedberg
<b>Dir. of Player Development</b> .....	Larry Robinson
<b>Development Coach</b> .....	Mike Ricci
<b>Strength &amp; Conditioning Coordinator</b> .....	Mike Potenza
<b>Head Athletic Trainer</b> .....	Ray Tufts
<b>Equipment Manager</b> .....	Mike Aldrich
<b>Vice President, Media Relations/Broadcasting</b> .....	Scott Emmert




**DeBOER**

## 2015-16 LEADERS

<b>Goals</b> .....	Joe Pavelski, 38	<b>PIM</b> .....	M. Brown, T. Wingels, 63
<b>Assists</b> .....	Joe Thornton, 63	<b>GAA</b> .....	Martin Jones, 2.27
<b>Points</b> .....	Joe Thornton, 82	<b>Wins</b> .....	Martin Jones, 37
<b>+/-</b> .....	J. Pavelski, J. Pavelski, +25	<b>ShO</b> .....	Martin Jones, 6

## OTHER INFORMATION

<b>Leading Scorer vs. NJ</b> .....	Patrick Marleau, 10g-9a-19pts
<b>Leading Scorer vs. SJ</b> .....	Patrik Elias, 10g-10a-20pts
<b>Last Trade</b> .....	Devils obtained Jim Fahey, Alexander Korolyuk for Vladimir Malakhov, #1 2007 Draft Pick (later traded to St. Louis-David Perron) (10/01/06)
<b>Stanley Cups</b> .....	None
<b>2016-17 Schedule vs. SJ</b> .....	Feb. 12 @ NJ; Nov. 21 @ SJ



**THORNTON**

## INDIVIDUAL SCORING vs. DEVILS

PLAYER	2015-16								CAREER			
	GP	G	A	PTS	+/-	PIM	S	GP	G	A	PTS	PIM
MIKKEL BOEDKER	2	1	0	1	3-	0	8	6	1	0	1	2
JUSTIN BRAUN	2	0	0	0	0	2	3	6	0	1	1	6
BRENT BURNS	2	0	0	0	2-	2	5	10	1	3	4	10
LOGAN COUTURE	1	0	0	0	1-	2	3	8	2	3	5	6
BRENDEN DILLON	2	0	0	0	0	2	4	6	0	0	0	4
JOONAS DONSKOI	1	0	0	0	1-	0	2	1	0	0	0	0
NIKOLAY GOLDOBIN	1	0	0	0	0	0	1	1	0	0	0	0
BARCLAY GOODROW	1	0	0	0	0	0	1	1	0	0	0	0
TOMAS HERTL	2	0	1	1	0	0	3	5	0	2	2	0
MARTIN JONES	2	0	0	0	-	0	0	3	0	0	0	0
MELKER KARLSSON	1	0	0	0	1-	0	2	2	0	0	0	0
PATRICK MARLEAU	2	1	0	1	0	0	5	24	10	9	19	2
PAUL MARTIN	2	0	0	0	1-	0	4	22	1	3	4	4
MATT NIETO	2	0	0	0	0	0	4	5	2	0	2	0
JOE PAVELSKI	2	0	0	0	1-	2	7	13	5	6	11	2
JOE THORNTON	2	0	0	0	2-	0	4	40	19	27	46	42
CHRIS TIERNEY	2	0	0	0	1-	0	3	3	0	0	0	0
MARC-EDOUARD VLASIC	2	0	0	0	0	2	3	12	0	1	1	4
JOEL WARD	2	0	1	1	0	0	1	22	2	5	7	6
TOMMY WINGELS	1	0	0	0	0	0	2	5	0	0	0	0

Also with career statistics vs. Devils: JOHN MCCARTHY (2-0-0-0-0); FRAZER McLAREN (3-0-0-0-2); MIRCO MUELLER (1-0-0-0-0); DAVID SCHLEMKO (2-0-2-2-0).

## GOALTENDING HISTORY vs. DEVILS

GOALTENDER	2015-16						CAREER							
	MIN	GA	SO	GAA	W	L	OT	MIN	GA	SO	GAA	W	L	OT
MARTIN JONES	124	3	0	1.46	1	1	0	172	6	0	2.09	1	1	0



**ALL-TIME RECORD**

DEVILS	GP	W	L	O/T	OTL	PTS	GF	GA
at New Jersey	61	27	26	7	1	62	191	195
at St. Louis	30	16	11	3	0	35	89	74
	31	11	15	4	1	27	102	121

**2015-16 SUMMARY**

	GP	W	L	OT	PTS	GF	GA	SF	SA	PIM	PP	SHG
NEW JERSEY	2	0	2	0	0	2	7	48	65	36	0-4, 0.0%	0
ST. LOUIS	2	0	2	0	2	2	2	65	48	27	2-8, 25.0%	0

DATE	GAME#	RES	SCORE	LOCATION	GOALTENDERS	W/D GOAL
11/10/15	15	L	0-2	@ DEVILS	SCHNEIDER/Allen	Havlat
01/12/16	44	L	2-5	@ St. Louis	KINKAID/Elliott	Berglund

**INDIVIDUAL SCORING vs. BLUES**

PLAYER	2015-16						WITH DEVILS				CAREER							
	GP	G	A	PTS	+/-	PIM	S	GP	G	A	PTS	PIM	GP	G	A	PTS	PIM	
BEAU BENNETT	1	0	0	0	0	0	2	-	-	-	-	-	4	0	0	0	0	
JOSEPH BLANDISI	1	0	1	1	-	0	3	1	0	1	0	1	0	1	1	1	0	
MICHAEL CAMMALLERI	1	0	0	0	1	-	0	3	1	0	0	0	32	13	10	23	21	
VERNON FIDDLER	5	0	0	0	0	2	2	-	-	-	-	-	53	5	10	15	34	
LUKE GAZDIC	2	0	0	0	0	0	1	-	-	-	-	-	8	0	1	1	24	
BRANDON GORMLEY	1	0	1	1	2	0	0	-	-	-	-	-	2	0	1	1	0	
ANDY GREENE	2	0	0	0	1	0	2	10	0	1	1	0	10	0	1	1	0	
TAYLOR HALL	3	2	0	2	1	-	4	12	-	-	-	-	17	7	7	14	12	
ADAM HENRIQUE	2	0	0	0	3	-	0	1	6	2	0	2	0	2	0	2	0	
JACOB JOSEFSON	1	0	0	0	0	0	4	5	0	0	0	0	5	0	0	0	0	
SERGEY KALININ	2	0	0	0	1	-	2	2	2	0	0	0	2	0	0	0	2	
KEITH KINKAID	1	0	0	0	-	0	0	2	0	0	0	0	2	0	0	0	0	
BEN LOVEJOY	2	1	1	2	0	0	8	-	-	-	-	-	12	1	3	4	0	
JON MERRILL	2	0	0	0	2	-	2	2	2	0	0	0	2	0	0	0	2	
JOHN MOORE	1	0	0	0	2	-	0	2	1	0	0	0	10	0	0	0	0	
KYLE PALMIERI	2	0	0	0	0	2	2	2	2	0	0	0	2	8	1	1	2	8
CORY SCHNEIDER	1	0	0	0	-	0	0	5	0	0	0	0	9	0	0	0	0	
DAMON SEVERSON	2	0	0	0	1	-	2	2	4	0	0	0	2	4	0	0	0	2
DEVANTE SMITH-PELLY	1	0	1	1	1	0	3	-	-	-	-	-	8	2	1	3	2	
TRAVIS ZAJAC	2	0	0	0	1	0	4	10	0	3	3	2	10	0	3	3	2	

Also with career statistics vs. Blues: REID BOUCHER (1-0-1-1-0 with Devils/1-0-1-1-0 career); CARTER CAMPER (- - - -/1-0-0-0-0); ROD PELLEY (2-0-0-0-0/3-0-0-0-0).

**GOALTENDING HISTORY vs. BLUES**

GOALTENDER	2015-16						WITH DEVILS						CAREER								
	MIN	GA	SO	GAA	W	L	OT	MIN	GA	SO	GAA	W	L	OT	MIN	GA	SO	GAA	W	L	OT
KEITH KINKAID	58	4	0	4.13	0	1	0	68	5	0	4.38	0	2	0	68	5	0	4.38	0	2	0
CORY SCHNEIDER	59	2	0	2.04	0	1	0	284	9	0	1.90	1	3	0	529	17	0	1.93	3	4	1

YEAR	HOME		ROAD		TOTAL		GF-GA	SF-SA	PIM	PP/PK
	W-L-O/T	W-L-O/T	W-L-O/T	W-L-O/T						
1982-83	0-0-1	0-2-0	0-2-1	0-2-1	6-15	63-96	60-62	0-11/3-10		
1983-84	0-2-0	0-1-0	0-3-0	0-3-0	12-15	82-82	63-49	4-12/3-14		
1984-85	0-0-1	0-2-0	0-2-1	0-2-1	11-20	91-96	38-51	1-15/4-10		
1985-86	1-1-0	0-1-0	1-2-0	1-2-0	6-7	103-86	24-34	2-15/1-10		
1986-87	0-1-0	2-0-0	2-1-0	13-11	74-109	60-53	1-8/2-10			
1987-88	2-0-0	1-0-0	3-0-0	17-7	80-61	48-50	3-12/2-16			
1988-89	1-0-0	1-1-0	2-1-0	10-11	73-83	51-39	3-10/4-18			
1989-90	2-0-0	0-1-0	2-1-0	5-10	81-78	71-70	1-11/2-11			
1990-91	0-1-0	1-1-0	1-2-0	11-11	99-86	76-70	5-11/1-13			
1991-92	2-0-0	0-1-0	2-1-0	12-9	110-73	95-104	2-14/2-21			
1992-93	1-0-0	0-0-1	1-0-1	6-5	73-63	40-38	1-11/3-12			
1993-94	1-0-0	0-0-1	1-0-1	11-7	76-62	44-38	2-6/4-9			
1994-95	0-0-0	0-0-0	0-0-0	0-0	0-0	0-0	0-0/0-0			
1995-96	1-0-0	0-0-1	1-0-1	8-6	52-64	26-26	1-6/2-6			
1996-97	0-1-0	1-0-0	1-1-0	5-5	53-53	6-10	0-4/0-2			
1997-98	0-1-0	0-0-1	0-1-1	5-7	46-51	37-39	1-8/2-7			
1998-99	1-0-0	1-0-0	2-0-0	6-2	47-61	16-20	2-7/1-5			
1999-00	1-0-0	0-1-0	1-1-0	3-4	50-54	18-20	0-9/1-8			
2000-01	0-0-0	0-1-0	0-1-0	3-4	31-25	10-4	1-1/1-4			
2001-02	1-0-0	0-0-0	1-0-0	2-1	24-28	4-6	0-3/0-2			
2002-03	1-0-0	1-0-0	2-0-0	7-4	61-46	6-10	0-5/0-3			
2003-04	0-0-0	1-0-0	1-0-0	4-1	25-31	14-18	0-4/0-2			
2005-06	0-0-0	1-0-0	1-0-0	5-3	20-29	14-24	1-2/1-2			
2006-07	0-1-0	0-0-0	0-1-0	2-3	26-23	9-11	0-3/0-2			
2007-08	0-0-0	0-0-0	0-0-0	0-0	0-0	0-0	0-0/0-0			
2008-09	0-0-0	1-0-0	1-0-0	4-3	26-31	2-6	0-3/0-1			
2009-10	0-1-0	0-0-0	0-1-0	0-1	29-20	11-13	0-3/0-2			
2010-11	0-0-0	0-1-0	0-1-0	2-3	37-27	8-6	0-3/1-4			
2011-12	0-0-1	0-0-0	0-0-1	3-4	27-26	15-6	1-3/0-1			
2012-13	0-0-0	0-0-0	0-0-0	0-0	0-0	0-0	0-0/0-0			
2013-14	1-0-0	0-1-0	1-1-0	7-4	46-52	31-43	3-8/1-7			
2014-15	0-1-0	0-1-0	0-2-0	3-5	53-52	12-12	0-6/3-6			
2015-16	0-1-0	0-1-0	0-2-0	2-7	48-65	36-27	0-4/2-8			
<b>TOTALS</b>	<b>16-11-3</b>	<b>11-16-4</b>	<b>27-27-7</b>	<b>191-195</b>	<b>1706-1713</b>	<b>945-959</b>	<b>35-218/46-226</b>			

# ST. LOUIS BLUES

SCOTTRADE CENTER • ST. LOUIS, MO

(314) 622-2500 • Fax (314) 622-2582

stlouisblues.com



BLUES VS. DEVILS


**President of Hockey Operations, GM & Alt. Governor** ..... Doug Armstrong  
**Executive Vice Presidents** ..... Bruce Affleck, Brett Hull  
**Vice President, Hockey Operations** ..... Dave Taylor  
**Senior Advisor to the General Manager** ..... Al MacInnis  
**Assistant General Manager** ..... Martin Brodeur  
**Head Coach** ..... Ken Hitchcock  
**Associate Coach** ..... Mike Yeo  
**Assistant Coaches** ..... Ray Bennett, Rick Wilson  
**Goaltending Coach** ..... Jim Corsi  
**Strength & Conditioning Coach** ..... Eric Renaghan  
**Head Medical Trainer** ..... Ray Barile  
**Equipment Manager** ..... Bert Godin  
**Senior Vice President, Marketing & Public Relations** ..... Mike Caruso  
**Senior Director of Media Relations and Team Services** ..... Rich Jankowski



HITCHCOCK

## 2015-16 LEADERS

**Goals** ..... Vladimir Tarasenko, 40      **PIM** ..... David Backes, 83  
**Assists** ..... Paul Stastny, 39      **GAA** ..... Brian Elliott, 2.07  
**Points** ..... Vladimir Tarasenko, 74      **Wins** ..... Jake Allen, 26  
**+/-** ..... Colton Parayko, +28      **ShO** ..... Jake Allen, 6



TARASENKO

## OTHER INFORMATION

**Leading Scorer vs. NJ** ..... Brett Hull, 15g-10a-25pts  
**Leading Scorer vs. StL.** ..... John MacLean, 13g-9a-22pts  
**Last Trade** ..... Devils obtained Matt D'Agostini, conditional #7 2015 Draft Pick (later transferred to Florida-Ryan Bednard) for conditional #5 2015 Draft Pick (Niko Mikkola) (03/22/13)  
**Stanley Cups** ..... None  
**2016-17 Schedule vs. StL.** ..... Dec. 9 @ NJ; Dec. 15 @ StL.

## INDIVIDUAL SCORING vs. DEVILS

PLAYER	GP	2015-16					CAREER						
		G	A	PTS	+/-	PIM	S	GP	G	A	PTS	PIM	
JAKE ALLEN	1	0	0	0	0	-	2	0	3	0	0	0	2
PATRIK BERGLUND	1	2	0	2	0	2	3	9	3	2	5	4	
ROBERT BORTUZZO	1	0	0	0	0	0	4	10	1	0	1	21	
JAY BOUWMEESTER	1	0	0	0	0	0	1	31	4	5	9	8	
KYLE BRODZIAK	2	0	0	0	2	12	0	11	2	1	3	14	
CHRIS BUTLER	1	0	0	0	1	0	3	11	0	2	2	2	
JOEL EDMUNDSON	2	0	0	0	0	0	2	2	0	0	0	0	
ROBBY FABBRI	2	0	1	1	1	0	5	2	0	1	1	0	
LANDON FERRARO	3	0	0	0	1	4	4	3	0	0	0	4	
CARL GUNNARSSON	1	0	0	0	2	0	1	19	1	2	3	0	
DMITRIJ JASKIN	2	0	1	1	1	4	0	4	0	1	1	4	
JORI LEHTERA	2	0	1	1	2	0	1	4	0	4	4	4	
MAGNUS PAAJARVI	1	1	0	1	1	0	1	5	1	1	2	0	
COLTON PARAYKO	2	0	1	1	3	2	6	2	0	1	1	2	
DAVID PERRON	2	0	0	0	1	0	1	10	2	2	4	8	
ALEX PIETRANGELO	2	0	2	2	0	0	6	8	1	3	4	2	
TY RATTIE	1	1	0	1	1	0	1	1	1	0	1	0	
RYAN REAVES	1	0	0	0	0	5	0	5	0	0	0	5	
KEVIN SHATTENKIRK	2	0	1	1	0	0	4	7	0	2	2	2	
ALEX STEEN	2	0	2	2	2	2	4	20	7	4	11	10	
VLADIMIR TARASENKO	2	0	0	0	1	0	9	5	2	1	3	0	
SCOTTIE UPSHALL	2	1	0	1	1	0	3	30	7	9	16	20	

Also with career statistics vs. Devils: JORDAN CARON (9-1-2-3-7); PETER HARROLD (5-0-0-0-2); JADEN SCHWARTZ (4-1-4-5-0); PAUL STASTNY (7-1-4-5-2); JEREMY WELSH (1-0-0-0-2).

## GOALTENDING HISTORY vs. DEVILS

GOALTENDER	MIN	2015-16					CAREER							
		GA	SO	GAA	W	L	OT	MIN	GA	SO	GAA	W	L	OT
JAKE ALLEN	60	0	1	0.00	1	0	0	180	3	2	1.00	3	0	0
CARTER HUTTON	-	-	-	-	-	-	-	178	9	0	3.03	1	2	0



### ALL-TIME RECORD

	GP	W	L	O/T	OTL	PTS	GF	GA
<b>DEVILS</b>	91	54	24	11	2	121	292	211
at New Jersey	47	31	12	3	1	66	161	106
at Tampa Bay	44	23	12	8	1	55	131	105

### 2015-16 SUMMARY

	GP	W	L	OT	PTS	GF	GA	SF	SA	PIM	PP	SHG
NEW JERSEY	3	0	3	0	0	3	11	69	94	53	1-8, 12.5%	0
TAMPA BAY	3	3	0	0	6	11	3	94	69	29	1-15, 6.7%	0

DATE	GAME#	RES	SCORE	LOCATION	GOALTENDERS	W/D GOAL
02/26/16	63	L	0-4	@ DEVILS	SCHNEIDER/Bishop	Killorn
04/02/16	79	L	1-3	@ Tampa Bay	SCHNEIDER/Bishop	Boyle
04/07/16	81	L	2-4	@ DEVILS	KINKAID/Bishop	Drouin

### INDIVIDUAL SCORING vs. LIGHTNING

PLAYER	2015-16							WITH DEVILS							CAREER						
	GP	G	A	PTS	+/-	PIM	S	GP	G	A	PTS	PIM	GP	G	A	PTS	PIM				
JOSEPH BLANDISI	3	0	0	0	4	10	0	3	0	0	0	10	3	0	0	0	10				
REID BOUCHER	3	0	0	0	6	0	7	4	0	0	0	0	4	0	0	0	0				
VERNON FIDLER	2	0	0	0	1	0	2	-	-	-	-	-	14	5	3	8	6				
ANDY GREENE	3	0	0	0	4	0	1	29	2	8	10	8	29	2	8	10	8				
TAYLOR HALL	2	0	1	1	5	0	6	-	-	-	-	-	7	4	4	8	2				
ADAM HENRIQUE	3	1	0	1	4	0	4	16	6	8	14	4	16	6	8	14	4				
JACOB JOSEFSON	2	0	0	0	3	0	5	10	1	0	1	0	10	1	0	1	0				
SERGEY KALININ	3	2	0	2	1	2	4	3	2	0	2	4	3	2	0	2	4				
KEITH KINKAID	1	0	0	0	-	0	0	4	0	0	0	0	4	0	0	0	0				
BEN LOVEJOY	3	0	0	0	0	0	2	-	-	-	-	-	10	0	2	2	16				
JON MERRILL	1	0	0	0	1	0	1	5	0	0	0	0	5	0	0	0	0				
JOHN MOORE	3	0	1	1	2	2	6	3	0	1	1	2	11	0	1	1	2				
VOJTECH MOZIK	2	0	0	0	1	0	0	2	0	0	0	0	2	0	0	0	0				
KYLE PALMIERI	3	0	0	0	3	0	7	3	0	0	0	0	8	1	1	2	2				
BLAKE PIETILA	1	0	0	0	0	0	0	1	0	0	0	0	1	0	0	0	0				
CORY SCHNEIDER	2	0	0	0	-	0	0	3	0	0	0	0	5	0	0	0	0				
DAMON SEVERSON	3	0	1	1	2	0	4	5	0	1	1	8	5	0	1	1	8				
DEVANTE SMITH-PELLY	3	1	0	1	2	4	5	2	0	0	0	2	9	1	0	1	8				
TRAVIS ZAJAC	3	0	0	0	4	0	1	33	5	13	18	6	33	5	13	18	6				

Also with career statistics vs. Lightning: BEAU BENNETT (- - - - - with Devils/4-1-1-2-2 career); MICHAEL CAMMALLERI (2-1-1-2-0/15-4-6-10-10); LUKE GAZDIC (- - - - -/2-1-0-0-1-0); BRANDON GORMLEY (- - - - -/2-0-0-0-0-0); SETH HELGESON (2-0-0-0-2/2-0-0-0-2); ROD PELLEY (12-0-1-1-4/13-0-1-1-4).

### GOALTENDING HISTORY vs. LIGHTNING

GOALTENDER	2015-16					WITH DEVILS					CAREER				
	MIN	GA	SO	GAA	W L OT	MIN	GA	SO	GAA	W L OT	MIN	GA	SO	GAA	W L OT
KEITH KINKAID	60	3	0	3.02	0 1 0	212	10	0	2.84	1 1 1	212	10	0	2.84	1 1 1
CORY SCHNEIDER	119	6	0	3.02	0 2 0	179	7	0	2.35	1 2 0	305	16	0	3.15	2 2 1

YEAR	HOME		ROAD		TOTAL		GF-GA	SF-SA	PIM	PP/PK
	W-L-O/T	W-L-O/T	W-L-O/T	W-L-O/T						
1992-93	1-0-0	1-0-0	2-0-0	2-0-0	11-3	51-54	36-30	0-7/1-9		
1993-94	3-0-0	1-0-1	4-0-1	17-13	177-145	74-58	3-13/5-23			
1994-95	0-1-1	1-1-0	1-2-1	7-8	112-108	41-51	1-18/2-13			
1995-96	2-0-0	1-1-1	3-1-1	19-10	154-157	71-71	6-23/2-18			
1996-97	3-0-0	1-1-1	4-1-1	18-10	172-177	65-99	4-23/2-17			
1997-98	3-0-0	2-0-0	5-0-0	21-7	157-110	103-141	7-24/0-21			
1998-99	2-0-0	1-1-0	3-1-0	14-7	133-100	43-55	6-16/1-9			
1999-00	1-1-0	2-0-0	3-1-0	12-9	132-89	82-62	4-14/2-20			
2000-01	2-0-0	2-0-0	4-0-0	25-4	135-85	54-70	9-19/1-16			
2001-02	0-1-1	0-2-0	0-3-1	7-11	144-67	70-62	2-11/3-18			
2002-03	1-1-0	0-0-2	1-1-2	11-9	125-103	97-71	3-9/3-13			
2003-04	0-2-0	0-2-0	0-4-0	6-12	101-99	31-37	1-12/1-9			
2005-06	1-1-0	1-0-1	2-1-1	18-13	99-133	57-61	4-22/4-17			
2006-07	0-1-1	1-1-0	1-2-1	6-10	110-115	26-30	3-15/2-13			
2007-08	2-0-0	1-1-0	3-1-0	12-7	111-104	58-86	3-18/3-13			
2008-09	2-0-0	2-0-0	4-0-0	19-12	162-119	38-34	4-11/3-13			
2009-10	1-1-0	2-0-0	3-1-0	11-10	126-101	62-58	3-14/4-16			
2010-11	2-0-0	1-1-0	3-1-0	14-8	98-114	27-21	1-8/3-11			
2011-12	1-1-0	2-0-0	3-1-0	18-14	106-95	49-53	5-19/2-17			
2012-13	1-1-0	0-0-1	1-1-1	10-12	79-69	37-41	4-11/0-9			
2013-14	2-0-0	0-1-0	2-1-0	5-4	64-82	22-18	0-6/1-8			
2014-15	1-0-0	1-0-1	2-0-1	8-7	67-86	36-22	3-10/3-17			
2015-16	0-2-0	0-1-0	0-3-0	3-11	69-94	53-29	1-8/1-15			
<b>TOTALS</b>	<b>31-13-3</b>	<b>23-13-8</b>	<b>54-26-11</b>	<b>292-211</b>	<b>2684-2406</b>	<b>1232-1260</b>	<b>77-331/49-335</b>			

# TAMPA BAY LIGHTNING

AMALIE ARENA • TAMPA, FL  
(813) 301-6500 • Fax (813) 301-1480  
tampabaylightning.com



LIGHTNING VS. DEVILS

**Vice President, General Manager & Alternate Governor** ..... Steve Yzerman  
**Assistant General Manager** ..... Julien BriseBois  
**Assistant General Manager/Director of Player Personnel** ..... Pat Verbeek  
**Senior Advisor to the General Manager** ..... Tom Kurvers  
**Head Coach** ..... Jon Cooper  
**Associate Coach** ..... Rick Bowness  
**Assistant Coach** ..... Todd Richards, Brad Lauer  
**Goaltending Coach** ..... Frantz Jean  
**Strength & Conditioning Coach** ..... Mark Lambert  
**Head Athletic Trainer** ..... Tom Mulligan  
**Equipment Manager** ..... Ray Thill  
**Executive Vice President of Communications** ..... Bill Wickett  
**Public Relations Director** ..... Brian Breseman



**COOPER**

## 2015-16 LEADERS

**Goals** ..... Steven Stamkos, 36      **PIM** ..... J.T. Brown, 59  
**Assists** ..... Victor Hedman, 37      **GAA** ..... Ben Bishop, 2.06  
**Points** ..... Nikita Kucherov, 66      **Wins** ..... Ben Bishop, 35  
**+/-** ..... Victor Hedman, +21      **ShO** ..... Ben Bishop, 6



**STAMKOS**

## OTHER INFORMATION

**Leading Scorer vs. NJ** ..... Vincent Lecavalier, 16g-28a-44pts  
**Leading Scorer vs. TB** ..... Patrik Elias 19g-33a-52pts  
**Last Trade** ..... Devils obtained Andrei Zyuzin for  
 Josef Boumedienne, Sascha Goc, rights to Anton But (11/09/01)  
**Stanley Cups** ..... 1 (2003-04)  
**2016-17 Schedule vs. TB** ..... Oct. 29 @ NJ; Oct. 15, Nov. 9 @ TB

## INDIVIDUAL SCORING vs. DEVILS

PLAYER	GP	2015-16					PIM	S	GP	CAREER			
		G	A	PTS	+/-	GP				G	A	PTS	PIM
BEN BISHOP	3	0	0	0	-	0	0	9	0	0	0	2	
BRIAN BOYLE	3	1	1	2	1-	2	5	32	5	4	9	19	
J.T. BROWN	3	0	0	0	1	0	6	8	0	1	1	2	
RYAN CALLAHAN	2	0	2	2	2	0	3	37	10	18	28	25	
BRAYDON COBURN	3	0	0	0	0	4	3	52	0	6	6	48	
ERIK CONDRA	2	1	0	1	1-	0	3	16	4	4	8	2	
JONATHAN DROUIN	1	1	0	1	1	0	4	3	1	1	2	0	
VALTTERI FILPPULA	3	1	1	2	2	0	5	14	2	4	6	2	
JASON GARRISON	2	0	0	0	0	2	4	17	0	5	5	8	
VICTOR HEDMAN	2	1	1	2	3	0	6	21	1	8	9	12	
TYLER JOHNSON	3	0	1	1	4	0	4	9	2	3	5	0	
ALEX KILLORN	3	1	0	1	3	0	7	10	4	2	6	2	
NIKITA KUCHEROV	3	1	3	4	5	0	11	7	2	6	8	0	
VLADISLAV NAMESTNIKOV	3	0	1	1	1	4	5	5	0	1	1	4	
NIKITA NESTEROV	3	0	1	1	0	0	4	4	1	1	2	2	
ONDREJ PALAT	3	1	2	3	3	0	6	11	1	7	8	0	
CEDRIC PAQUETTE	3	1	1	2	3	0	1	5	1	1	2	0	
STEVEN STAMKOS	1	1	1	2	2	2	4	25	15	11	26	20	
ANTON STRALMAN	1	0	1	1	1	0	1	22	1	4	5	8	
ANDREJ SUSTR	3	0	2	2	4	4	4	8	0	2	2	6	
MATT TAORMINA	1	0	0	0	0	0	0	2	0	0	0	0	

Also with career statistics vs. Devils: CORY CONACHER (7-0-2-2-0); MIKE HALMO (3-0-0-0-4); TYE MCGINN (6-0-0-0-0); JEREMY MORIN (1-0-0-0-2); JAMES WISNIEWSKI (10-1-5-6-10); LUKE WITKOWSKI (1-0-0-0-0).

## GOALTENDING HISTORY vs. DEVILS

GOALTENDER	MIN	2015-16					MIN	GA	CAREER					
		GA	SO	GAA	W	L			OT	SO	GAA	W	L	OT
BEN BISHOP	179	3	1	1.00	3	0	0	549	12	2	1.31	7	2	0



**ALL-TIME RECORD**

DEVILS	GP	W	L	O/T	OTL	PTS	GF	GA
at New Jersey	103	43	39	20	1	107	308	307
at Toronto	50	25	14	10	1	61	170	146
	53	18	25	10	0	46	138	161

**2015-16 SUMMARY**

NEW JERSEY	GP	W	L	OT	PTS	GF	GA	SF	SA	PIM	PP	SHG
TORONTO	3	1	0	2	4	9	7	97	96	34	3-17, 17.5%	0
	3	2	1	0	4	7	9	96	97	24	1-12, 8.3%	0

DATE	GAME#	RES	SCORE	LOCATION	GOALTENDERS	W/D GOAL
12/08/15	28	Ls	2-3	@ Toronto	SCHNEIDER/Sparks	Kadri
02/04/16	52	Ls	2-3	@ Toronto	KINKAID/Reimer	Parenteau
04/09/16	82	W	5-1	@ DEVILS	SCHNEIDER/Sparks	HENRIQUE

**INDIVIDUAL SCORING vs. MAPLE LEAFS**

PLAYER	2015-16							WITH DEVILS				CAREER					
	GP	G	A	PTS	+/-	PIM	S	GP	G	A	PTS	PIM	GP	G	A	PTS	PIM
BEAU BENNETT	1	0	1	0	0	0	0	-	-	-	-	-	4	0	2	2	2
JOSEPH BLANDISI	1	0	1	1	1	0	2	1	0	1	0	0	1	0	1	1	0
REID BOUCHER	1	0	0	0	0	0	2	2	0	0	0	2	2	0	0	0	2
MICHAEL CAMMALLERI	1	0	0	0	0	2	5	4	1	0	1	2	21	5	6	11	14
VERNON FIDDLER	2	1	0	1	-1	0	4	-	-	-	-	-	11	3	0	3	6
BRANDON GORMLEY	1	0	0	0	0	2	0	-	-	-	-	-	2	0	0	0	4
ANDY GREENE	3	0	0	0	-1	0	2	31	0	10	10	4	31	0	10	10	4
TAYLOR HALL	2	0	0	0	-2	0	11	-	-	-	-	-	7	3	4	7	2
SETH HELGESON	1	0	0	0	0	0	0	2	0	0	0	0	2	0	0	0	0
ADAM HENRIQUE	3	2	0	2	2	4	6	16	5	5	10	6	16	5	5	10	6
JACOB JOSEFSON	3	1	1	2	2	2	6	9	2	2	4	4	9	2	2	4	4
SERGEY KALININ	3	0	0	0	0	0	3	3	0	0	0	0	3	0	0	0	0
KEITH KINKAID	1	0	0	0	-	0	0	1	0	0	0	0	1	0	0	0	0
BEN LOVEJOY	3	0	0	0	0	0	6	-	-	-	-	-	13	0	6	6	13
JON MERRILL	1	0	0	0	0	0	2	5	1	4	5	4	5	1	4	5	4
JOHN MOORE	3	0	2	2	3	0	10	3	0	2	2	0	11	0	4	4	2
KYLE PALMIERI	3	2	1	3	1	0	11	3	2	1	3	0	7	3	2	5	0
STEVEN SANTINI	1	0	0	0	2	2	1	1	0	0	0	2	1	0	0	0	2
CORY SCHNEIDER	2	0	0	0	-	0	0	8	0	0	0	0	8	0	0	0	0
DAMON SEVERSON	2	0	0	0	1	2	3	3	0	0	0	2	3	0	0	0	2
DEVANTE SMITH-PELLY	5	2	0	2	0	6	6	1	1	0	1	2	10	2	1	3	6
MILES WOOD	1	0	0	0	0	0	3	1	0	0	0	0	1	0	0	0	0
PAVEL ZACHA	1	0	2	2	4	0	3	1	0	2	2	0	1	0	2	2	0
TRAVIS ZAJAC	2	0	1	1	-2	2	1	30	4	5	9	12	30	4	5	9	12

Also with career statistics vs. Maple Leafs: LUKE GAZDIC (- - - - with Devils/3-1-0-1-10 career); ROD PELLEY (9-1-2-3-0/9-1-2-3-0).

**GOALTENDING HISTORY vs. MAPLE LEAFS**

GOALTENDER	2015-16					WITH DEVILS					CAREER				
	MIN	GA	SO	GAA	W L OT	MIN	GA	SO	GAA	W L OT	MIN	GA	SO	GAA	W L OT
KEITH KINKAID	65	2	0	1.85	0 0 1	65	2	0	1.85	0 0 1	65	2	0	1.85	0 0 1
CORY SCHNEIDER	125	3	0	1.44	1 0 1	499	11	0	1.32	5 0 3	499	11	0	1.32	5 0 3

YEAR	HOME		ROAD		TOTAL		GF-GA	SF-SA	PIM	PP/PK
	W-L-O/T	W-L-O/T	W-L-O/T	W-L-O/T						
1982-83	1-0-1	0-0-1	1-0-2	16-12	79-86	52-72	6-17/5-15			
1983-84	0-1-0	0-2-0	0-3-0	6-14	98-96	73-73	2-18/2-18			
1984-85	2-0-0	1-0-0	3-0-0	14-5	108-77	52-67	2-18/2-16			
1985-86	0-1-0	1-1-0	1-2-0	17-20	95-98	36-46	5-16/4-13			
1986-87	1-1-0	0-1-0	1-2-0	7-12	83-96	36-57	2-17/1-10			
1987-88	1-0-0	1-1-0	2-1-0	16-10	97-90	64-75	6-20/2-14			
1988-89	2-0-0	0-1-0	2-1-0	17-9	106-69	60-88	9-26/4-18			
1989-90	0-1-0	1-1-0	1-2-0	10-14	97-89	166-169	3-24/2-11			
1990-91	2-0-0	0-1-0	2-1-0	10-11	113-62	76-69	2-11/3-12			
1991-92	0-1-0	0-1-1	0-2-1	12-15	104-103	49-45	2-9/2-11			
1992-93	1-0-0	0-1-0	1-1-0	8-4	51-66	34-24	1-6/0-11			
1993-94	1-0-0	0-1-0	1-1-0	4-4	70-53	54-60	3-8/0-10			
1994-95	0-0-0	0-0-0	0-0-0	0-0	0-0	0-0	0-0/0-0			
1995-96	0-1-0	0-0-1	0-1-1	3-4	52-67	42-28	0-6/0-8			
1996-97	0-0-1	1-0-0	1-0-1	8-5	75-52	19-23	1-7/0-5			
1997-98	1-0-0	1-0-0	2-0-0	7-2	64-56	25-23	0-3/0-4			
1998-99	0-1-1	1-1-0	1-2-1	11-11	122-104	120-73	2-12/1-13			
1999-00	0-1-1	0-2-0	0-3-1	8-15	122-101	52-42	3-15/2-20			
2000-01	0-0-1	1-1-0	1-1-1	9-9	88-89	50-52	1-10/2-14			
2001-02	2-0-0	1-0-1	3-0-1	11-6	120-94	143-108	3-17/2-18			
2002-03	1-1-0	0-2-0	1-3-0	5-6	153-74	22-34	2-17/2-11			
2003-04	0-0-2	1-1-0	1-1-2	4-6	105-94	39-37	0-12/3-13			
2005-06	0-2-0	0-2-0	0-4-0	9-16	136-98	42-72	4-23/4-14			
2006-07	1-0-1	1-1-0	2-1-1	13-13	99-117	30-48	4-19/3-10			
2007-08	2-0-0	2-0-0	4-0-0	12-6	109-149	34-34	2-15/2-15			
2008-09	0-1-1	1-0-1	1-1-2	11-15	158-125	39-47	3-16/4-12			
2009-10	2-0-0	0-0-1	2-1-1	10-12	114-101	41-37	2-11/3-13			
2010-11	1-1-0	1-1-0	2-2-0	8-10	132-105	42-44	2-16/3-14			
2011-12	0-1-1	2-0-0	2-1-1	13-14	126-103	27-37	4-11/0-6			
2012-13	0-1-0	0-2-0	0-3-0	3-8	90-54	28-30	0-13/2-12			
2013-14	1-0-0	0-0-2	1-0-2	6-7	97-76	28-18	2-9/3-14			
2014-15	2-0-0	1-0-0	3-0-0	11-5	66-96	22-18	2-7/2-9			
2015-16	1-0-0	0-0-2	1-0-2	9-7	97-96	24-34	3-17/1-12			
<b>TOTALS</b>	<b>25-15-10</b>	<b>18-25-10</b>	<b>43-40-20</b>	<b>308-307</b>	<b>2926-2836</b>	<b>1621-1684</b>	<b>83-446/66-396</b>			




# TORONTO MAPLE LEAFS

AIR CANADA CENTRE • TORONTO, ONT.  
 (416) 815-5700 • Fax (416) 359-9331  
 mapleleafs.com



MAPLE LEAFS VS. DEVILS

**President & Alternate Governor** .....Brendan Shanahan  
**General Manager** ..... Lou Lamoriello  
**Assistant General Managers** ..... Kyle Dubas, Mark Hunter  
**Senior Advisor** .....Cliff Fletcher  
**Head Coach**..... Mike Babcock  
**Assistant Coaches**.....Jim Hiller, D.J. Smith, Andrew Brewer  
**Goaltending Coach**.....Steve Briere  
**Head Strength & Conditioning Coach**..... Matthew J. Herring  
**Head Athletic Therapist** .....Paul Ayotte  
**Equipment Manager** ..... Brian Papineau  
**Director, Media Relations** ..... Steve Keogh




**BABCOCK**

## 2015-16 LEADERS

**Goals** ..... James van Riemsdyk, 27  
**Assists** ..... Phil Kessel, 36  
**Points** ..... Phil Kessel, 61  
**+/-** ..... P. Holland, L. Komarov, 0

**PIM** ..... Dion Phaneuf, 108  
**GAA** ..... Jonathan Bernier, 2.87  
**Wins** ..... Jonathan Bernier, 21  
**ShO** ..... Jonathan Bernier, 2



**van RIEMSDYK**

## OTHER INFORMATION

**Leading Scorer vs. NJ** ..... Tomas Kaberle, 5g-25a-30pts  
**Leading Scorer vs. Tor.** ..... Patrik Elias, 17g-22a-39pts  
**Last Trade** ..... Devils obtained Martin Skoula for  
 #5 2010 Draft Pick (Sam Carrick) (03/03/10)  
**Stanley Cups** ..... 13 (last time 1966-67)  
**2016-17 Schedule vs. Tor.** ..... Nov. 23, Jan. 6 @ NJ; Mar. 23 @ Tor.

## INDIVIDUAL SCORING vs. DEVILS

PLAYER	GP	2015-16						CAREER				
		G	A	PTS	+/-	PIM	S	G	A	PTS	PIM	
FREDERIK ANDERSEN	2	0	0	0	-	0	0	2	0	0	0	0
TYLER BOZAK	3	1	2	3	2	0	5	23	7	7	14	4
ANDREW CAMPBELL	1	0	1	1	1	0	0	3	0	1	1	0
FRANK CORRADO	2	0	0	0	2-	2	2	2	0	0	0	2
JARED COWEN	2	0	1	1	1	0	2	10	0	2	2	4
JHONAS ENROTH	1	0	0	0	-	0	0	6	0	0	0	0
BYRON FROESE	3	0	0	0	1-	2	1	3	0	0	0	2
JAKE GARDINER	3	0	0	0	0	0	4	15	0	5	5	2
FREDERIK GAUTHIER	1	0	0	0	0	0	0	1	0	0	0	0
COLIN GREENING	1	0	0	0	2-	4	0	14	2	4	6	6
PETER HOLLAND	2	0	1	1	1	0	6	5	0	1	1	4
MATT HUNWICK	2	0	0	0	0	2	3	16	0	1	1	4
NAZEM KADRI	2	0	0	0	1-	2	7	15	3	3	6	10
LEO KOMAROV	3	0	0	0	2-	2	5	8	1	1	2	2
BROOKS LAICH	4	0	3	3	1	4	4	39	8	12	20	16
TOBIAS LINDBERG	1	0	0	0	1-	0	1	1	0	0	0	0
JOFFREY LUPUL	1	0	0	0	2	0	2	26	7	8	15	10
MARTIN MARINCIN	2	0	0	0	2-	0	1	5	0	0	0	0
MATT MARTIN	4	1	2	3	3	2	4	27	2	3	5	26
MILAN MICHALEK	2	0	0	0	1-	0	7	21	8	3	11	4
WILLIAM NYLANDER	1	0	0	0	2-	2	1	1	0	0	0	2
ROMAN POLAK	3	0	1	1	1-	4	8	10	0	3	3	13
MORGAN RIELLY	3	0	0	0	0	6	9	9	0	1	1	6
GARRET SPARKS	2	0	0	0	-	0	0	2	0	0	0	0
JAMES van RIEMSDYK	1	1	0	1	1	0	6	22	9	6	15	6

Also with career statistics vs. Devils: ANDREW CAMPBELL (2-0-0-0-0); CONNOR CARRICK (2-0-0-0-4); MARC-ANDRE CLICHE (4-0-0-0-4); RICH CLUNE (2-0-0-0-2); NATHAN HORTON (34-8-7-15-33); JUSTIN JOHNSON (1-0-0-0-0); STEPHANE ROBIDAS (21-2-5-7-6).

## GOALTENDING HISTORY vs. DEVILS

GOALTENDER	MIN	2015-16					CAREER							
		GA	SO	GAA	W	L	OT	MIN	GA	SO	GAA	W	L	OT
FREDERIK ANDERSEN	120	2	0	1.00	2	0	0	120	2	0	1.00	2	0	0
JHONAS ENROTH	59	1	0	1.02	0	1	0	357	16	0	2.69	1	3	1
GARRET SPARKS	125	6	0	2.89	1	1	0	125	6	0	2.89	1	1	0



### ALL-TIME RECORD

DEVILS	GP	W	L	O/T	OTL	PTS	GF	GA
at New Jersey	60	22	30	6	2	52	167	189
at Vancouver	31	15	11	3	2	35	97	84
	29	7	19	3	0	17	70	105

### 2015-16 SUMMARY

	GP	W	L	OT	PTS	GF	GA	SF	SA	PIM	PP	SHG
NEW JERSEY	2	2	0	0	4	7	5	50	69	65	2-10, 20.0%	1
VANCOUVER	2	0	1	1	1	5	7	69	50	44	1-14, 7.1%	1

DATE	GAME#	RES	SCORE	LOCATION	GOALTENDERS	W/D GOAL
11/08/15	14	Wo	4-3	@ DEVILS	KINKAID/Miller	PALMIERI
11/22/15	20	Wo	3-2	@ Vancouver	SCHNEIDER/Markstrom	HENRIQUE

### INDIVIDUAL SCORING vs. CANUCKS

PLAYER	2015-16						WITH DEVILS				CAREER						
	GP	G	A	PTS	+/-	PIM	S	GP	G	A	PTS	PIM	GP	G	A	PTS	PIM
BEAU BENNETT	2	0	0	0	0	0	1	-	-	-	-	-	2	0	0	0	0
MICHAEL CAMMALLERI	2	2	3	5	1	2	4	4	4	3	7	2	37	17	15	32	16
VERNON FIDDLER	3	0	0	0	0	0	4	-	-	-	-	-	34	3	5	8	26
LUKE GAZDIC	2	0	0	0	1	-	0	1	-	-	-	-	7	0	0	0	5
ANDY GREENE	2	1	0	1	3	2	2	10	1	1	2	4	10	1	1	2	4
TAYLOR HALL	5	1	3	4	1	4	19	-	-	-	-	-	29	7	19	26	22
ADAM HENRIQUE	2	2	1	3	1	0	9	7	2	2	4	0	7	2	2	4	0
JACOB JOSEFSON	2	0	0	0	2	-	8	5	0	0	0	10	5	0	0	0	10
SERGEY KALININ	2	1	0	1	0	0	4	2	1	0	1	4	2	1	0	1	4
KEITH KINKAID	1	0	0	0	-	0	0	1	0	0	0	0	1	0	0	0	0
BEN LOVEJOY	2	0	1	1	2	0	3	-	-	-	-	-	12	0	4	4	6
JON MERRILL	2	0	0	0	1	-	0	3	0	0	0	0	3	0	0	0	0
JOHN MOORE	2	0	0	0	1	-	4	2	0	0	0	4	11	0	0	0	4
KYLE PALMIERI	2	1	2	3	2	2	9	2	1	2	3	2	13	4	4	8	7
CORY SCHNEIDER	1	0	0	0	-	0	0	5	0	1	1	0	5	0	1	1	0
DAMON SEVERSON	2	0	0	0	1	-	4	3	0	0	0	4	3	0	0	0	4
DEVANTE SMITH-PELLY	2	0	1	1	1	0	2	-	-	-	-	-	11	1	4	5	0
TRAVIS ZAJAC	2	0	2	2	3	2	0	10	2	4	6	4	10	2	4	6	4

Also with career statistics vs. Canucks: BRANDON GORMLEY (- - - - - with Devils/2-0-0-0-2 career); SETH HELGESON (1-0-0-0-7/1-0-0-0-7); ANDREW MacWILLIAM (- - - - -/1-0-0-0-2); ROD PELLEY (2-0-0-0-0/5-1-0-1-2).

### GOALTENDING HISTORY vs. CANUCKS

GOALTENDER	2015-16					WITH DEVILS					CAREER				
	MIN	GA	SO	GAA	W L OT	MIN	GA	SO	GAA	W L OT	MIN	GA	SO	GAA	W L OT
KEITH KINKAID	63	3	0	2.85	1 0 0	63	3	0	2.85	1 0 0	63	3	0	2.85	1 0 0
CORY SCHNEIDER	60	2	0	2.00	1 0 0	304	11	0	2.17	2 1 2	304	11	0	2.17	2 1 2

YEAR	HOME		ROAD		TOTAL		GF-GA	SF-SA	PIM	PP/PK
	W-L-O/T	W-L-O/T	W-L-O/T	W-L-O/T						
1982-83	1-0-1	0-0-1	1-0-2	1-1-1	5-7	11-9	75-90	33-36	3-11/6-14	
1983-84	1-0-0	0-2-0	1-2-0	0-3-0	7-11	10-10	74-82	43-43	0-8/5-13	
1984-85	0-2-0	0-1-0	0-3-0	1-1-0	8-9	11-16	98-106	53-51	3-8/3-9	
1985-86	1-0-0	1-1-0	2-1-0	1-1-0	5-9	13-11	76-84	85-60	1-10/5-24	
1986-87	1-0-1	1-0-0	2-0-1	1-1-0	9-7	9-7	79-92	62-77	4-11/3-9	
1987-88	0-1-0	0-2-0	0-3-0	1-1-1	5-7	6-15	92-85	88-76	2-23/6-19	
1988-89	1-1-0	0-0-1	1-1-1	0-3-0	7-11	5-7	90-85	54-48	1-14/2-17	
1989-90	0-1-0	0-2-0	0-3-0	1-1-0	8-9	7-11	80-92	66-28	0-7/1-10	
1990-91	2-0-0	0-1-0	2-1-0	1-1-0	12-6	12-6	80-82	64-65	0-8/1-12	
1991-92	1-0-0	0-2-0	1-2-0	1-2-0	9-9	9-9	80-88	75-54	2-10/2-16	
1992-93	1-0-0	0-1-0	1-1-0	1-1-0	5-9	5-9	55-56	23-23	0-9/3-9	
1993-94	1-0-0	0-1-0	1-1-0	1-1-0	10-9	10-9	72-60	33-39	3-13/3-10	
1994-95	0-0-0	0-0-0	0-0-0	0-0-0	0-0	0-0	0-0	0-0	0-0/0-0	
1995-96	0-1-0	1-0-0	1-1-0	1-1-0	5-6	5-6	55-49	25-23	1-8/1-9	
1996-97	0-1-0	1-0-0	1-1-0	1-1-0	2-4	2-4	70-30	10-28	1-9/0-3	
1997-98	1-0-0	0-1-0	1-1-0	1-1-0	9-4	9-4	78-37	20-44	2-7/1-5	
1998-99	0-1-0	1-0-0	1-1-0	1-1-0	5-5	5-5	68-59	41-21	1-6/1-6	
1999-00	0-0-0	0-1-0	0-1-0	0-1-0	2-4	2-4	30-30	31-17	1-5/1-7	
2000-01	1-0-0	0-0-0	1-0-0	1-0-0	4-0	4-0	15-23	8-8	0-3/0-3	
2001-02	0-1-0	0-1-0	0-2-0	0-2-0	4-7	4-7	52-54	22-16	1-6/2-9	
2002-03	0-1-0	0-0-0	0-1-0	0-1-0	2-3	2-3	26-28	2-4	0-2/0-1	
2003-04	0-1-0	0-0-0	0-1-0	0-1-0	0-4	0-4	24-22	11-9	0-2/2-3	
2005-06	1-0-0	0-0-0	1-0-0	1-0-0	3-0	3-0	26-26	6-12	3-5/0-2	
2006-07	0-0-0	0-0-0	0-0-0	0-0-0	0-0	0-0	0-0	0-0	0-0/0-0	
2007-08	0-0-0	0-1-0	0-1-0	0-1-0	0-5	0-5	32-24	27-17	0-6/0-5	
2008-09	0-0-0	1-0-0	1-0-0	1-0-0	5-3	5-3	28-29	8-4	0-1/0-3	
2009-10	0-1-0	0-0-0	0-1-0	0-1-0	2-5	2-5	29-26	6-8	0-2/0-1	
2010-11	0-0-0	0-1-0	0-1-0	0-1-0	0-3	0-3	30-23	13-11	0-2/0-3	
2011-12	0-1-0	0-0-0	0-1-0	0-1-0	1-2	1-2	31-16	2-4	0-2/0-1	
2012-13	0-0-0	0-0-0	0-0-0	0-0-0	0-0	0-0	0-0	0-0	0-0/0-0	
2013-14	0-0-1	0-0-1	0-0-2	0-0-2	4-6	4-6	53-53	8-8	1-4/0-4	
2014-15	1-0-0	0-1-0	1-1-0	1-1-0	4-4	4-4	47-59	15-13	1-3/0-5	
2015-16	1-0-0	1-0-0	2-0-0	2-0-0	7-5	7-5	50-69	65-44	2-10/1-14	
<b>TOTALS</b>	<b>15-13-3</b>	<b>7-19-3</b>	<b>22-32-6</b>	<b>167-189</b>	<b>1695-1659</b>	<b>999-891</b>	<b>33-215/29-246</b>			


# VANCOUVER CANUCKS

ROGERS ARENA • VANCOUVER, B.C.  
(604) 899-4600 • Fax (604) 899-4640  
canucks.com



CANUCKS VS. DEVILS

**President, Hockey Operations & Alternate Governor** ..... Trevor Linden  
**General Manager** ..... Jim Benning  
**Assistant General Manager** ..... John Weisbrod  
**Senior Advisor to the GM/Director of Player Development** ..... Stan Smyl  
**Head Coach** ..... Willie Desjardins  
**Assistant Coaches** ..... Doug Lidster, Perry Pearn, Doug Jarvis  
**Goaltending Coach** ..... Dan Cloutier  
**Strength & Conditioning Coach** ..... Roger Takahashi  
**Head Athletic Trainer** ..... Jon Sanderson  
**Equipment Manager** ..... Pat O'Neill  
**VP, Communications & Community Partnerships** ..... Chris Brumwell  
**Director, Media Relations & Team Operations** ..... Ben Brown




**DESJARDINS**

## 2015-16 LEADERS

**Goals** ..... Daniel Sedin, 28      **PIM** ..... Derek Dorsett, 177  
**Assists** ..... Henrik Sedin, 44      **GAA** ..... Ryan Miller, 2.70  
**Points** ..... Daniel Sedin, 61      **Wins** ..... Ryan Miller, 17  
**+/-** ..... Jannik Hansen, +16      **ShO** ..... Ryan Miller, 1

## OTHER INFORMATION

**Leading Scorer vs. NJ** ..... Tony Tanti, 14g-8a-22pts  
**Leading Scorer vs. Van.** ..... Patrik Elias 10g-7a-17pts;  
John MacLean, 7g-10a-17pts  
**Last Trade** ..... Devils obtained Cory Schneider for  
#1 2013 Draft Pick (Bo Horvat) (06/30/13)  
**Stanley Cups** ..... None  
**2016-17 Schedule vs. Van.** ..... Dec. 6 @ NJ; Jan. 15 @ Van.



**H. SEDIN**

## INDIVIDUAL SCORING vs. DEVILS

PLAYER	GP	2015-16						GP	CAREER			
		G	A	PTS	+/-	PIM	S		G	A	PTS	PIM
SVEN BAERTSCHI	2	1	1	2	1	0	1	4	1	2	3	0
ALEX BIEGA	1	0	0	0	2	0	1	2	0	0	0	0
ALEXANDRE BURROWS	2	0	0	0	0	2	7	8	3	2	5	6
DEREK DORSETT	2	0	1	1	1	17	1	10	0	0	0	30
ALEXANDER EDLER	2	1	1	2	1-	6	6	10	3	3	6	10
LOUI ERIKSSON	3	1	0	1	1	0	7	16	7	6	13	0
MARKUS GRANLUND	1	0	0	0	0	0	2	3	0	0	0	0
ERIK GUDBRANSON	3	0	0	0	2-	2	4	10	0	1	1	4
JANNIK HANSEN	2	0	0	0	3-	0	2	8	1	0	1	0
BO HORVAT	2	0	2	2	0	2	1	4	0	2	2	2
BEN HUTTON	1	0	1	1	0	0	2	1	0	1	1	0
JACOB MARKSTROM	1	0	0	0	-	2	0	5	0	0	2	0
RYAN MILLER	1	0	0	0	0	0	0	30	0	0	0	4
LUCA SBISA	1	0	0	0	0	2	3	8	0	1	1	8
DANIEL SEDIN	2	0	1	1	2-	4	11	17	4	8	12	12
HENRIK SEDIN	2	1	0	1	2-	0	5	17	3	12	15	8
BRANDON SUTTER	1	0	0	0	1	0	1	26	5	7	12	2
CHRISTOPHER TANEV	1	0	0	0	1-	0	0	5	0	2	2	0
JAKE VIRTANEN	1	0	1	1	2	5	1	1	0	1	1	5

Also with career statistics vs. Devils: RICHARD BACHMAN (1-0-0-0-0); EMERSON ETEM (1-0-0-0-0); JAYSON MEGNA (3-1-1-2-0).

## GOALTENDING HISTORY vs. DEVILS

GOALTENDER	MIN	2015-16					MIN	GA	CAREER					
		GA	SO	GAA	W	L			OT	SO	GAA	W	L	OT
RICHARD BACHMAN	-	-	-	-	-	-	60	6	0	6.00	0	1	0	
JACOB MARKSTROM	57	3	0	3.14	0	1	0	277	16	0	3.46	1	4	0
RYAN MILLER	63	4	0	3.80	0	0	1	1763	63	3	2.14	13	11	6



**ALL-TIME RECORD**

DEVILS	GP	W	L	O/T	OTL	PTS	GF	GA
at New Jersey	171	76	83	11	1	164	479	544
at Washington	84	44	33	6	1	95	238	232
	87	32	50	5	0	69	241	312

**2015-16 SUMMARY**

	GP	W	L	OT	PTS	GF	GA	SF	SA	PIM	PP	SHG
NEW JERSEY	4	0	2	2	2	8	13	95	114	30	2-9, 22.2%	0
WASHINGTON	4	4	0	0	8	13	8	114	95	22	2-13, 15.4%	1

DATE	GAME#	RES	SCORE	LOCATION	GOALTENDERS	W/D GOAL
10/10/15	2	L	3-5	@ Washington	KINKAID/Holtby	Johansson
02/06/16	53	Ls	2-3	@ DEVILS	SCHNEIDER/Holtby	Ovechkin
02/20/16	60	L	3-4	@ Washington	SCHNEIDER/Holtby	Orpik
03/25/16	75	Lo	0-1	@ DEVILS	WEDGEWOOD/Holtby	Carlson

**INDIVIDUAL SCORING vs. CAPITALS**

PLAYER	2015-16						WITH DEVILS					CAREER						
	GP	G	A	PTS	+/-	PIM	S	GP	G	A	PTS	PIM	GP	G	A	PTS	PIM	
BEAU BENNETT	2	1	0	1	0	0	4						7	2	1	3	4	
JOSEPH BLANDISI	3	1	1	2	0	2	7	-	1	1	2	-	2	1	1	2	0	
REID BOUCHER	3	1	2	3	2	0	5	5	1	2	3	0	5	1	2	3	2	
MICHAEL CAMMALLERI	1	1	1	2	0	0	3	5	2	3	5	2	16	7	8	15	8	
VERNON FIDLER	2	0	0	0	1	-	0	2	-	-	-	-	12	2	2	4	0	
LUKE GAZDIC	2	0	0	0	0	0	0	-	-	-	-	-	4	0	0	0	2	
BRANDON GORMLEY	1	0	0	0	1	0	0	-	-	-	-	-	1	0	0	0	0	
ANDY GREENE	4	0	0	0	0	0	4	33	2	6	8	14	33	2	6	8	14	
TAYLOR HALL	2	0	1	1	0	2	8	-	-	-	-	-	6	1	1	2	2	
SETH HELGESON	2	0	0	0	0	0	2	5	0	0	0	7	5	0	0	0	7	
ADAM HENRIQUE	4	2	0	2	3	-	2	7	18	4	4	8	2	18	4	4	8	2
JACOB JOSEFSON	3	0	1	1	1	-	4	4	9	0	2	2	8	9	0	2	2	8
SERGEY KALININ	4	0	0	0	1	-	0	2	4	0	0	0	4	0	0	0	0	0
KEITH KINKAID	1	0	0	0	0	0	-	0	1	0	0	0	1	0	0	0	0	0
BEN LOVEJOY	3	0	1	1	0	0	2	-	-	-	-	-	10	1	3	4	0	
JOHN MERRILL	2	0	0	0	0	0	2	8	0	0	0	4	8	0	0	0	4	
JOHN MOORE	4	0	1	1	0	0	5	4	0	0	1	1	0	9	2	1	3	0
VOJTECH MOZIK	1	0	0	0	0	0	2	0	1	0	0	0	2	1	0	0	0	2
KYLE PALMIERI	4	1	2	3	3	2	6	4	1	2	3	2	7	1	2	3	4	0
BLAKE PIETILA	1	0	0	0	0	0	0	1	0	0	0	0	1	0	0	0	0	0
CORY SCHNEIDER	2	0	0	0	0	-	0	10	0	0	0	0	10	0	0	0	0	0
DAMON SEVERSON	1	0	0	0	1	-	2	0	5	2	0	2	4	5	2	0	2	4
DEVANTE SMITH-PELLY	4	0	0	0	3	-	0	4	1	0	0	0	0	8	0	1	1	0
SCOTT WEDGEWOOD	1	0	0	0	0	0	0	1	0	0	0	0	1	0	0	0	0	0
TRAVIS ZAJAC	4	1	2	3	3	0	6	36	5	19	24	10	36	5	19	24	10	10

Also with career statistics vs. Capitals: ROD PELLEY (12-1-1-2-14/12-1-1-2-14).

**GOALTENDING HISTORY vs. CAPITALS**

GOALTENDER	2015-16						WITH DEVILS						CAREER								
	MIN	GA	SO	GAA	W	L	OT	MIN	GA	SO	GAA	W	L	OT	MIN	GA	SO	GAA	W	L	OT
KEITH KINKAID	58	4	0	4.17	0	1	0	58	4	0	4.17	0	1	0	58	4	0	4.17	0	1	0
CORY SCHNEIDER	124	6	0	2.90	0	1	1	584	23	1	2.36	3	5	2	584	23	1	2.36	3	5	2
SCOTT WEDGEWOOD	62	1	0	0.96	0	0	1	62	1	0	0.96	0	0	1	62	1	0	0.96	0	0	1

YEAR	HOME		ROAD		TOTAL		GF-GA	SF-SA	PIM	PP/PK
	W-L-O/T	W-L-O/T	W-L-O/T	W-L-O/T						
1982-83	0-2-1	0-4-0	0-6-1	18-29	181-233	139-129	3-23/8-28			
1983-84	0-3-1	0-2-1	0-5-2	13-26	139-224	165-161	5-29/8-32			
1984-85	2-0-1	0-4-0	2-4-1	17-25	166-225	84-92	8-38/7-29			
1985-86	1-3-0	0-3-0	1-6-0	20-32	175-216	143-110	7-34/9-43			
1986-87	1-2-0	0-4-0	1-6-0	20-31	198-183	147-162	3-29/4-27			
1987-88	1-3-0	1-2-0	2-5-0	22-28	180-193	96-90	5-28/5-26			
1988-89	2-1-0	2-2-0	4-3-0	35-30	216-233	395-345	9-34/14-49			
1989-90	2-2-0	1-2-0	3-4-0	25-27	206-227	126-114	5-26/5-32			
1990-91	3-0-0	0-4-0	3-4-0	17-22	193-215	209-167	1-23/5-33			
1991-92	1-3-0	1-2-0	2-5-0	25-29	200-205	146-165	2-28/6-27			
1992-93	2-1-0	3-1-0	5-2-0	25-29	209-222	185-150	6-36/10-47			
1993-94	1-1-0	2-1-0	3-2-0	18-15	154-142	204-180	2-37/6-26			
1994-95	1-0-1	2-0-0	3-0-1	11-6	99-100	86-110	2-13/0-17			
1995-96	3-0-0	2-0-0	5-0-0	14-5	141-108	103-147	3-26/1-18			
1996-97	2-1-0	1-1-1	3-2-1	13-15	182-152	75-122	3-27/3-17			
1997-98	2-0-0	0-2-1	2-2-1	8-10	134-125	61-69	2-18/0-13			
1998-99	1-2-0	2-0-0	3-2-0	12-8	146-103	70-78	2-19/3-19			
1999-00	1-1-0	0-2-0	1-3-0	11-15	141-94	37-39	2-12/3-11			
2000-01	1-1-0	1-1-0	2-2-0	14-14	132-98	34-40	3-17/4-14			
2001-02	1-1-0	1-1-0	2-2-0	9-13	126-84	16-30	0-13/2-6			
2002-03	2-0-0	1-1-0	3-1-0	10-6	136-89	27-47	3-20/1-10			
2003-04	2-0-0	0-1-1	2-1-1	8-6	152-81	39-59	4-24/2-12			
2005-06	2-0-0	2-0-0	4-0-0	18-10	123-97	44-70	8-28/2-15			
2006-07	1-1-0	2-0-0	3-1-0	13-10	118-126	40-42	4-15/1-13			
2007-08	1-1-0	1-1-0	2-2-0	7-10	93-115	38-42	2-15/3-13			
2008-09	1-1-0	1-1-0	2-2-0	13-16	137-110	30-28	3-14/6-15			
2009-10	2-0-0	1-1-0	3-1-0	12-10	114-130	28-44	3-17/1-9			
2010-11	1-1-0	0-2-0	1-3-0	8-15	125-99	68-67	2-14/1-13			
2011-12	1-1-0	2-0-0	3-1-0	13-8	100-85	28-32	2-16/0-14			
2012-13	1-0-0	1-1-0	2-1-0	7-9	94-73	32-42	2-15/5-15			
2013-14	2-0-0	1-1-0	3-1-0	9-9	123-104	24-34	3-15/0-11			
2014-15	0-2-0	1-1-1	1-3-1	6-17	142-137	47-41	0-12/2-15			
2015-16	0-0-2	0-2-0	0-2-2	8-13	95-114	39-23	2-9/2-13			
<b>TOTALS</b>	<b>44-34-6</b>	<b>32-50-5</b>	<b>76-84-11</b>	<b>479-544</b>	<b>4870-4746</b>	<b>3005-3071</b>	<b>112-712/129-682</b>			


# WASHINGTON CAPITALS

VERIZON CENTER • WASHINGTON, D.C.  
(202) 266-2200 • Fax (202) 266-2360  
washingtoncaps.com



CAPITALS VS. DEVILS


**Senior Vice President & General Manager** ..... Brian MacLellan  
**Assistant General Manager & Dir. of Legal Affairs** ..... Don Fishman  
**Head Coach** ..... Barry Trotz  
**Assistant Coaches** ..... Lane Lambert, Todd Reirden, Blaine Forsythe  
**Head Goaltending Coach** ..... Mitch Korn  
**Associate Goaltending Coach** ..... Scott Murray  
**Strength & Conditioning Coach** ..... Mark Nemish  
**Head Athletic Trainer** ..... Greg Smith  
**Head Equipment Manager** ..... Brock Myles  
**Vice President, Communications** ..... Sergey Kocharov  
**Manager, Media Relations** ..... Pace Sagester



**TROTZ**

## 2015-16 LEADERS

**Goals** ..... Alex Ovechkin, 50      **PIM** ..... Tom Wilson, 163  
**Assists** ..... Evgeny Kuznetsov, 57      **GAA** ..... Braden Holtby, 2.20  
**Points** ..... Evgeny Kuznetsov, 77      **Wins** ..... Braden Holtby, 48  
**+/-** ..... Evgeny Kuznetsov, +27      **ShO** ..... Braden Holtby, 3



**OVECHKIN**

## OTHER INFORMATION

**Leading Scorer vs. NJ** ..... Mike Gartner, 31g-25a-56pts  
**Leading Scorer vs. Wsh.** ..... Patrik Elias, 22g-36a-58pts  
**Last Trade** ..... Devils obtained David Steckel,  
#2 2012 Draft Pick (later traded to Minnesota-Raphael Buisseres)  
for Jason Arnott (02/28/11)

**Stanley Cups** ..... None

**2016-17 Schedule vs. Wsh.** ..... Dec. 31, Jan. 26 @ NJ; Dec. 29, Mar. 2 @ Wsh.

## INDIVIDUAL SCORING vs. DEVILS

PLAYER	2015-16							CAREER				
	GP	G	A	PTS	+/-	PIM	S	GP	G	A	PTS	PIM
KARL ALZNER	4	0	0	0	4-	0	4	25	2	4	6	6
NICKLAS BACKSTROM	3	0	0	0	2-	2	5	34	6	19	25	14
JAY BEAGLE	2	0	0	0	0	0	1	15	2	2	4	6
ANDRE BURAKOVSKY	4	1	0	1	2-	0	5	6	2	0	2	0
PAUL CAREY	1	1	0	1	1	0	2	1	1	0	1	0
JOHN CARLSON	4	1	2	3	2	2	11	24	3	11	14	22
TAYLOR CHORNEY	1	0	0	0	0	0	0	2	0	0	0	0
BRETT CONNOLLY	3	0	0	0	1	0	4	8	0	0	0	0
LARS ELLER	3	0	2	2	0	0	5	20	6	4	10	8
STANISLAV GALIEV	1	0	0	0	0	0	2	1	0	0	0	0
BRADEN HOLTBY	4	0	0	0	-	0	0	14	0	0	0	0
MARCUS JOHANSSON	3	1	1	2	1	0	5	21	3	4	7	4
EVGENY KUZNETSOV	4	1	2	3	3	2	11	10	3	3	6	2
BRAD MALONE	3	1	0	1	1-	12	3	7	1	1	2	5
MATT NISKANEN	4	1	2	3	2-	0	4	28	3	10	13	8
DMITRY ORLOV	4	0	3	3	5	0	7	10	0	3	3	2
BROOKS ORPIK	3	2	1	3	5	0	4	60	2	10	12	44
T.J. OSHIE	3	1	0	1	2-	0	10	8	1	1	2	2
ALEX OVECHKIN	4	2	2	4	2	2	18	41	19	24	43	14
NATE SCHMIDT	4	0	0	0	1	0	1	7	0	0	0	0
CHRISTIAN THOMAS	1	0	0	0	0	0	3	2	0	0	0	0
JUSTIN WILLIAMS	4	0	3	3	2	4	7	36	4	21	25	16
TOM WILSON	4	0	1	1	2	0	3	11	0	3	3	14
DANIEL WINNIK	3	0	0	0	1-	0	2	14	1	1	2	6

Also with career statistics vs. Devils: CHRIS BOURQUE (3-0-1-1-0); LIAM O'BRIEN (1-0-0-0-0); ; ZACH SILL (6-0-0-0-0).

## GOALTENDING HISTORY vs. DEVILS

GOALTENDER	2015-16							CAREER						
	MIN	GA	SO	GAA	W	L	OT	MIN	GA	SO	GAA	W	L	OT
BRADEN HOLTBY	246	8	1	1.95	4	0	0	844	28	3	1.99	10	3	1



### ALL-TIME RECORD

	GP	W	L	O/T	OTL	PTS	GF	GA
<b>DEVILS</b>	57	32	17	8	0	72	167	132
at New Jersey	29	16	9	4	0	36	81	65
at Winnipeg/Atl.	28	16	8	4	0	36	86	67

### 2015-16 SUMMARY

	GP	W	L	OT	PTS	GF	GA	SF	SA	PIM	PP	SHG
<b>NEW JERSEY</b>	2	1	1	0	2	4	4	37	53	10	2-6, 33.3%	0
<b>WINNIPEG</b>	2	1	1	0	2	4	4	53	37	12	2-5, 40.0%	0

DATE	GAME#	RES	SCORE	LOCATION	GOALTENDERS	W/D GOAL
10/09/15	1	L	1-3	@ DEVILS	SCHNEIDER/Hutchinson	Wheeler
01/23/16	49	W	3-1	@ Winnipeg	SCHNEIDER/Hellebuyck	JOSEFSON

### INDIVIDUAL SCORING vs. JETS/THRASHERS

PLAYER	2015-16						WITH DEVILS				CAREER						
	GP	G	A	PTS	+/-	PIM	S	GP	G	A	PTS	PIM	GP	G	A	PTS	PIM
JOSEPH BLANDISI	1	0	1	1	0	0	0	1	0	1	1	0	1	0	1	1	0
REID BOUCHER	2	0	0	0	0	2	1	3	0	0	0	2	3	0	0	0	2
MICHAEL CAMMALLERI	2	0	3	3	1	2	1	3	0	3	3	2	19	4	11	15	8
VERNON FIDDLER	5	2	1	3	3	2	5	-	-	-	-	-	19	2	5	7	18
LUKE GAZDZIK	1	0	0	0	0	0	1	-	-	-	-	-	6	1	0	1	22
BRANDON GORMLEY	2	0	0	0	2	0	1	-	-	-	-	-	3	0	0	0	0
ANDY GREENE	2	0	0	0	0	0	1	24	0	3	3	2	24	0	3	3	2
TAYLOR HALL	3	0	4	4	3	6	5	-	-	-	-	-	10	5	11	16	14
SETH HELGESON	1	0	0	0	0	0	0	2	0	0	0	0	2	0	0	0	0
ADAM HENRIQUE	2	0	0	0	2	0	5	11	3	0	3	0	11	3	0	3	0
JACOB JOSEFSON	2	1	0	1	0	0	3	8	2	0	2	0	8	2	0	2	0
SERGEY KALININ	1	0	0	0	1	-	0	1	0	0	0	0	1	0	0	0	0
BEN LOVEJOY	1	0	0	0	0	0	0	-	-	-	-	-	11	0	4	4	5
JON MERRILL	1	0	0	0	1	-	2	3	0	1	1	2	3	0	1	1	2
JOHN MOORE	1	0	0	0	1	-	0	1	0	0	0	0	3	0	0	0	2
KYLE PALMIERI	2	0	0	0	1	-	0	5	2	0	0	5	9	2	3	4	6
CORY SCHNEIDER	2	0	0	0	-	0	0	5	0	0	0	0	6	0	0	0	0
DAMON SEVERSON	2	0	0	0	0	0	3	4	0	0	0	2	4	0	0	0	2
DEVANTE SMITH-PELLY	1	0	0	0	0	0	2	-	-	-	-	-	5	0	0	0	2
TRAVIS ZAJAC	2	0	0	0	1	0	3	29	8	9	17	17	29	8	9	17	17

Also with career statistics vs. Jets/Thrashers: BEAU BENNETT (- - - - with Devils/3-1-0-1-0 career); ROD PELLEY (11-2-0-2-0/12-2-0-0-2); KARL STOLLERY (- - - -/2-0-0-0-2).

### GOALTENDING HISTORY vs. JETS/THRASHERS

GOALTENDER	2015-16					WITH DEVILS					CAREER				
	MIN	GA	SO	GAA	W L OT	MIN	GA	SO	GAA	W L OT	MIN	GA	SO	GAA	W L OT
KEITH KINKAID	-	-	-	-	-	300	10	0	2.00	2 3 0	359	12	0	2.00	3 3 0
CORY SCHNEIDER	117	4	0	2.06	1 1 0	-	-	-	-	-	-	-	-	-	-

YEAR	HOME		ROAD		TOTAL		GF-GA	SF-SA	PIM	PP/PK
	W-L-O/T	W-L-O/T	W-L-O/T	W-L-O/T						
1999-00	2-0-0	2-0-0	4-0-0	24-2	142-80	67-95	5-16/0-7			
2000-01	2-0-0	1-0-1	3-0-1	14-7	149-104	32-26	4-13/2-16			
2001-02	1-0-1	1-1-0	2-1-1	11-10	139-82	51-49	3-17/2-13			
2002-03	0-2-0	1-0-1	1-2-1	7-9	124-82	60-68	1-18/2-13			
2003-04	1-1-0	2-0-0	3-1-0	13-5	121-82	80-99	6-25/1-16			
2005-06	0-1-1	0-1-1	0-2-2	10-14	131-114	70-68	3-27/5-23			
2006-07	1-0-1	0-1-1	1-1-2	11-15	146-124	41-43	7-18/3-17			
2007-08	1-0-1	2-0-0	3-0-1	15-11	131-96	29-45	5-18/3-10			
2008-09	1-1-0	2-0-0	3-1-0	12-6	127-101	67-91	3-21/1-19			
2009-10	1-1-0	2-0-0	3-1-0	13-10	125-90	43-41	2-12/3-8			
2010-11	2-0-0	1-1-0	3-1-0	11-12	109-97	30-38	4-13/1-9			
2011-12	2-0-0	1-1-0	3-1-0	12-8	98-87	33-41	2-12/0-8			
2012-13	1-1-0	0-1-0	1-2-0	6-9	76-73	19-19	0-6/1-6			
2013-14	0-1-0	0-1-0	0-2-0	1-6	50-57	12-16	0-7/0-5			
2014-15	1-0-0	0-1-0	1-1-0	3-4	50-59	14-6	1-3/0-7			
2015-16	0-1-0	1-0-0	1-1-0	4-4	37-53	10-12	2-6/2-5			
<b>TOTALS</b>	<b>16-9-4</b>	<b>16-8-4</b>	<b>32-17-8</b>	<b>167-131</b>	<b>1755-1381</b>	<b>658-757</b>	<b>48-232/26-182</b>			

### OPPONENTS' RECORDS VS. DEVILS

#### Most Goals vs. Devils, Single Season

- 12 - Mario Lemieux (1988-89)
- 9 - Pierre Turgeon (1992-93)
- 8 - Mike Bossy (1985-86)

#### Most Assists vs. Devils, Single Season

- 15 - Mario Lemieux (1992-93)
- 14 - Mike Bossy (1983-84)
- 12 - Mario Lemieux (1986-87)

#### Most Points vs. Devils, Single Season

- 21 - Mario Lemieux (6g-15a), (1992-93)
- 20 - Mario Lemieux (12g-8a), (1988-89)
- 17 - Mike Bossy (3g-14a), (1983-84)

#### Most Goals vs. Devils, Career

- 50 - Mike Gartner
- 47 - Mario Lemieux
- 37 - Pat LaFontaine

#### Most Assists vs. Devils, Career

- 88 - Mario Lemieux
- 70 - Wayne Gretzky
- 52 - Ron Francis

#### Most Points vs. Devils, Career

- 135 - Mario Lemieux (47g-88a)
- 95 - Wayne Gretzky (25g-70a)
- 92 - Mike Gartner (50g-42a)

# WINNIPEG JETS

MTS CENTRE • WINNIPEG, MAN.  
(204) 987-7825 • Fax (204) 926-5555  
winnipegjets.com



JETS VS. DEVILS

**Executive Vice President & General Manager** ..... Kevin Cheveldayoff  
**Senior VP, Director of Hockey Ops. & Assistant GM** ..... Craig Heisinger  
**Assistant General Manager** ..... Larry Simmons  
**Head Coach** ..... Paul Maurice  
**Assistant Coaches** ..... Charlie Huddy, Jamie Kompon  
**Goaltending Coach** ..... Wade Flaherty  
**Head Athletic Therapist** ..... Rob Milette  
**Head Equipment Manager** ..... Jason McMaster  
**Senior Director, Hockey Communications** ..... Scott Brown  
**Manager, Hockey Communications** ..... Keegan Goodrich

### 2015-16 LEADERS


**Goals** ..... Mark Scheifele, 29      **PIM** ..... Dustin Byfuglien, 119  
**Assists** ..... Blake Wheeler, 52      **GAA** ..... Connor Hellebuyck, 2.34  
**Points** ..... Blake Wheeler, 78      **Wins** ..... C. Hellebuyck, O. Pavalec, 13  
**+/-** ..... Mark Scheifele, +16      **ShO** ..... Connor Hellebuyck, 2

### OTHER INFORMATION

**Leading Scorer vs. NJ** ..... Ilya Kovalchuk, 15g-9a-24pts  
**Leading Scorer vs. Wpg./Atl.** ..... Patrik Elias, 20g-23a-43pts  
**Last Trade** ..... Devils obtained Alexei Ponikarovsky for  
#7 2013 Draft Pick (Brenden Kichton),  
#4 2014 Draft Pick (Nelson Nogier) (02/13/13)  
**Stanley Cups** ..... None  
**2016-17 Schedule vs. Wpg.** ..... Mar. 14 @ NJ; Nov. 29 @ Wpg.



**MAURICE**



**BYFUGLIEN**

### INDIVIDUAL SCORING vs. DEVILS

PLAYER	GP	2015-16						GP	CAREER			
		G	A	PTS	+/-	PIM	S		G	A	PTS	PIM
JOEL ARMIA	1	0	0	0	0	0	0	1	0	0	0	0
ALEXANDER BURMISTROV	2	0	0	0	0	0	4	13	1	3	4	4
DUSTIN BYFUGLIEN	2	1	0	1	1-	2	6	19	3	9	12	12
BEN CHIAROT	2	0	0	0	0	0	1	2	0	0	0	0
ANDREW COPP	2	0	0	0	0	0	0	2	0	0	0	0
MARKO DANO	2	0	0	0	1	0	0	6	1	0	1	2
NIKOLAJ EHLERS	2	0	2	2	0	0	7	2	0	2	2	0
TOBY ENSTROM	2	0	0	0	2-	2	1	24	1	8	9	16
CONNOR HELLEBUYCK	1	0	0	0	-	0	0	1	0	0	0	0
QUINTON HOWDEN	3	0	0	0	1-	0	3	8	1	0	1	0
MICHAEL HUTCHINSON	1	0	0	0	-	0	0	2	0	0	0	0
BRYAN LITTLE	2	0	0	0	0	0	8	26	0	10	10	6
ADAM LOWRY	1	0	0	0	0	0	0	3	0	1	1	0
SHAWN MATTHIAS	2	1	0	1	1	2	1	19	6	2	8	11
TYLER MYERS	2	0	1	1	0	2	5	19	4	3	7	10
ANTHONY PELLUSO	1	0	0	0	0	0	0	3	0	0	0	5
MATHIEU PERREAULT	2	0	2	2	1	2	2	14	4	5	9	4
NIC PETAN	1	0	0	0	0	0	1	1	0	0	0	0
MARK SCHEIFELE	1	1	0	1	1	0	1	5	3	0	3	0
DREW STAFFORD	2	0	0	0	1-	2	4	27	3	5	8	4
BRIAN STRAIT	3	0	2	2	2	2	1	13	0	2	2	4
MARK STUART	2	0	0	0	1	0	0	29	2	6	8	10
CHRIS THORBURN	2	0	0	0	0	0	0	29	3	4	7	36
JACOB TROUBA	2	0	0	2	0	0	2	6	0	0	0	0
BLAKE WHEELER	2	1	2	3	1-	2	1	24	7	5	12	10

Also with career statistics vs. Devils: PATRICE CORMIER (1-0-0-0-0); ONDREJ PAVALEC (15-0-0-0-0); PAUL POSTMA (6-0-1-1-2).

### GOALTENDING HISTORY vs. DEVILS

GOALTENDER	MIN	2015-16					MIN	CAREER						
		GA	SO	GAA	W	L		OT	GA	SO	GAA	W	L	OT
CONNOR HELLEBUYCK	57	3	0	3.13	0	1	0	57	3	0	3.13	0	1	0
MICHAEL HUTCHINSON	60	1	0	1.00	1	0	0	119	2	0	1.01	2	0	0
ONDREJ PAVALEC	-	-	-	-	-	-	-	843	29	0	2.06	6	3	4

**NATIONAL HOCKEY LEAGUE**

**New York**

1185 Avenue of the Americas  
New York, NY 10036  
212-789-2000

**Toronto**

50 Bay Street, 11th Floor  
Toronto, Ontario, M5J 2X8  
416-359-7900

**Montréal**

1800 McGill College Avenue, Suite 2600  
Montréal, Québec, H3A 3J6  
514-841-9220

**Executive**

Commissioner ..... Gary B. Bettman  
Deputy Commissioner ..... William Daly  
Senior Executive Vice President of Hockey Operations ..... Colin Campbell

**Communications**

Executive Vice President, Communications (Tor.) ..... Gary Meagher  
Group Vice President, Communications ..... Frank Brown  
Group Vice President, Event Communications & Player Development ..... Jamey Horan  
Group Vice President, Communications ..... John Dellapina  
Statistician & Information Officer (Tor.) ..... Benny Ercolani  
Senior Director, News Services ..... Greg Ingliis  
Director, Communications ..... Nirva Milord  
Director, Communications (Tor.) ..... Jennifer Moad  
Director, Communications (Tor.) ..... Julie Young  
Director, Event Communications & Player Development ..... Chris Wojcik  
Senior Manager, Communications (Tor.) ..... David Keon  
Manager, Communications (Tor.) ..... Chris Ackroyd  
Manager, Communications (Tor.) ..... Trevor Bjergso  
Manager, Communications (Tor.) ..... Brendon Crossman  
Manager, Communications (Tor.) ..... Jasmine Ghafour  
Coordinator, Communications ..... Josh Bernstein  
Coordinator, Event Communications & Player Development ..... Nicole Buckley  
Coordinator, Event Communications & Player Development ..... Jeff Day  
Assistant, Event Communications & Player Development ..... Gina Morra

**BLOWING THE WHISTLE**

Senior Vice President & Director of Officiating: Stephen Walkom

**REFEREES**

2. Jon McIsaac
3. Mike Leggo
4. Wes McCauley
5. Chris Rooney
6. Francis Charron
7. Garrett Rank
8. Dave Jackson
9. Dan O'Rourke
10. Kyle Rehman
11. Kelly Sutherland
12. Justin St. Pierre
13. Dan O'Halloran
14. Dennis LaRue
15. Jean Hebert
16. Brian Pochmara
17. Frederick L'Ecuyer
18. Greg Kimberley
19. Gord Dwyer
20. Tim Peel
21. Thomas John Luxmore
22. Ghislain Hebert
23. Brad Watson
24. Graham Skilliter
25. Marc Joannette
26. Rob Martell
27. Eric Furlatt
28. Chris Lee
29. Ian Walsh
30. Kendrick Nicholson
31. Trevor Hanson
32. Tom Kowal
33. Kevin Pollock
34. Brad Meier
36. Dean Morton
37. Kyle Rehman
38. Francois St. Laurent
39. Evgeny Romasko
40. Steve Kozari
41. Cameron Voss
42. Jake Brenk
43. Tom Chmielewski
44. Furman South
45. Peter MacDougall
46. Dave Lewis
47. Pierre Lambert
48. Chris Schlenker

**LINESMEN**

50. Scott Cherrey
52. Shandor Alphonso
54. Greg Devorski
55. Shane Heyer
56. Mark Wheler
57. Jay Sharrers
58. Ryan Gibbons
59. Steve Barton
63. Trent Knorr
64. Brandon Gawryletz
65. Pierre Racicot
66. Darren Gibbs
68. Scott Driscoll
70. Derek Nansen
71. Brad Kovachik
73. Vaughan Rody
74. Lonnie Cameron
75. Derek Amell
76. Michel Cormier
77. Tim Nowak
78. Brian Mach
79. Kiel Murchison
81. Ryan Daisy
82. Ryan Galloway
83. Matt MacPherson
84. Anthony Sericolo
87. Devin Berg
89. Steve Miller
91. Don Henderson
92. Mark Shewchuk
93. Brian Murphy
94. Bryan Pancich
95. Jonny Murray
96. David Brisebois
96. Cory Nagy
98. John Grandt





*New Jersey's ironman,  
Andy Greene, has played  
in 311 consecutive games  
since March 6, 2012.*

## YEAR-BY-YEAR

SEASON	GP	W	L	O/T	OTL	PTS	PCT	GF	GA	FINISH
1982-83	80	17	49	14	-	48	.300	230	338	5
1983-84	80	17	56	7	-	41	.256	231	350	5
1984-85	80	22	48	10	-	54	.338	264	346	5
1985-86	80	28	49	3	-	59	.369	300	374	6
1986-87	80	29	45	6	-	64	.400	293	368	6
1987-88	80	38	36	6	-	82	.513	295	325	2
1988-89	80	37	41	12	-	66	.413	281	326	2
1989-90	80	37	34	9	-	83	.519	295	288	2
1990-91	80	32	33	15	-	79	.494	272	264	4
1991-92	80	38	31	11	-	87	.544	289	259	4
1992-93	84	40	37	7	-	87	.518	308	299	4
1993-94	84	47	25	12	-	106	.631	306	220	*2/3
1994-95	48	22	18	8	-	52	.542	136	121	*2/5
1995-96	82	37	33	12	-	86	.524	215	202	*6/9
1996-97	82	45	23	14	-	104	.634	231	182	*1/1
1997-98	82	48	23	11	-	107	.652	225	166	*1/1
1998-99	82	47	24	11	-	105	.640	248	196	*1/1
1999-00	82	45	24	8	5	103	.628	251	203	*2/4
2000-01	82	48	19	12	3	111	.677	295	195	*1/1
2001-02	82	41	28	9	4	95	.579	205	187	*3/6
2002-03	82	46	20	10	6	108	.659	216	166	*1/2
2003-04	82	43	25	12	2	100	.610	213	164	*2/6
2005-06	82	46	27	9	-	101	.616	242	229	*1/3
2006-07	82	49	24	9	-	107	.652	216	201	*1/2
2007-08	82	46	29	7	-	99	.604	206	197	*2/4
2008-09	82	51	27	4	-	106	.646	244	209	*1/3
2009-10	82	48	27	7	-	103	.628	222	191	*1/2
2010-11	82	38	39	5	-	81	.494	174	209	*4/11
2011-12	82	48	28	6	-	102	.622	228	209	*4/6
2012-13	48	19	19	10	-	48	.500	112	129	*5/11
2013-14	82	35	39	18	-	88	.537	197	208	*6/10
2014-15	82	32	36	14	-	78	.476	181	216	*7/13
2015-16	82	38	36	8	-	84	.512	184	208	*7/12
<b>TOTALS</b>	<b>2622</b>	<b>1244</b>	<b>1042</b>	<b>316</b>	<b>20</b>	<b>2824</b>	<b>.539</b>	<b>7805</b>	<b>7715</b>	<b>-</b>

## HOME/AWAY

SEASON	GP	HOME					AWAY					GF	GA			
		W	L	O/T	OTL	PTS	W	L	O/T	OTL	PTS					
1982-83	40	11	20	9	-	31	124	156	40	6	29	5	-	17	106	182
1983-84	40	10	28	2	-	22	114	167	40	7	28	5	-	19	117	183
1984-85	40	13	21	6	-	32	138	158	40	9	27	4	-	22	126	188
1985-86	40	17	21	2	-	36	156	170	40	11	28	1	-	23	144	204
1986-87	40	20	17	3	-	43	155	164	40	9	28	3	-	21	138	204
1987-88	40	23	16	1	-	47	151	132	40	15	20	5	-	35	144	164
1988-89	40	17	18	5	-	39	143	149	40	10	23	7	-	27	138	176
1989-90	40	22	15	3	-	47	140	123	40	15	19	6	-	36	155	165
1990-91	40	23	10	7	-	53	147	115	40	9	23	8	-	26	125	149
1991-92	40	24	12	4	-	52	155	115	40	14	19	7	-	35	134	144
1992-93	42	24	14	4	-	52	165	131	42	16	23	3	-	38	143	168
1993-94	42	29	11	2	-	60	160	99	42	18	14	1	-	46	146	121
1994-95	24	14	4	6	-	34	78	50	24	8	14	2	-	18	58	71
1995-96	41	22	17	2	-	46	120	94	41	15	16	10	-	40	95	108
1996-97	41	25	9	9	-	55	119	85	41	22	14	5	-	49	112	97
1997-98	41	29	10	2	-	60	131	86	41	19	13	9	-	47	94	80
1998-99	41	19	14	8	-	46	123	102	41	28	10	3	-	59	125	94
1999-00	41	28	9	3	1	60	133	92	41	17	15	5	4	43	118	111
2000-01	41	24	11	6	0	54	145	92	41	24	8	6	3	57	150	103
2001-02	41	22	13	4	2	50	112	88	41	19	15	5	2	45	93	99
2002-03	41	25	11	3	2	55	121	85	41	21	9	7	4	53	95	81
2003-04	41	22	13	5	1	50	107	87	41	21	12	7	1	50	106	77
2005-06	41	27	11	3	-	57	125	105	41	19	16	6	-	44	117	124
2006-07	41	25	10	6	-	56	107	99	41	24	14	3	-	51	109	102
2007-08	41	25	14	2	-	52	110	95	41	21	15	5	-	47	96	102
2008-09	41	28	12	1	-	57	137	98	41	23	15	3	-	49	107	111
2009-10	41	27	10	4	-	58	124	89	41	21	17	3	-	45	98	102
2010-11	41	22	16	3	-	47	94	101	41	16	23	2	-	34	80	108
2011-12	41	24	13	4	-	52	119	106	41	24	15	2	-	50	109	103
2012-13	24	13	9	2	-	28	66	59	24	6	10	8	-	20	46	70
2013-14	41	21	11	9	-	51	105	92	41	14	18	9	-	37	92	116
2014-15	41	19	14	8	-	46	91	90	41	13	22	6	-	32	90	126
2015-16	41	19	17	5	-	43	92	101	41	19	19	3	-	41	92	107
<b>TOTALS</b>	<b>1311</b>	<b>711</b>	<b>451</b>	<b>143</b>	<b>6</b>	<b>1571</b>	<b>4107</b>	<b>3575</b>	<b>1311</b>	<b>533</b>	<b>591</b>	<b>173</b>	<b>14</b>	<b>1253</b>	<b>3698</b>	<b>4140</b>

## DIVISIONAL

SEASON	GP	OWN DIVISION					OTHER DIVISIONS					GF	GA			
		W	L	O/T	OTL	PTS	W	L	O/T	OTL	PTS					
1982-83	35	8	22	5	-	21	96	146	45	9	27	9	-	27	134	192
1983-84	35	4	28	3	-	11	85	153	45	13	28	4	-	30	146	197
1984-85	35	14	18	3	-	31	127	144	45	8	30	7	-	23	137	202
1985-86	35	10	24	1	-	21	118	160	45	18	25	2	-	38	182	214
1986-87	35	13	21	1	-	27	133	171	45	16	24	5	-	37	160	197
1987-88	35	19	14	2	-	40	141	124	45	19	22	4	-	42	154	172
1988-89	35	12	19	4	-	28	130	151	45	15	22	8	-	38	151	174
1989-90	35	18	12	5	-	41	140	118	45	19	22	4	-	42	155	170
1990-91	35	13	16	6	-	32	117	126	45	19	17	9	-	47	155	138
1991-92	35	14	16	5	-	33	120	126	45	24	15	6	-	54	169	133
1992-93	37	18	17	2	-	38	125	141	47	22	20	5	-	49	183	158
1993-94	31	17	10	3	-	37	101	91	53	30	14	4	-	69	205	129
1994-95	24	12	10	8	-	28	72	55	24	10	10	4	-	24	64	66
1995-96	32	19	10	3	-	41	90	70	30	18	23	9	-	40	125	132
1996-97	32	14	12	6	-	34	78	77	50	31	11	8	-	45	153	105
1997-98	32	21	6	5	-	47	101	64	50	27	11	6	-	60	124	102

**DIVISIONAL (cont.)**

SEASON	GP	W	OWN DIVISION					GF	GA	GP	W	OTHER DIVISIONS					GF	GA
			L	O/T	OTL	PTS	L					O/T	OTL	PTS				
1998-99	20	15	4	1	-	31	71	55	62	32	20	10	-	74	177	141		
1999-00	20	13	5	2	0	28	67	46	62	32	19	6	5	75	184	157		
2000-01	20	7	5	7	1	22	65	47	62	41	14	5	2	89	230	148		
2001-02	20	10	7	2	1	23	51	54	62	31	21	7	3	72	154	133		
2002-03	20	13	2	5	0	31	61	35	62	33	18	5	6	77	155	131		
2003-04	24	14	7	2	1	31	68	45	58	29	18	10	1	69	145	119		
2005-06	32	16	12	4	-	36	84	83	50	30	15	5	-	65	158	146		
2006-07	32	23	16	3	-	49	90	69	50	26	18	6	6	58	126	132		
2007-08	32	13	15	4	-	30	70	87	50	33	14	3	3	79	181	140		
2008-09	24	13	11	1	-	27	63	69	58	38	17	3	3	79	181	140		
2009-10	24	14	8	2	-	30	73	53	58	34	19	5	-	73	149	138		
2010-11	24	11	12	1	-	23	46	57	58	27	27	4	-	58	128	152		
2011-12	24	13	11	0	-	26	56	57	58	35	17	6	-	76	172	152		
2012-13	18	10	6	2	-	22	44	42	30	9	13	8	-	26	68	87		
2013-14	30	16	9	5	-	37	79	71	52	19	20	13	-	51	118	137		
2014-15	30	10	13	7	-	27	60	85	52	22	23	7	-	51	121	131		
2015-16	30	11	16	3	-	25	51	57	52	27	20	5	-	59	133	151		
<b>TOTALS</b>	<b>962</b>	<b>448</b>	<b>402</b>	<b>109</b>	<b>3</b>	<b>1008</b>	<b>2873</b>	<b>2945</b>	<b>1660</b>	<b>796</b>	<b>640</b>	<b>207</b>	<b>17</b>	<b>1816</b>	<b>4932</b>	<b>4786</b>		

**MONTH-BY-MONTH**

Season	October	November	December	January	February	March	April
1982-83	3-6-3=9	1-10-4=6	3-9-0=6	4-6-4=12	1-8-2=4	4-10-0=8	1-0-1=3
1983-84	1-10-0=2	2-10-0=4	4-9-2=10	3-7-3=9	3-9-1=7	4-10-1=9	0-1-0=0
1984-85	3-6-0=6	4-6-2=10	5-8-2=12	3-9-1=7	3-6-3=9	4-10-1=9	0-3-1=1
1985-86	4-5-1=9	5-6-0=10	4-10-0=8	2-11-1=5	4-6-1=9	7-10-0=14	2-1-0=4
1986-87	6-4-0=12	5-6-2=12	5-8-1=11	5-9-2=12	3-5-0=6	5-10-1=11	0-3-0=0
1987-88	7-3-0=14	6-5-3=15	5-8-1=11	5-8-1=11	5-8-0=10	8-4-1=17	2-0-0=4
1988-89	4-6-1=9	4-6-3=11	5-7-3=13	5-6-2=12	3-6-3=9	5-9-0=10	1-1-0=2
1989-90	6-5-1=13	5-5-2=12	7-8-1=15	6-5-1=13	2-7-3=7	11-4-0=22	0-0-1=1
1990-91	8-4-1=17	5-6-2=12	6-3-6=18	3-8-1=7	5-6-1=11	5-6-4=14	---
1991-92	8-5-0=16	6-5-1=13	4-4-5=13	7-2-1=15	8-5-2=18	4-8-2=10	1-2-0=2
1992-93	7-5-0=14	5-5-0=10	6-6-1=13	6-4-2=14	7-4-1=15	7-7-1=15	2-4-1=5
1993-94	8-2-0=16	7-4-2=16	6-6-2=14	1-3-1=3	6-4-3=15	12-1-2=26	2-2-3=5
1994-95	---	---	---	---	---	---	---
1995-96	4-5-0=12	5-6-3=13	4-9-1=9	7-3-1=15	5-3-3=13	7-6-2=16	8-4-2=18*
1996-97	4-5-1=9	8-5-0=16	8-3-2=18	4-4-4=12	7-1-5=9	10-3-1=21	4-2-1=9
1997-98	7-4-0=14	10-4-0=20	8-3-2=18	6-5-4=16	6-0-0=12	8-3-3=19	3-4-2=8
1998-99	5-4-0=10	8-3-1=17	8-2-3=19	6-6-1=13	6-5-3=15	7-2-3=17	7-2-0=14
1999-00	6-4-1=14	5-4-2=13	10-4-1=21	10-3-1=23	7-4-2=17	5-8-1=11	2-2-0=4
2000-01	6-2-2=14	6-6-1=13	8-3-3=19	7-4-3=19	4-5-3=12	13-2-0=26	3-0-0=6
2001-02	5-4-0=11	4-8-2=11	7-4-3=17	7-7-2=17	3-2-2=8	9-6-0=19	1-1-0=12
2002-03	6-2-0=12	7-5-1=16	7-6-1=17	11-3-1=24	6-4-3=15	8-5-2=19	6-1-2=5
2003-04	4-3-2=10	8-1-4=20	7-4-2=17	8-6-2=18	6-6-1=13	9-5-1=20	1-1-0=2
2005-06	6-5-0=12	6-5-2=14	4-8-3=11	10-2-1=21	4-2-0=8	7-5-3=17	9-0-0=18
2006-07	6-4-1=13	6-5-1=13	10-4-1=21	8-2-3=19	10-3-0=20	6-6-2=14	3-0-1=7
2007-08	4-6-1=9	9-4-1=19	8-4-1=17	7-5-0=14	9-3-3=21	6-6-1=13	3-1-0=6
2008-09	5-2-2=12	7-6-0=14	9-4-1=19	11-3-0=22	8-4-0=16	7-6-1=15	4-2-0=6
2009-10	8-4-0=16	9-2-1=19	11-4-0=22	7-7-1=15	2-4-1=5	7-5-3=17	4-1-1=9
2010-11	3-8-7=17	5-6-1=11	2-11-0=4	6-5-1=13	11-1-1=23	8-5-1=17	3-3-0=6
2011-12	4-4-1=9	8-6-0=16	9-5-0=18	6-4-2=14	8-4-1=17	10-5-2=22	3-0-0=6
2012-13	---	---	---	3-0-3=9	7-6-1=15	5-5-5=15	4-8-1=9
2013-14	3-5-4=10	8-6-1=17	6-5-3=15	6-5-4=16	2-1-1=5	7-6-2=16	3-1-3=9
2014-15	5-3-2=12	4-8-2=10	4-8-3=15	6-3-2=14	7-5-1=15	5-6-3=13	1-3-1=5
2015-16	6-4-1=13	6-5-1=13	7-5-3=17	6-6-0=12	5-6-2=12	7-7-1=15	1-3-0=2

\*Includes 0-1-0=0 in May.

**QUARTER-BY-QUARTER**

Season	1st Quarter	2nd Quarter	3rd Quarter	4th Quarter
1982-83	3-11-6=12	5-14-1=11	3-12-5=11	6-12-2=14
1983-84	2-18-0=4	6-12-2=14	5-12-3=13	4-14-2=10
1984-85	6-12-2=14	7-11-2=16	5-11-4=14	4-14-2=10
1985-86	9-10-1=19	5-15-0=10	5-13-2=12	9-11-0=18
1986-87	10-8-2=22	6-13-1=13	8-10-2=18	5-14-1=11
1987-88	12-6-2=26	6-11-3=15	8-12-0=16	12-7-1=25
1988-89	8-9-3=19	6-10-4=16	7-10-3=17	6-12-2=14
1989-90	---	10-9-1=21	7-10-3=17	12-6-2=26
1990-91	10-9-1=21	9-4-7=25	6-11-3=15	7-9-4=18
1991-92	11-8-0=22	11-5-6=24	6-11-3=15	6-11-3=15
1992-93	11-10-0=22	11-7-3=25	10-9-2=22	8-7-1=18
1993-94	15-5-1=31	9-9-3=21	10-6-5=25	13-5-3=29
1994-95	5-5-2=12	4-6-2=10	7-2-3=17	6-5-1=13
1995-96	10-8-2=22	8-11-2=18	10-6-4=24	9-8-4=22
1996-97	11-8-1=23	10-7-4=24	10-3-7=27	14-5-2=30
1997-98	15-5-0=30	11-8-2=24	12-3-5=29	10-7-4=24
1998-99	12-7-1=25	11-6-4=26	10-7-3=23	14-4-3=31
1999-00	11-6-3=26	13-6-2=29	12-6-2=29	9-11-1=19
2000-01	9-8-3=21	13-3-5=31	7-9-4=21	19-2-0=38
2001-02	8-10-2=20	10-8-3=23	9-7-4=23	14-7-0=29
2002-03	12-7-1=26	11-8-2=26	14-5-1=30	9-6-6=26
2003-04	12-3-5=29	9-8-4=23	11-7-2=24	11-9-1=24
2005-06	9-9-2=20	9-9-3=21	14-4-2=30	14-5-2=30
2006-07	12-7-1=25	12-6-3=27	14-4-2=30	11-7-3=25
2007-08	8-10-2=18	15-5-1=31	14-2-2=26	11-8-2=24
2008-09	11-7-2=24	13-7-1=27	15-5-0=30	12-8-1=25
2009-10	14-5-1=29	16-5-0=32	7-11-2=16	11-6-4=26
2010-11	5-13-2=12	5-16-0=10	16-2-2=34	13-8-1=25
2011-12	11-8-1=23	12-9-1=25	12-9-2=26	12-6-2=26
2012-13	8-1-3=19	3-7-2=8	4-4-4=12	8-7-1=9
2013-14	7-8-5=19	10-8-3=23	9-6-5=23	9-7-5=23
2014-15	9-9-2=20	5-11-5=15	11-7-2=24	7-9-5=19
2015-16	11-8-1=23	9-8-4=22	10-8-2=22	8-12-1=17

\*Finish includes division/conference rank.

†Home/Away records include neutral site games.

**DEVILS (1982-2016)**

**GAMES PLAYED**

1. Ken Daneyko.....	1283
2. Martin Brodeur.....	1259
3. Patrik Elias.....	1240
4. Scott Stevens.....	956
5. John MacLean.....	934
6. Scott Niedermayer.....	892
7. Jay Pandolfo.....	819
8. Bobby Holik.....	786
9. Sergei Brylin.....	765
10. Randy McKay.....	760

**GOALS**

1. Patrik Elias.....	408
2. John MacLean.....	347
3. Bobby Holik.....	202
4. Zach Parise.....	194
5. Kirk Muller.....	185
6. Pat Verbeek.....	170
7. Petr Sykora.....	166
8. Brian Gionta.....	152
9. Randy McKay.....	151
10. Aaron Broten.....	147
Stephane Richer.....	147

**ASSISTS**

1. Patrik Elias.....	617
2. Scott Niedermayer.....	364
3. Scott Gomez.....	361
4. John MacLean.....	354
5. Scott Stevens.....	337
6. Kirk Muller.....	335
7. Bruce Driver.....	316
8. Aaron Broten.....	283
9. Bobby Holik.....	270
10. Brian Rafalski.....	267

**POINTS**

1. Patrik Elias.....	1025
2. John MacLean.....	701
3. Kirk Muller.....	520
4. Scott Gomez.....	484
5. Scott Niedermayer.....	476
6. Bobby Holik.....	472
7. Aaron Broten.....	430
8. Scott Stevens.....	430
9. Zach Parise.....	410
10. Bruce Driver.....	399

**PENALTY MINUTES**

1. Ken Daneyko.....	2516
2. Randy McKay.....	1418
3. John MacLean.....	1168
4. Scott Stevens.....	1007
5. Pat Verbeek.....	943
6. Joe Cirella.....	886
7. Bobby Holik.....	863
8. Colin White.....	848
9. David Clarkson.....	770
10. Krzysztof Oliwa.....	724

**GAMES PLAYED**

1. Martin Brodeur.....	1259
2. Chris Terrier.....	302
3. Glenn Resch.....	198

**MINUTES**

1. Martin Brodeur.....	74083
2. Chris Terrier.....	16558
3. Glenn Resch.....	10944

**SHUTOUTS**

1. Martin Brodeur.....	124
2. <b>CORY SCHNEIDER</b> .....	12
3. Johan Hedberg.....	8

**GAA (2 SEASONS MINIMUM)**

1. <b>CORY SCHNEIDER</b> .....	2.14
2. Martin Brodeur.....	2.24
3. Johan Hedberg.....	2.42

**WINS**

1. Martin Brodeur.....	688
2. Chris Terrier.....	118
3. <b>CORY SCHNEIDER</b> .....	69

**TIES/OT**

1. Martin Brodeur.....	154
2. Chris Terrier.....	34
3. Sean Burke.....	23

**FRANCHISE (1974-2016)**

**GAMES PLAYED**

1. Ken Daneyko.....	1283
2. Martin Brodeur.....	1259
3. Patrik Elias.....	1240
4. Scott Stevens.....	956
5. John MacLean.....	934
6. Scott Niedermayer.....	892
7. Jay Pandolfo.....	819
8. Bobby Holik.....	786
9. Sergei Brylin.....	765
10. Randy McKay.....	760

**GOALS**

1. Patrik Elias.....	408
2. John MacLean.....	347
3. Bobby Holik.....	202
4. Zach Parise.....	194
5. Kirk Muller.....	185
6. Pat Verbeek.....	170
7. Petr Sykora.....	166
8. Aaron Broten.....	162
9. Wilf Paiement.....	153
10. Brian Gionta.....	152

**ASSISTS**

1. Patrik Elias.....	611
2. Scott Niedermayer.....	364
3. Scott Gomez.....	361
4. John MacLean.....	354
5. Scott Stevens.....	337
6. Kirk Muller.....	335
7. Bruce Driver.....	316
8. Aaron Broten.....	307
9. Bobby Holik.....	270
10. Brian Rafalski.....	267

**POINTS**

1. Patrik Elias.....	1025
2. John MacLean.....	701
3. Kirk Muller.....	520
4. Scott Gomez.....	484
5. Scott Niedermayer.....	476
6. Bobby Holik.....	472
7. Aaron Broten.....	469
8. Scott Stevens.....	430
9. Zach Parise.....	410
10. Bruce Driver.....	399

**PENALTY MINUTES**

1. Ken Daneyko.....	2516
2. Randy McKay.....	1418
3. John MacLean.....	1168
4. Scott Stevens.....	1007
5. Pat Verbeek.....	943
6. Joe Cirella.....	938
7. Bobby Holik.....	863
8. Colin White.....	848
9. David Clarkson.....	770
10. Krzysztof Oliwa.....	724

**GOALTENDING**

**GAMES PLAYED**

1. Martin Brodeur.....	1259
2. Chris Terrier.....	302
3. Glenn Resch.....	267

**MINUTES**

1. Martin Brodeur.....	74083
2. Chris Terrier.....	16558
3. Glenn Resch.....	14817

**SHUTOUTS**

1. Martin Brodeur.....	124
2. <b>CORY SCHNEIDER</b> .....	12
3. Johan Hedberg.....	8

**GAA (2 SEASONS MINIMUM)**

1. <b>CORY SCHNEIDER</b> .....	2.14
2. Martin Brodeur.....	2.24
3. Johan Hedberg.....	2.42

**WINS**

1. Martin Brodeur.....	688
2. Chris Terrier.....	118
3. <b>CORY SCHNEIDER</b> .....	69

**TIES/OT**

1. Martin Brodeur.....	154
2. Chris Terrier.....	34
3. Glenn Resch.....	33

**DEVILS' SINGLE SEASON**

**GAMES PLAYED**

1. Ken Daneyko (1992-93).....	84
2. Scott Stevens (1993-94).....	83
3. Bruce Driver (1992-93).....	83
4. 57 players with.....	82

**GOALS**

1. Brian Gionta (2005-06).....	48
2. Pat Verbeek (1987-88).....	46
3. Zach Parise (2008-09).....	45
4. John MacLean (1990-91).....	45
5. Alexander Mogilny (2000-01).....	43
6. John MacLean (1988-89).....	42
7. Claude Lemieux (1991-92).....	41
8. John MacLean (1989-90).....	41
9. Patrik Elias (2000-01).....	40
10. Stephane Richer (1992-93).....	38
Patrik Elias (2003-04).....	38
Zach Parise (2009-10).....	38

**ASSISTS**

1. Scott Stevens (1993-94).....	60
2. Aaron Broten (1987-88).....	57
3. Kirk Muller (1987-88).....	57
4. Scott Gomez (2003-04).....	56
5. Kirk Muller (1989-90).....	56
6. Patrik Elias (2000-01).....	56
7. Aaron Broten (1986-87).....	53
8. Patrik Elias (2011-12).....	52
9. Four players with.....	51

**POINTS**

1. Patrik Elias (2000-01).....	96
2. Zach Parise (2008-09).....	94
3. Kirk Muller (1987-88).....	94
4. Brian Gionta (2005-06).....	89
5. John MacLean (1988-89).....	87
6. Kirk Muller (1989-90).....	86
7. Scott Gomez (2005-06).....	84
8. Alexander Mogilny (2000-01).....	83
9. Ilya Kovalchuk (2011-12).....	83
10. Aaron Broten (1987-88).....	83

**PENALTY MINUTES**

1. Krzysztof Oliwa (1997-98).....	295
2. Ken Daneyko (1988-89).....	283
3. Ken Daneyko (1990-91).....	249
4. David Maley (1988-89).....	249
5. Randy McKay (1991-92).....	246
6. Randy McKay (1993-94).....	244
7. Krzysztof Oliwa (1998-99).....	240
8. Ken Daneyko (1987-88).....	239
9. Mike Peluso (1993-94).....	238
10. Ken Daneyko (1992-93).....	236

**GAMES PLAYED**

1. Martin Brodeur (2006-07).....	78
2. Martin Brodeur (3 times).....	77

**MINUTES**

1. Martin Brodeur (2006-07).....	4697
2. Martin Brodeur (2007-08).....	4635
3. Martin Brodeur (2003-04).....	4555

**SHUTOUTS**

1. Martin Brodeur (2006-07).....	12
2. Martin Brodeur (2003-04).....	11
3. Martin Brodeur (2 times).....	10

**GAA (26 GPI)**

1. Martin Brodeur (1996-97).....	1.88
2. Martin Brodeur (1997-98).....	1.89
3. <b>CORY SCHNEIDER (2013-14)</b> .....	1.97

**WINS**

1. Martin Brodeur (2006-07).....	48
2. Martin Brodeur (2009-10).....	45
3. Martin Brodeur (2007-08).....	44

**TIES/OT**

1. Martin Brodeur (1996-97).....	13
2. Three players with.....	12

**CATEGORY**

SEASON	GOALS	ASSISTS	POINTS	PIM
1982-83	Tambellini 25	Levo 40	Brotten, A. 55	Vautour 136
1983-84	Bridgman 23	Bridgman 38	Bridgman 61	Verbeek 158
1984-85	Gagne 24	Pichette 40	Bridgman 61	Verbeek 162
1985-86	Adams 35	Adams 42	Adams 77	Cirella 147
1986-87	Verbeek 35	Brotten, A. 53	Brotten, A. 79	Daneyko 183
1987-88	Verbeek 46	Muller 57	Muller 94	Daneyko 239
		Brotten, A. 57		
1988-89	MacLean 42	Kurvers 50	MacLean 87	Daneyko 283
1989-90	MacLean 41	Muller 56	Muller 86	Daneyko 219
1990-91	MacLean 45	Muller 51	MacLean 78	Daneyko 249
1991-92	Lemieux 41	Stevens 42	Lemieux 68	McKay 246
		Todd 42		
1992-93	Richer 38	Lemieux 51	Lemieux 81	Daneyko 236
1993-94	MacLean 37	Stevens 60	Stevens 78	McKay 244
1994-95	Richer 23	Brotten, N. 20	Richer 39	Peluso 167
		Stevens 20		
1995-96	Thomas 26	Thomas 35	Thomas 61	Peluso 146
1996-97	Guerin 29	Holik 39	Holik 62	Odelein 110
	MacLean 29			
1997-98	Holik 29	Niedermayer 43	Holik 65	Oliwa 295
1998-99	Sykora 29	Sykora 43	Sykora 72	Oliwa 240
1999-00	Elias 35	Gomez 51	Elias 72	Oliwa 184
2000-01	Mogilny 43	Elias 56	Elias 96	White 155
2001-02	Elias 29	Rafalski 40	Elias 61	White 133
2002-03	Elias 28	Gomez 42	Elias 57	Stevenson 115
2003-04	Elias 38	Gomez 56	Elias 81	White 96
2005-06	Gionta 48	Gomez 51	Gionta 89	Janssen 91
				White 91
2006-07	Parise 31	Elias 48	Elias 69	Janssen 114
2007-08	Parise 32	Elias 35	Parise 65	Clarkson 183
2008-09	Parise 45	Parise 49	Parise 94	Clarkson 164
2009-10	Parise 38	Parise 44	Parise 82	Peters 93
2010-11	Kovalchuk 31	Elias 41	Elias 62	Clarkson 116
2011-12	Kovalchuk 37	Elias 52	Kovalchuk 83	Clarkson 138
2012-13	Clarkson 15	Elias 22	Elias 36	Clarkson 78
2013-14	Henrique 25	Jagr 43	Jagr 67	Zidlicky 60
2014-15	Cammalleri 27	Gomez 27	Henrique 43	Tootoo 72
		Henrique 27		
2015-16	Henrique 30	Zajac 28	Palmieri 57	Tootoo 102
	Palmieri 30			

SEASON	PPG	SHG	GAA	WINS
1982-83	Lever 9	Lever 3	Resch 3.98	Resch 15
1983-84	Bridgman 9	McAdam 2	Resch 4.18	Resch 9
1984-85	Brotten, A. 10	Bridgman 3	Low 3.84	Resch 15
1985-86	Adams 10	five with 1	Resch 4.27	Chevrier 11
1986-87	Verbeek 17	Brickley 3	Chevrier 4.32	Chevrier 24
1987-88	Muller 17	Brown 4	Sauve 3.56	Chevrier 18
1988-89	MacLean 14	seven with 1	Burke 3.84	Burke 22
1989-90	MacLean 10	MacLean 3	Terreri 3.41	Burke 22
		Brown 3		
1990-91	MacLean 19	three with 2	Terreri 2.91	Terreri 24
1991-92	Lemieux 13	Chorske 3	Billington 3.04	Terreri 22
1992-93	Lemieux 13	Pellerin 2	Terreri 3.39	Billington 21
1993-94	MacLean 8	Richer 3	Brodeur 2.40	Brodeur 27
	Zelepukin 8			
1994-95	Guerin 4	Richer 2	Brodeur 2.45	Brodeur 19
1995-96	Niedermayer 4			
	Sykora 8	Richer 4	Brodeur 2.34	Brodeur 34
	Guerin 8			
1996-97	Guerin 7	Rolston 2	Brodeur 1.88	Brodeur 37
1997-98	Niedermayer 11	Rolston 2	Brodeur 1.89	Brodeur 43
1998-99	Sykora 15	Rolston 5	Brodeur 2.29	Brodeur 39
1999-00	Elias 9	Madden 6	Brodeur 2.24	Brodeur 43
2000-01	Mogilny 12	Madden 3	Brodeur 2.32	Brodeur 42
	McKay 12	Elias 3		
2001-02	Arnott 8	Pandolfo 1	Brodeur 2.15	Brodeur 38
	Elias 8	Elias 1		
2002-03	Elias 6	Madden 2	Brodeur 2.02	Brodeur 41
2003-04	Niedermayer 9	Elias 3	Brodeur 2.03	Brodeur 38
	Elias 9			
2005-06	Gionta 24	three with 1	Brodeur 2.57	Brodeur 43
2006-07	Langenbrunner 12	four with 1	Brodeur 2.18	Brodeur 48
2007-08	Parise 10	Madden 3	Brodeur 2.17	Brodeur 44
2008-09	Parise 14	Gionta 3	Clemmensen 2.39	Clemmensen 25
		Langenbrunner 3		
2009-10	Parise 9	Langenbrunner 2	Brodeur 2.24	Brodeur 45
2010-11	Kovalchuk 9	three with 1	Hedberg 2.38	Brodeur 23
2011-12	Kovalchuk 10	Henrique 4	Hedberg 2.23	Brodeur 31
2012-13	Clarkson 6	Kovalchuk 4	Brodeur 2.22	Brodeur 13
2013-14	Zidlicky 8	Henrique 3	Schneider 1.97	Brodeur 19
2014-15	Cammalleri 9	Josefson 3	Schneider 2.26	Schneider 26
2015-16	Palmieri 11	Zajac 2	Schneider 2.15	Schneider 27
		Henrique 2		

**PRESIDENTS**

Bob Butera ..... Apr. 15, 1983 - Apr. 24, 1987  
 Lou Lamoriello..... Apr. 30, 1987 - July 23, 2015

**EXECUTIVE VICE PRESIDENTS**

Max McNab ..... Sept. 10, 1987 - Oct. 25, 1994  
 David Conte..... 2006-07 through July 9, 2015  
 Ray Shero ..... May 4, 2015 -

**GENERAL MANAGERS**

Billy MacMillan ..... 1982-83 through Nov. 22, 1983  
 Max McNab ..... Nov. 22, 1983 - Sept. 10, 1987  
 Lou Lamoriello..... Sept. 10, 1987 - May 4, 2015  
 Ray Shero..... May 4, 2015 -

**ASSISTANT GENERAL MANAGER**

Tom Fitzgerald..... July 24, 2015 -

**HEAD COACHES**

Billy MacMillan ..... 1982-83 through Nov. 22, 1983  
 Tom McVie ..... Nov. 22, 1983 - May 31, 1984  
 Doug Carpenter..... May 31, 1984 - Jan. 26, 1988  
 Jim Schoenfeld..... Jan. 26, 1988 - Nov. 6, 1989  
 John Cunniff..... Nov. 6, 1989 - Mar. 4, 1991  
 Tom McVie ..... Mar. 4, 1991 - June 5, 1992  
 Herb Brooks ..... June 5, 1992 - May 31, 1993  
 Jacques Lemaire ..... June 28, 1993 - May 8, 1998  
 Robbie Ftorek..... May 21, 1998 - Mar. 23, 2000  
 Larry Robinson ..... Mar. 23, 2000 - Jan. 28, 2002  
 Kevin Constantine... Jan. 28, 2002 - June 13, 2002  
 Pat Burns..... June 13, 2002 - July 8, 2005  
 Larry Robinson ..... July 14, 2005 - Dec. 19, 2005  
 Lou Lamoriello..... Dec. 19, 2005 - May 14, 2006  
 Claude Julien ..... June 13, 2006 - Apr. 2, 2007  
 Lou Lamoriello..... Apr. 2, 2007 - May 5, 2007  
 Brent Sutter ..... July 13, 2007 - June 6, 2009  
 Jacques Lemaire ..... July 13, 2009 - Apr. 26, 2010  
 John MacLean..... June 17, 2010 - Dec. 23, 2010  
 Jacques Lemaire ..... Dec. 23, 2010 - Apr. 10, 2011  
 Peter DeBoer ..... July 19, 2011 - Dec. 26, 2014  
 A. Oates/S. Stevens.... Dec. 27, 2014 through 2014-15  
 John Hynes..... June 2, 2015 -

**ASSISTANT COACHES**

Marshall Johnston... 1982-83 through Nov. 22, 1983  
 Lou Vairo ..... May 31, 1984 - May 6, 1986  
 Ron Smith ..... Aug. 6, 1986 - Jan. 26, 1988  
 Bob Hoffmeyer ..... Sept. 17, 1986 - May 25, 1989  
 Doug McKay..... Feb. 4, 1988 - May 25, 1989  
 John Cunniff..... May 31, 1989 - Nov. 6, 1989  
 Tim Burke ..... Nov. 7, 1989 - Mar. 4, 1991  
 Doug Sullivan ..... Aug. 29, 1990 - June 28, 1993  
 Robbie Ftorek..... July 9, 1991 - July 31, 1992  
 Dave Farrish ..... July 31, 1992 - June 28, 1993  
 Larry Robinson ..... June 30, 1993 - July 26, 1995  
 Dennis Gendron ..... Sept. 1, 1994 - May 14, 1996  
 Chris Nilan ..... Aug. 3, 1995 - May 14, 1996  
 Robbie Ftorek..... May 14, 1996 - May 21, 1998  
 Viacheslav Fetisov... July 28, 1998 - Jan. 28, 2002  
 Larry Robinson ..... May 26, 1999 - Mar. 23, 2000  
 Bob Carpenter..... Mar. 24, 2000 - June 10, 2000  
 Kurt Kleinendorst.... Aug. 22, 2000 - June 9, 2001  
 Jay Leach ..... Aug. 3, 2001 - Jan. 28, 2002

**ASSISTANT COACHES (cont.)**

John Cunniff..... Jan. 28, 2002 - Apr. 27, 2002  
 Kurt Kleinendorst.... Jan. 28, 2002 - Apr. 27, 2002  
 Larry Robinson ..... Feb. 25, 2002 - Apr. 27, 2002  
 Bob Carpenter..... July 11, 2002 - Sept. 1, 2005  
 John MacLean..... Sept. 29, 2002 - July 13, 2009  
 Jacques Laperriere ... Aug. 5, 2003 - July 25, 2007  
 Larry Robinson ..... July 25, 2007 - July 22, 2008  
 Tommy Albelin..... July 25, 2007 through 2009-10  
 Mario Tremblay..... July 13, 2009 through 2009-10  
 Scott Stevens ..... 2009-10  
 Larry Robinson ..... June 17, 2010 through 2011-12  
 Adam Oates..... June 29, 2010 - June 26, 2012  
 Dave Barr..... July 29, 2011 - Dec. 27, 2014  
 Scott Stevens ..... July 17, 2012 through 2013-14  
 Matt Shaw ..... July 17, 2012 through 2012-13  
 Mike Foligno..... July 19, 2013 through 2014-15  
 Tommy Albelin..... 2014-15  
 Geoff Ward ..... June 17, 2015 -  
 Alain Nasreddine ..... June 17, 2015 -  
 Ryane Clowe ..... July 12, 2016 -

**GOALTENDING COACHES**

Bob Bellemore..... Oct. 5, 1987 - Aug. 20, 1990  
 Warren Strelow..... Aug. 20, 1990 - June 28, 1993  
 Jacques Caron ..... Aug. 9, 1993 through 2015-2016  
 Chris Terreri..... 2009-10 through

**DEVELOPMENT/SKILLS COACH**

Pertti Hasanen ..... Aug. 6, 2015 -

**DEVELOPMENT COACHES**

Patrick Rissmiller..... Aug. 26, 2015 -  
 Eric Weinrich ..... Sept. 20, 2015 -

**GOALTENDING DEVELOPMENT COACH**

Scott Clemmensen .. June 30, 2015 -

**SPECIAL ASSIGNMENT COACHES/CONSULTANTS**

Larry Robinson ..... Aug. 22, 2002 - July 14, 2005  
 Larry Robinson ..... Dec. 19, 2005 - May 14, 2006  
 Larry Robinson ..... July 22, 2008 - June 17, 2010  
 Chris Terreri..... 2008-09 through July 13, 2009  
 Pat Burns..... 2008-09 through 2010  
 Scott Stevens ..... 2008-09 through July 17, 2012  
 Jacques Lemaire ..... 2010-11 through Dec. 23, 2010  
 Jacques Caron ..... 2010-11 through 2015-2016  
 Jacques Lemaire ..... 2011-12 through 2014-15  
 Jacques Laperriere.. 2008-09 through

**TEAM CAPTAINS**

Don Lever ..... 1982-83 through Jan. 9, 1984  
 Mel Bridgman ..... Jan. 9, 1984 - Mar. 9, 1987  
 Kirk Muller ..... June 18, 1987 - Sept. 20, 1991  
 Bruce Driver..... Oct. 5, 1991 - Sept. 24, 1992  
 Scott Stevens..... Sept. 24, 1992 - Sept. 6, 2005  
 Scott Niedermayer .. Jan. 9, 2004 - Aug. 4, 2005  
 Patrik Elias ..... Oct. 5, 2006 through 2006-07  
 Jamie Langenbrunner.. Dec. 5, 2007 - Jan. 7, 2011  
 Zach Parise..... Oct. 5, 2011 through 2011-12  
 Bryce Salvador ..... Jan. 17, 2013 through 2014-15  
 Andy Greene..... October 9, 2015 -

**BILLY MacMILLAN**

SEASON	GMS	W	L	T	PTS	PCT
1982-83	80	17	49	14	48	.300
1983-84	20	2	18	0	4	.100
<b>TOTAL</b>	<b>100</b>	<b>19</b>	<b>67</b>	<b>14</b>	<b>52</b>	<b>.260</b>

**TOM McVIE**

SEASON	GMS	W	L	T	PTS	PCT
1983-84	60	15	38	7	37	.308
1990-91	13	4	5	4	12	.462
Playoffs	7	3	4	-	-	.429
1991-92	80	38	31	11	87	.544
Playoffs	7	3	4	-	-	.429
<b>TOTAL</b>	<b>153</b>	<b>57</b>	<b>74</b>	<b>22</b>	<b>136</b>	<b>.444</b>
<b>PLAYOFFS</b>	<b>14</b>	<b>6</b>	<b>8</b>	<b>-</b>	<b>-</b>	<b>.429</b>

**DOUG CARPENTER**

SEASON	GMS	W	L	T	PTS	PCT
1984-85	80	22	48	10	54	.338
1985-86	80	28	49	3	59	.369
1986-87	80	29	45	6	64	.400
1987-88	50	21	24	5	47	.470
<b>TOTAL</b>	<b>290</b>	<b>100</b>	<b>166</b>	<b>24</b>	<b>224</b>	<b>.386</b>

**JIM SCHOENFELD**

SEASON	GMS	W	L	T	PTS	PCT
1987-88	30	17	12	1	35	.583
Playoffs	20	11	9	-	-	.550
1988-89	80	27	41	12	66	.413
1989-90	14	6	6	2	14	.500
<b>TOTAL</b>	<b>124</b>	<b>50</b>	<b>59</b>	<b>15</b>	<b>115</b>	<b>.464</b>
<b>PLAYOFFS</b>	<b>20</b>	<b>11</b>	<b>9</b>	<b>-</b>	<b>-</b>	<b>.550</b>

**JOHN CUNNIFF**

SEASON	GMS	W	L	T	PTS	PCT
1989-90	66	31	28	7	69	.523
Playoffs	6	2	4	-	-	.333
1990-91	67	28	28	11	67	.500
<b>TOTAL</b>	<b>133</b>	<b>59</b>	<b>56</b>	<b>18</b>	<b>136</b>	<b>.511</b>
<b>PLAYOFFS</b>	<b>6</b>	<b>2</b>	<b>4</b>	<b>-</b>	<b>-</b>	<b>.333</b>

**HERB BROOKS**

SEASON	GMS	W	L	T	PTS	PCT
1992-93	84	40	37	7	87	.518
Playoffs	5	1	4	-	-	.200

**JACQUES LEMAIRE**

SEASON	GMS	W	L	O/T	PTS	PCT
1993-94	84	47	25	12	106	.631
Playoffs	20	11	9	-	-	.550
1994-95	48	22	18	8	52	.542
Playoffs	20	16	4	-	-	.800
1995-96	82	37	33	12	86	.524
1996-97	82	45	23	14	104	.634
Playoffs	10	5	5	-	-	.500
1997-98	82	48	23	11	107	.652
Playoffs	6	2	4	-	-	.333
2009-10	82	48	27	7	103	.585
Playoffs	5	1	4	-	-	.200
2010-11	49	29	17	3	61	.622
<b>TOTAL</b>	<b>509</b>	<b>276</b>	<b>166</b>	<b>67</b>	<b>619</b>	<b>.608</b>
<b>PLAYOFFS</b>	<b>61</b>	<b>35</b>	<b>26</b>	<b>-</b>	<b>-</b>	<b>.574</b>

**ROBBIE FTOREK**

SEASON	GMS	W	L	T	PTS	PCT
1998-99	82	47	24	11	105	.640
Playoffs	7	3	4	-	-	.429
1999-00	74	41	25	8	95	.608
<b>TOTAL</b>	<b>156</b>	<b>88</b>	<b>49</b>	<b>19</b>	<b>200</b>	<b>.625</b>
<b>PLAYOFFS</b>	<b>7</b>	<b>3</b>	<b>4</b>	<b>-</b>	<b>-</b>	<b>.429</b>

**LARRY ROBINSON**

SEASON	GMS	W	L	O/T	PTS	PCT
1999-00	8	4	4	0	8	.500
Playoffs	23	16	7	-	-	.696
2000-01	82	48	22	12	111	.659
Playoffs	25	15	10	-	-	.600
2001-02	51	21	23	7	52	.480
2005-06	32	14	13	5	33	.516
<b>TOTAL</b>	<b>173</b>	<b>87</b>	<b>62</b>	<b>24</b>	<b>204</b>	<b>.572</b>
<b>PLAYOFFS</b>	<b>48</b>	<b>31</b>	<b>17</b>	<b>-</b>	<b>-</b>	<b>.646</b>

**KEVIN CONSTANTINE**

SEASON	GMS	W	L	T	PTS	PCT
2001-02	31	20	9	2	43	.677
Playoffs	6	2	4	-	-	.333

**PAT BURNS**

SEASON	GMS	W	L	T	PTS	PCT
2002-03	82	46	26	10	108	.622
Playoffs	24	16	8	-	-	.667
2003-04	82	43	27	12	100	.598
Playoffs	5	1	4	-	-	.200
<b>TOTAL</b>	<b>164</b>	<b>89</b>	<b>53</b>	<b>22</b>	<b>208</b>	<b>.610</b>
<b>PLAYOFFS</b>	<b>29</b>	<b>17</b>	<b>12</b>	<b>-</b>	<b>-</b>	<b>.586</b>

**LOU LAMORIELLO**

SEASON	GMS	W	L	OT	PTS	PCT
2005-06	50	32	14	4	68	.680
Playoffs	9	5	4	-	-	.556
2006-07	3	2	0	1	5	.833
Playoffs	11	5	6	-	-	.455
<b>TOTAL</b>	<b>53</b>	<b>34</b>	<b>14</b>	<b>5</b>	<b>73</b>	<b>.689</b>
<b>PLAYOFFS</b>	<b>20</b>	<b>10</b>	<b>10</b>	<b>-</b>	<b>-</b>	<b>.500</b>

**CLAUDE JULIEN**

SEASON	GMS	W	L	OT	PTS	PCT
2006-07	79	47	24	8	102	.646

**BRENT SUTTER**

SEASON	GMS	W	L	OT	PTS	PCT
2007-08	82	46	29	7	99	.604
Playoffs	5	1	4	-	-	.200
2008-09	82	51	27	4	106	.646
Playoffs	7	3	4	-	-	.429
<b>TOTAL</b>	<b>164</b>	<b>97</b>	<b>56</b>	<b>11</b>	<b>205</b>	<b>.625</b>
<b>PLAYOFFS</b>	<b>12</b>	<b>4</b>	<b>8</b>	<b>-</b>	<b>-</b>	<b>.333</b>

**JOHN MacLEAN**

SEASON	GMS	W	L	OT	PTS	PCT
2010-11	33	9	22	2	20	.303

**PETER DeBOER**

SEASON	GMS	W	L	OT	PTS	PCT
2011-12	82	48	28	6	102	.622
Playoffs	24	14	10	-	-	.583
2012-13	48	19	19	10	48	.500
2013-14	82	35	29	18	88	.537
2014-15	36	12	17	7	31	.431
<b>TOTAL</b>	<b>248</b>	<b>114</b>	<b>93</b>	<b>41</b>	<b>269</b>	<b>.542</b>
<b>PLAYOFFS</b>	<b>24</b>	<b>14</b>	<b>10</b>	<b>-</b>	<b>-</b>	<b>.583</b>

**ADAM OATES/SCOTT STEVENS**

SEASON	GMS	W	L	OT	PTS	PCT
2014-15	46	20	19	7	47	.511

**JOHN HYNES**

SEASON	GMS	W	L	OT	PTS	PCT
2015-16	82	38	36	8	84	.512

SEASON	GP	W	L	T	PTS	PCT	GF	GA	FINISH
1974-75 (KC)	80	15	54	11	41	.256	184	328	5
1975-76 (KC)	80	12	56	12	36	.225	190	351	5
1976-77 (Col)	80	20	46	14	54	.338	226	307	5
1977-78 (Col)	80	19	40	21	59	.369	257	305	2
1978-79 (Col)	80	15	53	12	42	.263	210	331	4
1979-80 (Col)	80	19	48	13	51	.319	234	308	6
1980-81 (Col)	80	22	45	13	57	.356	258	344	5
1981-82 (Col)	80	18	49	13	49	.306	241	362	5

SEASON	GP	HOME				AWAY				PTS	GF	GA		
		W	L	T	PTS	W	L	T	PTS					
1974-75 (KC)	40	12	20	8	32	111	135	40	3	34	3	9	73	193
1975-76 (KC)	40	8	24	8	24	114	166	40	4	32	4	12	76	185
1976-77 (Col)	40	12	20	8	32	114	143	40	8	26	6	22	112	164
1977-78 (Col)	40	17	14	9	43	139	118	40	2	26	12	16	118	187
1978-79 (Col)	40	8	24	8	24	111	159	40	7	29	4	18	99	172
1979-80 (Col)	40	12	20	8	32	128	144	40	7	28	5	19	106	164
1980-81 (Col)	40	15	16	9	39	141	155	40	7	29	4	18	117	189
1981-82 (Col)	40	14	21	5	33	127	148	40	4	28	8	16	114	214

Totals:	at Kansas City	at Colorado	on road	G	W	L	T	PTS	GF	GA
				80	20	44	16	56	225	301
240	78	115	47	203	760	867				
320	42	232	46	130	815	1468				

YEAR	POWER PLAY:		PENALTY KILLING:		PENALTY MINUTES:		SHORTHANDED GOALS:	
	PPG-ADV	PCT	PPGA-TS	PCT	MINUTES	AVG	FOR	AGAINST
1974-75	57-351	16.2	53-233	77.3	744	9.6	6	6
1975-76	46-352	13.1	80-295	72.9	984	12.3	2	17
1976-77	44-274	16.1	61-247	75.3	978	12.2	9	7
1977-78	63-279	22.6	53-237	77.6	818	10.2	5	7
1978-79	60-267	22.5	53-233	77.7	838	10.5	8	4
1979-80	53-304	17.4	70-286	75.5	1020	12.8	6	3
1980-81	76-373	20.4	63-268	76.5	1418	17.7	5	8
1981-82	46-305	15.1	78-294	73.5	1138	14.2	4	15

## COACHING RECORDS

COACH	YEARS(S)	G	W	L	T	PTS	PCT
Bep Guidolin	1974-75, 75-76	125	26	84	15	67	.268
Sid Abel	1975-76	3	0	3	0	0	.000
Eddie Bush	1975-76	32	1	23	8	10	.156
John Wilson	1976-77	80	20	46	14	54	.338
Pat Kelly	1977-78, 78-79	101	22	54	25	69	.342
Aldo Guidolin	1978-79	59	12	39	8	32	.271
Don Cherry	1979-80	80	19	48	13	51	.319
Billy MacMillan	1980-81	80	22	45	13	57	.356
Bert Marshall	1981-82	24	3	17	4	10	.208
Marshall Johnston	1981-82	56	15	32	9	39	.348

## DEVILS' RECORD VS. EXPANSION TEAMS

Season	Team	First Game	Score	First Season	W-L-O/T
1991-92	San Jose	Oct. 26	W 9-0	2-1-0	19-11-4
1992-93	Ottawa	Nov. 25	L 1-3	2-1-0	52-26-9
1992-93	Tampa Bay	Dec. 18	W 2-0	2-0-0	54-26-11
1993-94	Anaheim	Oct. 20	W 4-0	2-0-0	16-12-2
1993-94	Florida	Oct. 23	W 2-1	3-0-2	52-27-10
1998-99	Nashville	Jan. 30	Lo 2-3	1-1-0	13-7-3
1999-00	Atl./Wpg.	Oct. 2	W 4-1	4-0-0	32-17-8
2000-01	Columbus	Dec. 27	To 2-2	1-0-1	12-9-4
2000-01	Minnesota	Jan. 21	W 4-2	2-0-0	11-5-2
<b>Total</b>			<b>6-2-1</b>	<b>19-3-3</b>	<b>261-140-53</b>



Games in which score was tied after goaltender was pulled for extra attacker:

NO.	DATE	SCORER	TIME	FINAL SCORE
1.	2/21/83	Paul Cyr, Buffalo	19:50	Buffalo 5 at DEVILS 4
2.	3/10/84	Rob Ramage, St. Louis	19:17	DEVILS 5 at St. Louis 6 (OT)
3.	3/07/85	Dave Pichette, Devils	19:20	
4.		Pat Verbeek, Devils	19:51	NY Islanders 4 at DEVILS 4 (OT)
5.	4/06/85	John Tonelli, NY Islanders	19:12	DEVILS 5 at NY Islanders 5 (OT)
6.	10/31/85	Doug Sullivan, Devils	19:32	Detroit 2 at DEVILS 2 (OT)
7.	11/02/85	Tim Higgins, Devils	19:28	NY Rangers 5 at DEVILS 6 (OT)
8.	1/22/86	Aaron Broten, Devils	19:11	DEVILS 6 at Calgary 6 (OT)
9.	3/01/87	Bruce Driver, Devils	19:54	DEVILS 5 at Hartford 5 (OT)
10.	3/14/87	Mikko Makela, NY Islanders (PP)	19:49	DEVILS 6 at NY Islanders 7 (OT)
11.	10/17/87	Pat Verbeek, Devils	19:20	DEVILS 3 at Hartford 4 (OT)
12.	1/21/88	Brendan Shanahan, Devils	19:47	Detroit 3 at DEVILS 2 (OT)
13.	12/21/88	Jim Korn, Devils	18:57	DEVILS 5 at Winnipeg 5 (OT)
14.	2/17/89	Laurie Boschman, Winnipeg	19:27	DEVILS 2 at Winnipeg 3 (OT)
15.	11/28/89	Pat LaFontaine, NY Islanders	19:37	NY Islanders 2 at DEVILS 3 (OT)
16.	12/26/89	Kirk Muller, Devils	19:35	DEVILS 4 at NY Rangers 4 (OT)
17.	1/24/90	Michal Pivonka, Washington (SH)	19:22	Washington 2 at DEVILS 3
18.	2/06/90	Patrik Sundstrom, Devils (PP)	19:57	Edmonton 2 at DEVILS 2 (OT)
19.	2/19/90	Kirk Muller, Devils (PP)	19:53	DEVILS 3 at NY Rangers 4 (OT)
20.	2/25/90	Gary Nylund, NY Islanders	19:10	DEVILS 3 at NY Islanders 3 (OT)
21.	4/01/90	Bruce Driver, Devils	19:34	DEVILS 3 at Boston 3 (OT)
22.	10/04/90	Brendan Shanahan, Devils	19:45	Detroit 3 at DEVILS 3 (OT)
23.	11/28/90	Pick Tocchet, Philadelphia	19:45	Philadelphia 5 at DEVILS 3 (OT)
24.	3/06/91	Brendan Shanahan, Devils	19:51	DEVILS 3 at Buffalo 3 (OT)
25.	3/21/91	John MacLean, Devils	19:32	DEVILS 2 at Chicago 2 (OT)
26.	11/20/91	Peter Bondra, Washington	19:43	Washington 5 at DEVILS 6 (OT)
27.	12/13/91	Scott Stevens, Devils	18:44	Pittsburgh 4 at DEVILS 3
28.	12/26/91	Derek King, NY Islanders	19:59	DEVILS 5 at NY Islanders 5 (OT)
29.	2/18/92	Kevin Dineen, Philadelphia	19:55	Philadelphia 3 at DEVILS 4 (OT)
30.	2/20/92	Claude Lemieux, Devils	19:24	DEVILS 4 at Chicago 4 (OT)
31.	3/21/92	Stephane Richer, Devils	19:09	NY Islanders 2 at DEVILS 2 (OT)
32.	10/22/92	Dirk Graham, Chicago	19:21	DEVILS 6 at Chicago 5 (OT)
33.	4/14/93	Joe Mullen, Pittsburgh	18:54	Pittsburgh 6 at DEVILS 6 (OT)
34.	4/04/95	Stephane Richer, Devils	19:47	Tampa Bay 1 at DEVILS 1 (OT)
35.	11/02/95	Kevin Miller, San Jose	19:51	DEVILS 3 at San Jose 3 (OT)
36.	1/10/97	Tony Amonte, Chicago	19:40	Chicago 3 at DEVILS 3 (OT)
37.	1/05/98	Joe Nieuwendyk, Dallas	19:24	Dallas 4 at DEVILS 3 (OT)
38.	1/03/00	Vaclav Prospal, Ottawa	19:59	DEVILS 4 at Ottawa 3 (OT)
39.	11/01/00	Paul Ranheim, Philadelphia	18:34	Philadelphia 1 at DEVILS 1 (OT)
40.	12/27/00	Jason Arnott, Devils (PP)	18:51	Columbus 2 at DEVILS 2 (OT)
41.	11/09/01	Patrik Elias, Devils	19:14	Toronto 2 at DEVILS 3 (OT)
42.	11/15/01	Bobby Holik, Devils	19:32	DEVILS 4 at Boston 5 (OT)
43.	2/07/02	Ray Ferraro, Atlanta	19:58	Atlanta 3 at DEVILS 3 (OT)
44.	1/22/03	Joe Nieuwendyk, Devils	19:47	DEVILS 5 at San Jose 4 (OT)
45.	3/01/03	Jamie Langenbrunner, Devils	19:27	Washington 1 at DEVILS 2 (OT)
46.	10/16/03	Sergei Brylin, Devils	19:58	Toronto 2 at DEVILS 2 (OT)
47.	11/21/03	Dick Tarnstrom, Pittsburgh (PP)	19:33	Pittsburgh 1 at DEVILS 2 (OT)
48.	3/05/04	Vincent Lecavalier, Tampa Bay	19:50	DEVILS 2 at Tampa Bay 3 (OT)
49.	3/10/06	Dainius Zubrus, Washington (PP)	19:26	DEVILS 4 at Washington 3 (SO)
50.	3/23/06	Brian Gionta, Devils (PP)	18:58	DEVILS 5 at Atlanta 6 (OT)
51.	3/28/06	Dany Heatley, Ottawa	19:29	DEVILS 3 at Ottawa 2 (SO)
52.	4/02/06	Patrik Elias, Devils (PP)	19:40	DEVILS 3 at Pittsburgh 2 (OT)
53.	4/11/06	Eric Staal, Carolina (SH)	19:14	DEVILS 4 at Carolina 3 (OT)
54.	10/12/06	Brian Gionta, Devils	19:22	Toronto 6 at DEVILS 7 (SO)
55.	10/19/06	Brian Gionta, Devils	19:48	Nashville 4 at DEVILS 3 (SO)
56.	1/13/07	Miroslav Satan, NY Islanders (PP)	19:58	DEVILS 2 at NY Islanders 1 (OT)
57.	1/20/07	Brian Gionta, Devils	19:39	Philadelphia 3 at DEVILS 4 (SO)
58.	2/01/07	Zach Parise, Devils	19:28	DEVILS 6 at Philadelphia 5 (OT)
59.	3/02/07	Sergei Brylin, Devils (PP)	18:51	Toronto 4 at DEVILS 3 (SO)
60.	4/08/07	John Madden, Devils	19:59	NY Islanders 3 at DEVILS 2 (SO)
61.	1/12/08	David Clarkson, Devils	18:53	DEVILS 3 at Buffalo 2 (SO)
62.	2/15/08	Marian Hossa, Atlanta	19:41	Atlanta 4 at DEVILS 3 (SO)
63.	11/15/08	Alexander Ovechkin, Washington	19:59	Washington 5 at DEVILS 6 (SO)
64.	11/26/08	David Booth, Florida	19:52	DEVILS 3 at Florida 2 (OT)
65.	1/30/09	Jamie Langenbrunner, Devils	19:29	Penguins 3 at DEVILS 4 (OT)
66.	4/09/09	Dany Heatley, Ottawa	19:40	DEVILS 3 at Ottawa 2 (SO)
67.	10/08/09	Travis Zajac, Devils	19:59	DEVILS 4 at Tampa Bay 3 (SO)
68.	2/05/10	Travis Zajac, Devils (PP)	19:16	Toronto 3 at DEVILS 4 (OT)
69.	3/25/10	Chris Drury, NY Rangers	19:43	NY Rangers 4 at DEVILS 3 (SO)
70.	4/02/10	Kris Versteeg, Chicago	19:34	Chicago 2 at DEVILS 1 (SO)
71.	10/21/11	Joe Pavelski, San Jose	19:27	San Jose 4 at DEVILS 3 (SO)
72.	12/08/11	Jesse Winchester, Ottawa (SH)	19:55	Ottawa 4 at DEVILS 5 (SO)
73.	1/31/12	David Clarkson, Devils	19:12	NY Rangers 3 at DEVILS 4 (SO)
74.	2/21/12	Phil Kessel, Toronto	19:16	DEVILS 4 at Toronto 3 (OT)
75.	3/07/13	Patrik Elias, Devils	18:54	Buffalo 2 at DEVILS 3 (SO)
76.	3/29/13	Alexander Killorn, Tampa Bay	19:44	DEVILS 4 at Tampa Bay 5 (SO)
77.	3/30/13	Shawn Matthias, Florida	19:33	DEVILS 2 at Florida 3 (OT)
78.	10/07/13	Patrik Elias, Devils (SH)	19:06	DEVILS 4 at Edmonton 5 (SO)
79.	11/20/13	Jaromir Jagr, Devils	18:59	DEVILS 4 at Anaheim 3 (OT)
80.	12/04/13	David Desharnais, Montreal	19:23	Montreal 4 at DEVILS 3 (SO)
81.	12/07/13	Chris Kreider, NY Rangers (PP)	19:38	DEVILS 4 at NY Rangers 3 (OT)
82.	1/07/14	Michael Ryder, Devils (SH)	19:30	Philadelphia 4 at DEVILS 3 (OT)
83.	1/30/14	Tyler Seguin, Dallas	19:08	DEVILS 3 at Dallas 2 (OT)
84.	1/31/14	David Legwand, Nashville	19:49	DEVILS 2 at Nashville 3 (OT)
85.	2/03/14	P.A. Parenteau, Colorado	18:13	Colorado 2 at DEVILS 1 (OT)
86.	11/22/14	Curtis Glencross, Calgary	19:55	DEVILS 4 at Calgary 5 (SO)
87.	12/19/14	Nikita Kucherov, Tampa Bay	19:19	Tampa Bay 2 at DEVILS 3 (SO)
88.	3/26/15	Steve Bernier, Devils	19:30	DEVILS 2 at Washington 3 (OT)
89.	10/20/15	Mikkel Boedker, Arizona	19:09	Arizona 2 at DEVILS 3 (OT)
90.	10/22/15	Lee Stempniak, Devils	19:28	DEVILS 5 at Ottawa 4 (OT)
91.	11/28/15	Diego Palmieri, Devils	19:38	DEVILS 3 at Montreal 2 (OT)
92.	12/04/15	Michael Cammalleri, Devils (PP)	19:00	Philadelphia 4 at DEVILS 3 (OT)
93.	2/04/16	Tyler Bozak, Toronto	17:54	DEVILS 2 at Toronto 3 (SO)
94.	3/03/16	Adam Henrique, Devils	19:20	DEVILS 5 at Nashville 4 (OT)

Devils have tied the score 48 times, opponents 46 times, when pulling the goaltender.

**1982: 5/27:** John McMullen, John Whitehead and Brendan Byrne purchase Colorado Rockies and receive NHL approval to shift franchise to New Jersey Meadowlands...**6/30:** New Jersey franchise officially christened as "Devils" in fan balloting...**9/21:** Devils' debut at Meadowlands concludes in 3-2 pre-season defeat to Rangers...**10/5:** Opening night. Devils tie Penguins 3-3 in NHL, Meadowlands' debut. Don Lever scores first Devils' goal...**10/8:** Devils gain first victory before capacity 19,023 at Meadowlands, downing Rangers 3-2. **1983: 7/5:** Devils purchase AHL Maine Mariners for top development farm team. **1984: 1/31:** Glenn Resch is winning goaltender and Joe Cirella scores goal as Wales Conference defeats Campbell's, 7-6, in 36th NHL All-Star Game, played at Meadowlands Arena before capacity crowd of 18,939. **1987: 1/22:** Blizzard creates "334 Club." Devils defeat Calgary, 7-5, at Meadowlands before 334 fans who brave 15 inches of snow. Match is delayed 106 minutes as only 13 Devils' players arrive by scheduled game time. Contest ended at 11:44 P.M....**4/23:** Devils shift AHL Maine Mariners to Utica, NY...**4/30:** Lou Lamoriello, former head coach and athletic director at Providence College is named new Devils' president. **1988: 4/3:** Biggest game to date in franchise history is decided when John MacLean scores at 2:21 of OT to propel Devils to 4-3 win at Chicago, clinching first playoff spot...**4/22:** Patrik Sundstrom sets NHL playoff record (since tied) with eight points (3g-5a), as Devils drop Caps 10-4...**4/30:** Devils down Caps 3-2 in game seven to take Patrick Division Playoff crown...**5/6:** More fireworks after this game than during, as Bruins drop Devils 6-1 in game three of Wales Conference Championship and Schoenfeld/Koharski incident ensues...**5/8:** Devils even series at two with 3-1 win following 66-minute delay as amateur officials work the match in the wake of Schoenfeld suspension, no formal hearing or appeal for same, restraining order vs. NHL and referee walkout. **1989: 6/26:** Ending 18 months of rumor and speculation, the Devils announce the signings of Soviet defensemen Viacheslav Fetisov and Sergei Starikov. **1992: 1/10:** Devils name Sherry Ross new radio commentator...**1/29:** Devils announce that the club will modify its uniform design for the 1992-93 season. **1993: 5/5:** Devils announce they have established a new, three-year working agreement with the AHL's Capital District franchise. The team will be known as the Albany River Rats and will play their home games at Knickerbocker Arena...**12/28:** With game-winning goal vs. Hartford, John MacLean surpasses Kirk Muller as the Devils' all-time leading scorer with 521 points. **1994: 4/27:** Devils play sixth longest game in league history at the time in 1-0 loss at Buffalo. Game is decided when Dave Hannan scores the GWG at 5:43 of the fourth OT...**5/27:** One of the best seasons in club history comes to an end with 2-1 double OT loss to NY Rangers in deciding game of Eastern Conference Finals. Valeri Zelepukin sent the game into OT by scoring goal with 7.7 seconds remaining in the third period...**10/25:** Executive VP Max McNab retires after spending nearly 50 years in hockey. **1995: 6/13:** Devils defeat the Philadelphia Flyers in game six of conference finals (4-2) to advance to the Stanley Cup Finals for the first time in franchise history...**6/24:** Devils become Stanley Cup Champions by sweeping the Detroit Red Wings in four straight...**6/28:** Devils and their fans celebrate the Stanley Cup victory at an outdoor Meadowlands' celebration...**10/7:** Devils open 1995-96 season by unveiling the Stanley Cup and raising the championship banner in a pre-game ceremony...**11/7:** The Devils and the New Jersey Sports and Exposition Authority announce that they have finalized the documents of the Devils' lease that will make the Meadowlands Arena the Devils' home for the next 12 seasons. **1996: 1/6:** Devils play first-ever game in newly-renamed Continental Airlines Arena. **1997: 4/17:** Martin Brodeur becomes the second goalie in NHL history to record a goal (19:15 of 3rd period) in post-season play during Devils' 5-2 win in game one of East. Conf. Quarterfinals vs. Montreal. **1998: 11/18:** Former Devil Peter Stastny, who appeared in 217 regular-season games for New Jersey, is inducted into the Hockey Hall of Fame...**12/8:** Ken Daneyko becomes Devils' all-time games-played leader by appearing in his 935th contest. **1999: 1/4:** NHL determines St. Louis Blues tampered by negotiating the terms of a free agent offer sheet with Scott Stevens prior to July 1, 1994, the expiration date of his then-current contract...**10/29:** In 4-2 win at Carolina, Ken Daneyko becomes the first player to appear in 1,000 games in a Devils' sweater. **2000: 2/15:** Goaltender Martin Brodeur is credited with his second career goal (first regular-season) as the last player to touch the puck on a delayed penalty. His tally is the first game-winner by a netminder in NHL history...**3/16:** The Devils and Puck Holdings, an entity affiliated with the YankeeNets organization, announce they have signed a definitive agreement for the transfer of the franchise to Puck Holdings...**5/26:** Patrik Elias' late third period goal gives Devils 2-1 win over Flyers and Eastern Conf. Championship. New Jersey becomes the first team to erase a 3-1 deficit in a best-of-seven conference championship series...**6/10:** Jason Arnett's goal at 28:20 of OT gives Devils their second Stanley Cup Championship in six years...**6/14:** Devils celebrate championship with their fans at Continental Airlines Arena...**10/6:** The Devils raise their Stanley Cup Championship banner in opening night ceremony. The team honors founder Dr. John J. McMullen, who brought professional hockey to New Jersey in 1982. **2001: 11/12:** Devils' Assistant Coach Viacheslav Fetisov is one of five former players inducted into the Hockey Hall of Fame. **2002: 5/10:** Devils mourn the loss of John Cunniff who lost his battle with cancer. **2003: 2/5:** Scott Niedermayer becomes the franchise's all-time scoring leader among defensemen with an assist in a 4-1 win at Washington...**6/9:** The Devils defeat the Mighty Ducks of Anaheim four games to three following a 3-0 victory in game seven of the Stanley Cup Finals to capture their third championship in nine years. New Jersey establishes an NHL record with their 12th post-season win on home ice, while Martin Brodeur sets an NHL record with his seventh shutout of the playoffs...**6/14:** The club held its Stanley Cup Championship celebration for their fans adjacent to the Continental Airlines Arena...**7/11:** Defenseman Ken Daneyko, one of just five members of all three New Jersey Stanley Cup Championship teams, retired as an active player...**10/16:** Devils raise their third Stanley Cup Championship banner in opening-night ceremony...**11/26:** During a 3-3 OT tie at Anaheim, Scott Stevens passes his former Capitals' teammate Larry Murphy for most appearances (1,616) by a defenseman in NHL history (since surpassed). **2004: 2/5:** The Devils enter into a new multi-year agreement with SportsRadio 66 WFAN to broadcast its games...**2/27:** Pat Burns becomes just the 11th individual in history to reach the 1,000 games-coached mark. He is honored by the Devils and NHL just prior to that evening's game vs. Atlanta...**3/16:** Devils/FSNY broadcaster Mike Emrick is presented with the Lester Patrick Award for service to U.S. hockey...**3/30:** In 5-0 victory vs. NY Rangers, Pat Burns becomes just the ninth coach in NHL history to reach the 500-win

mark...**6/22:** NHL Board of Governors approves Jeff Vanderbeek as the team's principal owner...**11/8:** The Devils and MSG Networks announce the signing of a new rights agreement in which FSNY will continue to broadcast the team's games through the 2023-24 season. **2005: 2/2:** The Devils and the city of Newark formally sign an agreement to build a new state-of-the-art arena in the state's largest city...**7/8:** Devils announce that due to medical reasons, Pat Burns will not return as head coach...**9/6:** Defenseman Scott Stevens announces his retirement as an active player...**9/16:** The Devils mourn the loss of Dr. John J. McMullen, who owned the team from 1982-2000...**10/3:** The Devils and the city of Newark break ground on the team's new 17,500-seat arena. **2006: 2/3:** The Devils honor former Captain Scott Stevens by retiring his no. 4 jersey in pre-game ceremony. He is the first player in franchise history to have his sweater raised to the arena rafters...**3/24:** Former defenseman Ken Daneyko's no. 3 is retired before the evening's Devils/Bruins contest...**4/18:** In a 4-3 victory at Montreal, the Devils complete the largest come-from-behind division championship win in NHL history. The team trailed first place Philadelphia by 19 points on January 6. The decision extended New Jersey's winning streak to an NHL-record 11 games to close out the regular-season schedule...**5/16:** The AHL Board of Governors approves the Devils' purchase of the Lowell franchise; team to be named the Lowell Devils...**9/21:** New Jersey purchases a majority interest in the ECHL franchise in Trenton, NJ. **2007: 1/8:** The Devils' new home in Newark, NJ is officially named "Prudential Center"...**4/5:** Martin Brodeur establishes an NHL single-season record with his 48th victory of the season, 3-2, at Philadelphia...**10/25:** Ribbon-cutting ceremony takes place at Prudential Center's Verizon Tower. Among those in attendance are New Jersey Governor Jon S. Corzine, Newark Mayor Cory A. Booker, Devils' Chairman/Managing Partner Jeff Vanderbeek, President/CEO/General Manager Lou Lamoriello, and Prudential Chairman Art Ryan...**10/27:** The Devils open Newark's Prudential Center against the Ottawa Senators. Brian Gionta scores the team's first goal in its new home...**10/31:** New Jersey defeats Tampa Bay, 6-1, for its first victory at Prudential Center...**11/12:** Defenseman Scott Stevens, who captained the Devils to three Stanley Cup Championships, is inducted into the Hockey Hall of Fame. **2008: 9/11:** The Devils' practice facility is formally introduced as "AmeriHealth Pavilion at Prudential Center"...**10/18:** With two assists in a 4-3 shootout win at Washington, Patrik Elias reached/surpassed Scott Niedermayer's previous franchise mark of 411...**11/10:** Devils/MSG Plus broadcaster Mike Emrick receives the Foster Hewitt Memorial Award for outstanding contributions as a hockey broadcaster. Former Devils' center Igor Larionov is inducted into the Hockey Hall of Fame. **2009: 3/14:** In his hometown of Montreal, Que., Martin Brodeur tied Patrick Roy's NHL record of 551 career regular-season victories. With 1g-1a-2pts, Patrik Elias tied John MacLean's franchise record of 701 career points...**3/17:** In the Devils' 3-2 win vs. the Blackhawks, Martin Brodeur established a new NHL record with 552 career regular-season wins. Patrik Elias recorded an assist, passing John MacLean as New Jersey's all-time leading scorer...**6/18:** For his record-setting accomplishments during the 2008-09 season, Martin Brodeur is honored at the New Jersey Statehouse by the state assembly and senate...**11/9:** Devils' President/CEO/General Manager Lou Lamoriello is inducted into the Hockey Hall of Fame in the Builder Category...**11/25:** Devils' radio broadcaster Sherry Ross became the first woman to provide play-by-play for a full 60-minute NHL game in English, when the team hosted the Ottawa Senators...**12/18:** Martin Brodeur surpassed Patrick Roy's league record for most games played (1,029) among goaltenders in history...**12/21:** Martin Brodeur stopped all 35 shots he faced, while establishing a new NHL record with 104 career shutouts. **2010: 3/17:** New Jersey wears its classic red, green and white uniforms for the first time since 1991-92...**3/22:** Sherry Ross, who earlier in the season became the first woman to provide play-by-play of an NHL game, was honored for her accomplishment at the New Jersey Statehouse in Trenton...**6/10:** The Devils shift their AHL operations to Albany, NY after four seasons in Lowell, MA...**11/19:** The Devils and the rest of the hockey world mourn the loss of former Head Coach Pat Burns, who passed away after a courageous bout with cancer at Maison Aube-Lumiere in Sherbrooke, Que. **2011: 3/12:** At 32-32-4 overall, New Jersey established a league record by reaching the NHL-500 mark after being 19 games under on January 8...**4/12:** The Devils win the NHL Draft lottery, moving up from the no. 8 position to the no. 4 position...**11/14:** Former Devils' forwards Doug Gilmour and Joe Nieuwendyk are among four players inducted into the Hockey Hall of Fame...**12/16:** The Devils retire no. 27 in honor of former defenseman Scott Niedermayer in a pre-game ceremony...**12/17:** Patrik Elias scored two goals to equal/surpass John MacLean (347) as the all-time leader in franchise history. **2012: 10/15:** Lou Lamoriello is among three individuals inducted into the U.S. Hockey Hall of Fame...**11/12:** Former Devils' Assistant Coach Adam Oates among four individuals inducted into the Hockey Hall of Fame. **2013: 1/22:** Devils open 48-game season with 2-1 win at Long Island following four-month work stoppage...**3/16:** Long-time Goaltending Coach Jacques Caron honored prior to game vs. Montreal...**3/23:** Martin Brodeur wins 100th game at Prudential Center, becoming first goalie with 100 wins in two buildings...**6/30:** Devils, Prudential Center and city of Newark host the 2013 NHL Entry Draft...**8/15:** A partnership controlled by David Blitzer and Joshua Harris completes its purchase of the Devils from Jeff Vanderbeek...**11/11:** Former Devils Scott Niedermayer and Brendan Shanahan are among five individuals inducted into the Hockey Hall of Fame. **2014: 3/6:** The NHL announces that it has modified its decision from the July, 2010 Ilya Kovalchuk signing, giving the team the 30th overall selection in the 2014 Entry Draft...**4/13:** Devils/MSG Networks' Glenn "Chico" Resch broadcasts his last game after 18 seasons in the team's TV booth...**11/17:** Former Devils' Head Coach Pat Burns is posthumously inducted into the Hockey Hall of Fame...**12/4:** Former Devils' defenseman Brian Rafalski and Assistant Coach Lou Vairo are inducted into the U.S. Hockey Hall of Fame...**10/24:** The Devils' organization honors Glenn "Chico" Resch, who spent 22 seasons with the organization, including four years as a player and 18 in the broadcast booth. **2015: 3/8:** The Devils celebrate the 20th anniversary of their 1995 Stanley Cup Championship team. More than 25 players, coaches and staff are in attendance...**5/4:** Ray Shero is introduced as the fourth general manager in franchise history, replacing Lou Lamoriello, who voluntarily stepped down after 28 years, but remains as the team's president...**7/23:** Lou Lamoriello resigns as the team's president to pursue another opportunity. **2016: 2/9:** Devils retire Martin Brodeur's no. 30 jersey in a 2-1 victory over Edmonton...**6/29:** Taylor Hall is acquired from Edmonton in exchange for defenseman Adam Larsson.

**GREG ADAMS**

YEAR	GP	G	A	PTS	PIM	PP	SH
1984-85	36	12	9	21	14	5	0
1985-86	78	35	42	77	30	10	0
1986-87	72	20	27	47	19	6	0
<b>TOTALS</b>	<b>186</b>	<b>67</b>	<b>78</b>	<b>145</b>	<b>63</b>	<b>21</b>	<b>0</b>

**TOMMY ALBELIN**

YEAR	GP	G	A	PTS	PIM	PP	SH
1988-89	46	7	24	31	40	1	1
1989-90	68	6	23	29	63	4	0
1990-91	47	2	12	14	44	1	0
1991-92	19	0	4	4	4	0	0
1992-93	36	1	5	6	14	1	0
1993-94	62	2	17	19	36	1	0
1994-95	48	5	10	15	20	2	0
1995-96	53	1	12	13	14	0	0
2001-02	42	1	3	4	4	0	0
2002-03	37	1	6	7	6	0	1
2003-04	45	1	3	4	4	0	0
2005-06	36	0	6	6	2	0	0
<b>TOTALS</b>	<b>539</b>	<b>27</b>	<b>125</b>	<b>152</b>	<b>251</b>	<b>10</b>	<b>2</b>

**MATT ANDERSON**

YEAR	GP	G	A	PTS	PIM	PP	SH
2012-13	2	0	1	1	0	0	0

**PERRY ANDERSON**

YEAR	GP	G	A	PTS	PIM	PP	SH
1985-86	51	7	12	19	91	1	0
1986-87	57	10	9	19	107	2	0
1987-88	60	4	6	10	222	1	0
1988-89	39	3	6	9	128	0	0
1990-91	1	0	0	0	5	0	0
<b>TOTALS</b>	<b>208</b>	<b>24</b>	<b>33</b>	<b>57</b>	<b>553</b>	<b>4</b>	<b>0</b>

**DAVE ANDREYCHUK**

YEAR	GP	G	A	PTS	PIM	PP	SH
1995-96	15	8	5	13	10	2	0
1996-97	82	27	34	61	48	4	1
1997-98	75	14	34	48	26	4	0
1998-99	52	15	13	28	20	4	0
<b>TOTALS</b>	<b>224</b>	<b>64</b>	<b>86</b>	<b>150</b>	<b>104</b>	<b>14</b>	<b>1</b>

**MIKE ANTONOVICH**

YEAR	GP	G	A	PTS	PIM	PP	SH
1982-83	30	7	7	14	11	2	0
1983-84	38	3	5	8	16	0	0
<b>TOTALS</b>	<b>68</b>	<b>10</b>	<b>12</b>	<b>22</b>	<b>27</b>	<b>2</b>	<b>0</b>

**JASON ARNOTT**

YEAR	GP	G	A	PTS	PIM	PP	SH
1997-98	35	5	10	15	21	3	0
1998-99	74	27	27	54	79	8	0
1999-00	76	22	34	56	51	7	0
2000-01	54	21	34	55	75	8	0
2001-02	63	22	19	41	59	8	0
2010-11	62	13	11	24	32	2	0
<b>TOTALS</b>	<b>364</b>	<b>110</b>	<b>135</b>	<b>245</b>	<b>317</b>	<b>36</b>	<b>0</b>

**ARRON ASHAM**

YEAR	GP	G	A	PTS	PIM	PP	SH
2007-08	77	6	4	10	84	0	0
<b>PLAYOFFS</b>	<b>GP</b>	<b>G</b>	<b>A</b>	<b>PTS</b>	<b>PIM</b>	<b>PP</b>	<b>SH</b>
2008	5	0	1	1	2	0	0

**BRENT ASHTON**

YEAR	GP	G	A	PTS	PIM	PP	SH
1982-83	76	14	19	33	47	4	0

**KRYS BARCH**

YEAR	GP	G	A	PTS	PIM	PP	SH
2012-13	22	0	0	0	44	0	0

**DAVE BARR**

YEAR	GP	G	A	PTS	PIM	PP	SH
1991-92	41	6	12	18	32	0	1
1992-93	62	6	8	14	61	0	1
<b>TOTALS</b>	<b>103</b>	<b>12</b>	<b>20</b>	<b>32</b>	<b>93</b>	<b>0</b>	<b>2</b>

**NICLAS BERGFORS**

YEAR	GP	G	A	PTS	PIM	PP	SH
2007-08	1	0	0	0	0	0	0
2008-09	8	1	0	1	0	0	0
2009-10	54	13	14	27	10	8	0
<b>TOTALS</b>	<b>63</b>	<b>14</b>	<b>14</b>	<b>28</b>	<b>10</b>	<b>8</b>	<b>0</b>

**CHRISTIAN BERGLUND**

YEAR	GP	G	A	PTS	PIM	PP	SH
2001-02	15	2	7	9	8	0	0
2002-03	38	4	5	9	20	0	0
2003-04	23	2	3	5	4	0	0
<b>TOTALS</b>	<b>76</b>	<b>8</b>	<b>15</b>	<b>23</b>	<b>32</b>	<b>0</b>	<b>0</b>

**STEVE BERNIER**

YEAR	GP	G	A	PTS	PIM	PP	SH
2011-12	32	1	5	6	16	0	0
2012-13	47	8	7	15	17	2	0
2013-14	78	3	9	12	33	0	0
2014-15	67	16	16	32	28	4	0
<b>TOTALS</b>	<b>224</b>	<b>28</b>	<b>37</b>	<b>65</b>	<b>94</b>	<b>6</b>	<b>0</b>

**ERIC BERTRAND**

YEAR	GP	G	A	PTS	PIM	PP	SH
1999-00	4	0	0	0	0	0	0

**JIRI BICEK**

YEAR	GP	G	A	PTS	PIM	PP	SH
2000-01	5	1	0	1	4	0	0
2001-02	1	0	0	0	0	0	0
2002-03	44	5	6	11	25	1	0
2003-04	12	0	1	1	0	0	0
<b>TOTALS</b>	<b>62</b>	<b>6</b>	<b>7</b>	<b>13</b>	<b>29</b>	<b>1</b>	<b>0</b>

**TIMO BLOMQUIST**

YEAR	GP	G	A	PTS	PIM	PP	SH
1986-87	20	0	2	2	29	0	0

**DOUG BODGER**

YEAR	GP	G	A	PTS	PIM	PP	SH
1997-98	49	5	5	10	25	3	0
<b>PLAYOFFS</b>	<b>GP</b>	<b>G</b>	<b>A</b>	<b>PTS</b>	<b>PIM</b>	<b>PP</b>	<b>SH</b>
1998	5	0	0	0	0	0	0

**BRAD BOMBARDIR**

YEAR	GP	G	A	PTS	PIM	PP	SH
1997-98	43	1	5	6	8	0	0
1998-99	56	1	7	8	16	0	0
1999-00	32	3	1	4	6	0	0
<b>TOTALS</b>	<b>131</b>	<b>5</b>	<b>13</b>	<b>18</b>	<b>30</b>	<b>0</b>	<b>0</b>

**LAURIE BOSCHMAN**

YEAR	GP	G	A	PTS	PIM	PP	SH
1990-91	78	11	9	20	77	0	1
1991-92	75	8	20	28	121	0	1
<b>TOTALS</b>	<b>153</b>	<b>19</b>	<b>29</b>	<b>48</b>	<b>198</b>	<b>0</b>	<b>1</b>

**JOEL BOUCHARD**

YEAR	GP	G	A	PTS	PIM	PP	SH
2001-02	1	0	1	1	0	0	0

**ERIC BOULTON**

YEAR	GP	G	A	PTS	PIM	PP	SH
2011-12	51	0	0	0	115	0	0

**JOSEF BOUMEDIENNE**

YEAR	GP	G	A	PTS	PIM	PP	SH
2001-02	1	1	0	1	2	0	0

**NEIL BRADY**

YEAR	GP	G	A	PTS	PIM	PP	SH
1989-90	19	1	4	5	13	0	0
1990-91	3	0	0	0	0	0	0
1991-92	7	1	0	1	4	0	0
<b>TOTALS</b>	<b>29</b>	<b>2</b>	<b>4</b>	<b>6</b>	<b>17</b>	<b>0</b>	<b>0</b>

## ANDY BRICKLEY

YEAR	GP	G	A	PTS	PIM	PP	SH
1986-87	51	11	12	23	8	1	3
1987-88	45	8	14	22	14	2	1
<b>TOTALS</b>	<b>96</b>	<b>19</b>	<b>26</b>	<b>45</b>	<b>22</b>	<b>3</b>	<b>4</b>

## PLAYOFFS

GP	G	A	PTS	PIM	PP	SH	
1988	4	0	1	1	4	0	0

## MEL BRIDGMAN

YEAR	GP	G	A	PTS	PIM	PP	SH
1983-84	79	23	38	61	121	9	1
1984-85	80	22	39	61	105	5	3
1985-86	78	23	40	63	80	5	1
1986-87	51	8	31	39	80	1	1
<b>TOTALS</b>	<b>288</b>	<b>76</b>	<b>148</b>	<b>224</b>	<b>386</b>	<b>20</b>	<b>6</b>

## SHELDON BROOKBANK

YEAR	GP	G	A	PTS	PIM	PP	SH
2007-08	44	0	8	8	63	0	0
2008-09	15	0	0	0	25	0	0
<b>TOTALS</b>	<b>59</b>	<b>0</b>	<b>8</b>	<b>8</b>	<b>88</b>	<b>0</b>	<b>0</b>

## BOB BROOKE

YEAR	GP	G	A	PTS	PIM	PP	SH
1989-90	35	8	10	18	30	0	0

PLAYOFFS	GP	G	A	PTS	PIM	PP	SH
1990	5	0	0	0	14	0	0

## ALEX BROOKS

YEAR	GP	G	A	PTS	PIM	PP	SH
2006-07	19	0	1	1	4	0	0

## AARON BROTEN

YEAR	GP	G	A	PTS	PIM	PP	SH
1982-83	73	16	39	55	28	5	1
1983-84	80	13	23	36	36	3	0
1984-85	80	22	35	57	38	10	0
1985-86	66	18	25	43	26	4	0
1986-87	80	26	53	79	36	6	0
1987-88	80	26	57	83	80	7	2
1988-89	80	16	43	59	81	4	0
1989-90	42	10	8	18	36	1	2
<b>TOTALS</b>	<b>581</b>	<b>147</b>	<b>283</b>	<b>430</b>	<b>361</b>	<b>40</b>	<b>5</b>

PLAYOFFS	GP	G	A	PTS	PIM	PP	SH
1988	20	5	11	16	20	3	0

## NEAL BROTEN

YEAR	GP	G	A	PTS	PIM	PP	SH
1994-95	30	8	20	28	20	2	0
1995-96	55	7	16	23	14	1	1
1996-97	3	0	1	1	0	0	0
<b>TOTALS</b>	<b>88</b>	<b>15</b>	<b>37</b>	<b>52</b>	<b>34</b>	<b>3</b>	<b>1</b>

PLAYOFFS	GP	G	A	PTS	PIM	PP	SH
1995	20	7	12	19	6	1	0

## DOUG BROWN

YEAR	GP	G	A	PTS	PIM	PP	SH
1986-87	4	0	1	1	0	0	0
1987-88	70	14	11	25	20	1	4
1988-89	63	15	10	25	15	4	0
1989-90	69	14	20	34	16	1	3
1990-91	58	14	16	30	4	0	2
1991-92	71	11	17	28	27	1	2
1992-93	15	0	5	5	2	0	0
<b>TOTALS</b>	<b>350</b>	<b>68</b>	<b>80</b>	<b>148</b>	<b>84</b>	<b>7</b>	<b>11</b>

PLAYOFFS	GP	G	A	PTS	PIM	PP	SH
1988	19	5	1	6	6	0	1
1990	6	0	1	1	2	0	0
1991	7	2	2	4	2	0	1
<b>TOTALS</b>	<b>32</b>	<b>7</b>	<b>4</b>	<b>11</b>	<b>10</b>	<b>0</b>	<b>2</b>

## SEAN BROWN

YEAR	GP	G	A	PTS	PIM	PP	SH
2003-04	39	0	3	3	44	0	0
2005-06	35	1	11	12	27	0	0
<b>TOTALS</b>	<b>74</b>	<b>1</b>	<b>14</b>	<b>15</b>	<b>71</b>	<b>0</b>	<b>0</b>

PLAYOFFS	GP	G	A	PTS	PIM	PP	SH
2004	1	0	0	0	2	0	0

## STEVE BRULE

PLAYOFFS	GP	G	A	PTS	PIM	PP	SH
2000	1	0	0	0	0	0	0

## MURRAY BRUMWELL

YEAR	GP	G	A	PTS	PIM	PP	SH
1982-83	59	5	14	19	34	1	0
1983-84	42	7	13	20	14	5	0
1985-86	1	0	0	0	0	0	0
1986-87	1	0	0	0	2	0	0
1987-88	3	0	1	1	2	0	0
<b>TOTALS</b>	<b>106</b>	<b>12</b>	<b>28</b>	<b>40</b>	<b>52</b>	<b>6</b>	<b>0</b>

## DAMIEN BRUNNER

YEAR	GP	G	A	PTS	PIM	PP	SH
2013-14	60	11	14	25	26	4	0
2014-15	17	2	5	7	8	0	0
<b>TOTALS</b>	<b>77</b>	<b>13</b>	<b>19</b>	<b>32</b>	<b>34</b>	<b>4</b>	<b>0</b>

## SERGEI BRYLIN

YEAR	GP	G	A	PTS	PIM	PP	SH
1994-95	26	6	8	14	8	0	0
1995-96	50	4	5	9	26	0	0
1996-97	29	2	2	4	20	0	0
1997-98	18	2	3	5	0	0	0
1998-99	47	5	10	15	28	3	0
1999-00	64	9	11	20	20	1	0
2000-01	75	23	29	52	24	3	1
2001-02	76	16	28	44	10	5	0
2002-03	52	11	8	19	16	3	1
2003-04	82	14	19	33	20	7	0
2005-06	82	15	22	37	46	4	0
2006-07	82	16	24	40	35	8	0
2007-08	82	6	10	16	20	0	0
<b>TOTALS</b>	<b>765</b>	<b>129</b>	<b>179</b>	<b>308</b>	<b>273</b>	<b>34</b>	<b>2</b>

PLAYOFFS	GP	G	A	PTS	PIM	PP	SH
1995	12	1	2	3	4	0	0
1999	5	3	1	4	4	1	0
2000	17	3	5	8	0	0	0
2001	20	3	4	7	6	1	0
2002	6	0	2	2	2	0	0
2003	19	1	3	4	8	0	0
2004	5	0	0	0	0	0	0
2006	9	2	0	2	2	0	0
2007	11	1	2	3	6	1	0
2008	5	1	0	1	0	0	0
<b>TOTALS</b>	<b>109</b>	<b>15</b>	<b>19</b>	<b>34</b>	<b>32</b>	<b>3</b>	<b>0</b>

BOBBY BUTLER	YEAR	GP	G	A	PTS	PIM	PP	SH
	2012-13	14	1	1	2	0	1	0

DAVE CAMERON	YEAR	GP	G	A	PTS	PIM	PP	SH
	1982-83	35	5	4	9	50	1	0
	1983-84	67	9	12	21	85	2	0
<b>TOTALS</b>	<b>102</b>	<b>14</b>	<b>16</b>	<b>30</b>	<b>135</b>	<b>3</b>	<b>0</b>	

ANDERS CARLSSON	YEAR	GP	G	A	PTS	PIM	PP	SH
	1986-87	48	2	18	20	14	0	0
	1987-88	9	1	0	1	0	0	0
	1988-89	47	4	8	12	20	0	0
<b>TOTALS</b>	<b>104</b>	<b>7</b>	<b>26</b>	<b>33</b>	<b>34</b>	<b>0</b>	<b>0</b>	

BOB CARPENTER	PLAYOFFS	GP	G	A	PTS	PIM	PP	SH
	1988	3	1	0	1	2	0	0

RYAN CARTER	YEAR	GP	G	A	PTS	PIM	PP	SH
	2011-12	65	4	4	8	84	0	0
	2012-13	44	6	9	15	31	0	1
	2013-14	62	7	3	10	35	0	0
<b>TOTALS</b>	<b>171</b>	<b>17</b>	<b>16</b>	<b>33</b>	<b>150</b>	<b>0</b>	<b>1</b>	

PLAYOFFS	GP	G	A	PTS	PIM	PP	SH
2012	23	5	2	7	32	0	0

SHAWN CHAMBERS	YEAR	GP	G	A	PTS	PIM	PP	SH
	1994-95	21	2	5	7	6	1	0
	1995-96	64	2	21	23	18	2	0
	1996-97	73	4	17	21	19	1	0
<b>TOTALS</b>	<b>158</b>	<b>8</b>	<b>43</b>	<b>51</b>	<b>43</b>	<b>4</b>	<b>0</b>	

PLAYOFFS	GP	G	A	PTS	PIM	PP	SH
1995	20	4	5	9	2	2	0
1997	10	1	6	7	6	1	0
<b>TOTALS</b>	<b>30</b>	<b>5</b>	<b>11</b>	<b>16</b>	<b>8</b>	<b>3</b>	<b>0</b>

RICH CHERNOMAZ	YEAR	GP	G	A	PTS	PIM	PP	SH
	1983-84	7	2	1	3	2	0	0
	1984-85	3	0	2	2	2	0	0
	1986-87	25	6	4	10	8	2	0
<b>TOTALS</b>	<b>35</b>	<b>8</b>	<b>7</b>	<b>15</b>	<b>12</b>	<b>2</b>	<b>0</b>	

**TOM CHORSKE**

YEAR	GP	G	A	PTS	PIM	PP	SH
1991-92	76	19	17	36	32	0	3
1992-93	50	7	12	19	25	0	0
1993-94	76	21	20	41	32	1	1
1994-95	42	10	8	18	16	0	0
<b>TOTALS</b>	<b>244</b>	<b>57</b>	<b>57</b>	<b>114</b>	<b>105</b>	<b>1</b>	<b>4</b>

PLAYOFFS	GP	G	A	PTS	PIM	PP	SH
1992	7	0	3	3	4	0	0
1993	1	0	0	0	0	0	0
1994	20	4	3	7	0	0	0
1995	17	1	5	6	4	0	0
<b>TOTALS</b>	<b>45</b>	<b>5</b>	<b>11</b>	<b>16</b>	<b>8</b>	<b>0</b>	<b>0</b>

YEAR	GP	G	A	PTS	PIM	PP	SH	
1991-92	2	0	0	0	2	0	0	
<b>CHRIS CICHOCKI</b>	<b>YEAR</b>	<b>GP</b>	<b>G</b>	<b>A</b>	<b>PTS</b>	<b>PIM</b>	<b>PP</b>	<b>SH</b>
1987-88	5	1	0	1	2	0	0	
1988-89	2	0	1	1	2	0	0	
<b>TOTALS</b>	<b>7</b>	<b>1</b>	<b>1</b>	<b>2</b>	<b>4</b>	<b>0</b>	<b>0</b>	

YEAR	GP	G	A	PTS	PIM	PP	SH
1990-91	45	8	17	25	8	2	0
1991-92	20	6	5	11	10	1	0
1992-93	27	4	8	12	2	2	0
<b>TOTALS</b>	<b>92</b>	<b>18</b>	<b>30</b>	<b>48</b>	<b>20</b>	<b>5</b>	<b>0</b>

PLAYOFFS	GP	G	A	PTS	PIM	PP	SH
1991	6	0	2	2	4	0	0
1992	7	2	4	6	0	0	0
<b>TOTALS</b>	<b>13</b>	<b>2</b>	<b>6</b>	<b>8</b>	<b>4</b>	<b>0</b>	<b>0</b>

YEAR	GP	G	A	PTS	PIM	PP	SH
1982-83	2	0	1	1	4	0	0
1983-84	79	11	33	44	137	6	0
1984-85	66	6	18	24	141	2	0
1985-86	66	6	23	29	147	2	0
1986-87	65	9	22	31	111	6	0
1987-88	80	8	31	39	191	2	0
1988-89	80	3	19	22	155	0	1
<b>TOTALS</b>	<b>438</b>	<b>43</b>	<b>147</b>	<b>190</b>	<b>886</b>	<b>18</b>	<b>1</b>

PLAYOFFS	GP	G	A	PTS	PIM	PP	SH
1988	19	0	7	7	49	0	0

YEAR	GP	G	A	PTS	PIM	PP	SH	
2007-08	1	1	0	1	0	0	0	
<b>DAVID CLARKSON</b>	<b>YEAR</b>	<b>GP</b>	<b>G</b>	<b>A</b>	<b>PTS</b>	<b>PIM</b>	<b>PP</b>	<b>SH</b>
2006-07	7	3	1	4	6	2	0	
2007-08	81	9	13	22	183	0	0	
2008-09	82	17	15	32	164	4	0	
2009-10	46	11	13	24	85	3	0	
2010-11	82	12	6	18	116	1	0	
2011-12	80	30	16	46	138	8	0	
2012-13	48	15	9	24	78	6	0	
<b>TOTALS</b>	<b>426</b>	<b>97</b>	<b>73</b>	<b>170</b>	<b>770</b>	<b>24</b>	<b>0</b>	

PLAYOFFS	GP	G	A	PTS	PIM	PP	SH
2007	3	0	0	0	2	0	0
2008	5	0	0	0	4	0	0
2009	7	2	0	2	19	1	0
2010	5	0	0	0	22	0	0
2012	24	3	9	12	32	0	0
<b>TOTALS</b>	<b>44</b>	<b>5</b>	<b>9</b>	<b>14</b>	<b>79</b>	<b>1</b>	<b>0</b>

YEAR	GP	G	A	PTS	PIM	PP	SH
2013-14	43	7	19	26	33	3	0
2014-15	13	1	3	4	4	0	0
<b>TOTALS</b>	<b>56</b>	<b>8</b>	<b>22</b>	<b>30</b>	<b>37</b>	<b>3</b>	<b>0</b>

YEAR	GP	G	A	PTS	PIM	PP	SH
1994-95	12	1	2	3	8	0	0
<b>PLAYOFFS</b>	<b>GP</b>	<b>G</b>	<b>A</b>	<b>PTS</b>	<b>PIM</b>	<b>PP</b>	<b>SH</b>
1995	1	0	0	0	0	0	0

YEAR	GP	G	A	PTS	PIM	PP	SH
2000-01	20	1	4	5	14	0	0
2001-02	37	0	1	1	30	0	0
<b>TOTALS</b>	<b>57</b>	<b>1</b>	<b>5</b>	<b>6</b>	<b>44</b>	<b>0</b>	<b>0</b>

YEAR	GP	G	A	PTS	PIM	PP	SH
1985-86	2	0	2	2	2	0	0
1987-88	24	2	5	7	12	0	0
1988-89	55	7	5	12	14	0	1
1989-90	19	3	3	6	4	0	0
1990-91	49	5	11	16	27	0	0
1991-92	44	7	3	10	16	0	1
<b>TOTALS</b>	<b>193</b>	<b>24</b>	<b>29</b>	<b>53</b>	<b>75</b>	<b>0</b>	<b>2</b>

PLAYOFFS	GP	G	A	PTS	PIM	PP	SH
1988	17	2	2	4	14	0	1
1990	5	1	0	1	10	0	0
1991	7	0	2	2	2	0	0
1992	7	1	1	2	4	0	1
<b>TOTALS</b>	<b>36</b>	<b>4</b>	<b>5</b>	<b>9</b>	<b>30</b>	<b>0</b>	<b>2</b>

YEAR	GP	G	A	PTS	PIM	PP	SH
2000-01	17	3	1	4	4	0	0
<b>PLAYOFFS</b>	<b>GP</b>	<b>G</b>	<b>A</b>	<b>PTS</b>	<b>PIM</b>	<b>PP</b>	<b>SH</b>
2001	12	1	2	3	0	0	0

YEAR	GP	G	A	PTS	PIM	PP	SH
2009-10	12	0	0	0	24	0	0
2010-11	22	0	6	6	44	0	0
<b>TOTALS</b>	<b>34</b>	<b>0</b>	<b>6</b>	<b>6</b>	<b>68</b>	<b>0</b>	<b>0</b>

PLAYOFFS	GP	G	A	PTS	PIM	PP	SH
2010	2	0	0	0	2	0	0

YEAR	GP	G	A	PTS	PIM	PP	SH
1989-90	10	0	0	0	23	0	0
1990-91	59	6	3	9	182	0	0
<b>TOTALS</b>	<b>69</b>	<b>6</b>	<b>3</b>	<b>9</b>	<b>205</b>	<b>0</b>	<b>0</b>

PLAYOFFS	GP	G	A	PTS	PIM	PP	SH
1988	1	0	0	0	12	0	0
1990	2	0	0	0	10	0	0
<b>TOTALS</b>	<b>3</b>	<b>0</b>	<b>0</b>	<b>0</b>	<b>22</b>	<b>0</b>	<b>0</b>

YEAR	GP	G	A	PTS	PIM	PP	SH	
2012-13	13	2	2	4	6	0	0	
<b>MATT D'AGOSTINI</b>	<b>YEAR</b>	<b>GP</b>	<b>G</b>	<b>A</b>	<b>PTS</b>	<b>PIM</b>	<b>PP</b>	<b>SH</b>
2000-01	9	3	2	5	6	1	0	
2001-02	16	3	3	6	4	1	0	
<b>TOTALS</b>	<b>25</b>	<b>6</b>	<b>5</b>	<b>11</b>	<b>10</b>	<b>2</b>	<b>0</b>	

YEAR	GP	G	A	PTS	PIM	PP	SH
1983-84	11	1	4	5	17	0	0
1984-85	1	0	0	0	10	0	0
1985-86	44	0	10	10	100	0	0
1986-87	79	2	12	14	183	0	0
1987-88	80	5	7	12	239	1	0
1988-89	80	5	5	10	283	1	0
1989-90	74	6	15	21	219	0	1
1990-91	80	4	16	20	249	1	2
1991-92	80	1	7	8	170	0	0
1992-93	84	2	11	13	236	0	0
1993-94	78	1	9	10	176	0	0
1994-95	25	1	2	3	54	0	0
1995-96	80	2	4	6	115	0	0
1996-97	77	2	7	9	70	0	0
1997-98	37	0	1	1	57	0	0
1998-99	82	2	9	11	63	0	0
1999-00	78	0	6	6	98	0	0
2000-01	77	0	4	4	87	0	0
2001-02	67	0	6	6	60	0	0
2002-03	69	2	7	9	33	0	0
<b>TOTALS</b>	<b>1283</b>	<b>36</b>	<b>142</b>	<b>178</b>	<b>2519</b>	<b>3</b>	<b>3</b>

PLAYOFFS	GP	G	A	PTS	PIM	PP	SH
1988	20	1	6	7	83	0	0
1990	6	2	0	2	21	0	0
1991	7	0	1	1	10	0	0
1992	7	0	3	3	16	0	0
1993	5	0	0	0	8	0	0
1994	20	0	1	1	45	0	0
1995	20	1	0	1	22	0	0
1997	10	0	0	0	28	0	0
1998	6	0	1	1	10	0	0
1999	7	0	0	0	8	0	0
2000	23	1	2	3	14	0	0
2001	25	0	3	3	21	0	0
2002	6	0	0	0	8	0	0
2003	13	0	0	0	2	0	0
<b>TOTALS</b>	<b>175</b>	<b>5</b>	<b>17</b>	<b>22</b>	<b>296</b>	<b>0</b>	<b>0</b>

YEAR	GP	G	A	PTS	PIM	PP	SH
1997-98	26	0	3	3	102	0	0
1998-99	1	0	0	0	0	0	0
<b>TOTALS</b>	<b>27</b>	<b>0</b>	<b>3</b>	<b>3</b>	<b>102</b>	<b>0</b>	<b>0</b>

PLAYOFFS	GP	G	A	PTS	PIM	PP	SH
1998							

**PATRICK DAVIS**

YEAR	GP	G	A	PTS	PIM	PP	SH
2008-09	1	0	0	0	0	0	0
2009-10	8	1	0	1	0	0	0
<b>TOTALS</b>	<b>9</b>	<b>1</b>	<b>0</b>	<b>1</b>	<b>0</b>	<b>0</b>	<b>0</b>

**ROB DAVISON**

YEAR	GP	G	A	PTS	PIM	PP	SH
2009-10	1	0	0	0	0	0	0

**KEVIN DEAN**

YEAR	GP	G	A	PTS	PIM	PP	SH
1994-95	17	0	1	1	4	0	0
1995-96	41	0	6	6	28	0	0
1996-97	28	2	4	6	6	0	0
1997-98	50	1	8	9	12	1	0
1998-99	62	1	10	11	22	1	0
<b>TOTALS</b>	<b>198</b>	<b>4</b>	<b>29</b>	<b>33</b>	<b>72</b>	<b>2</b>	<b>0</b>

PLAYOFFS	GP	G	A	PTS	PIM	PP	SH
1995	3	0	2	2	0	0	0
1997	1	1	0	1	0	0	0
1998	5	1	0	1	2	0	0
1999	7	0	0	0	0	0	0
<b>TOTALS</b>	<b>16</b>	<b>2</b>	<b>2</b>	<b>4</b>	<b>2</b>	<b>0</b>	<b>0</b>

**DON DIETRICH**

YEAR	GP	G	A	PTS	PIM	PP	SH
1985-86	11	0	2	2	10	0	0

**DAN DORION**

YEAR	GP	G	A	PTS	PIM	PP	SH
1985-86	3	1	1	2	0	0	0
1987-88	1	0	0	0	2	0	0
<b>TOTALS</b>	<b>4</b>	<b>1</b>	<b>1</b>	<b>2</b>	<b>2</b>	<b>0</b>	<b>0</b>

**JIM DOWD**

YEAR	GP	G	A	PTS	PIM	PP	SH
1991-92	1	0	0	0	0	0	0
1992-93	1	0	0	0	0	0	0
1993-94	15	5	10	15	0	2	0
1994-95	10	1	4	5	0	1	0
1995-96	28	4	9	13	17	0	0
2006-07	66	4	4	8	20	0	1
<b>TOTALS</b>	<b>121</b>	<b>14</b>	<b>27</b>	<b>41</b>	<b>37</b>	<b>3</b>	<b>1</b>
PLAYOFFS	GP	G	A	PTS	PIM	PP	SH
1994	19	2	6	8	8	0	0
1995	11	2	1	3	8	0	0
2007	11	0	0	0	4	0	0
<b>TOTALS</b>	<b>41</b>	<b>4</b>	<b>7</b>	<b>11</b>	<b>20</b>	<b>0</b>	<b>0</b>

**BRUCE DRIVER**

YEAR	GP	G	A	PTS	PIM	PP	SH
1983-84	4	0	2	2	0	0	0
1984-85	67	9	23	32	36	3	1
1985-86	40	3	15	18	32	1	0
1986-87	74	6	28	34	36	0	0
1987-88	74	15	40	55	68	7	0
1988-89	27	1	15	16	24	1	0
1989-90	75	7	46	53	63	1	0
1990-91	73	9	36	45	62	7	0
1991-92	78	7	35	42	66	3	1
1992-93	83	14	40	54	66	6	0
1993-94	66	8	24	32	63	3	1
1994-95	41	4	12	16	18	1	0
<b>TOTALS</b>	<b>702</b>	<b>83</b>	<b>316</b>	<b>399</b>	<b>534</b>	<b>33</b>	<b>3</b>

PLAYOFFS	GP	G	A	PTS	PIM	PP	SH
1988	20	3	7	10	14	3	0
1990	6	1	5	6	6	0	0
1991	7	1	2	3	12	1	0
1992	7	0	4	4	2	0	0
1993	5	1	3	4	4	0	1
1994	20	3	5	8	12	2	0
1995	17	1	6	7	8	1	0
<b>TOTALS</b>	<b>82</b>	<b>10</b>	<b>32</b>	<b>42</b>	<b>58</b>	<b>7</b>	<b>1</b>

**TYLER ECKFORD**

YEAR	GP	G	A	PTS	PIM	PP	SH
2009-10	3	0	1	1	4	0	0
2010-11	4	0	0	0	0	0	0
<b>TOTALS</b>	<b>7</b>	<b>0</b>	<b>1</b>	<b>1</b>	<b>4</b>	<b>0</b>	<b>0</b>

**PATRIK ELIAS**

YEAR	GP	G	A	PTS	PIM	PP	SH
1995-96	1	0	0	0	0	0	0
1996-97	17	2	3	5	2	0	0
1997-98	74	18	19	37	28	5	0
1998-99	74	17	33	50	34	3	0
1999-00	72	35	37	72	58	9	0
2000-01	82	40	56	96	51	8	3
2001-02	75	29	32	61	36	8	1
2002-03	81	28	29	57	22	6	0
2003-04	82	38	43	81	44	9	3
2005-06	38	16	29	45	20	6	0
2006-07	75	21	48	69	38	8	0
2007-08	74	20	35	55	38	7	0
2008-09	77	31	47	78	32	12	2
2009-10	58	19	29	48	40	3	1
2010-11	81	21	41	62	16	7	1
2011-12	81	26	52	78	16	8	2
2012-13	48	14	22	36	22	5	1
2013-14	65	18	35	53	30	4	2
2014-15	69	13	21	34	12	5	0
2015-16	16	2	6	8	10	0	0
<b>TOTALS</b>	<b>1240</b>	<b>408</b>	<b>617</b>	<b>1025</b>	<b>549</b>	<b>113</b>	<b>16</b>

PLAYOFFS	GP	G	A	PTS	PIM	PP	SH
1997	8	2	3	5	4	1	0
1998	4	0	1	1	0	0	0
1999	7	0	5	5	6	0	0
2000	23	7	13	20	9	2	1
2001	25	9	14	23	10	3	1
2002	6	2	4	6	6	2	0
2003	24	5	8	13	26	2	0
2004	5	3	2	5	2	1	0
2006	9	6	10	16	4	4	0
2007	10	1	9	10	4	1	0
2008	5	4	2	6	4	3	0
2009	7	1	2	3	2	0	0
2010	5	0	4	4	2	0	0
2012	24	5	3	8	10	2	2
<b>TOTALS</b>	<b>162</b>	<b>45</b>	<b>80</b>	<b>125</b>	<b>89</b>	<b>21</b>	<b>2</b>

PLAYOFFS	GP	G	A	PTS	PIM	PP	SH
1997	8	2	3	5	4	1	0
1998	4	0	1	1	0	0	0
1999	7	0	5	5	6	0	0
2000	23	7	13	20	9	2	1
2001	25	9	14	23	10	3	1
2002	6	2	4	6	6	2	0
2003	24	5	8	13	26	2	0
2004	5	3	2	5	2	1	0
2006	9	6	10	16	4	4	0
2007	10	1	9	10	4	1	0
2008	5	4	2	6	4	3	0
2009	7	1	2	3	2	0	0
2010	5	0	4	4	2	0	0
2012	24	5	3	8	10	2	2
<b>TOTALS</b>	<b>162</b>	<b>45</b>	<b>80</b>	<b>125</b>	<b>89</b>	<b>21</b>	<b>2</b>

PLAYOFFS	GP	G	A	PTS	PIM	PP	SH
1997	8	2	3	5	4	1	0
1998	4	0	1	1	0	0	0
1999	7	0	5	5	6	0	0
2000	23	7	13	20	9	2	1
2001	25	9	14	23	10	3	1
2002	6	2	4	6	6	2	0
2003	24	5	8	13	26	2	0
2004	5	3	2	5	2	1	0
2006	9	6	10	16	4	4	0
2007	10	1	9	10	4	1	0
2008	5	4	2	6	4	3	0
2009	7	1	2	3	2	0	0
2010	5	0	4	4	2	0	0
2012	24	5	3	8	10	2	2
<b>TOTALS</b>	<b>162</b>	<b>45</b>	<b>80</b>	<b>125</b>	<b>89</b>	<b>21</b>	<b>2</b>

PLAYOFFS	GP	G	A	PTS	PIM	PP	SH
1997	8	2	3	5	4	1	0
1998	4	0	1	1	0	0	0
1999	7	0	5	5	6	0	0
2000	23	7	13	20	9	2	1
2001	25	9	14	23	10	3	1
2002	6	2	4	6	6	2	0
2003	24	5	8	13	26	2	0
2004	5	3	2	5	2	1	0
2006	9	6	10	16	4	4	0
2007	10	1	9	10	4	1	0
2008	5	4	2	6	4	3	0
2009	7	1	2	3	2	0	0
2010	5	0	4	4	2	0	0
2012	24	5	3	8	10	2	2
<b>TOTALS</b>	<b>162</b>	<b>45</b>	<b>80</b>	<b>125</b>	<b>89</b>	<b>21</b>	<b>2</b>

PLAYOFFS	GP	G	A	PTS	PIM	PP	SH
1997	8	2	3	5	4	1	0
1998	4	0	1	1	0	0	0
1999	7	0	5	5	6	0	0
2000	23	7	13	20	9	2	1
2001	25	9					

**COREY FOSTER**

YEAR	GP	G	A	PTS	PIM	PP	SH
1988-89	2	0	0	0	0	0	0

**DWIGHT FOSTER**

YEAR	GP	G	A	PTS	PIM	PP	SH
1982-83	4	0	0	0	2	0	0

**KURTIS FOSTER**

YEAR	GP	G	A	PTS	PIM	PP	SH
2011-12	28	3	9	12	23	2	0

**MARK FRASER**

YEAR	GP	G	A	PTS	PIM	PP	SH
2006-07	7	0	0	0	7	0	0

YEAR	GP	G	A	PTS	PIM	PP	SH
2009-10	61	3	3	6	36	0	0

YEAR	GP	G	A	PTS	PIM	PP	SH
2010-11	26	0	2	2	29	0	0

YEAR	GP	G	A	PTS	PIM	PP	SH
2011-12	4	0	0	0	14	0	0

YEAR	GP	G	A	PTS	PIM	PP	SH
2014-15	34	0	4	4	55	0	0

TOTALS	GP	G	A	PTS	PIM	PP	SH
	132	3	9	12	141	0	0

PLAYOFFS	GP	G	A	PTS	PIM	PP	SH
2010	1	0	0	0	0	0	0

**JEFF FRIESEN**

YEAR	GP	G	A	PTS	PIM	PP	SH
2002-03	81	23	28	51	26	3	0

YEAR	GP	G	A	PTS	PIM	PP	SH
2003-04	81	17	20	37	26	5	0

TOTALS	GP	G	A	PTS	PIM	PP	SH
	162	40	48	88	52	8	0

PLAYOFFS	GP	G	A	PTS	PIM	PP	SH
2003	24	10	4	14	6	1	0

YEAR	GP	G	A	PTS	PIM	PP	SH
2004	5	0	0	0	4	0	0

TOTALS	GP	G	A	PTS	PIM	PP	SH
2010	29	10	4	14	10	1	0

**PAUL GAGNE**

YEAR	GP	G	A	PTS	PIM	PP	SH
1982-83	53	14	15	29	13	4	0

YEAR	GP	G	A	PTS	PIM	PP	SH
1983-84	66	14	18	32	33	3	0

YEAR	GP	G	A	PTS	PIM	PP	SH
1984-85	79	24	19	43	28	3	0

YEAR	GP	G	A	PTS	PIM	PP	SH
1985-86	47	19	19	38	14	4	0

TOTALS	GP	G	A	PTS	PIM	PP	SH
	245	71	71	142	88	14	0

**BRUCE GARDINER**

YEAR	GP	G	A	PTS	PIM	PP	SH
2001-02	7	2	1	3	2	1	0

**ERIC GELINAS**

YEAR	GP	G	A	PTS	PIM	PP	SH
2012-13	1	0	0	0	0	0	0

YEAR	GP	G	A	PTS	PIM	PP	SH
2013-14	60	7	22	29	22	5	0

YEAR	GP	G	A	PTS	PIM	PP	SH
2014-15	61	6	13	19	42	3	0

YEAR	GP	G	A	PTS	PIM	PP	SH
2015-16	34	1	5	6	16	1	0

TOTALS	GP	G	A	PTS	PIM	PP	SH
	156	14	40	54	80	9	0

**DOUG GILMOUR**

YEAR	GP	G	A	PTS	PIM	PP	SH
1996-97	20	7	15	22	22	2	0

YEAR	GP	G	A	PTS	PIM	PP	SH
1997-98	63	13	40	53	68	3	0

TOTALS	GP	G	A	PTS	PIM	PP	SH
	83	20	55	75	90	5	0

PLAYOFFS	GP	G	A	PTS	PIM	PP	SH
1997	10	0	4	4	14	0	0

YEAR	GP	G	A	PTS	PIM	PP	SH
1998	6	5	2	7	4	1	0

TOTALS	GP	G	A	PTS	PIM	PP	SH
	16	5	6	11	18	1	0

**BRIAN GIONTA**

YEAR	GP	G	A	PTS	PIM	PP	SH
2001-02	33	4	7	11	8	0	0

YEAR	GP	G	A	PTS	PIM	PP	SH
2002-03	58	12	13	25	23	2	0

YEAR	GP	G	A	PTS	PIM	PP	SH
2003-04	75	21	8	29	36	0	0

YEAR	GP	G	A	PTS	PIM	PP	SH
2005-06	82	48	41	89	46	24	1

YEAR	GP	G	A	PTS	PIM	PP	SH
2006-07	62	25	20	45	36	11	0

YEAR	GP	G	A	PTS	PIM	PP	SH
2007-08	82	22	31	53	46	8	1

YEAR	GP	G	A	PTS	PIM	PP	SH
2008-09	81	20	40	60	32	3	3

TOTALS	GP	G	A	PTS	PIM	PP	SH
	473	152	160	312	227	48	5

PLAYOFFS	GP	G	A	PTS	PIM	PP	SH
2002	6	2	2	4	0	0	1

YEAR	GP	G	A	PTS	PIM	PP	SH
2003	24	1	8	9	6	0	0

YEAR	GP	G	A	PTS	PIM	PP	SH
2004	5	2	3	5	0	1	0

YEAR	GP	G	A	PTS	PIM	PP	SH
2006	9	3	4	7	2	1	1

YEAR	GP	G	A	PTS	PIM	PP	SH
2007	11	8	1	9	4	3	0

YEAR	GP	G	A	PTS	PIM	PP	SH
2008	5	1	0	1	2	0	0

YEAR	GP	G	A	PTS	PIM	PP	SH
2009	7	2	3	5	4	0	0

TOTALS	GP	G	A	PTS	PIM	PP	SH
	67	19	21	40	18	5	2

**STEPHEN GIONTA**

YEAR	GP	G	A	PTS	PIM	PP	SH
2010-11	12	0	0	0	6	0	0

YEAR	GP	G	A	PTS	PIM	PP	SH
2011-12	1	1	0	1	0	0	0

YEAR	GP	G	A	PTS	PIM	PP	SH
2012-13	48	4	10	14	14	0	0

YEAR	GP	G	A	PTS	PIM	PP	SH
2013-14	66	4	7	11	18	0	1

YEAR	GP	G	A	PTS	PIM	PP	SH
2014-15	61	5	8	13	12	0	0

YEAR	GP	G	A	PTS	PIM	PP	SH
2015-16	82	1	10	11	43	0	0

TOTALS	GP	G	A	PTS	PIM	PP	SH
	270	15	35	50	93	0	1

PLAYOFFS	GP	G	A	PTS	PIM	PP	SH
2012	24	3	4	7	4	0	0

**RAYMOND GIROUX**

YEAR	GP	G	A	PTS	PIM	PP	SH
2002-03	11	0	1	1	6	0	0

YEAR	GP	G	A	PTS	PIM	PP	SH
2003-04	11	0	3	3	4	0	0

TOTALS	GP	G	A	PTS	PIM	PP	SH
	22	0	4	4	10	0	0

PLAYOFFS	GP	G	A	PTS	PIM	PP	SH
2004	4	0	0	0	0	0	0

**SASCHA GOC**

YEAR	GP	G	A	PTS	PIM	PP	SH
2000-01	11	0	0	0	4	0	0

YEAR	GP	G	A	PTS	PIM	PP	SH
2001-02	2	0	0	0	0	0	0

TOTALS	GP	G	A	PTS	PIM	PP	SH
--------	----	---	---	-----	-----	----	----



## ALAN HEPLLE

YEAR	GP	G	A	PTS	PIM	PP	SH
1983-84	1	0	0	0	7	0	0
1984-85	1	0	0	0	0	0	0
1985-86	1	0	0	0	0	0	0
TOTALS	3	0	0	0	7	0	0

## ULI HIEMER

YEAR	GP	G	A	PTS	PIM	PP	SH
1984-85	53	5	24	29	70	3	0
1985-86	50	8	16	24	61	6	0
1986-87	40	6	14	20	45	2	0
TOTALS	143	19	54	73	176	11	0

## TIM HIGGINS

YEAR	GP	G	A	PTS	PIM	PP	SH
1983-84	37	18	10	28	27	3	1
1984-85	71	19	29	48	30	5	0
1985-86	59	9	17	26	47	2	0
TOTALS	167	46	56	102	104	10	1

## BOB HOFFMEYER

YEAR	GP	G	A	PTS	PIM	PP	SH
1983-84	58	4	12	16	61	0	0
1984-85	37	1	6	7	65	0	0
TOTALS	95	5	18	23	126	0	0

## BOBBY HOLIK

YEAR	GP	G	A	PTS	PIM	PP	SH
1992-93	61	20	19	39	76	7	0
1993-94	70	13	20	33	72	2	0
1994-95	48	10	10	20	18	0	0
1995-96	63	13	17	30	58	1	0
1996-97	82	23	39	62	54	5	0
1997-98	82	29	36	65	100	8	0
1998-99	78	27	37	64	119	5	0
1999-00	79	23	23	46	106	7	0
2000-01	80	15	35	50	97	3	0
2001-02	81	25	29	54	97	6	0
2008-09	62	4	5	9	66	0	0
TOTALS	786	202	270	472	863	44	0

PLAYOFFS	GP	G	A	PTS	PIM	PP	SH
1993	5	1	1	2	6	0	0
1994	20	0	3	3	6	0	0
1995	20	4	4	8	22	2	0
1997	10	2	3	5	4	1	0
1998	5	0	0	0	8	0	0
1999	7	0	7	7	6	0	0
2000	23	3	7	10	14	0	0
2001	25	6	10	16	37	1	0
2002	6	4	1	5	2	1	0
2009	3	0	1	1	2	0	0
TOTALS	124	20	37	57	107	5	0

## PHIL HOUSLEY

YEAR	GP	G	A	PTS	PIM	PP	SH
1995-96	22	1	15	16	8	0	0

## GARRY HOWATT

YEAR	GP	G	A	PTS	PIM	PP	SH
1982-83	38	1	4	5	114	0	0
1983-84	6	0	0	0	14	0	0
TOTALS	44	1	4	5	128	0	0

## JAN HRDINA

YEAR	GP	G	A	PTS	PIM	PP	SH
2003-04	13	1	6	7	10	0	0

PLAYOFFS	GP	G	A	PTS	PIM	PP	SH
2004	5	2	0	2	2	0	0

## CALE HULSE

YEAR	GP	G	A	PTS	PIM	PP	SH
1995-96	8	0	0	0	15	0	0

## JAMIE HUSCROFT

YEAR	GP	G	A	PTS	PIM	PP	SH
1988-89	15	0	2	2	51	0	0
1989-90	42	2	3	5	149	0	0
1990-91	8	0	1	1	27	0	0
TOTALS	65	2	6	8	227	0	0

PLAYOFFS	GP	G	A	PTS	PIM	PP	SH
1990	5	0	0	0	16	0	0
1991	3	0	0	0	6	0	0
TOTALS	8	0	0	0	22	0	0

## DAVE HUTCHISON

YEAR	GP	G	A	PTS	PIM	PP	SH
1982-83	32	1	4	5	102	0	0

## JAROMIR JAGR

YEAR	GP	G	A	PTS	PIM	PP	SH
2013-14	82	24	43	67	46	5	0
2014-15	57	11	18	29	42	2	0
TOTALS	139	35	61	96	88	7	0

## CAM JANSSON

YEAR	GP	G	A	PTS	PIM	PP	SH
2005-06	47	0	0	0	91	0	0
2006-07	48	1	0	1	114	0	0
2011-12	48	0	1	1	75	0	0
2012-13	4	0	0	0	2	0	0
2013-14	24	3	0	3	22	0	0
TOTALS	171	4	1	5	304	0	0

PLAYOFFS	GP	G	A	PTS	PIM	PP	SH
2006	9	0	0	0	26	0	0

## JOHN JOHANNSON

YEAR	GP	G	A	PTS	PIM	PP	SH
1983-84	5	0	0	0	0	0	0

## MARK JOHNSON

YEAR	GP	G	A	PTS	PIM	PP	SH
1985-86	80	21	41	62	16	6	1
1986-87	68	25	26	51	22	11	2
1987-88	54	14	19	33	14	2	3
1988-89	40	13	25	38	24	4	0
1989-90	63	16	29	45	12	4	0
TOTALS	305	89	140	229	88	27	6

PLAYOFFS	GP	G	A	PTS	PIM	PP	SH
1988	18	10	8	18	4	5	0
1990	2	0	0	0	0	0	0
TOTALS	20	10	8	18	4	5	0

## VALERI KAMENSKY

YEAR	GP	G	A	PTS	PIM	PP	SH
2001-02	30	4	8	12	18	0	0

PLAYOFFS	GP	G	A	PTS	PIM	PP	SH
2002	2	0	0	0	0	0	0

## ALEXEI KASATONOV

YEAR	GP	G	A	PTS	PIM	PP	SH
1989-90	39	6	15	21	16	1	0
1990-91	78	10	31	41	76	1	0
1991-92	76	12	28	40	70	3	2
1992-93	64	3	14	17	57	0	0
TOTALS	257	31	88	119	219	5	2

PLAYOFFS	GP	G	A	PTS	PIM	PP	SH
1990	6	0	3	3	14	0	0
1991	7	1	3	4	8	0	0
1992	7	1	1	2	12	0	0
1993	4	0	0	0	0	0	0
TOTALS	24	2	7	9	34	0	0

## STEVE KELLY

YEAR	GP	G	A	PTS	PIM	PP	SH
1999-00	1	0	0	0	0	0	0
2000-01	24	2	2	4	21	0	0
TOTALS	25	2	2	4	21	0	0

PLAYOFFS	GP	G	A	PTS	PIM	PP	SH
2000	10	0	0	0	4	0	0

## TYLER KENNEDY

YEAR	GP	G	A	PTS	PIM	PP	SH
2015-16	50	3	13	16	14	1	0

## MIKE KITCHEN

YEAR	GP	G	A	PTS	PIM	PP	SH
1982-83	77	4	8	12	52	0	1
1983-84	43	1	4	5	24	0	0
TOTALS	120	5	12	17	76	0	1

## KEN KLEE

YEAR	GP	G	A	PTS	PIM	PP	SH
2005-06	18	0	0	0	14	0	0

PLAYOFFS	GP	G	A	PTS	PIM	PP	SH
2006	6	1	0	1	6	0	0

## JIM KORN

YEAR	GP	G	A	PTS	PIM	PP	SH
1987-88	52	8	13	21	140	3	0
1988-89	65	15	16	31	212	4	0
1989-90	37	2	3	5	99	0	0
TOTALS	154	25	32	57	451	7	0

PLAYOFFS	GP	G	A	PTS	PIM	PP	SH
1988	9	0	2	2	71	0	0

## TOM KOSTOPOULOS

YEAR	GP	G	A	PTS	PIM	PP	SH
2012-13	15	1	0	1	18	0	0

## ILYA KOVALCHUK

YEAR	GP	G	A	PTS	PIM	PP	SH
2009-10	27	10	17	27	8	2	0
2010-11	81	31	29	60	28	9	0
2011-12	77	37	46	83	33	10	3
2012-13	37	11	20	31	18	2	4
TOTALS	222	89	112	201	87	23	7

PLAYOFFS	GP	G	A	PTS	PIM	PP	SH
2010	5	2	4	6	6	1	0
2012	23	8	11	19	6	5	0
TOTALS	28	10	15	25	12	6	0

## VIKTOR KOZLOV

YEAR	GP	G	A	PTS	PIM	PP	SH
2003-04	11	2	4	6	2	0	0
2005-06	69	12	13	25	16	2	0
TOTALS	80	14	17	31	18	2	0

PLAYOFFS	GP	G	A	PTS	PIM	PP	SH
2004	2	0	0	0	0	0	0
2006	3	0	0	0	0	0	0
TOTALS	5	0	0	0	0	0	0

## VLASTIMIL KROUPA

YEAR	GP	G	A	PTS	PIM	PP	SH
1997-98	2	0	1	1	0	0	0

**TOM KURVERS**

YEAR	GP	G	A	PTS	PIM	PP	SH
1987-88	56	5	29	34	46	2	0
1988-89	74	16	50	66	38	5	0
1989-90	1	0	0	0	0	0	0
<b>TOTALS</b>	<b>131</b>	<b>21</b>	<b>79</b>	<b>100</b>	<b>84</b>	<b>7</b>	<b>0</b>
<b>PLAYOFFS</b>	<b>GP</b>	<b>G</b>	<b>A</b>	<b>PTS</b>	<b>PIM</b>	<b>PP</b>	<b>SH</b>
1988	19	6	9	15	38	3	0

**DAN LaCOUTURE**

YEAR	GP	G	A	PTS	PIM	PP	SH
2006-07	6	0	0	0	7	0	0

**SASHA LAKOVIC**

YEAR	GP	G	A	PTS	PIM	PP	SH
1997-98	2	0	0	0	5	0	0
1998-99	16	0	3	3	59	0	0
<b>TOTALS</b>	<b>18</b>	<b>0</b>	<b>3</b>	<b>3</b>	<b>64</b>	<b>0</b>	<b>0</b>

**DARREN LANGDON**

YEAR	GP	G	A	PTS	PIM	PP	SH
2005-06	14	0	1	1	22	0	0

**JAMIE LANGENBRUNNER**

YEAR	GP	G	A	PTS	PIM	PP	SH
2001-02	14	3	3	6	23	0	0
2002-03	78	22	33	55	65	5	1
2003-04	53	10	16	26	43	1	2
2005-06	80	19	34	53	74	8	1
2006-07	82	23	37	60	64	12	0
2007-08	64	13	28	41	30	5	1
2008-09	81	29	40	69	56	6	3
2009-10	81	19	42	61	44	6	2
2010-11	31	4	10	14	16	0	0
<b>TOTALS</b>	<b>564</b>	<b>142</b>	<b>243</b>	<b>385</b>	<b>415</b>	<b>43</b>	<b>10</b>
<b>PLAYOFFS</b>	<b>GP</b>	<b>G</b>	<b>A</b>	<b>PTS</b>	<b>PIM</b>	<b>PP</b>	<b>SH</b>

2002	5	0	1	1	8	0	0
2003	24	11	7	18	16	1	0
2004	5	0	2	2	2	0	0
2006	9	3	10	13	16	1	0
2007	11	2	6	8	7	1	0
2008	5	0	4	4	4	0	0
2009	4	2	1	3	2	0	0
2010	5	0	1	1	4	0	0
<b>TOTALS</b>	<b>68</b>	<b>18</b>	<b>32</b>	<b>50</b>	<b>59</b>	<b>3</b>	<b>0</b>

**IGOR LARIONOV**

YEAR	GP	G	A	PTS	PIM	PP	SH
2003-04	49	1	10	11	20	0	0
<b>PLAYOFFS</b>	<b>GP</b>	<b>G</b>	<b>A</b>	<b>PTS</b>	<b>PIM</b>	<b>PP</b>	<b>SH</b>
2004	1	0	0	0	0	0	0

**JEFF LARMER**

YEAR	GP	G	A	PTS	PIM	PP	SH
1982-83	65	21	24	45	21	5	0
1983-84	40	6	13	19	8	0	0
<b>TOTALS</b>	<b>105</b>	<b>27</b>	<b>37</b>	<b>64</b>	<b>29</b>	<b>5</b>	<b>0</b>

**ADAM LARSSON**

YEAR	GP	G	A	PTS	PIM	PP	SH
2011-12	65	2	16	18	20	0	0
2012-13	37	0	6	6	12	0	0
2013-14	26	1	2	3	12	0	0
2014-15	64	3	21	24	34	0	0
2015-16	82	3	15	18	77	0	0
<b>TOTALS</b>	<b>274</b>	<b>9</b>	<b>60</b>	<b>69</b>	<b>155</b>	<b>0</b>	<b>0</b>
<b>PLAYOFFS</b>	<b>GP</b>	<b>G</b>	<b>A</b>	<b>PTS</b>	<b>PIM</b>	<b>PP</b>	<b>SH</b>
2012	5	1	0	1	4	0	0

**JAY LEACH**

YEAR	GP	G	A	PTS	PIM	PP	SH
2008-09	24	0	1	1	21	0	0
2010-11	7	0	0	0	7	0	0
<b>TOTALS</b>	<b>31</b>	<b>0</b>	<b>1</b>	<b>1</b>	<b>28</b>	<b>0</b>	<b>0</b>

**CLAUDE LEMIEUX**

YEAR	GP	G	A	PTS	PIM	PP	SH
1990-91	78	30	17	47	105	10	0
1991-92	74	41	27	68	109	13	1
1992-93	77	30	51	81	155	13	0
1993-94	79	18	26	44	86	5	0
1994-95	45	6	13	19	86	1	0
1999-00	70	17	21	38	86	7	0
<b>TOTALS</b>	<b>423</b>	<b>142</b>	<b>155</b>	<b>297</b>	<b>627</b>	<b>49</b>	<b>1</b>
<b>PLAYOFFS</b>	<b>GP</b>	<b>G</b>	<b>A</b>	<b>PTS</b>	<b>PIM</b>	<b>PP</b>	<b>SH</b>
1991	7	4	0	4	34	2	0
1992	7	4	3	7	26	1	0
1993	5	2	0	2	19	1	0
1994	20	7	11	18	44	0	0
1995	20	13	3	16	20	0	0
2000	23	4	6	10	28	1	0
<b>TOTALS</b>	<b>82</b>	<b>34</b>	<b>23</b>	<b>57</b>	<b>171</b>	<b>5</b>	<b>0</b>

**JOCELYN LEMIEUX**

YEAR	GP	G	A	PTS	PIM	PP	SH
1995-96	18	0	1	1	4	0	0

**TIM LENARDON**

YEAR	GP	G	A	PTS	PIM	PP	SH
1986-87	7	1	1	2	0	0	0

**DON LEVER**

YEAR	GP	G	A	PTS	PIM	PP	SH
1982-83	79	23	30	53	68	9	3
1983-84	70	14	19	33	44	3	0
1984-85	67	10	8	18	31	0	1
<b>TOTALS</b>	<b>216</b>	<b>47</b>	<b>57</b>	<b>104</b>	<b>143</b>	<b>12</b>	<b>4</b>

**TAPIO LEVO**

YEAR	GP	G	A	PTS	PIM	PP	SH
1982-83	73	7	40	47	22	5	0

**DAVE LEWIS**

YEAR	GP	G	A	PTS	PIM	PP	SH
1983-84	66	2	5	7	63	0	0
1984-85	74	3	9	12	78	0	0
1985-86	69	0	15	15	81	0	0
<b>TOTALS</b>	<b>209</b>	<b>5</b>	<b>29</b>	<b>34</b>	<b>222</b>	<b>0</b>	<b>0</b>

**CLAUDE LOISELLE**

YEAR	GP	G	A	PTS	PIM	PP	SH
1986-87	75	16	24	40	137	2	1
1987-88	68	17	18	35	121	3	2
1988-89	74	7	14	21	209	0	1
<b>TOTALS</b>	<b>217</b>	<b>40</b>	<b>56</b>	<b>96</b>	<b>467</b>	<b>5</b>	<b>4</b>
<b>PLAYOFFS</b>	<b>GP</b>	<b>G</b>	<b>A</b>	<b>PTS</b>	<b>PIM</b>	<b>PP</b>	<b>SH</b>
1988	20	4	6	10	50	0	2

**ANDREI LOKTIONOV**

YEAR	GP	G	A	PTS	PIM	PP	SH
2012-13	28	8	4	12	4	1	0
2013-14	48	4	8	12	12	0	0
<b>TOTALS</b>	<b>76</b>	<b>12</b>	<b>12</b>	<b>24</b>	<b>16</b>	<b>1</b>	<b>0</b>

**BOB LORIMER**

YEAR	GP	G	A	PTS	PIM	PP	SH
1982-83	66	3	10	13	42	0	0
1983-84	72	2	10	12	62	1	0
1984-85	46	2	6	8	35	0	0
1985-86	46	2	2	4	52	0	0
<b>TOTALS</b>	<b>230</b>	<b>9</b>	<b>28</b>	<b>37</b>	<b>191</b>	<b>1</b>	<b>0</b>

**JAN LUDVIG**

YEAR	GP	G	A	PTS	PIM	PP	SH
1982-83	51	7	10	17	30	2	0
1983-84	74	22	32	54	70	7	0
1984-85	74	12	19	31	53	3	0
1985-86	42	5	9	14	63	0	0
1986-87	47	7	9	16	98	1	0
<b>TOTALS</b>	<b>288</b>	<b>53</b>	<b>79</b>	<b>132</b>	<b>314</b>	<b>13</b>	<b>0</b>

**BRAD LUKOWICH**

YEAR	GP	G	A	PTS	PIM	PP	SH
2005-06	18	1	7	8	8	0	0
2006-07	75	4	8	12	36	0	1
<b>TOTALS</b>	<b>93</b>	<b>5</b>	<b>15</b>	<b>20</b>	<b>44</b>	<b>0</b>	<b>1</b>
<b>PLAYOFFS</b>	<b>GP</b>	<b>G</b>	<b>A</b>	<b>PTS</b>	<b>PIM</b>	<b>PP</b>	<b>SH</b>
2006	9	0	0	0	4	0	0
2007	11	0	1	1	2	0	0
<b>TOTALS</b>	<b>20</b>	<b>0</b>	<b>1</b>	<b>1</b>	<b>6</b>	<b>0</b>	<b>0</b>

**JOHN MacLEAN**

YEAR	GP	G	A	PTS	PIM	PP	SH
1983-84	23	1	0	1	10	0	0
1984-85	61	13	20	33	44	1	0
1985-86	74	21	36	57	112	1	0
1986-87	80	31	36	67	120	9	0
1987-88	76	23	16	39	147	12	0
1989-90	80	41	38	79	80	10	3
1989-90	80	41	38	79	80	10	3
1990-91	78	45	33	78	150	19	2
1991-92	D	I	D	N	O	T	P
1992-93	80	24	24	48	102	7	1
1993-94	80	37	33	70	95	8	0
1994-95	46	17	12	29	32	2	1
1995-96	76	20	28	48	91	3	3
1996-97	80	29	25	54	49	5	0
1997-98	26	3	8	11	14	1	0
<b>TOTALS</b>	<b>934</b>	<b>347</b>	<b>354</b>	<b>701</b>	<b>1168</b>	<b>92</b> </	

**JOHN MADDEN**

YEAR	GP	G	A	PTS	PIM	PP	SH	
1998-99	4	0	1	1	0	0	0	
1999-00	74	16	9	25	6	0	6	
2000-01	80	23	15	38	12	0	3	
2001-02	82	15	8	23	25	0	0	
2002-03	80	19	22	41	26	2	2	
2003-04	80	12	23	35	22	1	1	
2005-06	82	16	20	36	36	0	1	
2006-07	74	12	20	32	14	0	0	
2007-08	80	20	23	43	26	3	3	
2008-09	76	7	16	23	26	0	1	
<b>TOTALS</b>	<b>712</b>	<b>140</b>	<b>157</b>	<b>297</b>	<b>193</b>	<b>6</b>	<b>17</b>	
PLAYOFFS	GP	G	A	PTS	PIM	PP	SH	
2000	20	3	4	7	0	0	1	
2001	25	4	3	7	6	0	0	
2002	6	0	0	0	0	0	0	
2003	24	6	10	16	2	2	1	
2004	5	0	0	0	0	0	0	
2006	9	4	1	5	8	0	2	
2007	11	1	1	2	2	0	0	
2008	5	2	1	3	2	0	0	
2009	7	0	1	1	4	0	0	
<b>TOTALS</b>	<b>112</b>	<b>20</b>	<b>21</b>	<b>41</b>	<b>24</b>	<b>2</b>	<b>4</b>	
JEFF MADILL	YEAR	GP	G	A	PTS	PIM	PP	SH
1990-91	14	4	0	4	46	0	0	0
PLAYOFFS	GP	G	A	PTS	PIM	PP	SH	
1991	7	0	2	2	8	0	0	0
OLIVIER MAGNAN-GRENIER	YEAR	GP	G	A	PTS	PIM	PP	SH
2010-11	18	0	0	0	4	0	0	0
ADAM MAIR	YEAR	GP	G	A	PTS	PIM	PP	SH
2010-11	65	1	3	4	45	0	0	0
VLADIMIR MALAKHOV	YEAR	GP	G	A	PTS	PIM	PP	SH
1999-00	17	1	4	5	19	1	0	0
2005-06	29	4	5	9	26	3	0	0
<b>TOTALS</b>	<b>46</b>	<b>5</b>	<b>9</b>	<b>14</b>	<b>45</b>	<b>4</b>	<b>0</b>	<b>0</b>
PLAYOFFS	GP	G	A	PTS	PIM	PP	SH	
2000	23	1	4	5	18	1	0	0
DAVID MALEY	YEAR	GP	G	A	PTS	PIM	PP	SH
1987-88	44	4	2	6	65	1	0	0
1988-89	68	5	6	11	249	0	0	0
1989-90	67	8	17	25	160	0	0	0
1990-91	64	8	14	22	151	1	0	0
1991-92	37	7	11	18	58	1	0	0
<b>TOTALS</b>	<b>280</b>	<b>32</b>	<b>50</b>	<b>82</b>	<b>683</b>	<b>3</b>	<b>0</b>	<b>0</b>
PLAYOFFS	GP	G	A	PTS	PIM	PP	SH	
1988	20	3	1	4	80	0	0	0
1990	6	0	0	0	25	0	0	0
<b>TOTAL</b>	<b>26</b>	<b>3</b>	<b>1</b>	<b>4</b>	<b>105</b>	<b>0</b>	<b>0</b>	<b>0</b>
MERLIN MALINOWSKI	YEAR	GP	G	A	PTS	PIM	PP	SH
1982-83	5	3	2	5	0	1	0	0
TROY MALLETTE	YEAR	GP	G	A	PTS	PIM	PP	SH
1991-92	17	3	4	7	43	0	0	0
1992-93	34	4	3	7	56	0	0	0
<b>TOTALS</b>	<b>51</b>	<b>7</b>	<b>7</b>	<b>14</b>	<b>99</b>	<b>0</b>	<b>0</b>	<b>0</b>
OLLI MALMIVAARA	YEAR	GP	G	A	PTS	PIM	PP	SH
2007-08	2	0	0	0	0	0	0	0
DAVE MARCINYSZYN	YEAR	GP	G	A	PTS	PIM	PP	SH
1990-91	9	0	1	1	21	0	0	0
HECTOR MARINI	YEAR	GP	G	A	PTS	PIM	PP	SH
1982-83	77	17	28	45	105	5	0	0
1983-84	32	2	2	4	47	0	0	0
<b>TOTALS</b>	<b>109</b>	<b>19</b>	<b>30</b>	<b>49</b>	<b>152</b>	<b>5</b>	<b>0</b>	<b>0</b>
GORD MARK	YEAR	GP	G	A	PTS	PIM	PP	SH
1986-87	36	3	5	8	82	0	0	0
1987-88	19	0	2	2	27	0	0	0
<b>TOTALS</b>	<b>55</b>	<b>3</b>	<b>7</b>	<b>10</b>	<b>109</b>	<b>0</b>	<b>0</b>	<b>0</b>
GRANT MARSHALL	YEAR	GP	G	A	PTS	PIM	PP	SH
2002-03	10	1	3	4	7	0	0	0
2003-04	65	8	7	15	67	5	0	0
2005-06	76	8	17	25	70	4	0	0
<b>TOTALS</b>	<b>151</b>	<b>17</b>	<b>27</b>	<b>44</b>	<b>144</b>	<b>9</b>	<b>0</b>	<b>0</b>
PLAYOFFS	GP	G	A	PTS	PIM	PP	SH	
2003	24	6	2	8	8	2	0	0
2006	7	0	1	1	8	0	0	0
<b>TOTALS</b>	<b>31</b>	<b>6</b>	<b>3</b>	<b>9</b>	<b>16</b>	<b>2</b>	<b>0</b>	<b>0</b>

**PAUL MARTIN**

YEAR	GP	G	A	PTS	PIM	PP	SH	
2003-04	70	6	18	24	4	2	0	
2005-06	80	5	32	37	32	3	0	
2006-07	82	3	23	26	18	1	0	
2007-08	73	5	27	32	22	2	0	
2008-09	73	5	28	33	36	2	0	
2009-10	22	2	9	11	2	1	0	
<b>TOTALS</b>	<b>400</b>	<b>26</b>	<b>137</b>	<b>163</b>	<b>114</b>	<b>11</b>	<b>0</b>	
PLAYOFFS	GP	G	A	PTS	PIM	PP	SH	
2004	5	1	1	2	4	1	0	
2006	9	0	3	3	4	0	0	
2007	11	0	4	4	6	0	0	
2008	5	1	2	3	2	1	0	
2009	7	0	4	4	2	0	0	
2010	5	0	0	0	0	0	0	
<b>TOTALS</b>	<b>42</b>	<b>2</b>	<b>14</b>	<b>16</b>	<b>18</b>	<b>2</b>	<b>0</b>	
STEFAN MATTEAU	YEAR	GP	G	A	PTS	PIM	PP	SH
2012-13	17	1	2	3	6	0	0	0
2014-15	7	1	0	1	4	0	0	0
2015-16	20	1	0	1	13	0	0	0
<b>TOTALS</b>	<b>44</b>	<b>3</b>	<b>2</b>	<b>5</b>	<b>23</b>	<b>0</b>	<b>0</b>	
RICHARD MATVICHUK	YEAR	GP	G	A	PTS	PIM	PP	SH
2005-06	62	1	10	11	40	0	0	0
2006-07	1	0	0	0	0	0	0	0
<b>TOTALS</b>	<b>63</b>	<b>1</b>	<b>10</b>	<b>11</b>	<b>40</b>	<b>0</b>	<b>0</b>	<b>0</b>
PLAYOFFS	GP	G	A	PTS	PIM	PP	SH	
2006	7	0	0	0	4	0	0	0
2007	9	0	0	0	10	0	0	0
<b>TOTALS</b>	<b>16</b>	<b>0</b>	<b>0</b>	<b>0</b>	<b>14</b>	<b>0</b>	<b>0</b>	<b>0</b>
KEVIN MAXWELL	YEAR	GP	G	A	PTS	PIM	PP	SH
1983-84	14	0	3	3	2	0	0	0
GARY McADAM	YEAR	GP	G	A	PTS	PIM	PP	SH
1983-84	38	9	6	15	15	0	2	0
1984-85	4	1	1	2	0	0	0	0
<b>TOTALS</b>	<b>42</b>	<b>10</b>	<b>7</b>	<b>17</b>	<b>15</b>	<b>0</b>	<b>2</b>	<b>0</b>
CHRIS McALPINE	YEAR	GP	G	A	PTS	PIM	PP	SH
1994-95	24	0	3	3	17	0	0	0
DEAN McAMMOND	YEAR	GP	G	A	PTS	PIM	PP	SH
2009-10	62	8	9	17	40	1	1	0
PLAYOFFS	GP	G	A	PTS	PIM	PP	SH	
2010	5	0	0	0	4	0	0	0
DAN McGILLIS	YEAR	GP	G	A	PTS	PIM	PP	SH
2005-06	27	0	6	6	36	0	0	0
RANDY McKAY	YEAR	GP	G	A	PTS	PIM	PP	SH
1991-92	80	17	16	33	246	2	0	0
1992-93	73	11	11	22	206	1	0	0
1993-94	78	12	15	27	244	0	0	0
1994-95	33	5	7	12	44	0	0	0
1995-96	76	11	10	21	145	3	0	0
1996-97	77	9	18	27	109	0	0	0
1997-98	74	24	24	48	86	8	0	0
1998-99	70	17	20	37	143	3	0	0
1999-00	67	16	23	39	80	3	0	0
2000-01	77	23	20	43	50	12	0	0
2001-02	55	6	7	13	65	3	0	0
<b>TOTALS</b>	<b>760</b>	<b>151</b>	<b>171</b>	<b>322</b>	<b>1418</b>	<b>35</b>	<b>0</b>	<b>0</b>
PLAYOFFS	GP	G	A	PTS	PIM	PP	SH	
1992	7	1	3	4	10	1	0	0
1993	5	0	0	0	16	0	0	0
1994	20	1	2	3	24	0	0	0
1995	19	8	4	12	11	2	0	0
1997	10	1	1	2	0	0	0	0
1998	6	0	1	1	0	0	0	0
1999	7	3	2	5	2	0	0	0
2000	23	0	6	6	9	0	0	0
2001	19	6	3	9	8	2	0	0
<b>TOTALS</b>	<b>116</b>	<b>20</b>	<b>22</b>	<b>42</b>	<b>80</b>	<b>5</b>	<b>0</b>	<b>0</b>
JIM MCKENZIE	YEAR	GP	G	A	PTS	PIM	PP	SH
2000-01	53	2	2	4	119	0	0	0
2001-02	67	3	5	8	123	1	0	0
2002-03	76	4	8	12	88	0	0	0
<b>TOTALS</b>	<b>196</b>	<b>9</b>	<b>15</b>	<b>24</b>	<b>330</b>	<b>1</b>	<b>0</b>	<b>0</b>
PLAYOFFS	GP	G	A	PTS	PIM	PP	SH	
2001	3	0	0	0	2	0	0	0
2002	6	0	0	0	2	0	0	0
2003	13	0	0	0	14	0	0	0
<b>TOTALS</b>	<b>22</b>	<b>0</b>	<b>0</b>	<b>0</b>	<b>18</b>	<b>0</b>	<b>0</b>	<b>0</b>
PETER McNAB	YEAR	GP	G	A	PTS	PIM	PP	SH
1985-86	71	19	24	43	14	6	0	0
1986-87	46	8	12	20	8	2	0	0
<b>TOTALS</b>	<b>117</b>	<b>27</b>	<b>36</b>	<b>63</b>	<b>22</b>	<b>8</b>	<b>0</b>	<b>0</b>

<b>GEORGE McPHEE</b>												
YEAR	GP	G	A	PTS	PIM	PP	SH					
1987-88	5	3	0	3	8	0	0					
1988-89	1	0	1	1	2	0	0					
TOTALS	6	3	1	4	10	0	0					
<b>RICK MEAGHER</b>												
YEAR	GP	G	A	PTS	PIM	PP	SH					
1982-83	57	15	14	29	11	7	0					
1983-84	52	14	14	28	16	2	0					
1984-85	71	11	20	31	22	1	1					
TOTALS	180	40	48	88	49	10	1					
<b>GLENN MERKOSKY</b>												
YEAR	GP	G	A	PTS	PIM	PP	SH					
1982-83	34	4	10	14	20	1	0					
1983-84	5	1	0	1	0	0	0					
TOTALS	39	5	10	15	20	1	0					
<b>COREY MILLEN</b>												
YEAR	GP	G	A	PTS	PIM	PP	SH					
1993-94	78	20	30	50	52	4	0					
1994-95	17	2	3	5	8	0	0					
TOTALS	95	22	33	55	60	4	0					
PLAYOFFS	GP	G	A	PTS	PIM	PP	SH					
1994	7	1	0	1	2	0	0					
<b>JASON MILLER</b>												
YEAR	GP	G	A	PTS	PIM	PP	SH					
1990-91	1	0	0	0	0	0	0					
1991-92	3	0	0	0	0	0	0					
1992-93	2	0	0	0	0	0	0					
TOTALS	6	0	0	0	0	0	0					
<b>BRAD MILLS</b>												
YEAR	GP	G	A	PTS	PIM	PP	SH					
2010-11	4	1	0	1	5	0	0					
2011-12	27	0	1	1	32	0	0					
TOTALS	31	1	1	2	37	0	0					
<b>WILLIE MITCHELL</b>												
YEAR	GP	G	A	PTS	PIM	PP	SH					
1999-00	2	0	0	0	0	0	0					
2000-01	16	0	2	2	29	0	0					
TOTALS	18	0	2	2	29	0	0					
<b>JAROSLAV MODRY</b>												
YEAR	GP	G	A	PTS	PIM	PP	SH					
1993-94	41	2	15	17	18	2	0					
1994-95	11	0	0	0	0	0	0					
TOTALS	52	2	15	17	18	2	0					
<b>ALEXANDER MOGLINY</b>												
YEAR	GP	G	A	PTS	PIM	PP	SH					
1999-00	12	3	3	6	4	2	0					
2000-01	75	43	40	83	43	12	0					
2005-06	34	12	13	25	6	7	0					
TOTALS	121	58	56	114	53	21	0					
PLAYOFFS	GP	G	A	PTS	PIM	PP	SH					
2000	23	4	3	7	4	2	0					
2001	25	5	11	16	8	1	0					
TOTALS	48	9	14	23	12	3	0					
<b>MIKE MOHER</b>												
YEAR	GP	G	A	PTS	PIM	PP	SH					
1982-83	9	0	1	1	28	0	0					
<b>JON MORRIS</b>												
YEAR	GP	G	A	PTS	PIM	PP	SH					
1988-89	4	0	2	2	0	0	0					
1989-90	20	6	7	13	8	2	0					
1990-91	53	9	19	28	27	1	0					
1991-92	7	1	2	3	6	1	0					
1992-93	2	0	0	0	0	0	0					
TOTALS	86	16	30	46	41	4	0					
PLAYOFFS	GP	G	A	PTS	PIM	PP	SH					
1990	6	1	3	4	23	1	0					
1991	5	0	4	4	2	0	0					
TOTALS	11	1	7	8	25	1	0					
<b>BRENDAN MORRISON</b>												
YEAR	GP	G	A	PTS	PIM	PP	SH					
1997-98	11	5	4	9	0	0	0					
1998-99	76	13	33	46	18	5	0					
1999-00	44	5	21	26	8	2	0					
TOTALS	131	23	58	81	26	7	0					
PLAYOFFS	GP	G	A	PTS	PIM	PP	SH					
1998	3	0	1	1	0	0	0					
1999	7	0	2	2	0	0	0					
TOTALS	10	0	3	3	0	0	0					
<b>MIKE MOUTAU</b>												
YEAR	GP	G	A	PTS	PIM	PP	SH					
2007-08	76	4	13	17	48	1	0					
2008-09	80	1	14	15	35	0	0					
2009-10	79	2	16	18	41	0	0					
TOTALS	235	7	43	50	124	1	0					
PLAYOFFS	GP	G	A	PTS	PIM	PP	SH					
2008	5	1	0	1	0	0	0					
2009	7	1	1	2	0	0	0					
2010	5	0	1	1	0	0	0					
TOTALS	17	2	2	4	0	0	0					
<b>BRYAN MUIR</b>												
YEAR	GP	G	A	PTS	PIM	PP	SH					
1998-99	1	0	0	0	0	0	0					
<b>KIRK MULLER</b>												
YEAR	GP	G	A	PTS	PIM	PP	SH					
1984-85	80	17	37	54	69	9	1					
1985-86	77	25	41	66	45	5	1					
1986-87	79	26	50	76	75	10	1					
1987-88	80	37	57	94	114	17	2					
1988-89	80	31	43	74	119	12	1					
1989-90	80	30	56	86	74	9	0					
1990-91	80	19	51	70	76	7	0					
TOTALS	556	185	335	520	572	69	6					
PLAYOFFS	GP	G	A	PTS	PIM	PP	SH					
1988	20	4	8	12	37	0	0					
1990	6	1	3	4	11	0	0					
1991	7	0	2	2	10	0	0					
TOTALS	33	5	13	18	58	0	0					
<b>GRANT MULVEY</b>												
YEAR	GP	G	A	PTS	PIM	PP	SH					
1983-84	12	1	2	3	19	0	0					
<b>CORY MURPHY</b>												
YEAR	GP	G	A	PTS	PIM	PP	SH					
2009-10	12	2	1	3	2	0	0					
<b>SERGEI NEMCHINOV</b>												
YEAR	GP	G	A	PTS	PIM	PP	SH					
1998-99	10	4	0	4	6	1	0					
1999-00	53	10	16	26	18	0	1					
2000-01	65	8	22	30	16	1	0					
2001-02	68	5	5	10	10	0	0					
TOTALS	196	27	43	70	50	2	1					
PLAYOFFS	GP	G	A	PTS	PIM	PP	SH					
1999	4	0	0	0	0	0	0					
2000	21	3	2	5	2	1	0					
2001	25	1	3	4	4	0	0					
2002	3	0	0	0	0	0	0					
TOTALS	53	4	5	9	6	1	0					
<b>BERNIE NICHOLLS</b>												
YEAR	GP	G	A	PTS	PIM	PP	SH					
1992-93	23	5	15	20	40	1	0					
1993-94	61	19	27	46	86	3	0					
TOTALS	84	24	42	66	126	4	0					
PLAYOFFS	GP	G	A	PTS	PIM	PP	SH					
1993	5	0	0	0	6	0	0					
1994	16	4	9	13	28	2	1					
TOTALS	21	4	9	13	34	2	1					
<b>ROB NIEDERMAYER</b>												
YEAR	GP	G	A	PTS	PIM	PP	SH					
2009-10	71	10	12	22	45	0	1					
PLAYOFFS	GP	G	A	PTS	PIM	PP	SH					
2010	5	0	0	0	6	0	0					
<b>SCOTT NIEDERMAYER</b>												
YEAR	GP	G	A	PTS	PIM	PP	SH					
1991-92	4	0	1	1	2	0	0					
1992-93	80	11	29	40	47	5	0					
1993-94	81	10	36	46	42	5	0					
1994-95	48	4	15	19	18	4	0					
1995-96	79	8	25	33	46	6	0					
1996-97	81	5	30	35	64	3	0					
1997-98	81	14	43	57	27	11	0					
1998-99	72	11	35	46	26	1	1					
1999-00	71	7	31	38	48	1	0					
2000-01	57	6	29	35	22	1	0					
2001-02	76	11	22	33	30	2	0					
2002-03	81	11	28	39	62	3	0					
2003-04	81	14	40	54	44	9	0					
TOTALS	892	112	364	476	478	51	1					
PLAYOFFS	GP	G	A	PTS	PIM	PP	SH					
1993	5	0	3	3	2	0	0					
1994	20	2	4	4	8	1	0					
1995	20	4	7	11	10	2	0					
1997	10	2	4	6	6	2	0					
1998	6	0	2	2	4	0	0					
1999	7	1	3	4	18	1	0					
2000	22	5	2	7	10	0	2					
2001	21	0	6	6	14	0	0					
2002	6	0	2	2	6	0	0					
2003	24	2	16	18	16	1	0					
2004	5	1	0	1	6	0	0					
TOTALS	146	17	47	64	100	7	2					
<b>JOE NIEUWENDYK</b>												
YEAR	GP	G	A	PTS	PIM	PP	SH					
2001-02	14	2	9	11	4	0	0					
2002-03	80	17	28	45	56	3	0					
TOTALS	94	19	37	56	60	3	0					
PLAYOFFS	GP	G	A	PTS	PIM	PP	SH					
2002	5	0	1	1	0	0	0					
2003	17	3	6	9	4	1	0					
TOTALS	22	3	7	10	4	1	0					

## LEE NORWOOD

YEAR	GP	G	A	PTS	PIM	PP	SH
1990-91	28	3	2	5	87	1	0
PLAYOFFS	GP	G	A	PTS	PIM	PP	SH
1991	4	0	0	0	18	0	0

## JIM O'BRIEN

YEAR	GP	G	A	PTS	PIM	PP	SH
2015-16	4	0	0	0	2	0	0

## JACK O'CALLAHAN

YEAR	GP	G	A	PTS	PIM	PP	SH
1987-88	50	7	19	26	97	4	0
1988-89	36	5	21	26	51	5	0
TOTALS	86	12	40	52	148	9	0
PLAYOFFS	GP	G	A	PTS	PIM	PP	SH
1988	5	1	3	4	6	0	0

## MYLES O'CONNOR

YEAR	GP	G	A	PTS	PIM	PP	SH
1990-91	22	3	1	4	41	0	0
1991-92	9	0	2	2	13	0	0
1992-93	7	0	0	0	9	0	0
TOTALS	38	3	3	6	63	0	0

## LYLE ODELEIN

YEAR	GP	G	A	PTS	PIM	PP	SH
1996-97	79	3	13	16	110	1	0
1997-98	79	4	19	23	171	1	0
1998-99	70	5	26	31	114	1	0
1999-00	57	1	15	16	104	0	0
TOTALS	285	13	73	86	499	3	0
PLAYOFFS	GP	G	A	PTS	PIM	PP	SH
1997	10	2	2	4	19	1	0
1998	6	1	1	2	21	1	0
1999	7	0	3	3	10	0	0
TOTALS	23	3	6	9	50	2	0

## SEAN O'DONNELL

YEAR	GP	G	A	PTS	PIM	PP	SH
2000-01	17	0	1	1	33	0	0
PLAYOFFS	GP	G	A	PTS	PIM	PP	SH
2001	23	1	2	3	41	0	0

## JOHNNY ODUYA

YEAR	GP	G	A	PTS	PIM	PP	SH
2006-07	76	2	9	11	61	0	0
2007-08	75	6	20	26	46	2	0
2008-09	82	7	22	29	30	1	1
2009-10	40	2	2	4	18	0	0
TOTALS	273	17	53	70	155	3	1
PLAYOFFS	GP	G	A	PTS	PIM	PP	SH
2007	6	0	1	1	6	0	0
2008	5	0	1	1	6	0	0
2009	7	0	0	0	2	0	0
TOTALS	18	0	2	2	14	0	0

## JANNE OJANEN

YEAR	GP	G	A	PTS	PIM	PP	SH
1988-89	3	0	1	1	2	0	0
1989-90	64	17	13	30	12	1	0
1992-93	31	4	9	13	14	1	0
TOTALS	98	21	23	44	28	2	0
PLAYOFFS	GP	G	A	PTS	PIM	PP	SH
1992	3	0	2	2	0	0	0

## ROSTISLAV OLESZ

YEAR	GP	G	A	PTS	PIM	PP	SH
2013-14	10	0	2	2	0	0	0

## KRZYSZTOF OLIWA

YEAR	GP	G	A	PTS	PIM	PP	SH
1996-97	1	0	0	0	5	0	0
1997-98	73	2	3	5	295	0	0
1998-99	64	5	7	12	240	0	0
1999-00	69	6	10	16	184	1	0
2005-06	3	0	0	0	0	0	0
TOTALS	210	13	20	33	724	1	0
PLAYOFFS	GP	G	A	PTS	PIM	PP	SH
1998	6	0	0	0	23	0	0
1999	1	0	0	0	2	0	0
TOTALS	7	0	0	0	25	0	0

## BRIAN O'NEILL

YEAR	GP	G	A	PTS	PIM	PP	SH
2015-16	22	0	2	2	8	0	0

## ROB PALMER

YEAR	GP	G	A	PTS	PIM	PP	SH
1982-83	60	1	10	11	21	0	0
1983-84	38	0	5	5	10	0	0
TOTALS	98	1	15	16	31	0	0

## NICK PALMIERI

YEAR	GP	G	A	PTS	PIM	PP	SH
2009-10	6	0	1	1	0	0	0
2010-11	43	9	8	17	6	1	0
2011-12	29	4	3	7	14	0	0
TOTALS	78	13	12	25	20	1	0

## JAY PANDOLFO

YEAR	GP	G	A	PTS	PIM	PP	SH
1996-97	46	6	8	14	6	0	0
1997-98	23	1	3	2	4	0	0
1998-99	70	14	13	27	10	1	1
1999-00	71	7	8	15	4	0	0
2000-01	63	4	12	16	16	0	0
2001-02	65	4	10	14	15	0	1
2002-03	68	6	11	17	23	0	1
2003-04	82	13	13	26	14	1	2
2005-06	82	10	10	20	16	0	0
2006-07	82	13	14	27	8	0	1
2007-08	54	12	12	24	22	0	0
2008-09	61	5	5	10	10	0	1
2009-10	52	4	5	9	6	0	0
TOTALS	819	99	124	223	154	2	7
PLAYOFFS	GP	G	A	PTS	PIM	PP	SH
1997	6	0	1	1	0	0	0
1998	3	0	2	2	0	0	0
1999	7	1	0	1	0	0	0
2000	23	0	5	5	0	0	0
2001	25	1	4	5	4	0	0
2002	6	0	0	0	0	0	0
2003	24	6	6	12	2	0	0
2004	5	0	0	0	0	0	0
2006	9	1	4	5	0	0	1
2007	11	1	0	1	4	0	0
2008	5	0	0	0	2	0	0
2009	7	1	0	1	0	0	0
TOTALS	131	11	22	33	12	0	1

## ZACH PARISE

YEAR	GP	G	A	PTS	PIM	PP	SH
2005-06	81	14	18	32	28	2	0
2006-07	82	31	31	62	30	9	0
2007-08	81	32	33	65	25	10	1
2008-09	82	45	49	94	24	14	0
2009-10	81	38	44	82	32	9	1
2010-11	83	3	3	6	6	0	0
2011-12	82	31	38	69	32	7	3
TOTALS	502	194	216	410	177	51	5
PLAYOFFS	GP	G	A	PTS	PIM	PP	SH
2006	9	1	2	3	2	0	0
2007	11	7	3	10	8	2	0
2008	5	1	4	5	2	1	0
2009	7	3	3	6	2	1	0
2010	5	1	3	4	0	0	1
2012	24	8	7	15	4	3	0
TOTALS	61	21	22	43	18	7	1

## DENIS PEDERSON

YEAR	GP	G	A	PTS	PIM	PP	SH
1995-96	10	3	1	4	0	1	0
1996-97	70	12	20	32	62	3	0
1997-98	80	15	13	28	97	7	0
1998-99	76	11	12	23	66	3	0
1999-00	35	3	3	6	16	0	0
TOTALS	271	44	49	93	241	14	0
PLAYOFFS	GP	G	A	PTS	PIM	PP	SH
1997	9	0	0	0	2	0	0
1998	6	1	1	2	2	0	1
1999	3	0	1	1	0	0	0
TOTALS	18	1	2	3	4	0	1

## SCOTT PELLERIN

YEAR	GP	G	A	PTS	PIM	PP	SH
1992-93	45	10	11	21	41	1	2
1993-94	1	0	0	0	2	0	0
1995-96	6	2	1	3	0	0	0
TOTALS	52	12	12	24	43	1	2

## MIKE PELUSO

YEAR	GP	G	A	PTS	PIM	PP	SH
1993-94	69	4	16	20	238	0	0
1994-95	46	2	9	11	167	0	0
1995-96	57	3	8	11	146	0	0
1996-97	20	0	2	2	68	0	0
TOTALS	192	9	35	44	619	0	0
PLAYOFFS	GP	G	A	PTS	PIM	PP	SH
1994	17	1	0	1	64	0	0
1995	20	1	2	3	8	0	0
TOTALS	37	2	2	4	72	0	0

## RICARD PERSSON

YEAR	GP	G	A	PTS	PIM	PP	SH
1995-96	12	2	1	3	8	1	0
1996-97	1	0	0	0	0	0	0
TOTALS	13	2	1	3	8	1	0

## ANDREW PETERS

YEAR	GP	G	A	PTS	PIM	PP	SH
2009-10	29	0	0	0	93	0	0

## DAVID PICHETTE

YEAR	GP	G	A	PTS	PIM	PP	SH

<b>RANDY PIERCE</b>							
YEAR	GP	G	A	PTS	PIM	PP	SH
1982-83	3	0	0	0	0	0	0
<b>TUOMAS PIIHLMAN</b>							
YEAR	GP	G	A	PTS	PIM	PP	SH
2003-04	2	0	0	0	2	0	0
2005-06	11	1	1	2	10	0	0
2006-07	2	0	0	0	0	0	0
<b>TOTALS</b>	<b>15</b>	<b>1</b>	<b>1</b>	<b>2</b>	<b>12</b>	<b>0</b>	<b>0</b>
<b>ILKKA PIKKARAINEN</b>							
YEAR	GP	G	A	PTS	PIM	PP	SH
2009-10	31	1	3	4	10	0	0
<b>WALT PODDUBNY</b>							
YEAR	GP	G	A	PTS	PIM	PP	SH
1989-90	33	4	10	14	28	1	0
1990-91	14	4	6	10	10	0	0
1991-92	7	1	2	3	6	0	0
<b>TOTALS</b>	<b>54</b>	<b>9</b>	<b>18</b>	<b>27</b>	<b>44</b>	<b>1</b>	<b>0</b>
<b>ALEXEI PONIKAROVSKY</b>							
YEAR	GP	G	A	PTS	PIM	PP	SH
2011-12	33	7	11	18	8	0	0
2012-13	30	2	5	7	8	0	0
<b>TOTALS</b>	<b>63</b>	<b>9</b>	<b>16</b>	<b>25</b>	<b>16</b>	<b>0</b>	<b>0</b>
<b>PLAYOFFS</b>							
GP	G	A	PTS	PIM	PP	SH	
2012	24	1	8	9	12	0	0
<b>JUKKA PORVARI</b>							
YEAR	GP	G	A	PTS	PIM	PP	SH
1982-83	8	1	3	4	4	0	0
<b>RICH PRESTON</b>							
YEAR	GP	G	A	PTS	PIM	PP	SH
1984-85	75	12	15	27	26	1	0
1985-86	76	19	22	41	65	3	0
<b>TOTALS</b>	<b>151</b>	<b>31</b>	<b>37</b>	<b>68</b>	<b>91</b>	<b>4</b>	<b>0</b>
<b>JOEL QUENNEVILLE</b>							
YEAR	GP	G	A	PTS	PIM	PP	SH
1982-83	74	5	12	17	46	0	1
<b>DERON QUINT</b>							
YEAR	GP	G	A	PTS	PIM	PP	SH
1999-00	4	1	0	1	2	0	0
<b>KAREL RACHUNEK</b>							
YEAR	GP	G	A	PTS	PIM	PP	SH
2007-08	47	4	9	13	40	0	0
<b>BRIAN RAFALSKI</b>							
YEAR	GP	G	A	PTS	PIM	PP	SH
1999-00	75	5	27	32	28	1	0
2000-01	78	9	43	52	26	6	0
2001-02	76	7	40	47	18	2	0
2002-03	79	3	37	40	14	2	0
2003-04	69	6	30	36	24	2	0
2005-06	82	6	43	49	36	3	0
2006-07	82	8	47	55	34	3	1
<b>TOTALS</b>	<b>541</b>	<b>44</b>	<b>267</b>	<b>311</b>	<b>180</b>	<b>19</b>	<b>1</b>
<b>PLAYOFFS</b>							
GP	G	A	PTS	PIM	PP	SH	
2000	23	2	6	8	8	0	0
2001	25	7	11	18	7	1	0
2002	6	3	2	5	4	3	0
2003	23	2	9	11	8	2	0
2004	5	0	1	1	0	0	0
2006	9	1	8	9	2	1	0
2007	11	2	6	8	8	2	0
<b>TOTALS</b>	<b>102</b>	<b>17</b>	<b>43</b>	<b>60</b>	<b>37</b>	<b>9</b>	<b>0</b>
<b>ERIK RASMUSSEN</b>							
YEAR	GP	G	A	PTS	PIM	PP	SH
2003-04	69	7	6	13	41	0	0
2005-06	67	5	5	10	32	1	0
2006-07	71	3	7	10	25	0	0
<b>TOTALS</b>	<b>207</b>	<b>15</b>	<b>18</b>	<b>33</b>	<b>98</b>	<b>1</b>	<b>0</b>
<b>PLAYOFFS</b>							
GP	G	A	PTS	PIM	PP	SH	
2004	5	0	2	2	0	0	0
2006	9	0	0	0	8	0	0
2007	11	0	0	0	14	0	0
<b>TOTALS</b>	<b>25</b>	<b>0</b>	<b>2</b>	<b>2</b>	<b>24</b>	<b>0</b>	<b>0</b>
<b>PASCAL RHEAUME</b>							
YEAR	GP	G	A	PTS	PIM	PP	SH
1996-97	2	1	0	1	0	0	0
2002-03	21	4	1	5	8	0	1
2005-06	12	0	0	0	4	0	0
<b>TOTALS</b>	<b>35</b>	<b>5</b>	<b>1</b>	<b>6</b>	<b>12</b>	<b>0</b>	<b>1</b>
<b>PLAYOFFS</b>							
GP	G	A	PTS	PIM	PP	SH	
2003	24	1	2	3	13	0	0
<b>STEPHANE RICHER</b>							
YEAR	GP	G	A	PTS	PIM	PP	SH
1991-92	74	29	35	64	25	5	1
1992-93	78	38	35	73	44	7	1
1993-94	80	36	36	72	16	7	3
1994-95	45	23	16	39	10	1	2
1995-96	73	20	12	32	30	3	4
2001-02	10	1	2	3	0	0	0
<b>TOTALS</b>	<b>360</b>	<b>147</b>	<b>136</b>	<b>283</b>	<b>125</b>	<b>23</b>	<b>11</b>

<b>PLAYOFFS</b>							
GP	G	A	PTS	PIM	PP	SH	
1992	7	1	2	3	0	0	
1993	5	2	2	4	2	1	
1994	20	7	5	12	6	3	
1995	19	6	15	21	2	3	
2002	3	0	0	0	0	0	
<b>TOTALS</b>	<b>54</b>	<b>16</b>	<b>24</b>	<b>40</b>	<b>10</b>	<b>7</b>	
<b>STEVE RICHMOND</b>							
YEAR	GP	G	A	PTS	PIM	PP	SH
1986-87	44	1	7	8	143	0	0
<b>BRIAN ROLSTON</b>							
YEAR	GP	G	A	PTS	PIM	PP	SH
1994-95	40	7	11	18	17	2	0
1995-96	58	13	11	24	8	3	1
1996-97	81	18	27	45	20	2	2
1997-98	76	16	14	30	16	0	2
1998-99	82	24	33	57	14	5	5
1999-00	11	3	1	4	0	1	0
2008-09	64	15	17	32	30	8	0
2009-10	80	20	17	37	22	7	0
2010-11	65	14	20	34	34	6	0
<b>TOTALS</b>	<b>557</b>	<b>130</b>	<b>151</b>	<b>281</b>	<b>161</b>	<b>34</b>	<b>10</b>
<b>PLAYOFFS</b>							
GP	G	A	PTS	PIM	PP	SH	
1995	6	2	1	3	4	1	0
1997	10	4	1	5	6	1	2
1998	6	1	0	1	2	0	1
1999	7	1	0	1	2	0	1
2009	7	1	1	2	4	1	0
2010	5	2	1	3	0	2	0
<b>TOTALS</b>	<b>41</b>	<b>11</b>	<b>4</b>	<b>15</b>	<b>18</b>	<b>5</b>	<b>4</b>
<b>STEVE ROONEY</b>							
YEAR	GP	G	A	PTS	PIM	PP	SH
1988-89	25	3	1	4	79	0	0
<b>REIJO RUOTSALAINEN</b>							
YEAR	GP	G	A	PTS	PIM	PP	SH
1989-90	31	2	5	7	14	1	0
<b>MIKE RUPP</b>							
YEAR	GP	G	A	PTS	PIM	PP	SH
2002-03	26	5	3	8	21	2	0
2003-04	51	6	5	11	41	1	0
2006-07	76	6	3	9	92	0	0
2007-08	64	3	6	9	58	1	0
2008-09	72	3	6	9	136	0	0
<b>TOTALS</b>	<b>289</b>	<b>23</b>	<b>23</b>	<b>46</b>	<b>348</b>	<b>4</b>	<b>0</b>
<b>PLAYOFFS</b>							
GP	G	A	PTS	PIM	PP	SH	
2003	4	1	3	4	0	0	1
2007	9	0	1	1	7	0	0
2008	5	0	1	1	2	0	0
2009	7	0	0	0	14	0	0
<b>TOTALS</b>	<b>25</b>	<b>1</b>	<b>5</b>	<b>6</b>	<b>23</b>	<b>0</b>	<b>0</b>
<b>PHIL RUSSELL</b>							
YEAR	GP	G	A	PTS	PIM	PP	SH
1983-84	76	9	22	31	96	0	0
1984-85	66	4	16	20	110	0	1
1985-86	30	2	3	5	51	0	0
<b>TOTALS</b>	<b>172</b>	<b>15</b>	<b>41</b>	<b>56</b>	<b>257</b>	<b>0</b>	<b>1</b>
<b>TUOMO RUUTU</b>							
YEAR	GP	G	A	PTS	PIM	PP	SH
2013-14	19	3	5	8	10	1	0
2014-15	77	7	6	13	28	0	0
2015-16	33	0	1	1	8	0	0
<b>TOTALS</b>	<b>129</b>	<b>10</b>	<b>12</b>	<b>22</b>	<b>46</b>	<b>1</b>	<b>0</b>
<b>MICHAEL RYDER</b>							
YEAR	GP	G	A	PTS	PIM	PP	SH
2013-14	82	18	16	34	18	4	1
2014-15	47	6	13	19	30	0	0
<b>TOTALS</b>	<b>129</b>	<b>24</b>	<b>29</b>	<b>53</b>	<b>48</b>	<b>4</b>	<b>1</b>
<b>JASON RYZNAR</b>							
YEAR	GP	G	A	PTS	PIM	PP	SH
2005-06	8	0	0	0	2	0	0
<b>ANSSI SALMELA</b>							
YEAR	GP	G	A	PTS	PIM	PP	SH
2008-09	17	0	3	3	6	0	0
2009-10	9	1	2	3	0	0	1
2010-11	48	1	6	7	14	0	0
<b>TOTALS</b>	<b>74</b>	<b>2</b>	<b>11</b>	<b>13</b>	<b>20</b>	<b>0</b>	<b>1</b>
<b>ANDREAS SALOMONSSON</b>							
YEAR	GP	G	A	PTS	PIM	PP	SH
2001-02	39	4	5	9	22	1	0
<b>PLAYOFFS</b>							
GP	G	A	PTS	PIM	PP	SH	
2002	4	0	1	1	0	0	0
<b>BRYCE SALVADOR</b>							
YEAR	GP	G	A	PTS	PIM	PP	SH
2007-08	8	0	0	0	11	0	0
2008-09	76	3	13	16	78	0	0
2009-10	79	4	10	14	57	0	0
2010-11							
2011-12	82	0	9	9	66	0	0
2012-13	39	0	2	2	22	0	0
2013-14	40	1	3	4	29	0	0
2014-15	15	0	2	2	20	0	0
<b>TOTALS</b>	<b>339</b>	<b>8</b>	<b>39</b>	<b>47</b>	<b>283</b>	<b>0</b>	<b>0</b>

DID NOT PLAY

PLAYOFFS	GP	G	A	PTS	PIM	PP	SH
2008	5	1	0	1	2	0	0
2009	4	0	0	0	4	0	0
2010	5	0	0	0	6	0	0
2012	24	4	10	14	26	0	1
<b>TOTALS</b>	<b>38</b>	<b>5</b>	<b>10</b>	<b>15</b>	<b>38</b>	<b>0</b>	<b>1</b>

**ALEXANDER SEMAK**

YEAR	GP	G	A	PTS	PIM	PP	SH
1991-92	25	5	6	11	0	0	0
1992-93	82	37	42	79	70	4	1
1993-94	54	12	17	29	22	2	2
1994-95	19	2	6	8	13	0	0
<b>TOTALS</b>	<b>180</b>	<b>56</b>	<b>71</b>	<b>127</b>	<b>105</b>	<b>6</b>	<b>3</b>

PLAYOFFS	GP	G	A	PTS	PIM	PP	SH
1992	1	0	0	0	0	0	0
1993	5	1	1	2	0	0	0
1994	2	0	0	0	0	0	0
<b>TOTALS</b>	<b>8</b>	<b>1</b>	<b>1</b>	<b>2</b>	<b>0</b>	<b>0</b>	<b>0</b>

**TIM SESTITO**

YEAR	GP	G	A	PTS	PIM	PP	SH
2009-10	9	0	1	1	2	0	0
2010-11	36	0	2	2	9	0	0
2011-12	18	0	0	0	7	0	0
2012-13	6	0	0	0	2	0	0
2013-14	16	0	3	3	2	0	0
2014-15	15	0	2	2	33	0	0
<b>TOTALS</b>	<b>100</b>	<b>0</b>	<b>8</b>	<b>8</b>	<b>55</b>	<b>0</b>	<b>0</b>

PLAYOFFS	GP	G	A	PTS	PIM	PP	SH
2012	1	0	0	0	0	0	0

**DAVID SCHLENKO**

YEAR	GP	G	A	PTS	PIM	PP	SH
2015-16	67	6	13	19	16	1	0

**BRENDAN SHANAHAN**

YEAR	GP	G	A	PTS	PIM	PP	SH
1987-88	65	7	19	26	131	2	0
1988-89	68	22	28	50	115	9	0
1989-90	73	30	42	72	137	8	0
1990-91	75	29	37	66	141	7	0
2008-09	34	6	8	14	29	2	0
<b>TOTALS</b>	<b>315</b>	<b>94</b>	<b>134</b>	<b>228</b>	<b>553</b>	<b>28</b>	<b>0</b>

PLAYOFFS	GP	G	A	PTS	PIM	PP	SH
1988	12	2	1	3	44	1	0
1990	6	3	3	6	20	1	0
1991	7	3	5	8	12	2	0
2009	7	1	2	3	2	0	0
<b>TOTALS</b>	<b>32</b>	<b>9</b>	<b>11</b>	<b>20</b>	<b>78</b>	<b>4</b>	<b>0</b>

**VADIM SHARIFJANOV**

YEAR	GP	G	A	PTS	PIM	PP	SH
1996-97	2	0	0	0	0	0	0
1998-99	53	11	16	27	28	1	0
1999-00	20	3	4	7	8	0	0
<b>TOTALS</b>	<b>75</b>	<b>14</b>	<b>20</b>	<b>34</b>	<b>36</b>	<b>1</b>	<b>0</b>

PLAYOFFS	GP	G	A	PTS	PIM	PP	SH
1999	4	0	0	0	0	0	0

**REID SIMPSON**

YEAR	GP	G	A	PTS	PIM	PP	SH
1994-95	9	0	0	0	27	0	0
1995-96	23	1	5	6	79	0	0
1996-97	27	0	4	4	60	0	0
1997-98	6	0	0	0	16	0	0
<b>TOTALS</b>	<b>65</b>	<b>1</b>	<b>9</b>	<b>10</b>	<b>182</b>	<b>0</b>	<b>0</b>

PLAYOFFS	GP	G	A	PTS	PIM	PP	SH
1997	5	0	0	0	29	0	0

**MIKE SISLO**

YEAR	GP	G	A	PTS	PIM	PP	SH
2013-14	14	0	0	0	0	0	0
2014-15	10	0	1	1	2	0	0
2015-16	18	3	1	4	4	1	0
<b>TOTALS</b>	<b>42</b>	<b>3</b>	<b>2</b>	<b>5</b>	<b>6</b>	<b>1</b>	<b>0</b>

**JARROD SKALDE**

YEAR	GP	G	A	PTS	PIM	PP	SH
1990-91	1	0	1	1	0	0	0
1991-92	15	2	4	6	4	0	0
1992-93	11	0	2	2	4	0	0
<b>TOTALS</b>	<b>27</b>	<b>2</b>	<b>7</b>	<b>9</b>	<b>8</b>	<b>0</b>	<b>0</b>

**MARTIN SKOULA**

YEAR	GP	G	A	PTS	PIM	PP	SH
2009-10	19	0	3	3	4	0	0

PLAYOFFS	GP	G	A	PTS	PIM	PP	SH
2010	4	0	0	0	0	0	0

**ROB SKRLAC**

YEAR	GP	G	A	PTS	PIM	PP	SH
2003-04	8	1	0	1	22	0	0

**RICHARD SMEHLIK**

YEAR	GP	G	A	PTS	PIM	PP	SH
2002-03	12	0	2	2	0	0	0

PLAYOFFS	GP	G	A	PTS	PIM	PP	SH
2003	5	0	0	0	2	0	0

**JASON SMITH**

YEAR	GP	G	A	PTS	PIM	PP	SH
1993-94	41	0	5	5	43	0	0
1994-95	2	0	0	0	0	0	0
1995-96	64	2	1	3	96	0	0
1996-97	57	1	2	3	38	0	0
<b>TOTALS</b>	<b>164</b>	<b>3</b>	<b>8</b>	<b>11</b>	<b>177</b>	<b>0</b>	<b>0</b>

PLAYOFFS	GP	G	A	PTS	PIM	PP	SH
1994	6	0	0	0	7	0	0

**SHELDON SOURAY**

YEAR	GP	G	A	PTS	PIM	PP	SH
1997-98	60	3	7	10	85	0	0
1998-99	70	1	7	8	110	0	0
1999-00	52	0	8	8	70	0	0
<b>TOTALS</b>	<b>182</b>	<b>4</b>	<b>22</b>	<b>26</b>	<b>265</b>	<b>0</b>	<b>0</b>

PLAYOFFS	GP	G	A	PTS	PIM	PP	SH
1998	3	0	1	1	2	0	0
1999	2	0	1	1	0	0	0
<b>TOTALS</b>	<b>5</b>	<b>0</b>	<b>2</b>	<b>2</b>	<b>2</b>	<b>0</b>	<b>0</b>

**SERGEI STARIKOV**

YEAR	GP	G	A	PTS	PIM	PP	SH
1989-90	16	0	1	1	8	0	0

**PETER STASTNY**

YEAR	GP	G	A	PTS	PIM	PP	SH
1989-90	12	5	6	11	16	2	0
1990-91	77	18	42	60	53	4	0
1991-92	66	24	38	62	42	10	1
1992-93	62	17	23	40	22	7	0
<b>TOTALS</b>	<b>217</b>	<b>64</b>	<b>109</b>	<b>173</b>	<b>133</b>	<b>23</b>	<b>1</b>

PLAYOFFS	GP	G	A	PTS	PIM	PP	SH
1990	6	3	2	5	4	1	0
1991	7	3	4	7	2	1	0
1992	7	3	7	10	19	0	0
1993	5	0	2	2	2	0	0
<b>TOTALS</b>	<b>25</b>	<b>9</b>	<b>15</b>	<b>24</b>	<b>27</b>	<b>2</b>	<b>0</b>

**DAVID STECKEL**

YEAR	GP	G	A	PTS	PIM	PP	SH
2010-11	18	1	0	1	2	0	0

**LEE STEMPIAK**

YEAR	GP	G	A	PTS	PIM	PP	SH
2015-16	63	16	25	41	34	3	1

**SCOTT STEVENS**

YEAR	GP	G	A	PTS	PIM	PP	SH
1991-92	68	17	42	59	124	7	1
1992-93	81	12	45	57	120	8	0
1993-94	83	18	60	78	112	5	1
1994-95	48	2	20	22	56	1	0
1995-96	82	5	23	28	100	2	1
1996-97	79	5	19	24	70	0	0
1997-98	80	4	22	26	80	1	0
1998-99	75	5	22	27	64	0	0
1999-00	78	8	21	29	103	0	1
2000-01	81	9	22	31	71	3	0
2001-02	82	1	16	17	44	0	0
2002-03	81	4	16	20	41	0	0
2003-04	38	3	9	12	22	1	0
<b>TOTALS</b>	<b>956</b>	<b>93</b>	<b>337</b>	<b>430</b>	<b>1007</b>	<b>28</b>	<b>4</b>

PLAYOFFS	GP	G	A	PTS	PIM	PP	SH
1992	7	2	1	3	29	2	0
1993	5	2	2	4	10	1	0
1994	20	2	9	11	42	2	0
1995	20	1	7	8	24	0	0
1997	10	0	4	4	2	0	0
1998	6	1	0	1	8	0	0
1999	7	2	1	3	10	2	0
2000	23	3	8	11	6	0	0
2001	25	1	7	8	37	0	0
2002	6	0	0	0	4	0	0
2003	24	3	6	9	14	1	0
<b>TOTALS</b>	<b>153</b>	<b>17</b>	<b>45</b>	<b>62</b>	<b>186</b>	<b>8</b>	<b>0</b>

**TURNER STEVENSON**

YEAR	GP	G	A	PTS	PIM	PP	SH
2000-01	69	8	18	26	97	2	0
2001-02	21	0	2	2	25	0	0
2002-03	77	7	13	20	115</		

AL STEWART

YEAR	GP	G	A	PTS	PIM	PP	SH
1985-86	4	0	0	0	21	0	0
1986-87	7	1	0	0	1	26	0
1987-88	1	0	0	0	0	0	0
1988-89	1	0	0	2	7	15	0
1990-91	41	5	2	7	159	0	0
1991-92	1	0	0	0	5	0	0
TOTALS	60	6	4	10	226	0	0

ALEKSANDER SUGLOV

YEAR	GP	G	A	PTS	PIM	PP	SH
2003-04	1	0	0	0	0	0	0
2005-06	1	1	0	1	0	1	0
TOTALS	2	1	0	1	0	1	0

DOUG SULLIMAN

YEAR	GP	G	A	PTS	PIM	PP	SH
1984-85	57	22	16	38	4	6	0
1985-86	73	21	22	43	20	6	1
1986-87	78	27	26	53	14	4	1
1987-88	59	16	14	30	22	8	1
TOTALS	267	86	78	164	60	24	3
PLAYOFFS	GP	G	A	PTS	PIM	PP	SH
1988	9	0	3	3	2	0	0

BRIAN SULLIVAN

YEAR	GP	G	A	PTS	PIM	PP	SH
1992-93	2	0	1	1	0	0	0

STEVE SULLIVAN

YEAR	GP	G	A	PTS	PIM	PP	SH
1995-96	16	5	4	9	8	2	0
1996-97	33	8	14	22	14	2	0
2012-13	9	2	3	5	4	2	0
TOTALS	58	15	21	36	26	6	0

PATRIK SUNDSTROM

YEAR	GP	G	A	PTS	PIM	PP	SH
1987-88	78	15	36	51	42	9	1
1988-89	65	28	41	69	36	12	1
1989-90	74	27	49	76	34	8	1
1990-91	71	15	31	46	48	4	1
1991-92	17	1	3	4	8	1	0
TOTALS	305	86	160	246	168	34	4
PLAYOFFS	GP	G	A	PTS	PIM	PP	SH
1988	18	7	13	20	14	3	0
1990	6	1	3	4	2	0	0
1991	2	0	0	0	0	0	0
TOTALS	26	8	16	24	16	3	0

PETER SUNDSTROM

YEAR	GP	G	A	PTS	PIM	PP	SH
1989-90	21	1	2	3	4	0	0

KEN SUTTON

YEAR	GP	G	A	PTS	PIM	PP	SH
1997-98	13	0	0	0	6	0	0
1998-99	5	1	0	1	0	0	0
1999-00	6	0	2	2	2	0	0
2000-01	53	1	7	8	37	0	0
TOTALS	77	2	9	11	45	0	0
PLAYOFFS	GP	G	A	PTS	PIM	PP	SH
2001	6	0	0	0	13	0	0

PETR SYKORA

YEAR	GP	G	A	PTS	PIM	PP	SH
1995-96	63	18	24	42	32	8	0
1996-97	19	1	2	3	4	0	0
1997-98	58	16	20	36	22	3	1
1998-99	80	29	43	72	22	15	0
1999-00	79	25	43	68	26	5	1
2000-01	73	35	46	81	32	9	2
2001-02	73	21	27	48	44	4	0
2011-12	82	21	23	44	40	4	0
TOTALS	527	166	228	394	222	48	4
PLAYOFFS	GP	G	A	PTS	PIM	PP	SH
1997	2	0	0	0	2	0	0
1998	2	0	0	0	0	0	0
1999	7	3	3	6	4	0	0
2000	23	9	8	17	10	1	0
2001	25	10	12	22	12	2	2
2002	4	0	1	1	0	0	0
2012	18	2	3	5	6	1	0
TOTALS	81	24	27	51	34	4	2

BARRY TALLACKSON

YEAR	GP	G	A	PTS	PIM	PP	SH
2005-06	10	1	1	2	2	0	0
2006-07	3	0	0	0	0	0	0
2007-08	3	0	0	0	0	0	0
2008-09	4	0	0	0	0	0	0
TOTALS	20	1	1	2	2	0	0

HENRIK TALLINDER

YEAR	GP	G	A	PTS	PIM	PP	SH
2010-11	82	5	11	16	40	0	1
2011-12	39	0	6	6	16	0	0
2012-13	25	1	3	4	10	0	0
TOTALS	146	6	20	26	66	0	1
PLAYOFFS	GP	G	A	PTS	PIM	PP	SH
2012	3	0	0	0	0	0	0

STEVE TAMBELLINI

YEAR	GP	G	A	PTS	PIM	PP	SH
1982-83	73	25	18	43	14	6	1

MATT TAORMINA

YEAR	GP	G	A	PTS	PIM	PP	SH
2010-11	17	3	2	5	2	1	0
2011-12	30	1	6	7	4	0	0
TOTALS	47	4	8	12	6	1	0

STEVE THOMAS

YEAR	GP	G	A	PTS	PIM	PP	SH
1995-96	81	26	35	61	98	6	0
1996-97	57	15	19	34	46	1	0
1997-98	55	14	10	24	32	3	0
TOTALS	193	55	64	119	176	10	0
PLAYOFFS	GP	G	A	PTS	PIM	PP	SH
1997	10	1	1	2	18	0	0
1998	6	0	3	3	2	0	0
TOTALS	16	1	4	5	20	0	0

PAUL THOMPSON

YEAR	GP	G	A	PTS	PIM	PP	SH
2015-16	3	0	0	0	2	0	0

JIM THOMSON

YEAR	GP	G	A	PTS	PIM	PP	SH
1989-90	3	0	0	0	31	0	0

ESA TIKKANEN

YEAR	GP	G	A	PTS	PIM	PP	SH
1995-96	9	0	2	2	4	0	0
JIRI TLUSTY	GP	G	A	PTS	PIM	PP	SH
2015-16	30	2	2	4	6	1	0

KEVIN TODD

YEAR	GP	G	A	PTS	PIM	PP	SH
1988-89	1	0	0	0	0	0	0
1990-91	1	0	0	0	0	0	0
1991-92	80	21	42	63	69	2	0
1992-93	30	5	5	10	16	0	0
TOTALS	112	26	47	73	85	2	0
PLAYOFFS	GP	G	A	PTS	PIM	PP	SH
1991	1	0	0	0	6	0	0
1992	7	3	2	5	8	1	0
TOTALS	8	3	2	5	14	1	0

JORDIN TOOTOO

YEAR	GP	G	A	PTS	PIM	PP	SH
2014-15	68	10	5	15	72	1	0
2015-16	66	4	5	9	102	2	0
TOTALS	134	14	10	24	174	3	0

ROCKY TROTTIER

YEAR	GP	G	A	PTS	PIM	PP	SH
1983-84	5	1	1	2	0	0	0
1984-85	33	5	3	8	2	0	0
TOTALS	38	6	4	10	2	0	0

SYLVAIN TURGEON

YEAR	GP	G	A	PTS	PIM	PP	SH
1989-90	72	30	17	47	81	7	0
PLAYOFFS	GP	G	A	PTS	PIM	PP	SH
1990	1	0	0	0	0	0	0

OLEG TVERDOVSKY

YEAR	GP	G	A	PTS	PIM	PP	SH
2002-03	50	5	8	13	22	2	0
PLAYOFFS	GP	G	A	PTS	PIM	PP	SH
2003	15	0	3	3	0	0	0

CAROL VADNAIS

YEAR	GP	G	A	PTS	PIM	PP	SH
1982-83	51	2	7	9	64	1	0

ALEXANDER VASYUNOV

YEAR	GP	G	A	PTS	PIM	PP	SH
2010-11	18	1	4	5	0	0	0

YVON VALTOUR

YEAR	GP	G	A	PTS	PIM	PP	SH
1982-83	52	4	7	11	136	0	0
1983-84	42	3	4	7	78	0	0
TOTALS	94	7	11	18	214	0	0

STEPHANE VEILLEUX

YEAR	GP	G	A	PTS	PIM	PP	SH
2011-12	1	0	0	0	0	0	0

RANDY VELISCHKE

YEAR	GP	G	A	PTS	PIM	PP	SH
1985-86	47	2	7	9	39	0	0
1986-87	64	2	16	18	52	0	0
1987-88	51	3	9	12	66	0	1
1988-89	80	4	14	18	70	0	1
1989-90	62	0	6	6	72	0	0
TOTALS	304	11	52	63	299	0	2
PLAYOFFS	GP	G	A	PTS	PIM	PP	SH
1988	19	0	2	2	20	0	0
1990	6	0	0	0	4	0	0
TOTALS	25	0	2	2	24	0	0

PAT VERBEEK

YEAR	GP	G	A	PTS	PIM	PP	SH
1982-83	6	3	2	5	8	0	0
1983-84	79	20	27	47	158	5	1
1984-85	78	15	18	33	162	5	1
1985-86	76	25	28	53	79	4	1
1986-87	74	35	24	59	120	17	0
1987-88	73	46	31	77	227	13	0
1988-89	77	26	21	47	189	9	0
TOTALS	463	170	151	321	943	53	3



<b>PLAYOFFS</b>	GP	G	A	PTS	PIM	PP	SH	<b>JASON WIEMER</b>	GP	G	A	PTS	PIM	PP	SH
1988	20	4	8	12	51	2	0	<b>YEAR</b>	GP	G	A	PTS	PIM	PP	SH
<b>CLAUDE VILGRAIN</b>								2005-06	16	1	0	1	38	0	0
<b>YEAR</b>	GP	G	A	PTS	PIM	PP	SH	<b>PLAYOFFS</b>	GP	G	A	PTS	PIM	PP	SH
1989-90	6	1	2	3	4	0	0	2006	8	0	0	0	16	0	0
1991-92	71	19	27	46	74	1	1	<b>MITCH WILSON</b>							
1992-93	4	0	2	2	0	0	0	<b>YEAR</b>	GP	G	A	PTS	PIM	PP	SH
<b>TOTALS</b>	81	20	31	51	78	1	1	1984-85	9	0	2	2	21	0	0
<b>PLAYOFFS</b>	GP	G	A	PTS	PIM	PP	SH	<b>CRAIG WOLANIN</b>							
1990	4	0	0	0	0	0	0	<b>YEAR</b>	GP	G	A	PTS	PIM	PP	SH
1992	7	1	1	2	17	0	0	1985-86	44	2	16	18	74	0	0
<b>TOTALS</b>	11	1	1	2	17	0	0	1986-87	68	4	6	10	109	0	0
<b>VITALY VISHNEVSKI</b>								1987-88	78	6	25	31	170	1	1
<b>YEAR</b>	GP	G	A	PTS	PIM	PP	SH	1988-89	56	3	8	11	69	0	0
2007-08	69	2	5	7	50	0	0	1989-90	37	1	7	8	47	0	0
<b>PLAYOFFS</b>	GP	G	A	PTS	PIM	PP	SH	<b>TOTALS</b>	283	16	62	78	469	1	1
2008	3	0	0	0	2	0	0	<b>PLAYOFFS</b>	GP	G	A	PTS	PIM	PP	SH
<b>ANTON VOLCHENKOV</b>								1988	18	2	5	7	51	1	0
<b>YEAR</b>	GP	G	A	PTS	PIM	PP	SH	<b>PAUL YSEBAERT</b>							
2010-11	57	0	8	8	36	0	0	<b>YEAR</b>	GP	G	A	PTS	PIM	PP	SH
2011-12	72	2	9	11	34	0	0	1988-89	5	0	4	4	0	0	0
2012-13	37	1	4	5	37	0	0	1989-90	5	1	2	3	0	0	0
2013-14	56	0	8	8	20	0	0	1990-91	11	4	3	7	6	1	0
<b>TOTALS</b>	222	3	29	32	127	0	0	<b>TOTALS</b>	21	5	9	14	6	1	0
<b>PLAYOFFS</b>	GP	G	A	PTS	PIM	PP	SH	<b>STEVE ZALEWSKI</b>							
2012	24	1	1	2	10	0	0	<b>YEAR</b>	GP	G	A	PTS	PIM	PP	SH
<b>PETR VRANA</b>								2011-12	7	0	0	0	0	0	0
<b>YEAR</b>	GP	G	A	PTS	PIM	PP	SH	<b>VALERI ZELEPUKIN</b>							
2008-09	16	1	0	1	2	0	0	<b>YEAR</b>	GP	G	A	PTS	PIM	PP	SH
<b>BEN WALTER</b>								1991-92	44	13	18	31	28	3	0
<b>YEAR</b>	GP	G	A	PTS	PIM	PP	SH	1992-93	78	23	41	64	70	5	1
2009-10	2	0	0	0	2	0	0	1993-94	82	26	31	57	70	8	0
<b>ED WARD</b>								1994-95	4	1	2	3	6	0	0
<b>YEAR</b>	GP	G	A	PTS	PIM	PP	SH	1995-96	61	6	9	15	107	3	0
2000-01	4	0	1	1	6	0	0	1996-97	71	14	24	38	36	3	0
<b>DAVID WARSOFSKY</b>								1997-98	35	2	8	10	32	0	0
<b>YEAR</b>	GP	G	A	PTS	PIM	PP	SH	<b>TOTALS</b>	375	85	133	218	349	22	1
2015-16	10	0	1	1	2	0	0	<b>PLAYOFFS</b>	GP	G	A	PTS	PIM	PP	SH
<b>ERIC WEINRICH</b>								1992	4	1	1	2	2	0	0
<b>YEAR</b>	GP	G	A	PTS	PIM	PP	SH	1993	5	0	2	2	0	0	0
1988-89	2	0	0	0	0	0	0	1994	20	5	2	7	14	1	0
1989-90	19	2	7	9	11	1	0	1995	18	1	2	3	12	0	0
1990-91	76	4	34	38	48	1	0	1997	8	3	2	5	12	1	0
1991-92	76	7	25	32	55	5	0	<b>TOTALS</b>	55	10	9	19	40	2	0
<b>TOTALS</b>	173	13	66	79	114	7	0	<b>PETER ZEZEL</b>							
<b>PLAYOFFS</b>	GP	G	A	PTS	PIM	PP	SH	<b>YEAR</b>	GP	G	A	PTS	PIM	PP	SH
1990	6	1	3	4	17	0	0	1996-97	18	0	3	3	4	0	0
1991	7	1	2	3	6	1	0	1997-98	5	0	3	3	0	0	0
1992	7	0	2	2	4	0	0	<b>TOTALS</b>	23	0	6	6	4	0	0
<b>TOTALS</b>	20	2	7	9	27	1	0	<b>PLAYOFFS</b>	GP	G	A	PTS	PIM	PP	SH
<b>JOHN WENSINK</b>								1997	2	0	0	0	10	0	0
<b>YEAR</b>	GP	G	A	PTS	PIM	PP	SH	<b>VLADIMIR ZHARKOV</b>							
1982-83	42	2	7	9	135	1	0	<b>YEAR</b>	GP	G	A	PTS	PIM	PP	SH
<b>COLIN WHITE</b>								2009-10	40	0	10	10	8	0	0
<b>YEAR</b>	GP	G	A	PTS	PIM	PP	SH	2010-11	38	2	2	4	2	0	0
1999-00	21	2	1	3	40	0	0	2011-12	4	0	0	0	0	0	0
2000-01	82	1	19	20	155	0	0	<b>TOTALS</b>	82	2	12	14	10	0	0
2001-02	73	2	3	5	133	0	0	<b>MAREK ZIDLICKY</b>							
2002-03	72	5	8	13	98	0	0	<b>YEAR</b>	GP	G	A	PTS	PIM	PP	SH
2003-04	75	2	11	13	96	0	0	2011-12	22	2	6	8	10	2	0
2005-06	73	3	14	17	91	1	0	2012-13	48	4	15	19	38	1	0
2006-07	69	0	8	8	69	0	0	2013-14	81	12	30	42	60	8	0
2007-08	57	2	8	10	26	0	0	2014-15	63	4	19	23	42	3	0
2008-09	71	1	17	18	46	0	0	<b>TOTALS</b>	214	22	70	92	150	14	0
2009-10	81	2	10	12	46	0	0	<b>PLAYOFFS</b>	GP	G	A	PTS	PIM	PP	SH
2010-11	69	0	6	6	48	0	0	2012	24	1	8	9	22	0	0
<b>TOTALS</b>	743	20	105	125	848	1	0	<b>DAINIUS ZUBRUS</b>							
<b>PLAYOFFS</b>	GP	G	A	PTS	PIM	PP	SH	<b>YEAR</b>	GP	G	A	PTS	PIM	PP	SH
2000	23	1	5	6	18	0	0	2007-08	82	13	25	38	38	4	0
2001	25	0	3	3	42	0	0	2008-09	82	15	25	40	69	1	0
2002	6	0	0	0	2	0	0	2009-10	51	10	17	27	28	1	0
2003	24	0	5	5	29	0	0	2010-11	79	13	17	30	53	1	0
2004	5	0	0	0	4	0	0	2011-12	82	17	27	44	34	4	3
2006	4	0	0	0	4	0	0	2012-13	22	2	7	9	12	0	0
2007	7	0	0	0	6	0	0	2013-14	82	13	13	26	46	0	0
2008	5	0	0	0	6	0	0	2014-15	74	4	6	10	42	0	0
2009	7	0	1	1	6	0	0	<b>TOTALS</b>	554	87	137	224	322	11	3
2010	5	1	0	1	8	0	0	<b>PLAYOFFS</b>	GP	G	A	PTS	PIM	PP	SH
<b>TOTALS</b>	111	2	14	16	125	0	0	2008	5	0	1	1	8	0	0
<b>JOE WHITNEY</b>								2009	7	0	1	1	10	0	0
<b>YEAR</b>	GP	G	A	PTS	PIM	PP	SH	2010	5	1	0	1	8	0	0
2013-14	1	0	0	0	0	0	0	2012	24	3	7	10	18	1	0
2014-15	4	1	0	1	0	0	0	<b>TOTALS</b>	41	4	9	13	44	1	0
<b>TOTALS</b>	5	1	0	1	0	0	0	<b>ANDREI YUZIN</b>							
								<b>YEAR</b>	GP	G	A	PTS	PIM	PP	SH
								2001-02	38	1	2	3	25	1	0
								2002-03	1	0	1	1	2	0	0
								<b>TOTALS</b>	39	1	3	4	27	1	0

## GOALTENDERS

## CRAIG BILLINGTON

YEAR	GP	MIN	AVG	W	L	T	EN	SO	GA	SA	SPCTG
1985-86	18	901	5.13	4	9	1	0	0	77	482	.840
1986-87	22	1114	4.79	4	13	2	0	0	89	569	.844
1988-89	3	140	4.71	1	1	0	0	0	11	65	.831
1991-92	26	1363	3.04	13	7	1	2	2	169	837	.892
1992-93	42	2389	3.67	21	16	4	0	2	646	1178	.876
<b>TOTALS</b>	<b>111</b>	<b>5907</b>	<b>3.98</b>	<b>43</b>	<b>46</b>	<b>8</b>	<b>2</b>	<b>4</b>	<b>392</b>	<b>2931</b>	<b>.866</b>
PLAYOFFS	GP	MIN	AVG	W	L	T	EN	SO	GA	SA	SPCTG
1993	2	78	3.85	0	1	0	0	0	5	39	.872

## MARTIN BRODEUR

YEAR	GP	MIN	AVG	W	L	O/T	EN	SO	GA	SA	SPCTG
1991-92	4	179	3.35	2	1	1	0	0	10	85	.885
1993-94	47	2625	2.40	27	11	8	0	3	106	1238	.915
1994-95	40	2184	2.45	19	11	6	1	3	89	908	.902
1995-96	77	4433	2.34	34	30	12	8	6	173	1954	.911
1996-97	67	3838	1.88	37	14	13	5	10	120	1633	.927
1997-98	70	4128	1.89	43	17	8	4	10	130	1569	.917
1998-99	70	4239	2.29	39	21	10	4	4	162	1728	.906
1999-00	72	4312	2.24	43	20	8	3	6	161	1797	.910
2000-01	73	4297	2.32	42	17	11	2	9	166	1762	.906
2001-02	73	4347	2.15	36	26	9	5	4	156	1655	.906
2002-03	73	4374	2.02	41	23	9	4	9	147	1706	.914
2003-04	75	4555	2.03	38	26	11	4	11	154	1845	.917
2005-06	73	4365	2.57	43	23	7	2	5	187	2105	.911
2006-07	78	4697	2.18	48	23	7	5	12	171	2182	.922
2007-08	77	4635	2.17	44	27	6	8	4	168	2089	.920
2008-09	31	1814	2.41	19	9	3	3	3	73	870	.916
2009-10	77	4499	2.24	45	25	6	6	9	168	2004	.913
2010-11	59	3116	2.45	23	26	3	5	6	127	1563	.903
2011-12	59	3392	2.41	31	21	4	7	3	136	1472	.908
2012-13	29	1757	2.22	13	9	7	2	2	65	654	.901
2013-14	39	2297	2.51	19	14	6	3	3	96	971	.901
<b>TOTALS</b>	<b>1259</b>	<b>74083</b>	<b>2.24</b>	<b>688</b>	<b>394</b>	<b>154</b>	<b>77</b>	<b>124</b>	<b>2764</b>	<b>31540</b>	<b>.912</b>
PLAYOFFS	GP	MIN	AVG	W	L	T	EN	SO	GA	SA	SPCTG
1992	1	32	5.63	0	1	0	0	0	3	15	.800
1994	17	1171	1.95	8	9	2	0	1	38	531	.928
1995	20	1222	1.67	16	4	4	0	3	24	463	.929
1997	10	659	1.73	6	5	2	2	19	268	329	.929
1998	6	366	1.97	2	4	1	0	0	12	164	.927
1999	7	425	2.82	3	4	1	0	0	20	139	.856
2000	23	1450	1.61	16	7	1	0	2	39	537	.927
2001	25	1505	2.07	15	10	0	0	4	52	507	.897
2002	6	381	1.42	2	4	0	0	1	9	145	.938
2003	24	1491	1.65	16	4	0	0	7	41	622	.934
2004	5	298	2.52	1	4	1	0	0	13	133	.902
2006	9	533	2.52	5	4	1	1	1	20	261	.923
2007	11	688	2.44	5	6	1	1	1	28	332	.916
2008	5	301	3.19	1	4	3	0	0	16	147	.891
2009	7	427	2.39	3	4	0	1	1	17	239	.929
2010	5	299	3.01	1	4	0	0	0	15	126	.881
2012	25	1471	2.12	14	9	5	1	1	52	629	.917
<b>TOTALS</b>	<b>205</b>	<b>12719</b>	<b>2.02</b>	<b>113</b>	<b>91</b>	<b>17</b>	<b>24</b>	<b>428</b>	<b>5258</b>	<b>.919</b>	

## SEAN BURKE

YEAR	GP	MIN	AVG	W	L	T	EN	SO	GA	SA	SPCTG
1987-88	13	689	3.05	10	1	0	0	1	35	300	.883
1988-89	62	3590	3.84	22	31	9	7	3	230	1823	.873
1989-90	52	2914	3.60	22	22	6	0	0	175	1453	.880
1990-91	35	1868	3.60	8	12	8	3	0	112	875	.872
<b>TOTALS</b>	<b>162</b>	<b>9061</b>	<b>3.66</b>	<b>62</b>	<b>66</b>	<b>23</b>	<b>10</b>	<b>4</b>	<b>552</b>	<b>4451</b>	<b>.876</b>
PLAYOFFS	GP	MIN	AVG	W	L	T	EN	SO	GA	SA	SPCTG
1988	17	1001	3.42	9	8	1	0	1	57	515	.889
1990	12	126	3.84	0	2	0	0	0	8	67	.860
<b>TOTALS</b>	<b>19</b>	<b>1126</b>	<b>3.46</b>	<b>9</b>	<b>10</b>	<b>1</b>	<b>1</b>	<b>1</b>	<b>65</b>	<b>572</b>	<b>.886</b>

## ALAIN CHEVRIER

YEAR	GP	MIN	AVG	W	L	T	EN	SO	GA	SA	SPCTG
1985-86	37	1863	4.61	11	19	2	0	0	143	951	.850
1986-87	58	3153	4.32	24	26	3	0	0	227	1793	.873
1987-88	45	2354	3.77	18	19	3	4	1	148	1117	.867
<b>TOTALS</b>	<b>140</b>	<b>7370</b>	<b>4.22</b>	<b>53</b>	<b>64</b>	<b>7</b>	<b>7</b>	<b>1</b>	<b>518</b>	<b>3861</b>	<b>.866</b>

## SCOTT CLEMMENSEN

YEAR	GP	MIN	AVG	W	L	O/T	EN	SO	GA	SA	SPCTG
2001-02	2	20	3.00	0	0	0	0	0	1	5	.800
2003-04	4	238	1.01	3	1	0	0	0	2	4	.952
2005-06	13	627	3.35	3	4	2	1	0	35	295	.881
2006-07	6	305	3.15	1	1	2	1	0	16	144	.889
2008-09	40	2356	2.39	25	13	1	5	2	94	1138	.917
2014-15	3	102	4.71	0	0	1	0	0	8	54	.852
<b>TOTALS</b>	<b>68</b>	<b>3646</b>	<b>3.20</b>	<b>32</b>	<b>19</b>	<b>6</b>	<b>7</b>	<b>4</b>	<b>158</b>	<b>1720</b>	<b>.906</b>
PLAYOFFS	GP	MIN	AVG	W	L	T	EN	SO	GA	SA	SPCTG
2006	1	7	0.00	0	0	0	0	0	0	3	1.000

## JEAN-FRANCOIS DAMPHOUSE

YEAR	GP	MIN	AVG	W	L	T	EN	SO	GA	SA	SPCTG
2001-02	6	294	2.45	1	3	0	1	0	12	115	.896

## YANN DANIS

YEAR	GP	MIN	AVG	W	L	O/T	EN	SO	GA	SA	SPCTG
2009-10	12	467	2.06	3	2	1	0	0	16	207	.923
2015-16	2	51	4.71	0	1	0	0	0	4	18	.778
<b>TOTALS</b>	<b>14</b>	<b>518</b>	<b>2.32</b>	<b>3</b>	<b>3</b>	<b>1</b>	<b>1</b>	<b>0</b>	<b>20</b>	<b>225</b>	<b>.911</b>

## MIKE DUNHAM

YEAR	GP	MIN	AVG	W	L	T	EN	SO	GA	SA	SPCTG
1996-97	26	1012	2.55	8	7	1	1	2	43	456	.906
1997-98	15	773	2.25	5	5	3	0	1	29	332	.913
<b>TOTALS</b>	<b>41</b>	<b>1785</b>	<b>2.40</b>	<b>13</b>	<b>12</b>	<b>4</b>	<b>1</b>	<b>3</b>	<b>72</b>	<b>788</b>	<b>.909</b>

## CHAD ERICKSON

YEAR	GP	MIN	AVG	W	L	T	EN	SO	GA	SA	SPCTG
1991-92	2	120	4.50	1	1	0	0	0	9	55	.836

## JEFF FRAZEE

YEAR	GP	MIN	AVG	W	L	O/T	EN	SO	GA	SA	SPCTG
2012-13	1	19	0.00	0	0	0	0	0	0	3	1.000

## KARL FRIESEN

YEAR	GP	MIN	AVG	W	L	T	EN	SO	GA	SA	SPCTG
1986-87	4	130	7.38	0	2	1	0	0	16	80	.800

<b>JOHAN HEDBERG</b>												
YEAR	GP	MIN	AVG	W	L	O/T	EN	SO	GA	SA	SPCTG	
2010-11	34	1577	2.38	15	12	2	3	3	68	777	.912	
2011-12	27	1591	2.23	17	7	0	4	4	59	718	.918	
2012-13	19	1108	2.46	6	10	3	1	1	51	435	.883	
TOTALS	80	4416	2.42	38	29	7	5	8	178	1930	.908	
PLAYOFFS	GP	MIN	AVG	W	L		EN	SO	GA	SA	SPCTG	
2012	1	36	1.67	0	1		0	0	1	14	.929	
<b>HANNU KAMPURI</b>												
YEAR	GP	MIN	AVG	W	L	T	EN	SO	GA	SA	SPCTG	
1984-85	13	635	5.10	1	10	1	2	0	54	351	.845	
<b>RON LOW</b>												
YEAR	GP	MIN	AVG	W	L	T	EN	SO	GA	SA	SPCTG	
1982-83	11	608	4.05	2	7	1	1	0	41	345	.881	
1983-84	44	2218	4.36	8	25	4	1	0	161	1133	.858	
1984-85	26	1327	3.84	6	11	4	1	1	85	628	.864	
TOTALS	81	4153	4.15	16	43	9	3	1	287	2106	.864	
<b>SHAWN MacKENZIE</b>												
YEAR	GP	MIN	AVG	W	L	T	EN	SO	GA	SA	SPCTG	
1982-83	6	130	6.92	0	1	0	0	0	15	71	.789	
<b>MIKE McKENNA</b>												
YEAR	GP	MIN	AVG	W	L	O/T	EN	SO	GA	SA	SPCTG	
2010-11	2	118	3.05	0	1	0	0	0	6	56	.893	
<b>KIRK McLEAN</b>												
YEAR	GP	MIN	AVG	W	L	T	EN	SO	GA	SA	SPCTG	
1985-86	2	111	5.95	1	0	0	0	0	11	59	.814	
1986-87	4	160	3.75	1	1	0	1	0	10	73	.861	
TOTALS	6	271	4.65	2	1	0	1	0	21	132	.840	
<b>ROLAND MELANSON</b>												
YEAR	GP	MIN	AVG	W	L	T	EN	SO	GA	SA	SPCTG	
1990-91	7	20	6.00	0	0	0	0	0	2	7	.714	
<b>LINDSAY MIDDLEBROOK</b>												
YEAR	GP	MIN	AVG	W	L	T	EN	SO	GA	SA	SPCTG	
1982-83	9	412	5.39	0	6	1	0	0	37	211	.825	
<b>JEFF REESE</b>												
YEAR	GP	MIN	AVG	W	L	T	EN	SO	GA	SA	SPCTG	
1996-97	3	139	5.61	0	2	0	0	0	13	65	.800	
<b>GLENN RESCH</b>												
YEAR	GP	MIN	AVG	W	L	T	EN	SO	GA	SA	SPCTG	
1982-83	65	3650	3.98	15	35	12	2	0	242	1928	.874	
1983-84	51	2641	4.18	9	31	3	4	1	184	1428	.871	
1984-85	51	2893	4.15	15	27	5	4	0	200	1413	.858	
1985-86	31	1769	4.27	10	20	0	4	0	126	885	.857	
TOTALS	198	10953	4.12	49	113	20	14	1	752	5632	.866	
<b>SAM ST. LAURENT</b>												
YEAR	GP	MIN	AVG	W	L	T	EN	SO	GA	SA	SPCTG	
1985-86	4	188	4.15	2	1	0	0	1	13	111	.883	
<b>BOB SAUVE</b>												
YEAR	GP	MIN	AVG	W	L	T	EN	SO	GA	SA	SPCTG	
1987-88	34	1804	3.56	10	16	3	2	0	107	823	.870	
1988-89	15	721	4.66	4	5	1	2	0	56	333	.831	
TOTALS	49	2525	3.87	14	21	4	4	0	163	1156	.859	
PLAYOFFS	GP	MIN	AVG	W	L		EN	SO	GA	SA	SPCTG	
1988	5	238	3.28	2	1		0	0	13	118	.890	
<b>COREY SCHWAB</b>												
YEAR	GP	MIN	AVG	W	L	T	EN	SO	GA	SA	SPCTG	
1995-96	10	331	2.18	0	3	0	0	0	12	119	.899	
2002-03	11	614	1.47	5	3	1	0	1	15	223	.933	
2003-04	3	187	0.84	2	0	1	0	0	2	81	.871	
TOTALS	24	1132	1.54	7	6	2	0	2	29	410	.929	
PLAYOFFS	GP	MIN	AVG	W	L		EN	SO	GA	SA	SPCTG	
2003	2	28	0.00	0	0		0	0	0	8	1.000	
<b>RICHARD SHULMISTRA</b>												
YEAR	GP	MIN	AVG	W	L	T	EN	SO	GA	SA	SPCTG	
1997-98	1	62	1.94	0	1	0	0	0	2	30	.933	
<b>PETER SIDORKIEWICZ</b>												
YEAR	GP	MIN	AVG	W	L	T	EN	SO	GA	SA	SPCTG	
1993-94	3	130	2.77	0	3	0	1	0	6	55	.891	
1997-98	1	20	3.00	0	0	0	0	0	1	8	.875	
TOTALS	4	150	2.80	0	3	0	1	0	7	63	.889	
<b>CHRIS TERRERI</b>												
YEAR	GP	MIN	AVG	W	L	T	EN	SO	GA	SA	SPCTG	
1986-87	7	286	4.41	0	3	1	1	0	21	173	.879	
1988-89	8	402	2.69	0	4	2	3	0	18	170	.893	
1989-90	35	1933	3.41	15	12	3	3	0	110	1004	.890	
1990-91	53	2971	24	21	7	3	0	1	144	1348	.893	
1991-92	54	3185	3.18	22	22	10	3	2	169	1511	.888	
1992-93	48	2672	2.39	19	21	3	2	2	151	1324	.886	
1993-94	44	2340	2.72	20	11	4	2	2	106	1141	.907	
1994-95	15	734	2.53	3	7	2	0	0	31	309	.900	
1995-96	4	210	2.57	3	0	0	0	0	9	92	.902	
1998-99	12	726	2.48	8	3	1	0	1	30	294	.898	
1999-00	12	649	3.42	2	9	1	0	2	37	299	.876	
2000-01	10	453	2.78	2	5	0	0	0	21	167	.874	
TOTALS	302	16561	3.07	118	118	34	14	7	847	7832	.892	
PLAYOFFS	GP	MIN	AVG	W	L		EN	SO	GA	SA	SPCTG	
1990	4	238	3.28	2	2		0	0	13	103	.874	
1991	7	428	2.94	3	4		0	0	21	216	.903	
1992	7	386	3.58	3	3		2	0	23	203	.887	
1993	4	219	4.66	1	3		1	0	17	118	.856	
1994	4	200	2.70	3	0		0	0	9	111	.919	
1995	1	8	0.00	0	0		0	0	0	2	1.000	
TOTALS	27	1479	3.37	12	12		3	0	83	753	.890	
<b>JOHN VANBIESROUCK</b>												
YEAR	GP	MIN	AVG	W	L	T	EN	SO	GA	SA	SPCTG	
2000-01	4	240	1.50	4	0	0	0	1	6	93	.935	
2001-02	5	300	2.00	2	3	0	2	0	10	117	.915	
TOTALS	9	540	1.77	6	3	0	2	1	16	210	.924	
<b>KEVIN WEEKES</b>												
YEAR	GP	MIN	AVG	W	L	O/T	EN	SO	GA	SA	SPCTG	
2007-08	9	343	2.97	2	2	1	0	0	17	160	.894	
2008-09	16	795	2.42	7	5	0	1	0	32	399	.920	
TOTALS	25	1138	2.58	9	7	1	1	0	49	559	.912	

- 1982**  
**6/09/82** Obtained #1 1982 (Rocky Trottier), #1 1983 (John MacLean) Draft Picks from St. Louis for Rob Ramage.  
**8/04/82** Signed Lindsay Middlebrook from Minnesota as a free agent.  
**9/13/82** Signed Rob Palmer from Los Angeles as a free agent.  
**9/14/82** Signed Glenn Merkosky from Hartford as a free agent.  
**9/16/82** Signed Larry Floyd as a free agent.  
**10/01/82** Obtained Hector Marini, #4 1983 Draft Pick (later traded to Calgary-Bill Cloviter) from NY Islanders for #4 1983 Draft Pick (Mikko Makela). Signed Mike Antonovich from Minnesota as a free agent.  
**10/04/82** Obtained Murray Brumwell from Minnesota, Carol Vadnais from NY Rangers, Dave Hutchison from Washington via NHL Waiver Draft. Graeme Nicolson (NY Rangers) claimed from New Jersey via NHL Waiver Draft.  
**10/12/82** Signed Mitch Wilson as a free agent.  
**10/15/82** Obtained Rick Meagher, Garry Howatt from Hartford for Merlin Malinowski, Scott Fusco.  
**10/28/82** Signed Jan Ludvig from Edmonton as a free agent.  
**10/29/82** Obtained cash from Detroit for Dwight Foster.
- 1983**  
**2/19/83** Obtained Ron Low from Edmonton for Lindsay Middlebrook, Paul Miller.  
**6/21/83** Obtained Mel Bridgman, Phil Russell from Calgary for Steve Tambellini, Joel Quenneville.  
**8/15/83** Signed Bob Hoffmeyer from Philadelphia as a free agent.  
**10/03/83** Obtained Dave Lewis from Minnesota for Brent Ashton.  
**10/06/83** Obtained Grant Mulvey from Pittsburgh on waivers.  
**11/17/83** Obtained cash from Washington for waiver claim of Gary McAdam.
- 1984**  
**1/12/84** Obtained Tim Higgins from Chicago for Jeff Larmer.  
**1/18/84** Obtained Gary McAdam from Washington on waivers.  
**6/08/84** Signed Karl Friesen as a free agent.  
**6/19/84** Obtained Rich Preston, Don Dietrich, #2 1985 Draft Pick (Eric Weinrich) from Chicago for Bobby MacMillan, #5 1985 Draft Pick (Rick Herbert).  
**6/25/84** Signed Greg Adams as a free agent.  
**7/11/84** Signed Doug Sulliman from Hartford as a free agent.  
**8/01/84** Signed Hannu Kampurri as a free agent.  
**9/27/84** Obtained Sam St. Laurent from Philadelphia for future considerations.  
**10/09/84** Obtained Dave Pichette from St. Louis via NHL Waiver Draft.
- 1985**  
**5/31/85** Signed Alain Chevrier as a free agent.  
**8/14/85** Signed Pat Conacher from Edmonton as a free agent.  
**8/20/85** Signed Peter McNab from Vancouver as a free agent.  
**8/29/85** Obtained Perry Anderson from St. Louis for Rick Meagher, #12 1986 Draft Pick (Bill Butler).  
**9/05/85** Obtained future considerations from Buffalo for Don Lever.  
**9/19/85** Obtained Mark Johnson from St. Louis for Shawn Evans, #5 1986 Draft Pick (Michael Wolak).  
**10/07/85** Obtained Randy Velischek from Minnesota via NHL Waiver Draft.
- 1986**  
**3/11/86** Obtained #3 1986 Draft Pick (Marc Laniel) from Philadelphia for Glenn Resch. Obtained #12 1986 Draft Pick (Doug Kirtan) from Buffalo for Phil Russell.  
**6/25/86** Obtained Claude Loiselle from Detroit for Tim Higgins.  
**7/02/86** Signed Timo Blomqvist from Washington as a free agent.  
**7/08/86** Signed Andy Brickley from Pittsburgh as a free agent.  
**8/06/86** Signed Doug Brown, Tim Lenardon, David Anderson as free agents.  
**8/18/86** Obtained Steve Richmond from Detroit for Sam St. Laurent.  
**9/26/86** Signed Dave Marcinyshyn as a free agent.
- 1987**  
**3/09/87** Obtained Chris Cichocki, #3 1987 Draft Pick (later traded to Buffalo-Andrew MacVicar) from Detroit for Mel Bridgman.  
**5/22/87** Obtained Jim Korn from Buffalo for Jan Ludvig.  
**6/13/87** Obtained Tom Kurvers from Buffalo for Detroit's #3 1987 Draft Pick (Andrew MacVicar). Obtained David Maley from Montreal for #3 1987 Draft Pick (Mathieu Schneider).  
**7/09/87** Signed Bob Sauve from Chicago as a free agent.  
**9/10/87** Obtained Patrik Sundstrom, #2 1988 Draft Pick (Jeff Christian), #4 1988 Draft Pick (Matt Ruchty) from Vancouver for Greg Adams, Kirk McLean, #2 1988 Draft Pick (Leif Rohlin).  
**10/05/87** Obtained rights to Reijo Ruotsalainen from Edmonton, rights to Risto Siltanen from Quebec, Jack O'Callahan from Chicago via NHL Waiver Draft.  
**10/07/87** Obtained George McPhee from Winnipeg for #4 1989 Draft Pick (Jim Cummins).
- 1988**  
**3/08/88** Obtained #10 1988 Draft Pick (Alexander Semak) from Boston for Steve Tsujijura.  
**7/19/88** Obtained Steve Rooney, New Jersey's #3 1990 Draft Pick (Brad Bombardir) from Winnipeg for Alain Chevrier, #7 1990 Draft Pick (Doug Evans).  
**10/03/88** Risto Siltanen (Vancouver), Andy Brickley (Boston), Doug Sulliman (Philadelphia), claimed from New Jersey via NHL Waiver Draft.  
**12/09/88** Obtained Jean-Marc Lanthier from Boston for Dan Dorion.  
**12/12/88** Obtained Tommy Albelin from Quebec for future considerations (#4 1989 Draft Pick-Niklas Andersson).  
**12/13/88** Obtained Lyle Phair from Los Angeles for cash.
- 1989**  
**3/07/89** Obtained Claude Vilgrain from Vancouver for Tim Lenardon.  
**6/17/89** Obtained Los Angeles' #1 1989 Draft Pick (Jason Miller) from Edmonton for Corey Foster. Obtained Walt

- Poddubny, #4 1990 Draft Pick (Mike Bodnarchuk) from Quebec for Joe Cirella, Claude Loiselle, #8 1990 Draft Pick (Alexander Karpovtsev). Obtained Sylvain Turgeon from Hartford for Pat Verbeek.
- 6/19/89** Obtained Peter Sundstrom from Washington for #10 1991 Draft Pick (Rob Leask).
- 8/10/89** Signed Roland Melanson from Los Angeles as a free agent.
- 10/02/89** Obtained rights to Kent Nilsson from Edmonton via NHL Waiver Draft.
- 10/16/89** Obtained #1 1991 Draft Pick (Scott Niedermayer) from Toronto for Tom Kurvers.
- 10/31/89** Obtained Jim Thomson from Hartford for Chris Cichocki.
- 1990**
- 1/05/90** Obtained Bob Brooke from Minnesota for Aaron Broten.
- 3/06/90** Obtained Jeff Sharples from Edmonton for Reijo Ruotsalainen. Obtained #5 1990 Draft Pick (Petr Kuchyna) from Calgary for Jim Korn. Obtained Peter Stastny from Quebec for Craig Wolanin, future considerations (Randy Velischeck).
- 6/16/90** Obtained #1 (Martin Brodeur), Detroit's #2 (David Harlock), Minnesota's #2 (Chris Gotziaman) 1990 Draft Picks from Calgary for #1 (Trevor Kidd), #2 (Vesa Viitakoski) 1990 Draft Picks.
- 9/04/90** Obtained Claude Lemieux from Montreal for Sylvain Turgeon.
- 9/06/90** Obtained Laurie Boschman from Winnipeg for #5 1991 Draft Pick (Jan Kaminski).
- 11/27/90** Obtained Lee Norwood, future considerations (#4 1992 Draft Pick-Scott McCabe) from Detroit for Paul Ysebaert.
- 1991**
- 5/30/91** Jeff Madill (San Jose) claimed from New Jersey via NHL Expansion Draft.
- 6/03/91** Obtained Brent Severyn from Quebec for Dave Marcynyshyn.
- 9/03/91** Obtained Scott Stevens from St. Louis as compensation for Brendan Shanahan.
- 9/09/91** Obtained Dave Barr, Randy McKay from Detroit as compensation for Troy Crowder.
- 9/20/91** Obtained Tom Chorske, Stephane Richer from Montreal for Roland Melanson, Kirk Muller.
- 10/03/91** Obtained future considerations (#5 1993 Draft Pick-John Guirestante) from Hartford for Lee Norwood.
- 10/16/91** Obtained future considerations from Boston for Al Stewart.
- 1992**
- 1/12/92** Obtained Troy Mallette from Edmonton for David Maley.
- 6/15/92** Obtained Brad Shaw from Hartford for future considerations.
- 6/18/92** Brad Shaw (Ottawa), Laurie Boschman (Ottawa) claimed from New Jersey via NHL Expansion Draft.
- 8/28/92** Obtained Bobby Holik, #2 1993 Draft Pick (Jay Pandolfo), conditional 1994 Draft Pick from Hartford for Sean Burke, Eric Weinrich.
- 9/03/92** Obtained future considerations from Los Angeles for Pat Conacher. Obtained future considerations from Ottawa for Neil Brady.
- 10/01/92** Signed Pascal Rheaume as a free agent.
- 1993**
- 1/13/93** Obtained Bernie Nicholls from Edmonton for Zdeno Ciger, Kevin Todd.
- 1/26/93** Assumed contract of Brian Lawton from San Jose.
- 3/13/93** Obtained cash from San Jose for waiver claim of Jon Morris.
- 6/20/93** Obtained Peter Sidorkiewicz, future considerations (Mike Peluso) from Ottawa for Craig Billington, Troy Mallette, #4 1993 Draft Pick (Cosmo Dupaul).
- 6/24/93** Alexei Kasatonov (Anaheim), Jarrod Skalde (Anaheim) claimed from New Jersey via NHL Expansion Draft.
- 6/26/93** Obtained Corey Millen from Los Angeles for #5 1993 Draft Pick (Jason Saal). Obtained Mike Peluso from Ottawa as future considerations from 6/20/93 transaction.
- 9/30/93** Signed Bob Carpenter from Washington as a free agent. Obtained #6 1994 Draft Pick (Ryan Smart) from Winnipeg for Brent Severyn.
- 1994**
- 1/31/94** Obtained #5 1994 Draft Pick (later traded to Calgary-Nils Ekman) from Ottawa as compensation from 6/20/93 transaction.
- 3/21/94** Obtained Roy Mitchell, Reid Simpson from Dallas for future considerations.
- 6/03/94** Obtained #11 1994 Draft Pick (Mike Hanson) from Quebec for Stephane Yelle, #11 1994 Draft Pick (Steven Low). Obtained Vancouver's #4 1994 Draft Pick (later traded to Calgary-Ryan Duthie) from Tampa Bay for Jeff Toms.
- 6/29/94** Obtained #3 1994 Draft Pick (Sheldon Souray) from Calgary for #3 (Chris Clark), Vancouver's #4 (Ryan Duthie), Ottawa's #5 (Nils Ekman) 1994 Draft Picks.
- 1995**
- 2/27/95** Obtained Neal Broten from Dallas for Corey Millen.
- 3/14/95** Obtained Shawn Chambers, Danton Cole from Tampa Bay for Ben Hankinson, Alexander Semak.
- 4/03/95** Obtained #3 1995 Draft Pick (David Gosselin) from Detroit for Viacheslav Fetisov.
- 7/08/95** Obtained #5 1995 Draft Pick (Alyn McCauley) from Ottawa for Jaroslav Modry.
- 10/03/95** Obtained Steve Thomas from NY Islanders for Claude Lemieux.
- 10/05/95** Obtained #3 1997 Draft Pick (later traded to Ottawa-Josh Langfeld) from Ottawa for Tom Chorske.
- 11/01/95** Obtained Esa Tikkanen from St. Louis for #3 1997 Draft Pick (later traded to Colorado-Ville Nieminen). Obtained Darin Kimble from Chicago for Bill Armstrong, Mike Vukonich.
- 11/15/95** Obtained #2 1996 Draft Pick (later traded to Pittsburgh-Pavel Skrbek) from San Jose for Chris Terrier.
- 11/23/95** Obtained #2 1996 Draft Pick (Wes Mason) from Vancouver for Esa Tikkanen.
- 12/19/95** Obtained Jocelyn Lemieux, #2 1998 Draft Pick (later transferred to Dallas-John Erskine) from Hartford for Jim Dowd, #2 1997 Draft Pick (later traded to Calgary-Dmitri Kokorev).
- 1996**
- 2/26/96** Obtained Phil Housley, Dan Keczmer from Calgary for Tommy Albelin, Cale Hulse, Jocelyn Lemieux.
- 3/13/96** Obtained Dave Andreychuk from Toronto for #2 1996 Draft Pick (Marek Posmyk), option of #4 1998 or #3 1999 Draft Pick (later traded to New Jersey).
- 6/22/96** Obtained Jeff Reese, Chicago's #2 (Pierre Dagenais), #8 (Jason Bertsch) 1996 Draft Picks from Tampa Bay for Corey Schwab. Obtained Toronto's #2 (Josh DeWolf), #2 (Colin White) 1996 Draft Picks from Pittsburgh

- for San Jose's #2 1996 Draft Pick (Pavel Skrbek).
- 8/22/96** Obtained Lyle Odelein from Montreal for Stephane Richer.
- 10/11/96** Signed Richard Shulmistra as a free agent.
- 11/22/96** Obtained future considerations from Los Angeles for Neal Broten.
- 11/26/96** Obtained Ken Sutton, #2 1999 Draft Pick (Brett Clouthier) from St. Louis for Mike Peluso, Ricard Persson.
- 1997**
- 2/11/97** Obtained Peter Zezel from St. Louis for Chris McAlpine, last round 1999 Draft Pick (James Desmarais).
- 2/25/97** Obtained Dave Ellett, Doug Gilmour, New Jersey's #4 1998 or #3 1999 Draft Pick (previously acquired-Andre Lakos) from Toronto for Jason Smith, Steve Sullivan, rights to Alyn McCauley.
- 3/15/97** Obtained Chris LiPuma from San Jose off waivers.
- 3/18/97** Chris LiPuma (San Jose) claimed from New Jersey via waivers.
- 6/21/97** Obtained #2 1997 Draft Pick (Stanislav Gron) from Ottawa for #3 (Jani Hurme), Ottawa's #3 (Josh Langfeld) 1997 Draft Picks.
- 6/26/97** Signed John Madden as a free agent.
- 8/22/97** Obtained Vlastimil Kroupa from San Jose for #3 1998 Draft Pick (later traded to Nashville-Geoff Koch).
- 9/01/97** Signed Sasha Lakovic from Calgary as a free agent.
- 9/28/97** Obtained Scott Daniels from Philadelphia via NHL Waiver Draft. Pascal Rheaume (St. Louis) claimed from New Jersey via NHL Waiver Draft.
- 12/07/97** Obtained Doug Bodger, Dody Wood from San Jose for John MacLean, Ken Sutton.
- 1998**
- 1/04/98** Obtained Jason Arnott, Bryan Muir from Edmonton for Bill Guerin, Valeri Zelepukin.
- 1/08/98** Obtained #4 1998 Draft Pick (Mikko Jokela) from Chicago for Reid Simpson.
- 2/05/98** Obtained #5 1998 Draft Pick (Anton But) from Vancouver for Peter Zezel.
- 6/18/98** Obtained Boston's #4 1998 Draft Pick (Pierre Dagenais) from Los Angeles for Doug Bodger.
- 6/26/98** Mike Dunham (Nashville) claimed from New Jersey via NHL Expansion Draft.
- 6/27/98** Obtained #1 1998 Draft Pick (Scott Gomez) from Dallas for Carolina's #2 (John Erskine), #2 (Tyler Bouck) Draft Picks. Obtained Pittsburgh's #2 1998 Draft Pick (Brian Gionta) from Edmonton for #4 (Kristian Antila), #5 (Oleg Smirnov) 1998 Draft Picks, rights to Fredrik Lindqvist.
- 8/25/98** Obtained Chris Terreri from Chicago for #2 1999 Draft Pick (Stepan Mokhov).
- 8/26/98** Obtained Ken Sutton from San Jose for future considerations (#5 1999 Draft Pick-Nicholas Dimitrakos).
- 11/13/98** Obtained option of #4 or Tampa Bay's #4 1999 Draft Pick or #3 2000 Draft Pick (New Jersey chose #3 2000 Draft Pick-Mike Rupp) from Chicago for Bryan Muir.
- 1999**
- 1/04/99** Awarded option of one #1 Draft Pick over next five seasons, right to switch #1 Draft Picks over next five seasons from St. Louis for tampering settlement. Obtained #1 2001 Draft Pick (later transferred to Florida-Lukas Krajcek) from St. Louis. Obtained #1 2003 Draft Pick (later transferred to Edmonton-Marc Antoine Pouliot) from St. Louis for #1 2003 Draft Pick (Shawn Belle).
- 3/22/99** Obtained Sergei Nemchinov from NY Islanders for #4 1999 Draft Pick (later transferred to Los Angeles-Daniel Johansson).
- 6/18/99** Signed Brian Rafalski as a free agent.
- 6/25/99** Kevin Dean (Atlanta) claimed from New Jersey via NHL Expansion Draft. Obtained future considerations from Atlanta for Sergei Vyshedkevich.
- 9/27/99** Ken Sutton (Washington), Jeff Williams (Atlanta) claimed from New Jersey via NHL Waiver Draft.
- 10/05/99** Obtained Ken Sutton from Washington for future considerations.
- 10/07/99** Obtained Steve Kelly from Tampa Bay for #7 2000 Draft Pick (Brian Eklund).
- 11/01/99** Obtained Sylvain Cloutier, Jeff Williams from Atlanta for Eric Bertrand, Wes Mason.
- 11/03/99** Obtained Claude Lemieux, #1 (David Hale), #2 (Matt DeMarchi) 2000 Draft Picks from Colorado for Brian Rolston, #1 2000 Draft Pick (later transferred to Boston-Martin Samuelsson).
- 2000**
- 1/14/00** Obtained option of Vancouver's or NY Islanders' #2 (New Jersey chose NY Islanders-Teemu Laine) and NY Islanders' or Atlanta's #3 (New Jersey chose Atlanta-Max Birkbraer) 2000 Draft Picks from Vancouver for Vadim Sharifjanov, #3 2000 Draft Pick (Tim Branham).
- 3/01/00** Obtained Vladimir Malakhov from Montreal for Josh DeWolfe, Sheldon Souray, #2 2001 Draft Pick (later transferred to Tampa Bay through Washington-Andreas Holmqvist).
- 3/07/00** Obtained Deron Quint, #3 2001 Draft Pick (later transferred to Phoenix-Beat Schiess-Forster) from Phoenix for Lyle Odelein.
- 3/14/00** Obtained Alexander Mogilny from Vancouver for Brendan Morrison, Denis Pederson.
- 6/12/00** Obtained Ed Ward from Anaheim for #7 2001 Draft Pick (Tony Martensson). Obtained Steve Staios from Atlanta for #9 2000 Draft Pick (Simon Gamache). Obtained future considerations (Turner Stevenson), #3 2001 Draft Pick (Brandon Nolan) from Columbus for Krzysztof Oliwa. Assigned rights to Deron Quint to Columbus.
- 6/23/00** Chris Terreri (Minnesota), Jeff Williams (Columbus) claimed from New Jersey via NHL Expansion Draft. Obtained Chris Terreri, #9 2000 Draft Pick from Minnesota (later traded to Tampa Bay-Thomas Ziegler) for Brad Bombardir. Acquired Turner Stevenson from Columbus as future considerations for 6/12/00 transaction.
- 6/24/00** Obtained #8 2001 Draft Pick (Aaron Voros) from Tampa Bay for Minnesota's #9 2000 Draft Pick (Thomas Ziegler).
- 7/03/00** Signed Jim McKenzie from Washington as a free agent.
- 7/10/00** Acquired future considerations from Atlanta for Steve Staios.
- 7/18/00** Signed Chris Ferraro from NY Islanders as a free agent.
- 2001**
- 2/24/01** Obtained Bob Corkum from Los Angeles for future considerations.
- 2/27/01** Obtained future considerations from Los Angeles for Steve Kelly.
- 3/04/01** Obtained Sean O'Donnell from Minnesota for Willie Mitchell.

- 3/12/01 Obtained John Vanbiesbrouck from NY Islanders for Chris Terreri, #9 2001 Draft Pick (Juha-Pekka Ketola).  
 6/23/01 Obtained Phoenix's #2 2001 Draft Pick (Igor Pohanka), Vancouver's #2 2001 Compensatory Draft Pick (Tuomas Pihlman) from Florida for St. Louis' #1 2001 Draft Pick (Lukas Krajcek). Obtained #2 2001 Draft Pick (Victor Uchevatov) from Ottawa for #3 2001 Compensatory Draft Pick (Neil Komadoski), #3 2001 Draft Pick (later traded to Tampa Bay-Evgeny Artyukhin). Obtained #4 2001 (later traded to Atlanta-Milan Gajic), #3 2002 (Marek Chvatal) Draft Picks from Phoenix for #3 2001 Draft Pick (Beat Schiess-Foster).
- 6/24/01 Obtained #3 2002 Draft Pick (Jason Ryznar) from Atlanta for Phoenix's #4 2001 (Milan Gajic), #7 2002 (later traded to San Jose-Tim Conboy) Draft Picks.
- 7/05/01 Signed Tommy Albelin from Calgary as a free agent.  
 8/22/01 Obtained future considerations from Washington for Chris Ferraro.  
 10/21/01 Signed Bruce Gardiner from Ottawa and Steve Guolla from Atlanta as free agents.  
 10/25/01 Signed Joel Bouchard from Phoenix as a free agent.  
 11/09/01 Obtained Andrei Zyuzin from Tampa Bay for Josef Boumedienne, Sascha Goc, rights to Anton But.
- 2002**
- 1/12/02 Pierre Dagenais (Florida) claimed from New Jersey via waivers.  
 1/16/02 Obtained Valeri Kamensky from Dallas for Andre Lakos, future considerations.  
 2/26/02 Signed John Vanbiesbrouck as a free agent.  
 3/04/02 Obtained Mike Rucinski from Carolina for Ted Drury.  
 3/19/02 Obtained Jamie Langenbrunner, Joe Nieuwendyk from Dallas for Jason Arnott, Randy McKay, #1 2002 Draft Pick (later traded to Buffalo-Daniel Paille). Obtained Stephane Richer from Pittsburgh for #7 2003 Draft Pick (Stephen Dixon).
- 7/06/02 Obtained Maxim Balmochnykh, Jeff Friesen, Oleg Tverdovsky from Anaheim for Mike Commore, J.F. Dammousse, Petr Sykora, rights to Igor Pohanka.  
 7/08/02 Signed Corey Schwab from Toronto as a free agent.  
 7/12/02 Signed Alex Brooks, Craig Darby from Montreal, Raymond Giroux from NY Islanders, Mike Matteucci from Minnesota as free agents.  
 8/15/02 Signed Dave Roche from NY Islanders as a free agent.  
 8/24/02 Signed Ken Sutton from NY Islanders as a free agent.  
 10/01/02 Signed Joe Hulbig as a free agent.  
 10/15/02 Andreas Salomonsson (Washington) claimed from New Jersey via waivers.  
 11/02/02 Andrei Zyuzin (Minnesota) claimed from New Jersey via waivers.
- 2003**
- 1/24/03 Obtained Steve Kariya from Vancouver for Mikko Jokela.  
 2/24/03 Obtained Pascal Rheaume from Atlanta for conditional 2004 Draft Pick (later traded back to New Jersey).  
 3/10/03 Obtained Grant Marshall from Columbus for conditional 2004 Draft Pick (#4-later traded to Calgary-Kristopher Hogg). Obtained Richard Smehlik, New Jersey's 2004 conditional Draft Pick (previously acquired) from Atlanta for #4 2003 Draft Pick (Michael Vanelli).
- 6/21/03 Obtained #1 2003 Draft Pick (Zach Parise) from Edmonton for St. Louis' #1 (Marc-Antoine Pouliot), #2 (Jean-Francois Jacques) 2003 Draft Picks. Obtained #3 2003 Draft Pick (Ivan Khomutov) from St. Louis for Mike Danton, #3 2003 Draft Pick (Konstantin Zakharov).
- 7/24/03 Signed Sean Brown from Boston as a free agent.  
 7/25/03 Signed Erik Rasmussen from Los Angeles as a free agent.  
 7/30/03 Signed Ryan Murphy from Carolina as a free agent.  
 9/10/03 Signed Igor Larionov from Detroit as a free agent.
- 2004**
- 3/01/04 Obtained Viktor Kozlov from Florida for Christian Berglund, Victor Uchevatov.  
 3/05/04 Obtained Jan Hrdina from Phoenix for Mike Rupp, #2 2004 Draft Pick (later traded to Edmonton-Geoff Paukovich).
- 6/26/04 Obtained #1 2004 Draft Pick (Travis Zajac) from Dallas for #1 (later traded to San Jose-Lukas Kaspar), #3 (later traded to Washington-Clayton Barthel) 2004 Draft Picks.  
 7/03/04 Signed Darren Langdon from Montreal as a free agent.  
 7/06/04 Signed Ray Schultz from Nashville as a free agent.  
 7/12/04 Signed Richard Matvichuk from Dallas as a free agent.  
 7/15/04 Signed Krzysztof Oliwa from Calgary as a free agent.  
 7/22/04 Signed Bobby Allen from Edmonton, Pascal Rheaume from St. Louis as free agents.  
 7/27/04 Signed Steven Spencer as a free agent.
- 2005**
- 8/04/05 Signed Vladimir Malakhov from Philadelphia, Dan McGillis from Boston as free agents.  
 8/06/05 Signed Bryan Miller as a free agent.  
 8/12/05 Signed David Clarkson, Frank Doyle as free agents.  
 8/16/05 Signed Alexander Mogilyny from Toronto as a free agent. Signed Chris Minard as a free agent.  
 9/26/05 Obtained #3 2006 Draft Pick (Kirill Tulupov) from Washington for Jeff Friesen.  
 11/25/05 Obtained Brad Ference from Phoenix for Pascal Rheaume, Ray Schultz, Steven Spencer.
- 2006**
- 3/08/06 Obtained Ken Klee from Toronto for Aleksander Suglobov.  
 3/09/06 Obtained Brad Lukowich from NY Islanders for #3 2006 Draft Pick (later traded to Phoenix-Jonas Ahnelov). Obtained #4 2006 Draft Pick (Tyler Miller) from Vancouver for Sean Brown. Obtained Jason Wiemer from Calgary for #4 2006 Draft Pick (Hugo Carpenter).
- 4/04/06 Signed Andy Greene as a free agent.  
 4/12/06 Signed Stephen Gionta as a free agent.  
 6/24/06 Obtained Carolina's #1 (Matthew Corrente), Vancouver's #3 (Vladimir Zharkov) 2006 Draft Picks from St. Louis for #1 2006 Draft Pick (Patrik Berglund).  
 7/10/06 Signed Mike Rupp from Columbus as a free agent.  
 7/13/06 Signed Jordan Parise as a free agent.  
 7/17/06 Signed Tomas Harant, Mike Mottau, Johnny Oduya, Rod Pelley as free agents.

- 8/02/06 Signed Olli Malmivaara as a free agent.  
8/10/06 Signed Justin Papineau from NY Islanders as a free agent.  
10/01/06 Obtained Jim Fahey, Alexander Korolyuk from San Jose for Vladimir Malakhov, #1 2007 Draft Pick (later traded to St. Louis-David Perron).  
10/04/06 Signed Dan LaCouture from Boston as a free agent.  
10/19/06 Signed Scott Lachance as a free agent.  
11/02/06 Signed Jim Dowd from Colorado as a free agent.
- 2007**  
2/27/07 Obtained #3 2007 Draft Pick (Nick Palmieri) from Calgary for David Hale, #5 2007 Draft Pick (later traded to Buffalo-Jean-Simon Allard).  
3/01/07 Obtained #7 2008 Draft Pick (Jean-Sebastien Berube) from Minnesota for Aaron Voros.  
6/13/07 Signed Jari Vuohkкола as a free agent.  
7/03/07 Signed Dainius Zubrus from Buffalo, Karel Rachunek from NY Rangers as free agents.  
7/05/07 Signed Kevin Weekes from NY Rangers as a free agent.  
7/10/07 Signed Vitaly Vishnevski from Nashville as a free agent.  
7/16/07 Signed Noah Clarke from Los Angeles, Ian Moran from Anaheim, Jean-Luc Grand-Pierre as free agents.  
8/07/07 Signed Arron Asham from NY Islanders as a free agent.  
10/02/07 Obtained Sheldon Brookbank from Columbus on waivers.  
12/19/07 Signed Brad Snetsinger as a free agent.
- 2008**  
2/26/08 Obtained Bryce Salvador from St. Louis for Cam Janssen.  
4/28/08 Signed Michael Swift as a free agent.  
5/30/08 Signed Anssi Salmela as a free agent.  
6/20/08 Obtained #1 (later traded to Minnesota-Tyler Cuma), #2 (Patrice Cormier) 2008 Draft Picks from Washington for #1 2008 Draft Pick (Anton Gustafsson). Obtained #1 2008 (Mattias Tedenby), #3 2009 (Alexander Urbom) Draft Picks from Minnesota for Washington's #1 2008 Draft Pick (Tyler Cuma).  
7/01/08 Signed Bobby Holik from Atlanta, Brian Rolston from Tampa Bay as free agents.  
7/17/08 Signed Jay Leach from Tampa Bay, Jon DiSalvatore from Phoenix, Chad Wiseman as free agents.  
7/21/08 Signed Fedor Fedorov as a free agent.  
7/23/08 Signed Matthew Spiller from NY Islanders as a free agent.  
9/12/08 Obtained Kevin Cormier from Phoenix for Sean Zimmerman.
- 2009**  
1/15/09 Signed Brendan Shanahan from NY Rangers as a free agent.  
2/03/09 Obtained rights to David McIntyre from Anaheim for Sheldon Brookbank.  
3/02/09 Obtained Niclas Havelid, Myles Stoesz from Atlanta for Anssi Salmela.  
6/26/09 Obtained #1 2009 Draft Pick (Jacob Josefson) from Calgary for #1 (Tim Erixon), #3 (later traded to Los Angeles-Nicolas Deslauriers) 2009 Draft Picks.  
6/30/09 Obtained Ben Walter, future considerations from NY Islanders for rights to Tony Romano.  
7/09/09 Obtained Tim Sestito from Edmonton for conditional 2010 Draft Pick.  
7/10/09 Signed Yann Danis from NY Islanders as a free agent.  
7/17/09 Signed Cory Murphy from Tampa Bay as a free agent.  
7/31/09 Signed Rob Davison from Vancouver as a free agent.  
9/25/09 Signed Rob Niedermayer from Anaheim, Andrew Peters from Buffalo as free agents.  
11/06/09 Signed Dean McAmmond as a free agent. Jay Leach (Montreal) claimed from New Jersey via waivers.
- 2010**  
2/04/10 Obtained Ilya Kovalchuk, Anssi Salmela, #2 2010 Draft Pick (Jonathon Merrill) from Atlanta for Niclas Bergfors, Johnny Oduya, Patrice Cormier, #1 (later traded to Chicago-Kevin Hayes), #2 (later traded to Chicago-Justin Holl) 2010 Draft Picks.  
2/10/10 Signed Mike McKenna as a free agent.  
2/25/10 Signed Matt Taormina as a free agent.  
3/03/10 Obtained Martin Skoula from Toronto for #5 2010 Draft Pick (Sam Carrick).  
5/19/10 Signed Dan Kelly as a free agent.  
6/19/10 Obtained Jason Arnott from Nashville for Matt Halischuk, #2 2011 Draft Pick (Magnus Hellberg).  
7/01/10 Signed Johan Hedberg from Atlanta, Henrik Tallinder from Buffalo, Anton Volchenkov from Ottawa as free agents. Bought out the contracts of Jay Pandolfo and Andrew Peters.  
7/28/10 Signed Chad Wiseman as a free agent.  
8/26/10 Signed Stephen Gionta as a free agent.  
10/12/10 Signed Adam Mair from Buffalo as a free agent.
- 2011**  
1/07/11 Obtained #3 2011 Draft Pick (Blake Coleman) from Dallas for Jamie Langenbrunner.  
2/09/11 Obtained Jay Leach, Steven Zalewski from San Jose for Patrick Davis, Michael Swift.  
2/28/11 Obtained David Steckel, #2 2012 Draft Pick (later traded to Minnesota-Raphael Bussieres) from Washington for Jason Arnott.  
3/19/11 Signed Joe Sovo as a free agent.  
4/06/11 Signed Mike Siso as a free agent.  
4/18/11 Signed Keith Kinkaid as a free agent.  
6/16/11 Obtained Maxim Noreau from Minnesota for David McIntyre.  
7/01/11 Signed Matt Anderson as a free agent.  
7/14/11 Signed Cam Janssen from St. Louis as a free agent. Obtained #5 2012 Draft Pick (Graham Black) from Calgary for Pierre-Luc Letourneau-Leblond.  
7/15/11 Signed Eric Boulton from Atlanta as a free agent.  
7/28/11 Obtained Trent Hunter from NY Islanders for Brian Rolston. Signed Stephane Veilleux as a free agent.  
8/03/11 Bought out the contracts of Trent Hunter and Colin White.  
8/12/11 Signed Peter Harrold from Los Angeles as a free agent.  
10/04/11 Obtained #4 2012 Draft Pick (Ben Thomson) from Toronto for David Steckel.  
10/05/11 Signed Petr Sykora as a free agent.



- 10/26/11 Obtained Ryan Carter from Florida on waivers.  
 12/12/11 Obtained Kurtis Foster, Timo Pielmeier from Anaheim for Mark Fraser, Rod Pelley, #7 2012 Draft Pick (Jaycob Megna).
- 2012**
- 1/20/12 Obtained Alexei Ponikarovsky from Carolina for Joe Sova, #4 2012 Draft Pick (Jaccob Slavin).  
 1/30/12 Signed Steve Bernier as a free agent.  
 2/24/12 Obtained Marek Zidlicky from Minnesota for Kurtis Foster, Nick Palmieri, Stephane Veilleux, Washington's #2 2012 Draft Pick (Raphael Bussieres), #3 2013 Draft Pick (later traded to NY Islanders-Eamon McAdam).  
 6/15/12 Signed Harri Pesonen as a free agent.  
 7/02/12 Bought out the contract of Eric Boulton.  
 7/10/12 Signed Krys Barch from Florida as a free agent.  
 8/09/12 Signed Bobby Butler from Ottawa as a free agent.
- 2013**
- 2/06/13 Obtained Andrei Loktionov from Los Angeles for #5 2013 Draft Pick (later traded to Buffalo-Gustav Possler).  
 2/13/13 Obtained Alexei Ponikarovsky from Winnipeg for #7 2013 Draft Pick (Brenden Kichton), #4 2014 Draft Pick (Nelson Nogie).  
 3/04/13 Bobby Butler (Nashville) claimed from New Jersey via waivers.  
 3/06/13 Obtained Tom Kostopoulos from Pittsburgh on waivers.  
 3/22/13 Obtained Matt D'Agostini, conditional #7 2015 Draft Pick (later traded to Florida-Ryan Bednard) from St. Louis for #5 2015 Draft Pick (Niko Mikkola).  
 4/03/13 Obtained Steve Sullivan from Phoenix for #7 2014 Draft Pick (Jared Fiegl).  
 5/01/13 Signed Joe Whitney as a free agent.  
 6/30/13 Obtained Cory Schneider from Vancouver for #1 2013 Draft Pick (Bo Horvat). Obtained #2 (Steven Santini), #3 (Ryan Kujawinski) 2013 Draft Picks from Phoenix for #2 2013 Draft Pick (Laurent Dauphin). Obtained #7 2013 Draft Pick (Anthony Brodeur) from Los Angeles for #7 2015 Draft Pick (Chaz Reddick).  
 7/05/13 Signed Ryane Clowe from NY Rangers, Rostislav Olesz from Chicago and Michael Ryder from Montreal as free agents. Bought out the contract of Johan Hedberg.  
 7/06/13 Signed Darcy Zajac as a free agent.  
 7/07/13 Obtained Riley Boychuk from Buffalo for Henrik Tallinder.  
 7/08/13 Signed Rod Pelley as a free agent.  
 7/12/13 Signed Raman Hrabarenka as a free agent.  
 7/23/13 Signed Jaromir Jagr from Boston as a free agent.  
 9/28/13 Obtained Scott Timmins, #6 2014 Draft Pick (J.D. Dudek) from Florida for Krys Barch, St. Louis' #7 2015 Draft Pick (Ryan Bednard).
- 10/03/13 Alexander Urbom (Washington) claimed from New Jersey via waivers.
- 2014**
- 1/08/14 Obtained Alexander Urbom from Washington on waivers.  
 3/05/14 Obtained Tuomo Ruutu from Carolina for Andrei Loktionov, conditional #3 2017 Draft Pick.  
 7/01/14 Signed Mike Cammalleri from Calgary, Scott Clemmensen from Florida and Martin Havlat from San Jose as free agents. Bought out the contract of Anton Volchenkov.  
 10/07/14 Signed Jordin Tootoo from Detroit as a free agent.  
 12/01/14 Signed Scott Gomez as a free agent.  
 12/18/14 Signed Mark Fraser from Edmonton as a free agent.
- 2015**
- 1/14/15 Signed Joseph Blandisi as a free agent.  
 2/26/15 Obtained #2 2015 Draft Pick (later traded to NY Rangers-Ryan Gropp), option of Florida's #3 or Minnesota's #3 2016 Draft Pick from Florida for Jaromir Jagr.  
 3/02/15 Obtained conditional #3 2016 Draft Pick from Detroit for Marek Zidlicky.  
 5/29/15 Signed Sergey Kalinin as a free agent.  
 6/15/15 Signed Vojtech Mozik as a free agent.  
 6/27/15 Obtained Kyle Palmieri from Anaheim for Florida's #2 2015 Draft Pick (later traded to NY Rangers-Ryan Gropp), option of Florida's #3 or Minnesota's #3 2016 Draft Pick. Obtained Dallas' #2 2015 Draft Pick (Mackenzie Blackwood), #4 2016 Draft Pick from Ottawa for #2 2015 Draft Pick (Gabriel Gagne).  
 7/01/15 Signed John Moore from Arizona, Jim O'Brien and Paul Thompson as free agents.  
 7/02/15 Signed Yann Danis and Marc-Andre Gagnani as free agents.  
 7/30/15 Bought out the contract of Dainius Zubrus.  
 9/08/15 Signed Pierre-Luc Letourneau-Leblond from Pittsburgh as a free agent.  
 9/10/15 Signed David Schlemko from Calgary as a free agent.  
 9/16/15 Signed Jiri Tlusty from Winnipeg as a free agent.  
 10/3/15 Signed Lee Stempniak from Winnipeg as a free agent.  
 10/6/15 Obtained Brian O'Neill from Los Angeles for conditional #7 2017 Draft Pick.  
 10/26/15 Obtained Bobby Farnham from Pittsburgh on waivers.
- 2016**
- 2/29/16 Obtained David Warsofsky from Pittsburgh on waivers. Obtained Boston's #2 2017 Draft Pick and #4 2016 Draft Pick for Lee Stempniak. Obtained Devante Smith-Pelly from Montreal for Stefan Matteau. Obtained Colorado's #3 2017 Draft Pick for Eric Gelinas.  
 5/27/16 Signed Yohann Auvitu as a free agent.  
 6/13/16 Obtained Marc Savard from Florida for Graham Black and Paul Thompson.  
 6/24/16 Obtained Ottawa's #1 2016 Draft Pick (Michael McLeod) and #3 (Brandon Gignac) 2016 Draft Pick for New Jersey's #1 2016 Draft Pick (Logan Brown).  
 6/25/16 Obtained Beau Bennett from Pittsburgh for New Jersey's #3 2016 Draft Pick (Connor Hall).  
 6/29/16 Obtained Taylor Hall from Edmonton for Adam Larsson.  
 7/1/16 Signed Ben Lovejoy from Pittsburgh, Vernon Fiddler from Dallas, Andrew MacWilliam from Winnipeg and Karl Stollery from Colorado as free agents.  
 7/5/16 Signed Luke Gazdic from Edmonton as a free agent.  
 7/28/16 Signed Brandon Gormley from Washington as a free agent.

1. Keith Kinkaid, Johan Hedberg, Kevin Weekes, Jean-Francois Damphousse, Mike Dunham, Peter Sidorkiewicz, Craig Billington, Sean Burke, Glenn Resch.
2. John Moore, Marek Zidlicky, Kurtis Foster, Mark Fraser, Sheldon Brookbank, Vitaliy Vishnevski, David Hale, Dan McGillis, Vladimir Malakhov, Sean Brown, Richard Smehlik, Mike Commodore, Ken Sutton, Deron Quint, Sheldon Souray, Dave Ellett, Cale Hulse, Viacheslav Fetisov, Joe Cirella.
3. **Ken Daneyko**, Dave Hutchison.
4. **Scott Stevens**, Myles O'Connor, Sergei Starikov, Eric Weinrich, Jamie Huscof, Doug Mark, Bob Lorimer.
5. Adam Larsson, Colin White, Gord Bodger, Ken Sutton, Ricard Persson, Jaroslav Modry, Myles O'Connor, Eric Weinrich, Tom Kurvers, Timo Blomqvist, Don Dietrich, Alan Hepple, Phil Russell, Carol Vaheins.
6. Andy Greene, Mark Fraser, Jim Fahey, Tommy Albelin, Dan McGillis, Sean O'Donnell, Mike Commodore, Willie Mitchell, Brad Bombardier, Phil Housley, Craig Wolanin, Rob Palmer, Alan Hepple, Joel Quenneville.
7. Jon Merrill, Mark Fayne, Henrik Tallinder, Paul Martin, Raymond Giroux, Andrei Zuyuzin, "Sascha Goc, Willie Mitchell, Vladimir Malakhov, Ken Sutton, Vlastimil Kroupa, Chris McAlpine, Alexei Kasatonov, Jack O'Callahan, Peter McNab, Alan Hepple, Murray Brumwell, Jeff Larmer, Randy Pierce.
8. David Schlemko, Dainiuis Zubrus, Sheldon Brookbank, Alex Brooks, Ken Klee, Sean Brown, Igor Larionov, Steve Guolla, Mike Jefferson, Vadim Sharifjanov, Sasha Lakovic, Pascal Rheume, Mike Peluso, Troy Mallette, David Maley, Murray Brumwell, Dave Pichette, Garry Howatt, Tapio Levo.
9. Martin Havlat, "Mike Sisko, Joe Whitney, Mattias Tedenby, Jacob Josefson, Harri Pesonen, Bobby Butler, Zach Parise, "Jiri Bicek, Craig Darby, Bruce Gardiner, Brendan Morrison, Vadim Sharifjanov, Neal Broten, Bernie Nicholls, Tom Chorske, Kirk Muller, Don Lever.
10. "Peter Harrold, Mike Sisko, Nick Palmieri, Steve Zaleski, Rod Pelley, Patrick Davis, Matt Halischuk, Eric Rasmussen, Oleg Tverдовский, Christian Berglund, Stanislav Gron, Steve Brule, "Denis Pederson, Esa Tikkanen, Corey Millen, Lance Skalde, Neil Brady, Al Stewart, Bob Brooke, Aaron Broten, Dave Cameron.
11. Stephen Gionta, Stephane Veilleux, Brad Mills Adam Mair, Dean McAmmond, John Madden, Steve Sullivan, Jocelyn Lemieux, Jim Dowd, Dave Barr, Brendan Shanahan, Rich Chernomaz, Perry Anderson, Gary McAdam, Bobby MacMillan.
12. "Reid Boucher, Tim Sestito, Damien Brunner, "Alexei Ponikarovsky, Matt Anderson, Nick Palmieri, Brian Rolston, Noah Clarke, Nicolas Bergfors, Jim Dowd, Jeff Friesen, Sergei Nemchinov, Bill Guerin, Jason Miller, Jeff Christien, Walt Poddubny, Mark Johnson, Pat Verbeek, Jukka Porvari.
13. Michael Cammalleri.
14. Adam Henrique, "Tim Sestito, Stephen Gionta, Patrick Davis, Brian Gionta, Pierre Dagenais, Brian Rolston, Ben Hankinson, Jim Morris, Kevin Todd, Paul Ysebaert, Jim Korn, Al Stewart, Doug Brown, Dan Dorion, Pat Conacher, Rich Chernomaz, John Johansson, Kevin Maxwell, Steve Tambellini.
15. Tuomo Ruutu, Reid Boucher, Steve Sullivan, Tim Sestito, Stefan Matteau, Petr Sykora, Jamie Langenbrunner, Andreas Salomonsson, Steve Kelly, Eric Bertrand, John McLean, Brent Ashton.
16. "Jacob Josefson, Matt D'Agostini, Harri Pesonen, Alexander Vasyunov, Nick Palmieri, Matt Halischuk, "Bobby Holik, Dainiuis Zubrus, Tuomas Pihlman, Jason Wiemer, Aleksander Sjugobov, Jan Hrdina, Mike Rupp, Laurie Boschman, Sylvain Turgeon, Pat Verbeek, Rick Meagher, Merlin Malinowski.
17. Michael Ryder, Ilya Kovalchuk, Ben Walter, Ilkka Pikkarainen, Mike Rupp, Darren Langdon, Christian Berglund, Petr Sykora, Tom Chorske, Jason Miller, Patrik Sundstrom, Paul Gagne.
18. "Steve Bernier, Reid Boucher, Tim Sestito, "Vladimir Zharkov, Alexander Vasyunov, Cory Murphy, Rob Davison, "Niclas Bergfors, Brendan Shanahan, "Sergei Brylin, Peter Zedel, Scott Pellerin, David Emma, Jeff Christian, Bill Guerin, "Jamie Huscof, Kevin Todd, Steve Rooney, Murray Brumwell, Al Stewart, Mel Bridgman, John Wensink.
19. Travis Zajac, Jason Ryznar, "Tuomas Pihlman, Barry Tallackson, Krzysztof Oliwa, Raymond Giroux, Jim McKenzie, Denis Pederson, Bob Carpenter, Bernie Nicholls, "Claude Vilgrain, "Neil Brady, Jason Miller, Paul Ysebaert, Claude Loiselle, Rich Preston, Yvon Vautour.
20. Lee Stempniak, Jordyn Tootoo, Ryan Carter, Matt Taormina, Jay Pandolfo, Scott Pellerin, Darton Cole, Alexander Semak, Jon Morris, Peter Sundstrom, Anders Carlsson, Tim Higgins, Hector Mariari.
21. Kyle Palmieri, Scott Gomez, Andrei Loktionov, "Mattias Tedenby, Tim Sestito, Peter Harrold, Tyler Eckford, Rob Niedermayer, Barry Tallackson, Brad Lukowich, "Pascal Rheume, Aleksander Sjugobov, Andreas Salomonsson, Randy McKay, Jeff Madill, Jarrod Skalde, Walt Poddubny, Kevin Todd, George McPhee, Steve Richmond, Bob Hoffmeyer, Murray Brumwell.
22. Jordyn Tootoo, Eric Gelinias, Krys Barch, Eric Boulton, Alexander Urbom, "Matthew Corrente, Brad Mills, Pierre-Luc Letourneau-Leblond, Petr Vrana, Arron Asham, Rod Pelley, Dan LaCouture, Viktor Kozlov, Craig Darby, Mike Danton, Valeri Kamensky, Pierre Dagenais, Bob Corkum, Ed Ward, "Claude Lemieux, Scott Daniels, Peter Zedel, Patrik Elias, "Janne Ojanen, "Paul Ysebaert, Jon Morris, Doug Sullivan, Rob Palmer, Grant Mulvey.
23. Bobby Farnham, Michael Cammalleri, Tim Sestito, David Clarkson, Scott Gomez, Dave Andreychuk, Bruce Driver, Mike Antonovich.
24. Bryce Salvador, Barry Tallackson, Olli Malinvaara, Richard Matvichuk, Turner Stevenson, Willie Mitchell, Lyle Odelein, Steve Sullivan, Patrik Elias, David Emma, Doug Brown, Greg Adams, Aaron Broten.
25. Devante-Smith Pelly, Stefan Matteau, Seth Helgeson, "Cam Janssen, Rostislav Olesz, Tom Kostopoulos, David Steckel, "Jason Arnott, Andrew Peters, "Pierre-Luc Letourneau-Leblond, Anssi Salmela, Jay Leach, David Hale, Joe Nieuwendyk, Valeri Zelenoukin, Troy Crowder, Jim Thomson, Perry Anderson, Dave Lewis, Murray Brumwell, Jeff Larmer.
26. Patrik Elias, Krzysztof Oliwa, Jason Smith, Peter Stastny, Tommy Albelin, Al Stewart, Chris Cichocki, Andy Brickley, Rocky Trottier, Mike Kitchen.
27. Mike Mottau, David Clarkson, Barry Tallackson, "Scott Niedermayer, Perry Anderson, Dave Marcynyszyn, Randy Veilschek, Kirk Muller, Larry Floyd, Dwight Foster.
28. Damon Severson, Anton Volchenkov, Martin Skoula, Vladimir Zharkov, Tyler Eckford, Cory Murphy, Niclas Havelik, Jay Leach, Anssi Salmela, Karel Rachunek, Brian Rafalski, Kevin Dean, Brian Sullivan, Claude Vilgrain, Jim Dowd, Myles O'Connor, Lee Norwood, Bob Sauve, Uli Hiemer, Gary McAdam, Mike Moher.
29. Ryane Clowe, Mark Fayne, "Anssi Salmela, Olivier Magnan, Alexander Urbom, Johnny Oduya, Grant Marshall, Joel Bouchard, Josef Boumedienne, Krzysztof Oliwa, Shawn Chambers, Martin Brodeur, Peter Stastny, Reijo Ruotsalainen, Janne Ojanen, Corey Foster, Troy Crowder, Chris Cichocki, Jan Ludvig.
30. "Martin Brodeur, Chad Erickson, Roland Melanson, Chris Terreri, Alain Chevrier, Ron Low.
31. Scott Wedgewood, Jeff Frazee, "Chris Terreri, Peter Sidorkiewicz, Craig Billington, Shawn McKenzie.
32. Mark Fraser, Mike Sisko, Eric Gelinias, Matt Taormina, Nick Palmieri, Matthew Corrente, Rob Skrlac, Sasha Lakovic, Steve Thomas, "Pat Conacher, Jon Morris, Kirk McLean, Bruce Driver, Glenn Merkosky.
33. Seth Helgeson, Joe Whitney, Reid Boucher, "Alexander Urbom, Jay Leach, Reid Simpson, Zdeno Ciger, Tim Lenardon, Murray Brumwell, Hannu Kamppuri, Lindsay Middlebrook.
34. Raman Hrabarenka, Mike Sisko, Jon Merrill, Mark Fayne, John Vanbiesbrouck, Bryan Muir, Janne Ojanen, Jim Dowd, Jarrod Skalde, Dan Dorion, Karl Friesen, Kirk McLean, Sam St. Laurent, Gary McAdam.
35. Cory Schneider, Keith Kinkaid, Yann Danis, Scott Clemmensen, "Corey Schwab, Richard Shulmistra, Jeff Reese, Chris Terreri, Sam St. Laurent.
36. Jim O'Brien.
37. Pavel Zacha.
38. Steven Santini, Marc-Andre Gagnani.
39. Seth Helgeson.
40. Yann Danis, "Scott Clemmensen, Mike McKenna, Mitch Wilson.
44. Miles Wood, Eric Gelinias, Stephane Richer.
45. Paul Thompson.
46. Mike Sisko.
47. David Warsofsky.
48. "Tyler Kennedy.
51. Sergey Kalinin.
53. Vojtech Mozik.
56. Blake Pietila.
64. Joseph Blandisi.
68. Jaromir Jagr.
88. Rocky Trottier, Garry Howatt.
89. Alexander Mogilny.
93. Doug Gilmour.

\* Denotes wear number twice.

**Bold** denotes retired number.

Player may have played in a game, with number, to register.

## 4 • SCOTT STEVENS

Sweater retired February 3, 2006.

YEAR	TEAM	LEAGUE	REGULAR SEASON					PLAYOFFS				
			GP	G	A	PTS	PIM	GP	G	A	PTS	PIM
1991-92	DEVILS	NHL	68	17	42	59	124	7	2	1	3	29
1992-93	DEVILS	NHL	81	12	45	57	120	5	2	2	4	10
1993-94	DEVILS	NHL	83	18	60	78	112	20	2	9	11	42
1994-95	DEVILS	NHL	48	2	20	22	56	20	1	7	8	24
1995-96	DEVILS	NHL	82	5	23	28	100	-	-	-	-	-
1996-97	DEVILS	NHL	79	5	19	24	70	10	0	4	4	2
1997-98	DEVILS	NHL	80	4	22	26	80	6	1	0	1	8
1998-99	DEVILS	NHL	75	5	22	27	64	7	2	1	3	10
1999-00	DEVILS	NHL	78	8	21	29	103	23	3	8	11	6
2000-01	DEVILS	NHL	81	9	22	31	71	25	1	7	8	37
2001-02	DEVILS	NHL	82	1	16	17	44	6	0	0	0	4
2002-03	DEVILS	NHL	81	4	16	20	41	24	3	6	9	14
2003-04	DEVILS	NHL	38	3	9	12	22	-	-	-	-	-
<b>DEVILS TOTALS</b>			<b>956</b>	<b>93</b>	<b>337</b>	<b>430</b>	<b>1007</b>	<b>153</b>	<b>17</b>	<b>45</b>	<b>62</b>	<b>186</b>
<b>NHL TOTALS</b>			<b>1635</b>	<b>196</b>	<b>712</b>	<b>908</b>	<b>2785</b>	<b>233</b>	<b>26</b>	<b>92</b>	<b>118</b>	<b>402</b>

NHL All-Rookie Team (1983) • NHL First All-Star Team (1988, 1994) • NHL Second All-Star Team (1992, 1997, 2001)  
 Won Alka-Seltzer Plus Award (1994) • Played in NHL All-Star Game (1985, 1989, 1991 to 1994, 1996 to 2001, 2003)  
 Won Conn Smythe Trophy (MVP in Stanley Cup Playoffs) (2000) • Inducted into Hockey Hall of Fame (2007)

Signed as a free agent by St. Louis, July 12, 1990. Acquired by DEVILS from St. Louis as compensation for Brendan Shanahan, September 3, 1991.

## 3 • KEN DANAYKO

Sweater retired March 24, 2006.

YEAR	TEAM	LEAGUE	REGULAR SEASON					PLAYOFFS				
			GP	G	A	PTS	PIM	GP	G	A	PTS	PIM
1983-84	DEVILS	NHL	11	1	4	5	17	-	-	-	-	-
1984-85	DEVILS	NHL	1	0	0	0	10	-	-	-	-	-
1985-86	DEVILS	NHL	44	0	10	10	100	-	-	-	-	-
1986-87	DEVILS	NHL	79	2	12	14	183	-	-	-	-	-
1987-88	DEVILS	NHL	80	5	7	12	239	20	1	6	7	83
1988-89	DEVILS	NHL	80	5	5	10	283	-	-	-	-	-
1989-90	DEVILS	NHL	74	6	15	21	219	6	2	0	2	21
1990-91	DEVILS	NHL	80	4	16	20	249	7	0	1	1	10
1991-92	DEVILS	NHL	80	1	7	8	170	7	0	3	3	16
1992-93	DEVILS	NHL	84	2	11	13	236	5	0	0	0	8
1993-94	DEVILS	NHL	78	1	9	10	176	20	0	1	1	45
1994-95	DEVILS	NHL	25	1	2	3	54	20	1	0	1	22
1995-96	DEVILS	NHL	80	2	4	6	115	-	-	-	-	-
1996-97	DEVILS	NHL	77	2	7	9	70	10	0	0	0	28
1997-98	DEVILS	NHL	37	0	1	1	57	6	0	1	1	10
1998-99	DEVILS	NHL	82	2	9	11	63	7	0	0	0	8
1999-00	DEVILS	NHL	78	0	6	6	98	23	1	2	3	14
2000-01	DEVILS	NHL	77	0	4	4	87	25	0	3	3	21
2001-02	DEVILS	NHL	67	0	6	6	60	6	0	0	0	8
2002-03	DEVILS	NHL	69	2	7	9	33	13	0	0	0	2
<b>DEVILS TOTALS</b>			<b>1283</b>	<b>36</b>	<b>142</b>	<b>178</b>	<b>2519</b>	<b>175</b>	<b>5</b>	<b>17</b>	<b>22</b>	<b>296</b>
<b>NHL TOTALS</b>			<b>1283</b>	<b>36</b>	<b>142</b>	<b>178</b>	<b>2519</b>	<b>175</b>	<b>5</b>	<b>17</b>	<b>22</b>	<b>296</b>

Won Bill Masterton Trophy (Perseverance, Sportsmanship and Dedication to Hockey) (2000)



## 27 • SCOTT NIEDERMAYER

Sweater retired December 16, 2011.

YEAR	TEAM	LEAGUE	REGULAR SEASON					PLAYOFFS				
			GP	G	A	PTS	PIM	GP	G	A	PTS	PIM
1991-92	DEVILS	NHL	4	0	1	1	2	-	-	-	-	-
1992-93	DEVILS	NHL	80	11	29	40	47	5	0	3	3	2
1993-94	DEVILS	NHL	81	10	36	46	42	20	2	2	4	8
1994-95	DEVILS	NHL	48	4	15	19	18	20	4	7	11	10
1995-96	DEVILS	NHL	79	8	25	33	46	-	-	-	-	-
1996-97	DEVILS	NHL	81	5	30	35	64	10	2	4	6	6
1997-98	DEVILS	NHL	81	14	43	57	27	6	0	2	2	4
1998-99	DEVILS	NHL	72	11	35	46	26	7	1	3	4	18
1999-00	DEVILS	NHL	71	7	31	38	48	22	5	2	7	10
2000-01	DEVILS	NHL	57	6	29	35	22	21	0	6	6	14
2001-02	DEVILS	NHL	76	11	22	33	30	6	0	2	2	6
2002-03	DEVILS	NHL	81	11	28	39	62	24	2	16	18	16
2003-04	DEVILS	NHL	81	14	40	54	44	5	1	0	1	6
<b>DEVILS TOTALS</b>			<b>892</b>	<b>112</b>	<b>364</b>	<b>476</b>	<b>478</b>	<b>146</b>	<b>17</b>	<b>47</b>	<b>64</b>	<b>100</b>
<b>NHL TOTALS</b>			<b>1263</b>	<b>172</b>	<b>568</b>	<b>740</b>	<b>784</b>	<b>202</b>	<b>25</b>	<b>73</b>	<b>98</b>	<b>155</b>

WHL West First All-Star Team (1991, 1992) • CHL Scholastic Player of the Year (1991) • Played in NHL All-Star Game (1991) • WJC-A All-Star Team (1992) • CHL First All-Star Team (1992) • Won Stafford Smythe Memorial Trophy (Memorial Cup Tournament MVP) (1992) • Memorial Cup All-Star Team (1992) • NHL/Upper Deck All-Rookie Team (1993) • NHL Second All-Star Team (1998) • Played in NHL All-Star Game (1998, 2001, 2004, 2008, 2009) Won James Norris Memorial Trophy (Top NHL Defenseman) (2004) • NHL First All-Star Team (2004, 2006, 2007) Won Conn Smythe Trophy (MVP in Stanley Cup Playoffs) (2007) • Inducted into Hockey Hall of Fame (2013)

Signed as a free agent by Anaheim, August 4, 2005.

## 30 • MARTIN BRODEUR

Sweater retired February 9, 2016.

YEAR	TEAM	LEAGUE	REGULAR SEASON							PLAYOFFS				
			GP	AVG	W	L	O/T	SO	GP	AVG	W	L	SO	
1991-92	DEVILS	NHL	4	3.35	2	1	0	0	0	1	5.63	0	1	0
1993-94	DEVILS	NHL	47	2.40	27	11	8	3	3	17	1.95	8	9	1
1994-95	DEVILS	NHL	40	2.45	19	11	6	3	3	20	1.67	16	4	3
1995-96	DEVILS	NHL	77	2.34	34	30	12	6	6	-	-	-	-	-
1996-97	DEVILS	NHL	67	1.88	37	14	13	10	10	10	1.73	5	5	2
1997-98	DEVILS	NHL	70	1.89	43	17	8	10	10	6	1.97	2	4	0
1998-99	DEVILS	NHL	70	2.29	39	21	10	4	4	7	2.82	3	4	0
1999-00	DEVILS	NHL	72	2.24	43	20	8	6	6	23	1.61	16	7	2
2000-01	DEVILS	NHL	72	2.32	42	17	11	9	9	25	2.07	15	10	4
2001-02	DEVILS	NHL	73	2.15	38	26	9	4	4	6	1.42	2	4	1
2002-03	DEVILS	NHL	73	2.02	41	23	9	9	9	24	1.65	16	8	7
2003-04	DEVILS	NHL	75	2.03	38	26	11	11	11	5	2.62	1	4	0
2005-06	DEVILS	NHL	73	2.57	43	23	7	5	9	9	2.25	5	4	1
2006-07	DEVILS	NHL	78	2.18	48	23	7	12	12	11	2.44	5	6	1
2007-08	DEVILS	NHL	77	2.17	44	27	6	4	4	5	3.19	1	4	0
2008-09	DEVILS	NHL	31	2.41	19	9	3	5	7	7	2.39	3	4	1
2009-10	DEVILS	NHL	77	2.24	45	25	6	9	9	5	3.01	1	4	0
2010-11	DEVILS	NHL	56	2.45	23	26	3	6	6	-	-	-	-	-
2011-12	DEVILS	NHL	59	2.41	31	21	4	3	3	24	2.12	14	9	1
2012-13	DEVILS	NHL	29	2.22	13	9	7	2	2	-	-	-	-	-
2013-14	DEVILS	NHL	39	2.51	19	14	6	3	3	-	-	-	-	-
<b>DEVILS TOTALS</b>			<b>1259</b>	<b>2.24</b>	<b>688</b>	<b>394</b>	<b>154</b>	<b>124</b>	<b>124</b>	<b>205</b>	<b>2.02</b>	<b>113</b>	<b>91</b>	<b>24</b>
<b>NHL TOTALS</b>			<b>1266</b>	<b>2.24</b>	<b>691</b>	<b>397</b>	<b>154</b>	<b>125</b>	<b>125</b>	<b>205</b>	<b>2.02</b>	<b>113</b>	<b>91</b>	<b>24</b>

QMJHL All-Rookie Team (1990) • QMJHL Second All-Star Team (1992) • Won Calder Memorial Trophy (Top NHL Rookie) (1994) • NHL/Upper Deck All-Rookie Team (1994) • Won William M. Jennings Trophy (Fewest Team Goals Allowed) (1997, 1998, 2003, 2004, 2010) • NHL Second All-Star Team (1997, 1998, 2006, 2008) • Played in NHL All-Star Game (1996 to 2001, 2003, 2004, 2007) • Won Vezina Trophy (Top NHL Goaltender) (2003, 2004, 2007, 2008) • NHL First All-Star Team (2003, 2004, 2007) • World Cup All-Tournament Team (2004)





**Stanley Cup**

1994-95	.....	New Jersey Devils
1999-00	.....	New Jersey Devils
2002-03	.....	New Jersey Devils

**Prince of Wales Trophy**

1994-95	.....	New Jersey Devils
1999-00	.....	New Jersey Devils
2000-01	.....	New Jersey Devils
2002-03	.....	New Jersey Devils
2011-12	.....	New Jersey Devils

**Atlantic Division Championship**

1996-97	.....	New Jersey Devils
1997-98	.....	New Jersey Devils
1998-99	.....	New Jersey Devils
2000-01	.....	New Jersey Devils
2002-03	.....	New Jersey Devils
2005-06	.....	New Jersey Devils
2006-07	.....	New Jersey Devils
2008-09	.....	New Jersey Devils
2009-10	.....	New Jersey Devils

**William M. Jennings Trophy**

1996-97	.....	Brodeur, Dunham
1997-98	.....	Martin Brodeur
2002-03	.....	Martin Brodeur
2003-04	.....	Martin Brodeur
2009-10	.....	Martin Brodeur

**Conn Smythe Trophy**

1994-95	.....	Claude Lemieux
1999-00	.....	Scott Stevens

**Calder Memorial Trophy**

1993-94	.....	Martin Brodeur
1999-00	.....	Scott Gomez

**Bill Masterton Memorial Trophy**

1999-00	.....	Ken Daneyko
---------	-------	-------------

**Frank J. Selke Trophy**

2000-01	.....	John Madden
---------	-------	-------------

**James Norris Memorial Trophy**

2003-04	.....	Scott Niedermayer
---------	-------	-------------------

**Georges Vezina Trophy**

2002-03	.....	Martin Brodeur
2003-04	.....	Martin Brodeur
2006-07	.....	Martin Brodeur
2007-08	.....	Martin Brodeur

**Jack Adams Award**

1993-94	.....	Jacques Lemaire
---------	-------	-----------------

**NHL/Alka-Seltzer Plus Award**

1993-94	.....	Scott Stevens
2000-01	.....	Patrik Elias

**NHL First All-Star Team**

1993-94 (D)	.....	Scott Stevens
2000-01 (LW)	.....	Patrik Elias
2002-03 (G)	.....	Martin Brodeur
2003-04 (G)	.....	Martin Brodeur
2003-04 (D)	.....	Scott Niedermayer
2006-07 (G)	.....	Martin Brodeur
2011-12 (LW)	.....	Ilya Kovalchuk

**NHL Second All-Star Team**

1991-92 (D)	.....	Scott Stevens
1996-97 (D)	.....	Scott Stevens
1996-97 (G)	.....	Martin Brodeur
1997-98 (G)	.....	Martin Brodeur
1997-98 (D)	.....	Scott Niedermayer
2000-01 (D)	.....	Scott Stevens
2005-06 (G)	.....	Martin Brodeur
2007-08 (G)	.....	Martin Brodeur
2008-09 (LW)	.....	Zach Parise

**NHL All-Rookie Team**

1990-91 (D)	.....	Eric Weinrich
1991-92 (C)	.....	Kevin Todd
1992-93 (D)	.....	Scott Niedermayer
1993-94 (G)	.....	Martin Brodeur
1995-96 (C)	.....	Petr Sykora
1997-98 (LW)	.....	Patrik Elias
1999-00 (C)	.....	Scott Gomez
1999-00 (D)	.....	Brian Rafalski
2000-01 (D)	.....	Colin White
2011-12 (F)	.....	Adam Henrique

**NHL Player of the Month**

10/87	.....	Alain Chevrier
11/97	.....	Martin Brodeur

**NHL First Star of the Month**

1/09	.....	Jamie Langenbrunner
------	-------	---------------------

**NHL Third Star of the Month**

2/07	.....	Martin Brodeur
2/11	.....	Johan Hedberg

**NHL Offensive Player of the Month**

3/04	.....	Scott Gomez
------	-------	-------------

**NHL Defensive Player of the Month**

1/06	.....	Martin Brodeur
------	-------	----------------

**NHL Rookie of the Month**

3/88	.....	Sean Burke
1/92	.....	Valeri Zelepukin
1/94	.....	Martin Brodeur
3/94	.....	Martin Brodeur
12/95	.....	Petr Sykora
12/98	.....	Vadim Sharifjanov
11/99	.....	Scott Gomez
2/00	.....	Brian Rafalski
12/11	.....	Adam Henrique

**NHL Player of the Week**

3/3-9/86	.....	Kirk Muller
3/24-30/86	.....	Sam St. Laurent
10/27-11/2/86	.....	Aaron Broten
1/25-31/88	.....	Bob Sauve
3/28-4/3/88	.....	Sean Burke
12/5-11/88	.....	John MacLean
3/27-4/2/89	.....	Kirk Muller
12/11-17/89	.....	Patrik Sundstrom
3/26-4/1/90	.....	Viacheslav Fetisov
11/26-12/2/90	.....	John MacLean
10/21-27/92	.....	Chris Terreri
11/18-24/92	.....	Claude Lemieux
12/30/91-1/5/92	.....	Valeri Zelepukin
4/3-9/95	.....	Martin Brodeur
2/10-16/97	.....	Martin Brodeur
10/27-11/2/97	.....	Patrik Elias
2/2-7/98	.....	Martin Brodeur
1/3-9/00	.....	Martin Brodeur
2/26-3/4/01	.....	Patrik Elias
10/15-21/01	.....	Patrik Elias
3/25-31/02	.....	Martin Brodeur
1/13-19/03	.....	Martin Brodeur

**NHL Offensive Player of the Week**

3/21-28/04	.....	Patrik Elias
4/3-9/06	.....	Scott Gomez

**NHL First Star of the Week**

12/4-10/06	.....	Martin Brodeur
1/26-2/1/09	.....	Jamie Langenbrunner
2/9-15/09	.....	Zach Parise
2/23-3/1/09	.....	Martin Brodeur
3/8-15/09	.....	Martin Brodeur
12/28/09-1/3/10	.....	Jamie Langenbrunner

**NHL Second Star of the Week**

1/29-2/4/07	.....	Jamie Langenbrunner
3/3-9/08	.....	Martin Brodeur
11/23-29/09	.....	Martin Brodeur
2/14-20/11	.....	Johan Hedberg
1/30-2/5/12	.....	Ilya Kovalchuk
3/5-11/12	.....	Ilya Kovalchuk
2/24-3/2/14	.....	Adam Henrique

**NHL Third Star of the Week**

2/18-24/08	.....	Martin Brodeur
12/15-21/08	.....	Patrik Elias
3/22-28/10	.....	Ilya Kovalchuk
1/17-23/11	.....	Martin Brodeur
2/4-10/13	.....	Martin Brodeur
3/3-9/14	.....	Adam Henrique
11/30-12/6/15	.....	Michael Cammalleri
3/7-13/16	.....	Keith Kinkaid

**NHL YoungStars Game MVP**

2006-07	.....	Zach Parise
---------	-------	-------------

**Three-Star Award**

1982-83	.....	Glenn Resch
1983-84	.....	Mel Bridgman
1984-85	.....	Doug Sullivan
1985-86	.....	Greg Adams
1986-87	.....	Alain Chevrier
1987-88	.....	Pat Verbeek
1988-89	.....	Sean Burke
1989-90	.....	John MacLean
1990-91	.....	Chris Terreri

**Three-Star Award (cont.)**

1991-92	Stephane Richer
1992-93	Alexander Semak
1993-94	Martin Brodeur
1994-95	Stephane Richer
1995-96	Martin Brodeur
1996-97	Martin Brodeur
1997-98	Martin Brodeur
1998-99	Petr Sykora
1999-00	Martin Brodeur
2000-01	Patrik Elias
2001-02	Patrik Elias
2002-03	Martin Brodeur
2003-04	Patrik Elias
2005-06	Brian Gionta
2006-07	Martin Brodeur
2007-08	Martin Brodeur
2008-09	Zach Parise
2009-10	Martin Brodeur
2010-11	Ilya Kovalchuk
2011-12	Ilya Kovalchuk
2012-13	Martin Brodeur
2013-14	Martin Brodeur
2014-15	Cory Schneider
2015-16	Cory Schneider

**Hugh Delano Unsung Hero**

1982-83	Mike Kitchen
1983-84	Ron Low
1984-85	Dave Lewis
1985-86	Rich Preston
1986-87	Ken Daneyko
1987-88	Doug Brown
1988-89	Randy Velischek
1989-90	David Maley
1990-91	Bruce Driver
1991-92	Randy McKay
1992-93	Craig Billington
1993-94	Valeri Zelepukin
1994-95	Tommy Albelin
1995-96	Shawn Chambers
1996-97	Denis Pederson
1997-98	Denis Pederson
1998-99	Jay Pandolfo
1999-00	John Madden
2000-01	Sergei Brylin
2001-02	Sergei Brylin
2002-03	Jay Pandolfo
2003-04	Brian Gionta
2005-06	Jay Pandolfo
2006-07	Jay Pandolfo
2007-08	Jay Pandolfo
2008-09	Scott Clemmensen
2009-10	Andy Greene
2010-11	Travis Zajac
2011-12	Bryce Salvador
2012-13	No Award
2013-14	Andy Greene
2014-15	No Award
2015-16	No Award

**Devils' Players' Player**

1984-85	Rich Preston
1985-86	Rich Preston
1986-87	Doug Sulliman
1987-88	Kirk Muller
1988-89	Patrik Sundstrom
1989-90	John MacLean
1990-91	Chris Terrier
1991-92	Scott Stevens
1992-93	Scott Stevens
1993-94	Scott Stevens
1994-95	Chris Terrier
1995-96	Steve Thomas
1996-97	Dave Andreychuk
1997-98	Doug Gilmour
1998-99	Sergei Brylin
1999-00	Randy McKay
2000-01	Randy McKay
2001-02	Jim McKenzie
2002-03	Joe Nieuwendyk
2003-04	Turner Stevenson

**Devils' Players' Player (cont.)**

2005-06	Jay Pandolfo
2006-07	Jay Pandolfo
2007-08	Jay Pandolfo
2008-09	Jamie Langenbrunner
2009-10	Mike Mottau
2010-11	Johan Hedberg
2011-12	Johan Hedberg
2012-13	No Award
2013-14	Ryan Carter
2014-15	No Award
2015-16	No Award

**Dr. John J. McMullen Service to New Jersey Hockey**

1983-84	Les Dodson
1984-85	Jim Measday
1985-86	Glenn Resch
1986-87	Butch Fortunato
1987-88	Paul McNinis
1988-89	Max McNab
1989-90	Ken Gesner
1990-91	Dick Trimble
1991-92	Dr. John J. McMullen
1992-93	No Award
1993-94	Harvey Cohen
1994-95	Bob Auriemma
1995-96	John Warchol
1996-97	Mike Nardello
1997-98	Vin Godleski
1998-99	Joan, Tony Mariconda
1999-00	Lou Lamoriello
2000-01	Mike Reynolds
2001-02	Nancy Hughes
2002-03	Jim Hunt
2003-04	Donna Guariglia
2004-05	Rev. Michael Kelly
2005-06	Tom Brake
2006-07	Debbie, Jeff Vanderbeek
2007-08	Mike Morreale
2008-09	Bill Fox
2009-10	Bruce Driver
2010-11	Robert Sullo
2011-12	Glenn Hefferan
2012-13	No Award
2013-14	Don Gould
2014-15	No Award
2015-16	No Award

**Most Valuable Devil**

1984-85	Kirk Muller
1985-86	Greg Adams
1986-87	Kirk Muller
1987-88	Kirk Muller
1988-89	Patrik Sundstrom
1989-90	John MacLean
1990-91	Chris Terrier
1991-92	Claude Lemieux
1992-93	Alexander Semak
1993-94	Scott Stevens
1994-95	Stephane Richer
1995-96	Martin Brodeur
1996-97	Martin Brodeur
1997-98	Martin Brodeur
1998-99	Martin Brodeur
1999-00	Martin Brodeur
2000-01	Brodeur, Elias
2001-02	Martin Brodeur
2002-03	Martin Brodeur
2003-04	Scott Niedermayer
2005-06	Brian Gionta
2006-07	Martin Brodeur
2007-08	Martin Brodeur
2008-09	Zach Parise
2009-10	Zach Parise
2010-11	Patrik Elias
2011-12	Zach Parise
2012-13	No Award
2013-14	Jaromir Jagr
2014-15	No Award
2015-16	No Award

(17-49-14, 48 pts., 5th Place, Patrick Division)

**SCORING**

Player	GP	G	A	PTS	PIM	+/-	PP	GW	Player	GP	G	A	PTS	PIM	+/-	PP	GW
Aaron Broten	73	16	39	55	28	20-	5	1	Rob Palmer	60	1	10	11	21	6-	0	0
Don Lever	79	23	30	53	68	35-	9	0	Dave Cameron	35	5	4	9	50	8-	1	0
Bob MacMillan	71	19	29	48	8	35-	6	3	John Wensink	42	2	7	9	135	8-	1	0
Tapio Levo	73	7	40	47	22	41-	5	0	Carol Vadnais	51	2	7	9	64	32-	1	0
Jeff Larmer	65	21	24	45	21	6-	5	0	Merlin Malinowski	5	3	2	5	0	1	1	1
Hector Marini	77	17	28	45	105	14-	5	3	Pat Verbeek	6	3	2	5	8	2-	0	0
Steve Tambellini	73	25	18	43	14	27-	6	4	Dave Hutchison	32	1	4	5	102	20-	0	0
Brent Ashton	76	14	19	33	47	23-	4	1	Garry Howatt	38	1	4	5	114	29-	0	0
Rick Meagher	57	15	14	29	11	21-	7	1	Jukka Porvari	8	1	3	4	4	1-	0	0
Paul Gagne	53	14	15	29	13	2-	4	3	Glenn Resch	65	0	3	3	6	-	0	0
Murray Brumwell	59	5	14	19	34	20-	1	0	Larry Floyd	5	1	0	1	2	4-	0	0
Jan Ludvig	51	7	10	17	30	27-	2	0	Joe Cirella	2	0	1	1	4	2-	0	0
Joel Quenneville	74	5	12	17	46	13-	0	0	Mike Moher	9	0	1	1	28	3-	0	0
Mike Antonovich	30	7	7	14	11	7-	2	0	Ron Low	11	0	1	1	0	-	0	0
Glenn Merkosky	34	4	10	14	20	10-	1	0	Randy Pierce	3	0	0	0	0	E	0	0
Bob Lorimer	66	3	10	13	42	20-	0	0	Dwight Foster	4	0	0	0	2	1-	0	0
Mike Kitchen	77	4	8	12	52	25-	0	0	Shawn MacKenzie	6	0	0	0	0	-	0	0
Yvon Vautour	52	4	7	11	136	19-	0	0	Lindsay Middlebrook	9	0	0	0	2	-	0	0

**GOALTENDERS**

	GP	MIN	GA	EN	SO	AVG	W	L	T	SA	SAV%
Glenn Resch	65	3650	242	2	0	3.98	15	35	12	1928	87.4
Ron Low	11	608	41	1	0	4.05	2	7	1	345	88.1
Lindsay Middlebrook	9	412	37	0	0	5.39	0	6	1	211	82.5
Shawn MacKenzie	6	130	15	0	0	6.92	0	1	0	71	78.9

**RESULTS**

GM#	Date	Opponent	Score	GF-GA	Record	GM#	Date	Opponent	Score	GF-GA	Record
1	10/5	Pittsburgh	3-3	3-3	0-0-1	41	1/5	Toronto	4-4	113-178	8-25-8
2	10/8	NY Rangers	3-2	6-5	1-0-1	42	1/7	Boston	2-2	115-180	8-25-9
3	10/9	@ Toronto	5-5	11-10	1-0-2	43	1/9	@ NY Rangers	3-4	118-184	8-26-9
4	10/12	Boston	2-2	13-12	1-0-3	44	1/10	Quebec	6-2	124-186	9-26-9
5	10/14	Montreal	3-5	16-17	1-1-3	45	1/13	NY Islanders	2-5	126-191	9-27-9
6	10/16	@ Pittsburgh	6-5	22-22	2-1-3	46	1/15	@ Hartford	1-2	127-193	9-28-9
7	10/18	Philadelphia	3-1	25-23	3-1-3	47	1/16	Los Angeles	5-3	132-196	10-28-9
8	10/20	@ Los Angeles	4-7	29-30	3-2-3	48	1/19	@ Pittsburgh	1-1	133-197	10-29-9
9	10/22	@ Winnipeg	1-3	30-33	3-3-3	49	1/20	St. Louis	3-3	136-200	10-28-11
10	10/26	Minnesota	3-5	33-38	3-4-3	50	1/23	@ Washington	1-3	137-203	10-29-11
11	10/28	NY Islanders	2-4	35-42	3-5-3	51	1/25	@ Philadelphia	1-5	138-208	10-30-11
12	10/30	@ NY Islanders	5-8	40-50	3-6-3	52	1/29	@ Quebec	4-6	142-214	10-31-11
13	11/1	Calgary	3-6	43-56	3-7-3	53	1/31	Pittsburgh	3-2	145-216	11-31-11
14	11/2	@ Montreal	4-5	47-61	3-8-3	54	2/3	NY Islanders	2-7	147-223	11-32-11
15	11/4	Pittsburgh	4-4	51-65	3-8-4	55	2/5	@ Washington	4-5	151-228	11-33-11
16	11/6	@ Detroit	1-1	52-66	3-8-5	56	2/6	Vancouver	4-4	155-232	11-33-12
17	11/8	Washington	2-2	54-68	3-8-6	57	2/9	@ Chicago	4-5	159-237	11-34-12
18	11/10	@ Washington	0-3	54-71	3-9-6	58	2/12	@ St. Louis	1-5	160-242	11-35-12
19	11/11	Edmonton	1-5	55-76	3-10-6	59	2/15	Minnesota	2-3	162-245	11-36-12
20	11/13	@ Quebec	2-7	57-83	3-11-6	60	2/20	@ Philadelphia	0-3	162-248	11-37-12
21	11/16	@ St. Louis	2-7	59-90	3-12-6	61	2/21	Buffalo	4-4	166-252	11-37-13
22	11/17	@ Chicago	3-5	62-95	3-13-6	62	2/24	Detroit	4-1	170-253	12-37-13
23	11/20	@ Minnesota	1-5	63-100	3-14-6	63	2/26	@ Pittsburgh	4-5	174-258	12-38-13
24	11/24	@ Los Angeles	0-3	63-103	3-15-6	64	2/27	@ Buffalo	2-6	176-264	12-39-13
25	11/26	@ Vancouver	4-4	67-107	3-15-7	65	3/1	Edmonton	3-4	179-268	12-40-13
26	11/27	@ Calgary	4-3	71-110	4-15-7	66	3/3	Philadelphia	1-4	180-272	12-41-13
27	11/29	Chicago	1-3	72-113	4-16-7	67	3/5	@ NY Islanders	1-5	181-277	12-42-13
28	12/1	Toronto	7-3	79-116	5-16-7	68	3/6	@ NY Rangers	6-4	187-281	13-42-13
29	12/3	Hartford	5-4	84-120	6-16-7	69	3/8	Washington	4-5	191-286	13-43-13
30	12/4	@ Detroit	2-6	86-126	6-17-7	70	3/10	Hartford	0-3	191-289	13-44-13
31	12/6	Winnipeg	3-5	89-131	6-18-7	71	3/12	@ Montreal	7-3	198-292	14-44-13
32	12/9	Washington	4-6	93-137	6-19-7	72	3/14	Calgary	0-7	198-299	14-45-13
33	12/11	@ NY Islanders	1-7	94-144	6-20-7	73	3/17	NY Islanders	5-9	203-308	14-46-13
34	12/12	@ NY Rangers	0-4	94-148	6-21-7	74	3/21	NY Rangers	4-2	207-310	15-46-13
35	12/17	@ Edmonton	4-10	98-158	6-22-7	75	3/24	@ Washington	3-5	210-315	15-47-13
36	12/19	@ Winnipeg	3-2	101-160	7-22-7	76	3/25	Philadelphia	6-5	216-320	16-47-13
37	12/22	Philadelphia	1-3	102-163	7-23-7	77	3/27	@ Philadelphia	1-4	217-324	16-48-13
38	12/26	@ Boston	2-5	104-168	7-24-7	78	3/31	Buffalo	5-8	222-332	16-49-13
39	12/30	NY Rangers	2-5	106-173	7-25-7	79	4/1	@ NY Rangers	3-3	225-335	16-49-14
40	1/2	Vancouver	3-1	109-174	8-25-7	80	4/3	@ Pittsburgh	5-3	230-338	17-49-14



(17-56-7, 41 pts., 5th Place, Patrick Division)

SCORING

Player	GP	G	A	PTS	PIM	+/-	PP	GW	Player	GP	G	A	PTS	PIM	+/-	PP	GW
Mel Bridgman	79	23	38	61	121	27-	9	0	Dave Lewis	66	2	5	7	63	19-	0	0
Jan Ludvig	74	22	32	54	70	18-	7	2	Ken Daneyko	11	1	4	5	17	1-	0	0
Pat Verbeek	79	20	27	47	158	19-	5	2	Mike Kitchen	43	1	4	5	24	15-	0	0
Joe Cirella	79	11	33	44	137	43-	6	0	Rob Palmer	38	0	5	5	10	10-	0	0
Bob MacMillan	71	17	23	40	23	21-	2	2	Hector Marini	32	2	4	4	47	2-	0	0
Aaron Broten	80	13	23	36	36	28-	3	1	Larry Floyd	7	1	3	4	7	4-	0	0
Don Lever	70	14	19	33	44	21-	3	2	Rich Chernomaz	7	2	1	3	2	3-	0	0
Paul Gagne	66	14	18	32	33	22-	3	1	Grant Mulvey	12	1	2	3	19	5-	0	0
Phil Russell	76	9	22	31	96	27-	0	0	Kevin Maxwell	14	0	3	3	2	9-	0	0
Tim Higgins	37	18	10	28	27	4-	3	3	Rocky Trottier	5	1	1	2	0	1-	0	0
Rick Meagher	52	14	14	28	16	9-	2	2	Bruce Driver	4	0	2	2	0	2-	0	0
Dave Cameron	67	9	12	21	85	11-	2	0	Glenn Resch	51	0	2	2	12	-	0	0
Murray Brumwell	42	7	13	20	14	5-	5	0	Glen Merkosky	5	1	0	1	0	E	0	0
Jeff Larmer	40	6	13	19	8	17-	0	0	John MacLean	23	1	0	1	10	7-	0	0
Bob Hoffmeyer	58	4	12	16	61	20-	0	0	Alan Hepple	1	0	0	0	7	1-	0	0
Gary McAdam	38	9	6	15	15	7-	0	1	John Johansson	5	0	0	0	0	2-	0	0
Bob Lorimer	72	2	10	12	62	28-	1	0	Garry Howatt	6	0	0	0	14	1-	0	0
Mike Antonovich	38	3	5	8	16	15-	0	1	Ron Low	44	0	0	0	4	-	0	0
Yvon Vautour	42	3	4	7	78	18-	0	0									

GOALTENDERS

	GP	MIN	GA	EN	SO	AVG	W	L	T	SA	SAV%
Glenn Resch	51	2641	184	4	1	4.18	9	31	3	1426	.871
Ron Low	44	2218	161	1	0	4.36	8	25	4	1133	.858

RESULTS

GM#	Date	Opponent	Score	GF-GA	Record	GM#	Date	Opponent	Score	GF-GA	Record
1	10/5	@ NY Rangers	2-6	2-6	0-1-0	41	1/7	@ Pittsburgh	7-4	118-185	9-30-2
2	10/7	NY Rangers	1-3	3-9	0-2-0	42	1/10	@ NY Islanders	2-4	120-189	9-31-2
3	10/8	@ Detroit	6-3	9-12	1-2-0	43	1/12	Quebec	1-4	121-193	9-32-2
4	10/14	Quebec	4-6	13-18	1-3-0	44	1/14	@ Montreal	3-1	124-194	10-32-2
5	10/16	Toronto	1-4	14-22	1-4-0	45	1/15	Edmonton	4-5	128-199	10-33-2
6	10/19	@ Chicago	3-6	17-28	1-5-0	46	1/17	@ Hartford	3-3*	131-202	10-33-3
7	10/21	@ Vancouver	4-5	21-33	1-6-0	47	1/19	@ Philadelphia	0-2	131-204	10-34-3
8	10/22	@ Los Angeles	3-8	24-41	1-7-0	48	1/20	St. Louis	3-4*	134-208	10-35-3
9	10/26	Washington	0-2	24-43	1-8-0	49	1/25	@ Calgary	2-2*	136-210	10-35-4
10	10/29	@ NY Islanders	3-5	27-48	1-9-0	50	1/27	@ Edmonton	3-3*	139-213	10-35-5
11	10/30	Pittsburgh	3-5	30-53	1-10-0	51	1/29	@ Vancouver	2-3	141-216	10-36-5
12	11/2	@ Hartford	4-5	34-58	1-11-0	52	2/2	Washington	0-2	141-218	10-37-5
13	11/4	NY Islanders	1-6	35-64	1-12-0	53	2/4	@ Quebec	5-3	146-221	11-37-5
14	11/6	Chicago	6-3	41-67	2-12-0	54	2/5	Minnesota	1-3	147-224	11-38-5
15	11/8	NY Rangers	1-5	42-72	2-13-0	55	2/7	Montreal	2-5	149-229	11-39-5
16	11/9	@ Toronto	1-2	43-74	2-14-0	56	2/9	@ Buffalo	5-8	154-237	11-40-5
17	11/12	Calgary	3-4*	46-78	2-15-0	57	2/11	@ Pittsburgh	2-3	156-240	11-41-5
18	11/15	@ Minnesota	0-6	46-84	2-16-0	58	2/14	Los Angeles	6-4	162-244	12-41-5
19	11/17	@ Calgary	4-5	50-89	2-17-0	59	2/16	Hartford	6-5*	168-249	13-41-5
20	11/19	@ Edmonton	4-13	54-102	2-18-0	60	2/18	@ Philadelphia	3-4	171-253	13-42-5
21	11/23	@ Pittsburgh	1-4	55-106	2-19-0	61	2/19	NY Islanders	4-5*	175-258	13-43-5
22	11/26	@ Boston	2-6	57-112	2-20-0	62	2/22	Winnipeg	5-8	180-266	13-44-5
23	11/29	Chicago	3-2	60-114	3-20-0	63	2/25	@ NY Islanders	1-7	181-273	13-45-5
24	12/1	@ Washington	4-8	64-122	3-21-0	64	2/28	NY Rangers	3-3*	184-276	13-46-5
25	12/2	Washington	2-2*	66-124	3-21-1	65	3/2	Vancouver	4-2	188-278	14-45-6
26	12/4	Detroit	6-0	72-124	4-21-1	66	3/4	Los Angeles	5-3	193-281	15-45-6
27	12/7	Winnipeg	6-3	78-127	5-21-1	67	3/6	Pittsburgh	6-5	199-286	16-45-6
28	12/10	Philadelphia	2-8	80-135	5-22-1	68	3/7	@ Toronto	4-8	203-294	16-46-6
29	12/12	@ NY Rangers	7-3	87-138	6-22-1	69	3/10	@ St. Louis	5-6*	208-300	16-47-6
30	12/14	@ Buffalo	3-3*	90-141	6-22-2	70	3/13	NY Islanders	1-5	209-305	16-48-6
31	12/16	@ Winnipeg	1-4	91-145	6-23-2	71	3/14	@ Washington	3-3*	212-308	16-48-7
32	12/17	@ Minnesota	2-0	93-145	7-23-2	72	3/17	@ Boston	5-3	217-311	17-48-7
33	12/20	Montreal	0-6	93-151	7-24-2	73	3/19	Philadelphia	3-4	220-315	17-49-7
34	12/22	@ Philadelphia	0-5	93-156	7-25-2	74	3/20	@ NY Islanders	2-5	222-320	17-50-7
35	12/23	Pittsburgh	5-6*	98-162	7-26-2	75	3/22	NY Rangers	3-5	225-325	17-51-7
36	12/27	St. Louis	4-5*	102-167	7-27-2	76	3/24	Buffalo	0-6	225-331	17-52-7
37	12/29	Detroit	1-6	103-173	7-28-2	77	3/25	@ Philadelphia	1-4	226-335	17-53-7
38	12/31	Washington	2-3	105-176	7-29-2	78	3/28	@ Washington	2-6	228-341	17-54-7
39	1/4	@ NY Rangers	3-4*	108-180	7-30-2	79	3/30	Philadelphia	2-6	230-347	17-55-7
40	1/6	Pittsburgh	3-1	111-181	8-30-2	80	4/1	Boston	1-3	231-350	17-56-7

\*Denotes overtime

1983-84 NEW JERSEY DEVILS

(22-48-10, 54 pts., 5th Place, Patrick Division)

SCORING

Player	GP	G	A	PTS	PIM	+/-	PP	GW									
Mel Bridgman	80	22	39	61	105	16-	5	3	Greg Adams	36	12	9	21	14	14-	5	0
Aaron Broten	80	22	35	57	38	18-	10	2	Phil Russell	66	4	16	20	110	14-	0	0
Dave Pichette	71	17	40	57	41	21-	8	2	Don Lever	67	10	8	18	31	29-	0	1
Kirk Muller	80	17	37	54	69	31-	9	0	Lave Lewis	74	3	9	12	78	30-	0	2
Tim Higgins	71	19	29	48	30	10-	5	2	Bob Lorimer	46	2	7	9	35	6	0	0
Paul Gagne	79	24	19	43	28	11-	3	1	Rocky Trotter	33	5	3	8	2	3-	0	0
Doug Sulliman	57	22	16	38	4	11-	6	1	Bob Hoffmeyer	37	1	6	7	65	15-	0	0
Pat Verbeek	78	15	18	33	162	24-	5	1	Gary McAdam	4	1	1	2	0	2	0	0
John MacLean	61	13	20	33	44	12-	1	4	Rich Chernomaz	3	0	2	2	0	2	0	0
Bruce Driver	67	9	23	32	36	22-	3	0	Mitch Wilson	9	0	2	2	21	1	0	0
Jan Ludvig	74	12	19	31	53	19-	3	1	Hannu Kamppuri	13	0	1	1	2	-	0	0
Rick Meagher	71	11	20	31	22	13-	1	1	Ken Daneyko	1	0	0	0	10	1-	0	0
Uli Hiemer	53	5	24	29	70	13-	3	0	Alan Hepple	1	0	0	0	0	2-	0	0
Rich Preston	75	12	15	27	26	24-	1	1	Ron Low	26	0	0	0	21	-	0	0
Joe Cirella	66	6	18	24	141	44-	2	0	Glenn Resch	51	0	0	0	6	-	0	0

Player GP G A PTS PIM +/- PP GW

GOALTENDERS

	GP	MIN	GA	EN	SO	AVG	W	L	T	SA	SAV%
Ron Low	26	1327	85	1	1	3.84	6	11	4	628	.864
Glenn Resch	51	2893	200	4	0	4.15	15	27	5	1413	.858
Hannu Kamppuri	13	635	54	2	0	5.10	1	10	1	351	.845

RESULTS

GM#	Date	Opponent	Score	GF-GA	Record	GM#	Date	Opponent	Score	GF-GA	Record
1	10/12	NY Islanders	7-2	7-2	1-0-0	41	1/12	Washington	5-3	144-170	14-23-4
2	10/13	@ Detroit	1-4	8-6	1-1-0	42	1/14	@ NY Rangers	2-1	146-171	15-23-4
3	10/16	@ NY Islanders	4-6	12-12	1-2-0	43	1/15	Boston	2-3	148-174	15-24-4
4	10/19	Toronto	4-1	16-13	2-2-0	44	1/18	NY Rangers	6-9	154-183	15-25-4
5	10/20	@ St. Louis	3-8	19-21	2-3-0	45	1/19	@ Montreal	4-4*	158-187	15-25-5
6	10/24	@ Pittsburgh	5-2	24-23	3-3-0	46	1/23	@ Calgary	3-6	161-193	15-26-5
7	10/25	NY Rangers	2-11	26-34	3-4-0	47	1/25	@ Edmonton	2-4	163-197	15-27-5
8	10/27	Philadelphia	2-4	28-38	3-5-0	48	1/29	@ Los Angeles	3-6	166-203	15-28-5
9	10/31	Pittsburgh	6-7	34-45	3-6-0	49	1/31	@ Philadelphia	1-3	167-206	15-29-5
10	11/2	Minnesota	2-2*	36-47	3-6-1	50	2/1	NY Islanders	3-2	170-208	16-29-5
11	11/3	@ Washington	4-6	40-53	3-7-1	51	2/3	Detroit	5-5*	175-213	16-29-6
12	11/8	Edmonton	2-3	42-56	3-8-1	52	2/7	Pittsburgh	6-3	181-216	17-29-6
13	11/10	Washington	2-2*	44-58	3-8-2	53	2/9	@ Quebec	2-2*	183-218	17-29-7
14	11/15	@ Boston	3-5	47-63	3-9-2	54	2/14	Hartford	0-4	183-222	17-30-7
15	11/17	@ Montreal	0-5	47-68	3-10-2	55	2/16	@ Toronto	6-3	189-225	18-30-7
16	11/18	@ NY Rangers	6-0	53-68	4-10-2	56	2/17	@ Winnipeg	2-2*	191-227	18-30-8
17	11/21	@ Los Angeles	1-8	54-76	4-11-2	57	2/19	@ Vancouver	5-7	196-234	18-31-8
18	11/23	@ Minnesota	4-5*	58-81	4-12-2	58	2/21	Los Angeles	3-5	199-239	18-32-8
19	11/24	@ Pittsburgh	5-3	63-84	5-12-2	59	2/23	Calgary	1-5	200-244	18-33-8
20	11/27	Minnesota	3-2	66-86	6-12-2	60	2/26	Buffalo	3-4	203-248	18-34-8
21	11/29	@ Philadelphia	2-1	68-87	7-12-2	61	2/27	@ Chicago	3-6	206-254	18-35-8
22	12/1	Chicago	3-5	71-92	7-13-2	62	3/1	Hartford	1-4	207-258	18-36-8
23	12/4	@ Washington	1-4	72-96	7-14-2	63	3/3	Philadelphia	5-2	212-260	19-36-8
24	12/7	Calgary	3-3*	75-99	7-14-3	64	3/5	@ Washington	1-4	213-264	19-37-8
25	12/8	@ Quebec	3-7	78-106	7-15-3	65	3/7	NY Islanders	4-4*	217-268	19-37-9
26	12/11	@ NY Islanders	7-5	85-111	8-15-3	66	3/9	@ Detroit	8-5	225-273	20-37-9
27	12/13	St. Louis	4-4*	89-115	8-15-4	67	3/10	@ Winnipeg	1-7	226-280	20-38-9
28	12/15	Quebec	8-3	97-118	9-15-4	68	3/12	Winnipeg	3-6	229-286	20-39-9
29	12/17	Edmonton	5-2	102-120	10-15-4	69	3/14	Boston	4-7	233-293	20-40-9
30	12/19	@ Pittsburgh	3-2	105-122	11-15-4	70	3/17	@ NY Rangers	3-7	236-300	20-41-9
31	12/20	@ Philadelphia	4-8	109-130	11-16-4	71	3/19	@ Washington	1-4	237-304	20-42-9
32	12/22	NY Rangers	3-5	112-135	11-17-4	72	3/21	Vancouver	2-3	239-307	20-43-9
33	12/26	@ Hartford	3-5	115-140	11-18-4	73	3/23	Philadelphia	3-5	242-312	20-44-9
34	12/27	Toronto	4-1	119-141	12-18-4	74	3/27	@ Pittsburgh	3-4	245-316	20-45-9
35	12/29	Buffalo	1-2	120-143	12-19-4	75	3/28	Washington	3-2	248-318	21-45-9
36	12/31	@ Buffalo	4-6	124-149	12-20-4	76	3/30	Pittsburgh	6-4	254-322	22-45-9
37	1/3	Vancouver	4-6	128-155	12-21-4	77	4/2	@ St. Louis	4-8	258-330	22-46-9
38	1/5	Montreal	5-4	133-159	13-21-4	78	4/3	@ Chicago	0-5	258-335	22-47-9
39	1/6	@ NY Rangers	4-5*	137-164	13-22-4	79	4/6	@ NY Islanders	5-5*	263-340	22-47-10
40	1/10	NY Islanders	2-3	139-167	13-23-4	80	4/7	Philadelphia	1-6	264-346	22-48-10

\*Denotes overtime

SCORING

Table with 2 columns of player statistics. Each column lists Player, GP, G, A, PTS, PIM, +/-, PP, and GW. The first column lists players like Greg Adams, Kirk Muller, Mel Bridgman, etc. The second column lists players like Dave Lewis, Jan Ludvig, Ken Daneyko, etc.

GOALTENDERS

Table with 10 columns: Player, GP, MIN, GA, EN, SO, AVG, W, L, T, SA, SAV%. Lists Sam St. Laurent, Glenn Resch, Alain Chevrier, Craig Billington, and Kirk McLean.

RESULTS

Table with 10 columns: GM#, Date, Opponent, Score, GF-GA, Record, GM#, Date, Opponent, Score, GF-GA, Record. Lists game results from 10/10 to 1/11.

\*Denotes overtime

(29-45-6, 64 pts., 6th Place, Patrick Division)

**SCORING**

Player	GP	G	A	PTS	PIM	+/-	PP	GW	Player	GP	G	A	PTS	PIM	+/-	PP	GW
Aaron Broten	80	26	53	79	36	5	6	3	Jan Ludvig	47	7	9	16	96	5-	1	0
Kirk Muller	79	26	50	76	75	7-	10	4	Ken Daneyko	79	2	12	14	183	14-	0	0
John MacLean	80	31	36	67	120	23-	9	4	Rich Chernomaz	25	6	4	10	8	11-	2	0
Pat Verbeek	74	35	24	59	120	23-	17	5	Craig Wolanin	68	4	6	10	109	31-	0	0
Doug Sulliman	78	27	26	53	14	17-	4	4	Gord Mark	36	3	5	8	82	4-	0	0
Mark Johnson	68	25	26	51	22	21-	11	0	Steve Richmond	44	1	7	8	143	12-	0	0
Greg Adams	72	20	27	47	19	16-	6	1	Tim Lenardon	7	1	1	2	0	2-	0	0
Claude Loiselle	75	16	24	40	137	7-	2	3	Timo Blomqvist	20	0	2	2	29	3-	0	0
Mel Bridgman	51	8	31	39	80	8-	1	1	Al Stewart	7	1	0	1	26	4-	0	0
Bruce Driver	74	6	28	34	36	26-	0	0	Doug Brown	4	0	1	1	0	4-	0	0
Joe Cirella	65	9	22	31	111	19-	6	0	Karl Friesen	4	0	1	0	1	0	-	0
Andy Brickley	51	11	12	23	8	15-	1	0	Murray Brumwell	1	0	0	0	2	1	0	0
Peter McNab	46	8	12	20	8	14-	2	2	Kirk McLean	4	0	0	0	0	-	0	0
Uli Hiemer	40	6	14	20	45	6-	2	1	Chris Terreri	7	0	0	0	0	-	0	0
Anders Carlsson	48	2	18	20	14	11-	0	0	Craig Billington	22	0	0	0	12	-	0	0
Perry Anderson	57	10	9	19	107	13-	2	1	Alain Chevrier	58	0	0	0	17	-	0	0
Randy Velischeck	64	2	16	18	52	12-	0	0									

**GOALTENDERS**

	GP	MIN	GA	EN	SO	AVG	W	L	T	SA	SAV%
Kirk McLean	4	160	10	1	0	3.75	1	1	0	73	.861
Alain Chevrier	58	3153	227	3	0	4.32	24	26	2	1793	.873
Chris Terreri	7	286	21	1	0	4.41	0	3	1	173	.878
Craig Billington	22	1114	89	0	0	4.79	4	13	2	569	.844
Karl Friesen	4	130	16	0	0	7.38	0	2	1	80	.800

**RESULTS**

GM#	Date	Opponent	Score	GF-GA	Record	GM#	Date	Opponent	Score	GF-GA	Record
1	10/9	@ NY Rangers	5-3	5-3	1-0-0	41	1/8	Quebec	4-4*	149-189	16-21-4
2	10/11	Boston	5-4	10-7	2-0-0	42	1/10	Vancouver	2-2*	151-191	16-21-5
3	10/15	Vancouver	3-2	13-9	3-0-0	43	1/12	Hartford	7-5	158-196	17-21-5
4	10/17	Toronto	2-3	15-12	3-1-0	44	1/14	@ Chicago	3-1	161-197	18-21-5
5	10/18	@ Pittsburgh	4-8	19-20	3-2-0	45	1/16	Winnipeg	4-5	165-202	18-22-5
6	10/21	@ NY Islanders	3-6	22-26	3-3-0	46	1/18	Washington	1-6	166-208	18-23-5
7	10/23	Los Angeles	5-3	27-29	4-3-0	47	1/20	@ Washington	3-6	169-214	18-24-5
8	10/25	@ Washington	1-2	28-31	4-4-0	48	1/22	Calgary	7-5	176-219	19-24-5
9	10/29	@ Pittsburgh	8-6	36-37	5-4-0	49	1/24	Philadelphia	4-3	180-222	20-24-5
10	10/30	NY Islanders	7-6*	43-43	6-4-0	50	1/26	@ NY Rangers	3-6	183-228	20-25-5
11	11/1	Buffalo	1-3	44-46	6-5-0	51	1/28	@ Los Angeles	2-6	185-234	20-26-5
12	11/4	@ Philadelphia	1-7	45-53	6-6-0	52	1/30	@ Vancouver	4-3	189-237	21-26-5
13	11/6	Philadelphia	5-5*	50-58	6-6-1	53	1/31	@ Calgary	3-5	192-242	21-27-5
14	11/9	@ Winnipeg	1-8	51-66	6-7-1	54	2/7	Philadelphia	3-2	195-244	22-27-5
15	11/12	Detroit	5-3	56-69	7-7-1	55	2/8	Philadelphia	1-2*	196-246	22-28-5
16	11/14	Pittsburgh	5-4	61-73	8-7-1	56	2/14	@ Detroit	1-5	197-251	22-29-5
17	11/15	@ Boston	5-5*	66-78	8-7-2	57	2/18	Hartford	3-6	200-257	22-30-5
18	11/17	NY Rangers	3-2	69-80	9-7-2	58	2/21	@ Pittsburgh	6-5	206-262	23-30-5
19	11/19	@ Detroit	4-3	73-83	10-7-2	59	2/22	NY Islanders	0-7	206-269	23-31-5
20	11/22	@ Minnesota	2-6	75-89	10-8-2	60	2/25	Edmonton	4-2	210-271	24-31-5
21	11/23	@ Chicago	3-5	78-94	10-9-2	61	2/28	@ Montreal	2-3	212-274	24-32-5
22	11/26	@ St. Louis	5-1	83-95	11-9-2	62	3/1	@ Hartford	5-5*	217-279	24-32-6
23	11/29	@ Los Angeles	6-9	89-104	11-10-2	63	3/3	@ Washington	2-3	219-282	24-33-6
24	12/2	NY Rangers	8-5	97-109	12-10-2	64	3/5	@ Buffalo	4-4	223-288	24-34-6
25	12/4	Minnesota	3-5	100-114	12-11-2	65	3/7	Chicago	3-4	226-292	24-35-6
26	12/6	Buffalo	4-3	104-117	13-11-2	66	3/8	@ Philadelphia	3-7	229-299	24-36-6
27	12/9	@ Washington	2-4	106-121	13-12-2	67	3/11	Philadelphia	4-6	233-305	24-37-6
28	12/11	NY Islanders	4-8	110-129	13-13-2	68	3/13	NY Islanders	4-1	237-306	25-37-6
29	12/13	@ NY Islanders	2-4	112-133	13-14-2	69	3/14	@ NY Islanders	6-7*	243-313	25-38-6
30	12/14	Montreal	4-2	116-135	14-14-2	70	3/17	@ Edmonton	4-7	247-320	25-39-6
31	12/17	Toronto	3-2*	119-137	15-14-2	71	3/18	@ Winnipeg	3-4*	250-324	25-40-6
32	12/19	Washington	6-4	125-141	16-14-2	72	3/21	@ St. Louis	7-6*	257-330	26-40-6
33	12/20	@ Montreal	2-5	127-146	16-15-2	73	3/23	Edmonton	6-7	263-337	26-41-6
34	12/23	@ NY Rangers	5-8	132-154	16-16-2	74	3/25	@ NY Rangers	8-2	271-339	27-41-6
35	12/26	NY Rangers	4-7	136-161	16-17-2	75	3/27	Minnesota	5-2	276-341	28-41-6
36	12/27	@ Quebec	2-2*	138-163	16-17-3	76	3/29	St. Louis	1-4	277-345	28-42-6
37	12/30	Calgary	3-4	141-167	16-18-3	77	3/31	Pittsburgh	5-3	282-348	29-42-6
38	1/2	Boston	2-7	143-174	16-19-3	78	4/2	@ Pittsburgh	2-6	284-354	29-43-6
39	1/3	@ Toronto	2-7	145-181	16-20-3	79	4/4	@ Quebec	4-8	288-362	29-44-6
40	1/6	@ Philadelphia	0-4	145-185	16-21-3	80	4/5	Washington	5-6*	293-368	29-45-6

\*Denotes overtime

(38-36-6, 82 pts., 4th Place, Patrick Division)

SCORING

Table with 2 columns of player statistics including GP, G, A, PTS, PIM, +/-, PP, GW for various players like Kirk Muller, Aaron Broten, Pat Verbeek, etc.

GOALTENDERS

Table with 11 columns of goaltender statistics including GP, MIN, GA, EN, SO, AVG, W, L, T, SA, SAV% for Sean Burke, Bob Sauve, and Alain Chevrier.

RESULTS

Large table with 10 columns of game results including GM#, Date, Opponent, Score, GF-GA, Record, GM#, Date, Opponent, Score, GF-GA, Record for games from 10/9 to 1/4.

\*Denotes overtime

1987-88 NEW JERSEY DEVILS

(27-41-12, 66 pts., 5th Place, Patrick Division)

**SCORING**

Player	GP	G	A	PTS	PIM	+/-	PP	GW	Player	GP	G	A	PTS	PIM	+/-	PP	GW			
John MacLean	74	42	45	87	122	26	14	4	Craig Wolanin	56	3	8	11	69	9	0	0			
Kirk Muller	80	31	43	74	119	23	12	4	Ken Daneyko	80	5	5	10	283	22	1	0			
Patrik Sundstrom	65	28	41	69	36	22	12	4	Perry Anderson	39	3	6	9	128	5	0	0			
Tom Kurvers	74	16	50	36	38	11	5	0	Steve Rooney	25	3	1	4	79	9	0	1			
Aaron Broten	80	16	43	59	81	7	4	2	Paul Ysebaert	5	0	4	0	2	0	0	0			
Brendan Shanahan	68	22	28	50	115	2	9	0	Sean Burke	62	0	3	3	54	-	0	0			
Pat Verbeek	77	26	21	47	189	18	9	1	Jon Morris	4	0	2	2	0	E	0	0			
Mark Johnson	40	13	25	38	24	1	4	2	Al Stewart	6	0	2	2	15	2	-	0	0		
Jim Korn	65	15	16	31	212	3	4	3	Jamie Huscroft	15	0	2	2	51	3	-	0	0		
Tommy Albelin	46	7	24	31	40	18	1	1	George McPhee	1	0	1	1	2	1	0	0	0		
Jack O'Callahan	36	5	21	26	51	E	5	0	Chris Cichocki	2	0	1	1	2	E	0	0	0		
Doug Brown	63	15	10	25	15	7	4	2	Janne Ojanen	3	0	1	1	2	1	-	0	0		
Joe Cirella	80	3	19	22	155	14	0	1	Kevin Todd	1	0	0	0	0	1	-	0	0		
Claude Loiselle	74	7	14	21	209	10	0	1	Corey Foster	2	0	0	0	0	0	2	-	0	0	
Randy Velischek	80	4	14	18	70	2	-	0	Eric Weinrich	2	0	0	0	0	0	1	-	0	0	
Bruce Driver	27	1	15	16	24	E	1	0	Craig Billington	3	0	0	0	0	-	-	0	0	0	
Pat Conacher	55	7	5	12	14	7	-	0	1	Chris Terreri	8	0	0	0	2	-	-	0	0	0
Anders Carlsson	47	4	8	12	20	3	0	0	0	Bob Sauve	15	0	0	0	0	-	-	0	0	0
David Maley	68	5	6	11	249	27	-	0	0											

**GOALTENDERS**

	GP	MIN	GA	EN	SO	AVG	W	L	T	SA	SAV%
Chris Terreri	8	402	18	1	0	2.69	0	4	2	170	.893
Sean Burke	62	3590	230	7	3	3.84	22	31	9	1829	.873
Bob Sauve	15	721	56	2	0	4.66	4	5	1	333	.831
Craig Billington	3	140	11	0	0	4.71	1	1	0	65	.831

**RESULTS**

GM#	Date	Opponent	Score	GF-GA	Record	GM#	Date	Opponent	Score	GF-GA	Record
1	10/6	@ Philadelphia	1-4	1-4	0-1-0	41	1/7	Detroit	5-2	145-170	15-19-7
2	10/8	@ Quebec	5-3	6-7	1-1-0	42	1/9	@ NY Rangers	5-4	150-174	16-19-7
3	10/10	@ NY Rangers	5-0	11-7	2-1-0	43	1/11	@ Montreal	0-1	150-175	16-20-7
4	10/14	Montreal	3-7	14-14	2-2-0	44	1/13	NY Islanders	3-5	153-180	16-21-7
5	10/15	@ Washington	5-8	19-22	2-3-0	45	1/15	Edmonton	1-0	154-180	17-21-7
6	10/19	Vancouver	0-4	19-26	2-4-0	46	1/17	@ Quebec	4-7	158-187	17-22-7
7	10/21	Pittsburgh	6-4	25-30	3-4-0	47	1/19	Quebec	4-5	162-192	17-23-7
8	10/23	@ Detroit	3-3*	28-33	3-4-1	48	1/20	@ Washington	6-5*	168-197	18-23-7
9	10/25	Buffalo	4-7	32-40	3-5-1	49	1/23	Minnesota	2-7	170-204	18-24-7
10	10/28	Hartford	5-3	37-43	4-5-1	50	1/24	@ NY Islanders	2-2*	172-206	18-24-8
11	10/29	@ Hartford	0-3	37-46	4-6-1	51	1/27	Hartford	6-8	178-214	18-25-8
12	11/1	Philadelphia	3-2	40-48	5-6-1	52	1/28	@ Minnesota	4-4*	182-218	18-25-9
13	11/3	Winnipeg	3-3*	43-51	5-6-2	53	2/2	@ Los Angeles	6-6*	188-224	18-25-10
14	11/6	NY Rangers	6-5	49-56	6-6-2	54	2/5	@ Edmonton	4-2	192-226	19-25-10
15	11/9	Edmonton	2-3*	51-59	6-7-2	55	2/9	@ Detroit	6-3	198-229	20-25-10
16	11/11	NY Islanders	3-3*	54-62	6-7-3	56	2/11	@ Montreal	4-5	202-234	20-26-10
17	11/12	@ Washington	6-3	60-65	7-7-3	57	2/13	Toronto	8-1	210-235	21-26-10
18	11/15	@ St. Louis	4-2	64-67	8-7-3	58	2/15	@ Buffalo	3-5	213-240	21-27-10
19	11/17	Calgary	3-5	67-72	8-8-3	59	2/17	@ Winnipeg	2-3*	215-243	21-28-10
20	11/19	Washington	2-3	69-75	8-9-3	60	2/18	@ Toronto	3-5	218-248	21-29-10
21	11/20	@ Philadelphia	1-7	70-82	8-10-3	61	2/20	@ NY Rangers	4-7	222-255	21-30-10
22	11/23	@ Calgary	2-3	72-85	8-11-3	62	2/24	Philadelphia	2-6	224-261	21-31-10
23	11/25	@ Vancouver	2-2*	74-87	8-11-4	63	2/26	Los Angeles	1-1*	225-262	21-31-11
24	11/29	@ Los Angeles	3-9	77-96	8-12-4	64	2/28	Boston	3-3*	228-265	21-31-12
25	12/3	Philadelphia	3-5	80-101	8-13-4	65	3/1	@ Pittsburgh	1-4	229-269	21-32-12
26	12/4	@ Philadelphia	2-6	82-107	8-14-4	66	3/3	NY Rangers	6-3	235-272	22-32-12
27	12/7	Washington	5-1	87-108	9-14-4	67	3/5	Minnesota	2-0	237-272	23-32-12
28	12/9	NY Islanders	6-5	93-113	10-14-4	68	3/7	@ St. Louis	2-6	239-278	23-33-12
29	12/10	@ Pittsburgh	4-4*	97-117	10-14-5	69	3/8	@ Chicago	7-5	246-283	24-33-12
30	12/13	St. Louis	4-3	101-120	11-14-5	70	3/11	@ NY Islanders	2-3*	248-286	24-34-12
31	12/15	Toronto	6-3	107-123	12-14-5	71	3/14	Calgary	1-5	249-291	24-35-12
32	12/17	@ NY Islanders	2-5	109-128	12-15-5	72	3/16	Pittsburgh	1-2	250-293	24-36-12
33	12/18	@ Chicago	5-3	114-131	13-15-5	73	3/18	Chicago	1-3	251-296	24-37-12
34	12/21	@ Winnipeg	5-5*	119-136	13-15-6	74	3/20	Vancouver	3-1	254-297	25-37-12
35	12/23	Pittsburgh	2-2*	121-138	13-15-7	75	3/23	@ Boston	3-5	257-302	25-38-12
36	12/26	@ NY Rangers	1-5	122-143	13-16-7	76	3/25	@ Pittsburgh	4-5	261-307	25-39-12
37	12/27	NY Rangers	5-7	127-150	13-17-7	77	3/27	Philadelphia	5-3	266-310	26-39-12
38	12/29	Boston	2-6	129-156	13-18-7	78	3/29	NY Islanders	4-5*	270-315	26-40-12
39	12/31	@ Pittsburgh	6-8	135-164	13-19-7	79	4/1	@ Washington	4-6	274-321	26-41-12
40	1/6	Buffalo	5-4	140-168	14-19-7	80	4/2	Washington	7-4	281-325	27-41-12

\*Denotes overtime

(37-34-9, 83 pts., 2nd Place, Patrick Division)

SCORING

Player	GP	G	A	PTS	PIM	+/-	PP	PW	GP	G	A	PTS	PIM	+/-	PP	PW	
Kirk Muller	80	30	56	86	74	1-	9	6	Peter Stastny	12	5	6	11	16	1-	2	1
John MacLean	80	41	38	79	80	17	10	11	Eric Weinrich	19	2	7	9	11	1	1	1
Patrik Sundstrom	74	27	49	76	34	17	8	0	Craig Wolanin	37	1	7	8	47	13-	0	0
Brendan Shanahan	73	30	42	72	137	15	8	5	Reijo Ruotsalainen	31	2	5	7	14	4-	1	0
Bruce Driver	75	7	46	53	63	7	1	0	Pat Conacher	19	3	3	6	4	2	0	0
Sylvain Turgeon	72	30	17	47	81	9-	7	3	Randy Velishechek	62	0	6	6	72	4	0	0
Mark Johnson	63	16	29	45	12	8-	4	1	Jim Korn	37	2	3	5	99	1-	0	0
Vlacheslav Fetisov	72	8	34	42	52	8	2	0	Jamie Huscroft	42	2	3	5	149	2-	0	0
Doug Brown	69	14	20	34	16	7	1	3	Neil Brady	19	1	4	5	13	2-	0	0
Janne Ojanen	64	17	13	30	12	5-	1	1	Paul Ysebaert	5	1	2	3	0	E	0	0
Tommy Albelin	68	6	23	29	63	1-	4	0	Claude Vilgrain	6	1	2	3	4	1-	0	0
David Maley	67	8	17	25	160	2-	0	2	Peter Sundstrom	21	1	2	3	4	1	0	0
Alexei Kasatonov	39	6	15	21	16	15	1	0	Sergei Starikov	16	0	1	1	8	8-	0	0
Ken Daneyko	74	6	15	21	219	5	0	1	Sean Burke	52	0	1	1	38	-	0	0
Aaron Broten	42	10	8	18	36	15-	1	0	Tom Kurvers	1	0	0	0	0	1-	0	0
Bob Brooke	35	8	10	18	30	3	0	1	Jim Thomson	3	0	0	0	31	3-	0	0
Walt Poddubny	33	4	10	14	28	4-	1	0	Troy Crowder	10	0	0	0	23	E	0	0
Jon Morris	20	6	7	13	8	12	2	1	Chris Terreri	35	0	0	0	0	-	0	0

GOALTENDERS

	GP	MIN	GA	EN	SO	AVG	W	L	T	SA	SAV%
Chris Terreri	35	1933	110	3	0	3.41	15	12	3	1004	.890
Sean Burke	52	2914	175	0	0	3.60	22	22	6	1453	.880

RESULTS

GM#	Date	Opponent	Score	GF-GA	Record	GM#	Date	Opponent	Score	GF-GA	Record
1	10/5	@ Philadelphia	6-2	6-2	1-0-0	41	1/2	Buffalo	5-3	161-159	19-18-4
2	10/7	Pittsburgh	4-4*	10-6	1-0-1	42	1/4	Los Angeles	4-2	165-161	20-18-4
3	10/10	Calgary	2-4	12-10	1-1-1	43	1/8	Winnipeg	3-4	168-165	20-19-4
4	10/13	Montreal	3-4*	15-14	1-2-1	44	1/10	Pittsburgh	6-3	174-168	21-19-4
5	10/14	@ Hartford	3-2	18-16	2-2-1	45	1/12	Montreal	2-5	176-173	21-20-4
6	10/18	Philadelphia	5-3	23-19	3-2-1	46	1/13	@ Quebec	5-4	181-177	22-20-4
7	10/20	Vancouver	2-3	25-22	3-3-1	47	1/16	@ Washington	6-9	187-186	22-21-4
8	10/21	@ Montreal	5-4	30-26	4-3-1	48	1/23	@ Pittsburgh	4-2	191-188	23-21-4
9	10/23	@ Toronto	5-4	35-30	5-3-1	49	1/24	Washington	3-2	194-190	24-21-4
10	10/26	Hartford	3-7	38-37	5-4-1	50	1/26	Toronto	1-5	195-195	24-22-4
11	10/28	Chicago	3-2	41-39	6-4-1	51	1/28	@ NY Islanders	4-4*	199-199	24-22-5
12	10/31	@ Vancouver	3-4	44-43	6-5-1	52	1/30	@ Los Angeles	2-5	201-204	24-23-5
13	11/1	@ Edmonton	6-6*	50-49	6-5-2	53	2/4	@ Vancouver	2-2	203-208	24-24-5
14	11/4	@ Calgary	3-7	53-56	6-6-2	54	2/6	Edmonton	2-2*	205-210	24-24-6
15	11/8	Quebec	6-3	59-59	7-6-2	55	2/9	@ Washington	5-3	210-213	25-24-6
16	11/11	Philadelphia	5-7	64-66	7-7-2	56	2/10	@ St. Louis	0-7	210-220	25-25-6
17	11/12	@ Philadelphia	3-3*	67-69	7-7-3	57	2/12	Detroit	1-1*	211-221	25-25-7
18	11/15	Minnesota	1-2*	68-71	7-8-3	58	2/16	NY Rangers	1-2	212-223	25-26-7
19	11/17	NY Rangers	5-4*	73-75	8-8-3	59	2/17	@ Toronto	4-5	216-228	25-27-7
20	11/18	@ Boston	4-6	77-81	8-9-3	60	2/19	@ NY Rangers	3-4*	219-232	25-28-7
21	11/22	@ Pittsburgh	6-3	83-84	9-9-3	61	2/22	Winnipeg	2-4	221-236	25-29-7
22	11/24	@ Minnesota	6-7	89-91	9-10-3	62	2/24	Chicago	3-2	224-238	26-29-7
23	11/25	@ Winnipeg	3-1	92-92	10-10-3	63	2/25	@ NY Islanders	3-3*	227-241	26-29-8
24	11/28	NY Islanders	3-2*	95-94	11-10-3	64	2/28	@ Pittsburgh	1-2	228-243	26-30-8
25	12/1	@ Buffalo	4-6	99-100	11-11-3	65	3/2	Pittsburgh	6-5	234-248	27-30-8
26	12/2	Washington	3-5	102-105	11-12-3	66	3/4	@ Washington	3-4	237-252	27-31-8
27	12/6	@ NY Rangers	3-5	105-110	11-13-3	67	3/6	St. Louis	2-1	239-253	28-31-8
28	12/8	Pittsburgh	2-3	107-113	11-14-3	68	3/8	NY Islanders	4-2	243-255	29-31-8
29	12/9	@ Hartford	3-7	110-120	11-15-3	69	3/10	Quebec	9-3	252-258	30-31-8
30	12/12	@ NY Islanders	7-2	117-122	12-15-3	70	3/13	@ Minnesota	3-1	255-259	31-31-8
31	12/13	NY Islanders	5-2	122-124	13-15-3	71	3/15	@ Calgary	4-5	259-264	31-32-8
32	12/15	Los Angeles	7-5	129-129	14-15-3	72	3/17	@ Edmonton	4-1	263-265	32-32-8
33	12/17	Boston	3-1	132-130	15-15-3	73	3/20	Philadelphia	2-3	265-268	32-33-8
34	12/19	@ NY Islanders	4-5*	136-135	15-16-3	74	3/22	@ Chicago	3-6	268-274	32-34-8
35	12/22	@ Philadelphia	5-4*	141-139	16-16-3	75	3/24	@ Philadelphia	5-2	273-276	33-34-8
36	12/23	St. Louis	3-2	144-141	17-16-3	76	3/25	@ Buffalo	4-3	277-279	34-34-8
37	12/26	@ NY Rangers	4-4*	148-145	17-16-4	77	3/27	Washington	4-1	281-280	35-34-8
38	12/27	Washington	1-3	149-148	17-17-4	78	3/29	NY Rangers	6-4	287-284	36-34-8
39	12/29	NY Rangers	3-2	152-150	18-17-4	79	3/31	Detroit	5-1	292-285	37-34-8
40	12/31	@ Detroit	4-6	156-156	18-18-4	80	4/1	@ Boston	3-3*	295-288	37-34-9

\*Denotes overtime

(32-33-15, 79 pts., 4th Place, Patrick Division)

**SCORING**

Player	GP	G	A	PTS	PIM	+/-	PP	GW	Player	GP	G	A	PTS	PIM	+/-	PP	GW
John MacLean	78	45	33	78	150	8	19	7	Walt Poddubny	14	4	6	10	10	8	0	0
Kirk Muller	80	19	51	70	76	1	7	3	Troy Crowder	59	6	3	9	182	10	0	0
Brendan Shanahan	75	29	37	66	141	4	7	2	Al Stewart	41	5	2	7	159	6	0	0
Peter Stastny	77	18	42	60	53	E	4	3	Paul Ysebaert	11	4	3	7	6	1	1	0
Claude Lemieux	78	30	17	47	105	8	10	2	Lee Norwood	28	3	2	5	87	1	1	0
Patrik Sundstrom	71	15	31	46	48	7	4	1	Jeff Madill	14	4	0	4	46	1	0	0
Bruce Driver	73	9	36	45	62	11	7	2	Myles O'Connor	22	3	1	4	41	3	0	0
Alexei Kasatonov	78	10	31	41	76	23	1	3	Chris Terreri	53	0	3	2	-	0	0	0
Eric Weinrich	76	4	34	38	48	10	1	0	Jarrold Skalde	1	0	1	1	0	E	0	0
Doug Brown	58	14	16	30	4	18	0	2	Jamie Huscroft	8	0	1	1	27	1	0	0
Jon Morris	53	9	19	28	27	9	1	1	Dave Marcynshyn	9	0	1	1	21	-	0	0
Zdeno Ciger	45	8	17	25	8	3	2	1	Perry Anderson	1	0	0	0	5	E	0	0
David Maley	64	8	14	22	151	9	1	3	Roland Melanson	1	0	0	0	0	-	0	0
Laurie Boschman	78	11	9	20	77	1	0	1	Jason Miller	1	0	0	0	0	1	0	0
Ken Daneyko	80	4	16	20	249	10	1	1	Kevin Todd	1	0	0	0	0	1	0	0
Viacheslav Fetisov	67	3	16	19	62	5	1	0	Neil Brady	3	0	0	0	0	E	0	0
Pat Conacher	49	5	11	16	27	9	0	0	Sean Burke	35	0	0	0	18	-	0	0
Tommy Albelin	47	2	12	14	44	1	1	0									

**GOALTENDERS**

	GP	MIN	GA	EN	SO	AVG	W	L	T	SA	SAV%
Chris Terreri	53	2971	144	3	1	2.91	24	21	7	1348	.893
Sean Burke	35	1868	112	3	0	3.60	8	12	8	875	.872
Roland Melanson	1	20	2	0	0	6.00	0	0	0	7	.714

**RESULTS**

GM#	Date	Opponent	Score	GF-GA	Record	GM#	Date	Opponent	Score	GF-GA	Record
1	10/4	Detroit	3-3*	3-3	0-0-1	41	12/30	@ NY Rangers	2-2*	156-133	19-13-9
2	10/6	Philadelphia	3-1	6-4	1-0-1	42	1/1	@ Washington	3-4	159-137	19-14-9
3	10/7	@ Pittsburgh	4-7	10-11	1-1-1	43	1/3	@ Chicago	3-5	162-142	19-15-9
4	10/9	Minnesota	5-2	15-13	2-1-1	44	1/5	@ Pittsburgh	2-5	164-147	19-16-9
5	10/11	@ Philadelphia	4-7	19-20	2-2-1	45	1/8	St. Louis	3-5	167-152	19-17-9
6	10/13	Calgary	5-3	24-23	3-2-1	46	1/12	Edmonton	4-5*	171-157	19-18-9
7	10/17	Washington	3-2	27-25	4-2-1	47	1/14	Los Angeles	1-6	172-163	19-19-9
8	10/19	NY Rangers	3-2	30-27	5-2-1	48	1/16	Chicago	2-2*	174-165	19-19-10
9	10/20	@ Washington	0-4	30-31	5-3-1	49	1/22	@ Pittsburgh	3-5	177-170	19-20-10
10	10/23	@ NY Islanders	8-1	38-32	6-3-1	50	1/24	Quebec	6-1	183-171	20-20-10
11	10/25	Buffalo	5-1	43-33	7-3-1	51	1/26	Minnesota	1-3	184-174	20-21-10
12	10/27	Pittsburgh	7-5	50-38	8-3-1	52	1/28	@ Detroit	6-2	190-176	21-21-10
13	10/30	@ Calgary	3-6	53-44	8-4-1	53	1/30	@ Los Angeles	4-2	194-178	22-21-10
14	11/1	@ Vancouver	1-2	54-46	8-5-1	54	2/2	@ St. Louis	4-5	198-183	22-22-10
15	11/3	@ Edmonton	5-2	59-48	9-5-1	55	2/5	Calgary	2-1	200-184	23-22-10
16	11/7	NY Islanders	3-6	62-54	9-6-1	56	2/9	@ Quebec	1-3	201-187	23-23-10
17	11/9	NY Rangers	2-3	64-57	9-7-1	57	2/10	Vancouver	2-0	203-187	24-23-10
18	11/10	@ Montreal	1-3	65-60	9-8-1	58	2/13	@ NY Rangers	3-6	206-193	24-24-10
19	11/13	Montreal	6-3	71-63	10-8-1	59	2/14	Winnipeg	3-3*	209-196	24-24-11
20	11/15	Hartford	2-4	73-67	10-9-1	60	2/16	Philadelphia	3-2	212-198	25-24-11
21	11/17	Philadelphia	3-2	76-69	11-9-1	61	2/18	Edmonton	0-4	212-202	25-25-11
22	11/18	@ Philadelphia	4-1	80-70	12-9-1	62	2/22	Pittsburgh	5-2	217-204	26-25-11
23	11/20	@ Los Angeles	4-5	84-75	12-10-1	63	2/24	@ NY Rangers	2-5	219-209	26-26-11
24	11/24	@ Minnesota	5-3	89-78	13-10-1	64	2/25	Washington	5-1	224-210	27-26-11
25	11/28	Philadelphia	5-5*	94-83	13-10-2	65	2/27	@ Toronto	3-7	227-217	27-27-11
26	11/30	NY Islanders	5-5*	99-88	13-10-3	66	3/1	@ Detroit	6-1	233-218	28-27-11
27	12/1	@ St. Louis	4-1	103-89	14-10-3	67	3/3	Boston	1-3	234-221	28-28-11
28	12/3	@ Winnipeg	4-4*	107-93	14-10-4	68	3/5	@ NY Islanders	3-4	237-225	28-29-11
29	12/5	Vancouver	9-4	116-97	15-10-4	69	3/6	@ Buffalo	3-3*	240-228	28-29-12
30	12/7	@ Washington	2-5	118-102	15-11-4	70	3/10	@ Winnipeg	3-4	243-232	28-30-12
31	12/8	Washington	4-2	122-104	16-11-4	71	3/13	Toronto	3-2	246-234	29-30-12
32	12/11	@ NY Islanders	2-3	124-107	16-12-4	72	3/15	NY Rangers	5-2	251-236	30-30-12
33	12/13	@ Pittsburgh	5-9	129-116	16-13-4	73	3/16	@ Hartford	2-6	253-242	30-31-12
34	12/15	@ Boston	1-1*	130-117	16-13-5	74	3/19	Pittsburgh	5-4	258-246	31-31-12
35	12/18	Boston	8-3	138-120	17-13-5	75	3/21	@ Chicago	2-2*	260-248	31-31-13
36	12/20	@ Philadelphia	3-3*	141-123	17-13-6	76	3/23	@ Montreal	3-3*	263-251	31-31-14
37	12/22	@ Quebec	4-1	145-124	18-13-6	77	3/26	@ NY Rangers	3-3*	266-254	31-31-15
38	12/23	Toronto	4-2	149-126	19-13-6	78	3/27	Hartford	4-3*	270-257	32-31-15
39	12/27	NY Islanders	1-1*	150-127	19-13-7	79	3/30	@ Washington	0-4	270-261	32-32-15
40	12/29	Buffalo	4-4*	154-131	19-13-8	80	3/31	NY Islanders	2-3	272-264	32-33-15

\*Denotes overtime



(38-31-11, 87 pts., 4th Place, Patrick Division)

SCORING

Player	GP	G	A	PTS	PIM	+/-	PP	GW	Player	GP	G	A	PTS	PIM	+/-	PP	GW
Claude Lemieux	74	41	27	68	109	9	13	8	Ken Daneyko	80	1	7	8	170	7	0	0
Stephane Richer	74	29	35	64	25	1-	5	6	Troy Mallette	17	3	4	7	43	7	0	0
Kevin Todd	80	21	42	63	69	8	2	2	Jarrod Skalde	15	2	4	6	4	1-	0	0
Peter Stastny	66	24	38	62	42	6	10	3	Patrik Sundstrom	17	1	3	4	8	5-	1	0
Scott Stevens	68	17	42	59	124	24	7	2	Tommy Albelin	19	0	4	4	4	7	0	0
Claude Vilgrain	71	19	27	46	74	27	1	1	Jon Morris	7	1	2	3	6	6-	1	0
Bruce Driver	78	7	35	42	66	5	3	1	Walt Poddubny	7	1	2	3	6	1-	0	0
Alexei Kasatonov	76	12	28	40	70	14	3	1	Myles O'Connor	9	0	2	2	13	2-	0	0
Tom Chorske	76	19	17	36	32	8	0	2	Neil Brady	7	1	0	1	4	1	0	0
Randy McKay	80	17	16	33	246	6	2	1	Scott Niedermayer	4	0	1	1	2	1	0	0
Eric Weinrich	76	7	25	32	55	10	5	0	Bill Guerin	5	0	1	1	9	1	0	0
Valeri Zelepukin	44	13	18	31	28	11	3	3	Craig Billington	26	0	1	1	2	-	0	0
Doug Brown	71	11	17	28	27	17	1	1	Chris Terreri	54	0	1	1	13	-	0	0
Laurie Boschman	75	8	20	28	121	9	0	2	Jim Dowd	1	0	0	0	0	E	0	0
Vlacheslav Fetisov	70	3	23	26	108	11	0	1	Al Stewart	1	0	0	0	5	E	0	0
David Maley	37	7	11	18	58	E	1	0	Jeff Christian	2	0	0	0	2	E	0	0
Dave Barr	41	6	12	18	32	9	0	0	Chad Erickson	2	0	0	0	0	-	0	0
Zdeno Ciger	20	6	5	11	10	2-	1	0	Jason Miller	3	0	0	0	0	E	0	0
Alexander Semak	25	5	6	11	0	5	0	1	Martin Brodeur	4	0	0	0	0	-	0	0
Pat Conacher	44	7	3	10	16	E	0	1									

GOALTENDERS

	GP	MIN	GA	EN	SO	AVG	W	L	T	SA	SAV%
Craig Billington	26	1363	69	2	2	3.04	13	7	1	637	.892
Chris Terreri	54	3185	169	0	1	3.18	22	22	10	1511	.888
Martin Brodeur	4	179	10	0	0	3.35	2	1	0	85	.882
Chad Erickson	2	120	9	0	0	4.50	1	1	0	55	.836

RESULTS

GM#	Date	Opponent	Score	GF-GA	Record	GM#	Date	Opponent	Score	GF-GA	Record
1	10/5	St. Louis	7-2	7-2	1-0-0	41	1/9	St. Louis	4-3	156-120	21-14-6
2	10/6	@ Chicago	4-2	11-4	2-0-0	42	1/11	Toronto	3-4	159-124	21-15-6
3	10/8	Quebec	6-5	17-9	3-0-0	43	1/12	Los Angeles	5-2	164-126	22-15-6
4	10/12	Pittsburgh	4-1	21-10	4-0-0	44	1/15	Buffalo	8-8*	172-134	22-15-7
5	10/13	@ Philadelphia	2-4	23-14	4-1-0	45	1/24	@ Washington	5-2	177-136	23-15-7
6	10/16	@ NY Rangers	2-4	25-18	4-2-0	46	1/25	Detroit	0-7	177-143	23-16-7
7	10/18	@ Washington	5-6	30-24	4-3-0	47	1/29	@ Montreal	4-3	181-146	24-16-7
8	10/19	Washington	1-5	31-29	4-4-0	48	1/31	@ Detroit	6-3	187-149	25-16-7
9	10/22	Los Angeles	5-2	36-31	5-4-0	49	2/1	@ Toronto	4-6	191-155	25-17-7
10	10/24	@ Pittsburgh	4-2	40-33	6-4-0	50	2/4	Philadelphia	3-1	194-156	26-17-7
11	10/26	San Jose	9-0	49-33	7-4-0	51	2/6	@ St. Louis	1-4	195-160	26-18-7
12	10/29	@ Vancouver	3-4	52-37	7-5-0	52	2/8	@ Boston	6-4	201-164	27-18-7
13	10/30	@ Calgary	5-2	57-39	8-5-0	53	2/9	@ Quebec	2-1	203-165	28-18-7
14	11/1	@ Edmonton	3-1	60-40	9-5-0	54	2/13	Vancouver	5-3	208-168	29-18-7
15	11/4	@ Montreal	2-3*	62-43	9-6-0	55	2/15	Hartford	4-1	212-169	30-18-7
16	11/8	Montreal	3-2	65-45	10-6-0	56	2/16	NY Rangers	4-2	216-171	31-18-7
17	11/9	@ Boston	0-4	65-49	10-7-0	57	2/18	Philadelphia	4-3*	220-174	32-18-7
18	11/12	Philadelphia	5-2	70-51	11-7-0	58	2/20	@ Chicago	4-4*	224-178	32-18-8
19	11/14	NY Islanders	3-4	73-55	11-8-0	59	2/21	@ Winnipeg	4-6	228-184	32-19-8
20	11/16	Winnipeg	0-1	73-56	11-9-0	60	2/24	Minnesota	1-3	229-187	32-20-8
21	11/20	Washington	6-5*	79-61	12-9-0	61	2/25	@ Toronto	5-5*	234-192	32-20-9
22	11/22	Hartford	8-2	87-63	13-9-0	62	2/28	NY Islanders	2-3*	236-195	32-21-9
23	11/23	@ Philadelphia	5-5*	92-68	13-9-1	63	2/29	@ NY Islanders	3-1	239-196	33-21-9
24	11/27	@ Pittsburgh	4-8	96-76	13-10-1	64	3/2	NY Rangers	1-7	240-203	33-22-9
25	11/30	@ Los Angeles	4-1	100-77	14-10-1	65	3/4	@ NY Rangers	5-4	245-207	34-22-9
26	12/5	Calgary	6-3	106-80	15-10-1	66	3/6	@ Buffalo	4-5	249-212	34-23-9
27	12/7	Detroit	2-2*	108-82	15-10-2	67	3/7	@ Washington	2-3*	251-215	34-24-9
28	12/8	@ Philadelphia	2-2*	110-84	15-10-3	68	3/11	@ Edmonton	2-2*	253-217	34-24-10
29	12/10	@ Minnesota	3-4	113-88	15-11-3	69	3/12	@ Vancouver	1-2	254-219	34-25-10
30	12/13	Pittsburgh	3-4	116-92	15-12-3	70	3/14	@ San Jose	2-3	256-222	34-26-10
31	12/14	@ NY Islanders	3-3*	119-95	15-12-4	71	3/19	Edmonton	3-5	259-227	34-27-10
32	12/19	@ Hartford	4-1	123-96	16-12-4	72	3/21	NY Islanders	2-2*	261-229	34-27-11
33	12/21	Chicago	1-1*	124-97	16-12-5	73	3/22	@ NY Rangers	3-6	264-235	34-28-11
34	12/23	@ NY Rangers	0-3	124-100	16-13-5	74	3/24	San Jose	4-3	268-238	35-28-11
35	12/26	@ NY Islanders	5-5*	129-105	16-13-6	75	3/26	Boston	4-2	272-240	36-28-11
36	12/28	Buffalo	3-0	132-105	17-13-6	76	3/28	Quebec	5-2	277-242	37-28-11
37	12/29	Washington	3-4	135-109	17-14-6	77	3/29	@ Philadelphia	4-5	281-247	37-29-11
38	12/31	@ Pittsburgh	7-4	142-113	18-14-6	78	4/12	Washington	3-4*	284-251	37-30-11
39	1/2	Pittsburgh	4-0	146-113	19-14-6	79	4/13	Pittsburgh	5-1	289-252	38-30-11
40	1/4	NY Rangers	6-4	152-117	20-14-6	80	4/15	@ NY Islanders	0-7	289-259	38-31-11

\*Denotes overtime

(40-37-7, 87 pts., 4th Place, Patrick Division)

**SCORING**

Player	GP	G	A	PTS	PIM	+/-	PP	GW	Player	GP	G	A	PTS	PIM	+/-	PP	GW
Claude Lemieux	77	30	51	81	155	3	13	3	Janne Ojanen	31	4	9	13	14	2-	1	1
Alexander Semak	82	37	42	79	70	24	4	6	Ken Daneyko	84	2	11	13	236	4	0	0
Stephane Richer	78	38	35	73	44	1-	7	7	Zdeno Ciger	27	4	8	12	2	8-	2	1
Valeri Zelepukin	78	23	41	64	70	19	5	2	Kevin Todd	30	5	10	16	4	4-	0	2
Scott Stevens	81	12	45	57	120	14	8	1	Troy Mallette	34	4	3	7	56	3	0	0
Bruce Driver	83	14	40	54	66	10-	6	0	Tommy Albelin	36	1	5	6	14	E	1	1
John MacLean	80	24	24	48	102	6-	7	3	Doug Brown	15	0	5	5	2	3	0	0
Peter Stastny	62	17	23	40	22	5-	7	3	Ben Hankinson	4	2	1	3	9	2	0	0
Scott Niedermayer	80	11	29	40	47	8	5	0	Claude Vilgrain	4	0	2	2	0	3-	0	0
Bobby Holik	61	20	19	39	76	6-	7	4	Jarrod Skalde	11	0	2	2	4	3-	0	0
Bill Guerin	65	14	20	34	63	14	0	2	Brian Sullivan	2	0	1	1	0	1-	0	0
Viacheslav Fetisov	76	4	23	27	158	7	1	0	Craig Billington	42	0	1	1	8	-	0	0
Randy McKay	73	11	11	22	206	E	1	2	Jim Dowd	1	0	0	0	0	1-	0	0
Scott Pellerin	45	10	11	21	41	1-	1	0	David Emma	2	0	0	0	0	E	0	0
Bernie Nicholls	23	5	15	20	40	3	1	0	Jason Miller	2	0	0	0	0	1-	0	0
Tom Chorske	50	7	12	19	25	1-	0	1	Jon Morris	2	0	0	0	0	1-	0	0
Alexei Kasatonov	64	3	14	17	57	4	0	0	Myles O'Connor	7	0	0	0	9	4-	0	0
Dave Barr	62	6	8	14	61	1	0	1	Chris Terreri	48	0	0	0	6	-	0	0

**GOALTENDERS**

	GP	MIN	GA	EN	SO	AVG	W	L	T	SA	SAV%
Chris Terreri	48	2672	151	2	2	3.39	19	21	3	1324	.886
Craig Billington	42	2389	146	0	2	3.67	21	16	4	1178	.876

**RESULTS**

GM#	Date	Opponent	Score	GF-GA	Record	GM#	Date	Opponent	Score	GF-GA	Record
1	10/6	NY Islanders	4-3	4-3	1-0-0	43	1/14	Los Angeles	7-1	151-141	23-17-3
2	10/9	@ Philadelphia	4-6	8-9	1-1-0	44	1/16	NY Islanders	3-5	154-146	23-18-3
3	10/10	NY Rangers	4-2	12-11	2-1-0	45	1/20	@ Montreal	2-3	156-149	23-19-3
4	10/12	Washington	4-2	16-13	3-1-0	46	1/22	Montreal	6-2	162-151	24-19-3
5	10/14	@ NY Rangers	1-6	17-19	3-2-0	47	1/23	@ Boston	5-7	167-158	24-20-3
6	10/17	Philadelphia	2-0	19-19	4-2-0	48	1/26	@ NY Islanders	2-8	169-166	24-21-3
7	10/20	Hartford	4-5	23-24	4-3-0	49	1/28	@ Minnesota	2-4	171-170	24-22-3
8	10/22	@ Chicago	6-5*	29-29	5-3-0	50	1/30	@ St. Louis	2-2*	173-172	24-22-4
9	10/24	Pittsburgh	3-4	32-33	5-4-0	51	2/3	Calgary	4-5	177-177	24-23-4
10	10/28	@ Hartford	4-3*	36-36	6-4-0	52	2/8	NY Rangers	5-4	182-181	25-23-4
11	10/30	NY Islanders	1-4	37-40	6-5-0	53	2/9	@ Detroit	5-8	187-189	25-24-4
12	10/31	@ NY Islanders	5-3	42-43	7-5-0	54	2/13	Philadelphia	6-4	193-193	26-24-4
13	11/5	@ Los Angeles	2-5	44-48	7-6-0	55	2/14	@ Philadelphia	5-2	198-195	27-24-4
14	11/7	@ San Jose	6-1	50-49	8-6-0	56	2/17	St. Louis	4-3	202-198	28-24-4
15	11/11	Montreal	3-8	53-57	8-7-0	57	2/19	Buffalo	3-3*	205-201	28-24-5
16	11/13	Washington	3-0	56-57	9-7-0	58	2/21	Quebec	3-6	208-207	28-25-5
17	11/14	@ Washington	4-3*	60-60	10-7-0	59	2/23	@ Pittsburgh	3-1	211-208	29-25-5
18	11/18	Buffalo#	3-2	63-62	11-7-0	60	2/25	@ Philadelphia	2-6	213-214	29-26-5
19	11/20	Pittsburgh	1-4	64-66	11-8-0	61	2/27	Ottawa	5-2	218-216	30-26-5
20	11/21	@ Pittsburgh	0-2	64-68	11-9-0	62	2/28	Detroit	6-3	224-219	31-26-5
21	11/25	@ Ottawa	1-3	65-71	11-10-0	63	3/3	@ Hartford	7-4	231-223	32-26-5
22	11/28	@ Quebec	6-3	71-74	12-10-0	64	3/5	Chicago	1-1*	232-224	32-26-6
23	12/1	Toronto	8-3	79-77	13-10-0	65	3/7	Philadelphia	7-3	239-227	33-26-6
24	12/3	@ Ottawa	3-3*	82-80	13-10-1	66	3/9	@ Vancouver	2-7	241-234	33-27-6
25	12/5	Boston	2-4	84-84	13-11-1	67	3/12	@ Edmonton	4-6	245-240	33-28-6
26	12/6	@ Buffalo	7-3	91-87	14-11-1	68	3/13	@ Calgary	3-4	248-244	33-29-6
27	12/9	Washington	2-6	93-93	14-12-1	69	3/16	@ Boston#	1-3	249-247	33-30-6
28	12/11	Pittsburgh	2-1	95-94	15-12-1	70	3/18	Edmonton	5-1	254-248	34-30-6
29	12/12	@ Pittsburgh	5-6	100-100	15-13-1	71	3/20	Quebec	1-5	255-253	34-31-6
30	12/15	@ Winnipeg	3-4	103-104	15-14-1	72	3/21	@ Philadelphia	3-2	258-255	35-31-6
31	12/18	@ Tampa Bay	2-0	105-104	16-14-1	73	3/23	Tampa Bay	9-3	267-258	36-31-6
32	12/21	NY Rangers	0-3	105-107	16-15-1	74	3/25	@ Pittsburgh	3-4	270-262	36-32-6
33	12/23	@ NY Rangers	5-4*	110-111	17-15-1	75	3/27	@ Washington	5-2	275-264	37-32-6
34	12/27	Hartford	6-2	116-113	18-15-1	76	3/29	San Jose	5-0	280-284	38-32-6
35	12/29	@ Quebec	1-4	117-117	18-16-1	77	3/31	@ Buffalo	2-5	282-269	38-33-6
36	1/1	@ Washington	2-9	119-126	18-17-1	78	4/3	Ontario	0-1	282-270	38-34-6
37	1/2	Winnipeg	2-2*	121-128	18-17-2	79	4/4	Pittsburgh	2-5	284-275	38-35-6
38	1/4	@ NY Rangers	3-3*	124-131	18-17-3	80	4/7	NY Rangers	5-2	289-277	39-35-6
39	1/6	Minnesota	5-1	129-132	19-17-3	81	4/10	@ Washington	5-3	294-280	40-35-6
40	1/8	Ottawa	6-4	135-136	20-17-3	82	4/11	NY Islanders	4-5	298-285	40-36-6
41	1/9	@ Boston	6-2	141-138	21-17-3	83	4/14	Pittsburgh	6-6*	304-291	40-36-7
42	1/12	Vancouver	3-2	144-140	22-17-3	84	4/16	@ NY Islanders	4-8	308-299	40-37-7

\* Denotes overtime

#Denotes Neutral Site Games:  
11/18 @ Hamilton, Ont.; 3/16 @ Providence, R.I.

(47-25-12, 106 pts., 2nd Place, Atlantic Division)

SCORING

Table with 14 columns: Player, GP, G, A, PTS, PIM, +/-, PP, GW. Lists player statistics for both teams.

GOALTENDERS

Table with 11 columns: Player, GP, MIN, GA, EN, SO, AVG, W, L, T, SA, SAV%. Lists goaltender statistics.

RESULTS

Table with 11 columns: GM#, Date, Opponent, Score, GF-GA, Record. Lists game results for the season.

\*Denotes overtime

# Denotes Neutral Site Games: 10/31 @ Halifax, N.S.; 3/27 @ Minneapolis, MN.

(22-18-8, 52 pts., 2nd Place, Atlantic Division)

## SCORING

Player	GP	G	A	PTS	PIM	+/-	PP	GW	Player	GP	G	A	PTS	PIM	+/-	PP	GW
Stephane Richer	45	23	16	39	10	8	1	5	Shawn Chambers	21	2	5	7	6	2	1	0
John MacLean	46	17	12	29	32	13	2	0	Corey Millen	17	2	3	5	8	2	0	0
Neal Broten	30	8	20	28	20	9	2	3	Jim Dowd	10	1	4	5	0	5	-1	0
Bill Guerin	48	12	13	25	72	6	4	3	Valeri Zelepukin	4	1	2	3	6	3	0	0
Scott Stevens	48	2	20	22	56	4	1	1	Danton Cole	12	1	2	3	8	E	0	0
Bobby Holik	48	10	10	20	18	9	0	2	Ken Daneyko	25	1	2	3	54	4	0	0
Claude Lemieux	45	6	13	19	86	2	1	1	Chris McAlpine	24	0	3	3	17	4	0	0
Scott Niedermayer	48	4	15	19	18	19	4	0	Martin Brodeur	40	0	2	2	2	-	0	0
Tom Chorske	42	10	8	18	16	4	-	0	Viacheslav Fetisov	4	0	1	1	0	2	-	0
Brian Rolston	40	7	11	18	17	5	2	3	David Emma	6	0	1	1	0	2	-	0
Bob Carpenter	41	5	11	16	19	1	-	0	Kevin Dean	17	0	1	1	4	6	0	0
Bruce Driver	41	4	12	16	18	1	-	1	Jason Smith	2	0	0	0	0	3	-	0
Tommy Albelin	48	5	10	15	20	9	2	0	Ben Hankinson	8	0	0	0	7	6	-	0
Sergei Brylin	26	6	8	14	8	12	0	0	Reid Simpson	9	0	0	0	27	1	-	0
Randy McKay	33	5	7	12	44	10	0	0	Jaroslav Modry	11	0	0	0	0	1	-	0
Mike Peluso	46	2	9	11	167	5	0	1	Chris Terreri	15	0	0	0	0	-	0	0
Alexander Semak	19	2	6	8	13	4	-	0									

## GOALTENDERS

	GP	MIN	GA	EN	SO	AVG	W	L	T	SA	SAV%
Martin Brodeur	40	2184	89	1	3	2.45	19	11	6	908	.902
Chris Terreri	15	734	31	0	0	2.53	3	7	2	309	.900

## RESULTS

GM#	Date	Opponent	Score	GF-GA	Record	GM#	Date	Opponent	Score	GF-GA	Record
1	1/22	@Hartford	2-2*	2-2	0-0-1	25	3/14	Ottawa	4-2	69-68	10-11-4
2	1/25	@Buffalo	1-2	3-4	0-1-1	26	3/16	Hartford	2-2*	71-70	10-11-5
3	1/26	@Boston	0-1*	3-5	0-2-1	27	3/18	Tampa Bay	1-2	72-72	10-12-5
4	1/28	@Montreal	1-5	4-10	0-3-1	28	3/19	Boston	4-3*	76-75	11-12-5
5	1/31	Buffalo	2-1	6-11	1-3-1	29	3/22	@ NY Rangers	5-2	81-77	12-12-5
6	2/2	Quebec	5-4	11-15	2-3-1	30	3/24	@ Pittsburgh	2-5	83-82	12-13-5
7	2/4	@Quebec	0-2	11-17	2-4-1	31	3/26	@ NY Islanders	5-5*	88-87	12-13-6
8	2/5	Pittsburgh	3-3*	14-20	2-4-2	32	3/29	@ Ottawa	4-2	92-89	13-13-6
9	2/9	NY Rangers	4-1	18-21	3-4-2	33	3/30	@ Philadelphia	4-3	96-92	14-13-6
10	2/11	Philadelphia	1-3	19-24	3-5-2	34	4/1	Montreal	4-1	100-93	15-13-6
11	2/12	@Florida	4-2	23-26	4-5-2	35	4/4	Tampa Bay	1-1*	101-94	15-13-7
12	2/15	Washington	4-2	27-28	5-5-2	36	4/5	@ Ottawa	2-0	103-94	16-13-7
13	2/17	NY Islanders	2-2*	29-30	5-5-3	37	4/9	NY Rangers	2-0	105-94	17-13-7
14	2/18	@ NY Islanders	2-3	31-33	5-6-3	38	4/10	@ Montreal	1-2	106-96	17-14-7
15	2/20	@ Washington	2-0	33-33	6-6-3	39	4/12	@ Washington	2-1	108-97	18-14-7
16	2/23	Boston	2-3	35-36	6-7-3	40	4/14	NY Islanders	6-3	114-100	19-14-7
17	2/25	Washington	3-3*	38-39	6-7-4	41	4/16	Hartford	3-2	117-102	20-14-7
18	2/27	Montreal	6-1	44-40	7-7-4	42	4/18	@ Tampa Bay	2-3	119-105	20-15-7
19	3/2	@ Boston	2-7	46-47	7-8-4	43	4/20	@ Florida	0-1	119-106	20-16-7
20	3/4	Florida	6-1	52-48	8-8-4	44	4/22	Philadelphia	3-4*	122-110	20-17-7
21	3/6	@ Quebec	3-6	55-54	8-9-4	45	4/26	Pittsburgh	3-3*	125-113	20-17-8
22	3/8	@ NY Rangers	4-6	59-60	8-10-4	46	4/28	Florida	3-1	128-114	21-17-8
23	3/10	@ Tampa Bay	3-2	62-62	9-10-4	47	4/30	Quebec	4-2	132-116	22-17-8
24	3/12	@ Philadelphia	3-4	65-66	9-11-4	48	5/3	@ Buffalo	4-5	136-121	22-18-8

\*Denotes overtime

## 1994-95 STANLEY CUP CHAMPIONSHIP NOTES

- The Devils' .542 regular-season winning percentage was the lowest for a Stanley Cup Champion since Toronto went 32-27-11 (.536) in 1966-67.
- The club started all of its playoff series on the road; no other champion had accomplished that feat since the 16-team playoff format was introduced in 1979-80. The 1966-67 Maple Leafs were the last team to start all of their playoff series on the road. In 1966-67, just four clubs qualified for the playoffs, and there were just two rounds.
- New Jersey went 10-1 on the road in the playoffs. The 10 wins are an NHL record (since tied).
- The Devils became the sixth NHL club to win a championship in their first Stanley Cup Finals appearance, and the first ever to sweep.

## SCORING

Player	GP	G	A	PTS	PIM	+/-	PP	GW	Player	GP	G	A	PTS	PIM	+/-	PP	GW
Steve Thomas	81	26	35	61	98	2-	6	6	Bob Carpenter	52	5	5	10	14	10-	0	0
Bill Guerin	80	23	30	53	116	7	8	6	Steve Sullivan	16	5	4	9	8	3	2	1
John MacLean	76	20	28	48	91	3	3	3	Sergei Brylin	50	4	5	9	26	2-	0	1
Petr Sykora	63	18	24	42	32	7	8	3	Ken Daneyko	80	2	4	6	115	10-	0	0
Scott Niedermayer	79	8	25	33	46	5	6	0	Reid Simpson	23	1	5	6	79	2	0	0
Stephane Richer	73	20	12	32	30	8-	3	3	Kevin Dean	41	0	6	6	28	4	0	0
Bobby Holik	63	13	17	30	58	9	1	1	Denis Pederson	10	3	1	4	0	1-	1	2
Scott Stevens	82	5	23	28	100	7	2	1	Scott Pellerin	6	2	1	3	0	1	0	0
Brian Rolston	58	13	11	24	8	9	3	4	Ricard Persson	12	2	1	3	8	5	1	0
Neal Broten	55	7	16	23	14	3-	1	1	Jason Smith	64	2	1	3	96	5	0	0
Shawn Chambers	64	2	21	23	18	1	2	1	Esa Tikkanen	9	0	2	2	4	6-	0	0
Randy McKay	76	11	10	21	145	7	3	3	Jocelyn Lemieux	18	0	1	1	4	7-	0	0
Phil Housley	22	1	15	16	8	4-	0	0	Martin Brodeur	77	0	1	1	6	-	0	0
Valeri Zelepukin	61	6	9	15	107	10-	3	1	Patrik Elias	1	0	0	0	0	1-	0	0
Dave Andreychuk	15	8	5	13	10	2	2	0	Chris Terreri	4	0	0	0	0	-	0	0
Jim Dowd	28	4	9	13	17	1-	0	0	Cale Hulse	8	0	0	0	15	2-	0	0
Tommy Albelin	53	1	12	13	14	E	0	0	Corey Schwab	10	0	0	0	31	-	0	0
Mike Peluso	57	3	8	11	146	4	0	0									

## GOALTENDERS

	GP	MIN	GA	EN	SO	AVG	W	L	T	SA	SAV%
Corey Schwab	10	331	12	0	0	2.18	0	3	0	119	.899
Martin Brodeur	77	4433	173	8	6	2.34	34	30	12	1954	.911
Chris Terreri	4	210	9	0	0	2.57	3	0	0	92	.902

## RESULTS

GM#	Date	Opponent	Score	GF-GA	Record	GM#	Date	Opponent	Score	GF-GA	Record
1	10/7	Florida	4-0	4-0	1-0-0	42	1/11	San Jose	1-2	105-106	18-20-4
2	10/12	Winnipeg	4-1	8-1	2-0-0	43	1/13	@ Boston	2-3	107-109	18-21-4
3	10/14	@ Montreal	4-1	12-2	3-0-0	44	1/14	Dallas	7-2	114-111	19-21-4
4	10/15	@ Buffalo	4-3	16-5	4-0-0	45	1/16	Boston	2-4	116-115	19-22-4
5	10/17	Edmonton	1-3	17-8	4-1-0	46	1/23	Los Angeles	3-1	119-116	20-22-4
6	10/19	Detroit	4-2	21-10	5-1-0	47	1/25	Washington	3-1	122-117	21-22-4
7	10/21	Ottawa	4-1	25-11	6-1-0	48	1/27	@ Hartford	4-4*	126-121	21-22-5
8	10/25	Vancouver	2-4	27-15	6-2-0	49	1/30	@ Vancouver	3-2*	129-123	22-22-5
9	10/28	Pittsburgh	3-5	30-20	6-3-0	50	2/1	@ Calgary	1-1*	130-124	22-22-6
10	10/31	@ Edmonton	1-2	31-22	6-4-0	51	2/3	@ Ottawa	3-2*	133-126	23-22-6
11	11/2	@ San Jose	3-3*	34-25	6-4-1	52	2/7	Pittsburgh	1-1*	134-127	23-22-7
12	11/4	@ Los Angeles	4-2	38-27	7-4-1	53	2/10	NY Rangers	3-0	137-127	24-22-7
13	11/5	@ Anaheim	1-6	39-33	7-5-1	54	2/11	Anaheim	2-4	139-131	24-23-7
14	11/8	Calgary	1-2	40-35	7-6-1	55	2/16	@ Buffalo	2-2*	141-133	24-23-8
15	11/11	Philadelphia	4-2	44-37	8-6-1	56	2/18	Washington	3-0	144-133	25-23-8
16	11/12	@ Philadelphia	3-2	47-39	9-6-1	57	2/19	@ Philadelphia	1-4	145-137	25-24-8
17	11/14	Hartford	1-0	48-39	10-6-1	58	2/21	Florida	1-4	146-141	25-25-8
18	11/16	@ Boston	2-2*	50-41	10-6-2	59	2/23	Montreal	6-5	152-146	26-25-8
19	11/18	Buffalo	4-5	54-46	10-7-2	60	2/24	@ Washington	2-1	154-147	27-25-8
20	11/21	@ Florida	3-4	57-50	10-8-2	61	3/1	NY Islanders	6-2	160-149	28-25-8
21	11/22	@ Tampa Bay	1-3	58-53	10-9-2	62	3/2	@ Ottawa	4-1	164-150	29-25-8
22	11/25	@ Dallas	0-2	58-55	10-10-2	63	3/4	@ NY Rangers	2-2*	166-152	29-25-9
23	11/27	@ NY Rangers	1-1*	59-56	10-10-3	64	3/6	@ Toronto	2-2*	168-154	29-25-10
24	11/29	Colorado	4-3*	63-59	11-10-3	65	3/9	@ Pittsburgh	4-3*	172-157	30-25-10
25	12/1	Tampa Bay	5-1	68-60	12-10-3	66	3/10	@ Philadelphia	3-2*	175-159	31-25-10
26	12/2	@ NY Islanders	1-4	69-64	12-11-3	67	3/13	Montreal	1-1*	176-160	31-25-11
27	12/6	@ Montreal	2-4	71-68	12-12-3	68	3/15	Tampa Bay	5-0	181-160	32-25-11
28	12/7	Toronto	1-2	72-70	12-13-3	69	3/17	@ Florida	0-3	181-163	32-26-11
29	12/9	NY Islanders	4-2	76-72	13-13-3	70	3/20	Boston	1-2	182-165	32-27-11
30	12/11	Florida	1-2	77-74	13-14-3	71	3/22	Chicago	2-4	184-169	32-28-11
31	12/15	@ Detroit	1-3	78-77	13-15-3	72	3/23	@ NY Islanders	3-2*	187-171	33-28-11
32	12/16	Buffalo	2-3	80-80	13-16-3	73	3/26	@ Tampa Bay	6-4	193-175	34-28-11
33	12/19	Philadelphia	5-4*	85-84	14-16-3	74	3/28	@ St. Louis	4-4*	197-179	34-28-12
34	12/21	@ Tampa Bay	2-2*	87-86	14-16-4	75	3/30	@ Pittsburgh	1-2	198-181	34-29-12
35	12/23	@ Florida	1-2	88-88	14-17-4	76	4/2	@ NY Rangers	1-3	199-184	34-30-12
36	12/27	NY Islanders	5-3	93-91	15-17-4	77	4/4	Hartford	0-1	199-185	34-31-12
37	12/29	@ Winnipeg	3-5	96-96	15-18-4	78	4/6	@ Hartford	6-3	205-188	35-31-12
38	12/31	@ Chicago	0-5	96-101	15-19-4	79	4/7	NY Rangers	4-2	209-190	36-31-12
39	1/3	@ Colorado	1-0	97-101	16-19-4	80	4/10	Philadelphia	1-5	210-195	36-32-12
40	1/6	Washington	3-1	100-102	17-19-4	81	4/11	@ Washington	3-2	213-197	37-32-12
41	1/9	St. Louis	4-2	104-104	18-19-4	82	4/13	Ottawa	2-5	215-202	37-33-12

\*Denotes overtime

(45-23-14, 104 pts., 1st Place, Atlantic Division)

**SCORING**

Player	GP	G	A	PTS	PIM	+/-	PP	GW	Player	GP	G	A	PTS	PIM	+/-	PP	GW
Bobby Holik	82	23	39	62	54	24	5	6	Dave Ellet	20	2	5	7	6	2	1	1
Dave Andreychuk	82	27	34	61	48	38	4	2	Kevin Dean	28	2	4	6	6	2	0	0
John MacLean	80	29	54	49	11	5	6	6	Patrik Elias	17	2	3	5	2	4	0	0
Bill Guerin	82	29	18	47	95	2	-	7	Sergei Brylin	29	2	2	4	20	13	-	0
Brian Rolston	81	18	27	45	20	6	2	3	Reid Simpson	27	0	4	4	60	E	0	0
Valeri Zelepukin	71	14	24	38	36	10	-	3	Martin Brodeur	67	0	4	4	8	-	0	0
Scott Niedermayer	81	5	30	35	64	4	-	3	Petr Sykora	19	1	2	3	4	8	-	0
Steve Thomas	57	15	19	34	46	9	1	2	Jason Smith	57	1	2	3	38	8	-	0
Denis Pederson	70	12	20	32	62	7	3	3	Peter Zedel	18	0	3	3	4	4	0	0
Randy McKay	77	9	18	27	109	15	0	2	Mike Peluso	20	0	2	2	68	E	0	0
Scott Stevens	79	5	19	24	70	26	0	1	Pascal Rheaume	2	1	0	1	0	1	0	0
Steve Sullivan	33	3	14	22	14	9	2	2	Neal Broten	3	0	1	1	0	1	-	0
Doug Gilmour	20	7	15	22	22	7	2	0	Krzysztof Oliwa	1	0	0	0	5	1	-	0
Shawn Chambers	73	4	17	21	19	17	1	0	Ricard Persson	1	0	0	0	0	0	E	0
Bob Carpenter	62	4	15	19	14	6	0	0	Vadim Sharifijanov	2	0	0	0	0	0	E	0
Lyle Odelein	79	3	13	16	110	16	1	2	Jeff Reese	3	0	0	0	0	-	0	0
Jay Pandolfo	46	6	8	14	6	1	-	0	Mike Dunham	26	0	0	0	2	-	0	0
Ken Daneyko	77	2	7	9	70	24	0	0									

**GOALTENDERS**

	GP	MIN	GA	EN	SO	AVG	W	L	T	SA	SAV%
Martin Brodeur	67	3838	120	5	10	1.88	37	14	13	1633	.927
Mike Dunham	26	1013	43	1	2	2.55	8	7	1	456	.906
Jeff Reese	3	139	13	0	0	5.61	0	2	0	65	.800

**RESULTS**

GM#	Date	Opponent	Score	GF-GA	Record	GM#	Date	Opponent	Score	GF-GA	Record
1	10/5	Detroit	3-1	3-1	1-0-0	42	1/12	@ NY Rangers	0-3	109-108	21-16-5
2	10/7	@ Philadelphia	1-3	4-4	1-1-0	43	1/14	Boston	4-2	113-110	22-16-5
3	10/12	Dallas	2-4	6-8	1-2-0	44	1/21	@ Los Angeles	4-1	117-111	23-16-5
4	10/15	Montreal	3-2	9-10	2-2-0	45	1/22	@ Anaheim	1-3	118-114	23-17-5
5	10/18	Ottawa	2-2*	11-12	2-2-1	46	1/24	@ San Jose	3-1	121-115	24-17-5
6	10/19	@ Hartford	2-6	13-18	2-3-1	47	1/29	Ottawa	1-1*	122-116	24-17-6
7	10/24	@ San Jose	3-1	16-19	3-3-1	48	1/31	Toronto	3-3*	125-119	24-17-7
8	10/26	@ Tampa Bay	4-1	20-20	4-3-1	49	2/1	@ Montreal	4-4*	129-123	24-17-8
9	10/29	@ Boston	2-5	22-25	4-4-1	50	2/5	NY Islanders	4-1	133-124	25-17-8
10	10/30	NY Rangers	1-6	23-31	4-5-1	51	2/7	Florida	2-2*	135-126	25-17-9
11	11/2	Tampa Bay	2-1	25-32	5-5-1	52	2/8	Philadelphia	4-2	139-128	26-17-9
12	11/6	@ Detroit	2-0	27-32	6-5-1	53	2/12	@ Hartford	3-2	142-130	27-17-9
13	11/7	@ Chicago	4-2	31-34	7-5-1	54	2/13	Hartford	4-0	146-130	28-17-9
14	11/9	NY Islanders	4-0	35-34	8-5-1	55	2/15	@ Montreal	4-1	150-131	29-17-9
15	11/12	Washington	3-2*	38-36	9-5-1	56	2/17	@ NY Rangers	2-2*	152-133	29-17-10
16	11/14	Vancouver	0-3	38-39	9-6-1	57	2/19	NY Rangers	1-1*	153-134	29-17-11
17	11/16	Tampa Bay	6-3	44-42	10-6-1	58	2/20	@ Florida	2-2*	155-136	29-17-12
18	11/19	@ Ottawa	2-1	46-43	11-6-1	59	2/22	@ Tampa Bay	1-3	156-139	29-18-12
19	11/22	Washington	1-5	47-48	11-7-1	60	2/26	@ NY Islanders	5-3	161-142	30-18-12
20	11/23	@ Washington	3-4	50-52	11-8-1	61	2/27	Buffalo	4-1	165-143	31-18-12
21	11/27	@ Dallas	3-2	53-54	12-8-1	62	3/1	Pittsburgh	6-3	171-146	32-18-12
22	11/28	@ Phoenix	3-4*	56-58	12-9-1	63	3/4	@ Pittsburgh	3-1	174-147	33-18-12
23	11/30	@ Colorado	1-2	57-60	12-10-1	64	3/5	@ Philadelphia	3-1	177-148	34-18-12
24	12/3	Florida	2-0	59-60	13-10-1	65	3/8	@ NY Islanders	1-5	178-153	34-19-12
25	12/5	Calgary	2-1	61-61	14-10-1	66	3/9	@ Buffalo	4-1	182-154	35-19-12
26	12/7	Phoenix	3-4*	64-65	14-11-1	67	3/11	Edmonton	6-1	188-155	36-19-12
27	12/10	@ Toronto	5-2	69-67	15-11-1	68	3/13	Hartford	6-0	194-155	37-19-12
28	12/12	@ Boston	7-4	76-71	16-11-1	69	3/15	Washington	3-2	197-157	38-19-12
29	12/14	Montreal	3-3*	79-74	16-11-2	70	3/17	Florida	1-4	198-161	38-20-12
30	12/16	@ Calgary	5-0	84-74	17-11-2	71	3/19	@ Washington	2-2*	200-163	38-20-13
31	12/18	@ Vancouver	2-1	86-75	18-11-2	72	3/22	@ Pittsburgh	3-2	203-165	39-20-13
32	12/20	@ Edmonton	3-2	89-77	19-11-2	73	3/25	Philadelphia	3-4	206-169	39-21-13
33	12/23	Buffalo	0-0*	89-77	19-11-3	74	3/27	NY Rangers	4-0	210-169	40-21-13
34	12/26	@ NY Islanders	1-4	90-81	19-12-3	75	3/30	Los Angeles	5-2	215-171	41-21-13
35	12/28	Anaheim	5-3	95-84	20-12-3	76	4/1	@ Washington	1-0	216-171	42-21-13
36	12/31	@ Buffalo	5-6	100-90	20-13-3	77	4/4	Tampa Bay	3-0	219-171	43-21-13
37	1/2	Pittsburgh	1-6	101-96	20-14-3	78	4/6	@ St. Louis	2-0	221-171	44-21-13
38	1/3	@ Ottawa	1-0	102-96	21-14-3	79	4/8	@ Tampa Bay	2-2*	223-173	44-21-14
39	1/5	St. Louis	3-5	105-101	21-15-3	80	4/9	@ Florida	2-4	225-177	44-22-14
40	1/8	Colorado	1-1*	106-102	21-15-4	81	4/11	Boston	2-0	227-177	45-22-14
41	1/10	Chicago	3-3*	109-105	21-15-5	82	4/13	@ Philadelphia	4-5	231-182	45-23-14

\*Denotes overtime

(48-23-11, 107 pts., 1st Place, Atlantic Division)

SCORING

Table with 2 columns of player statistics. Each column lists Player, GP, G, A, PTS, PIM, +/-, PP, and GW. The first column lists players like Bobby Holik, Scott Niedermayer, Doug Gilmour, etc. The second column lists players like Valeri Zelepukin, Brendan Morrison, Kevin Dean, etc.

GOALTENDERS

Table with 11 columns: Player, GP, MIN, GA, EN, SO, AVG, W, L, T, SA, SAV%. Lists Martin Brodeur, Rich Shulmistra, Mike Dunham, and Peter Sidorkiewicz.

RESULTS

Table with 11 columns: GM#, Date, Opponent, Score, GF-GA, Record, GM#, Date, Opponent, Score, GF-GA, Record. Lists game results from 1/3 to 1/5.

\*Denotes overtime

1997-98 NEW JERSEY DEVILS

(47-24-11, 105 pts., 1st Place, Atlantic Division)

SCORING

Player	GP	G	A	PTS	PIM	+/-	PP	GW	Player	GP	G	A	PTS	PIM	+/-	PP	GW
Petr Sykora	80	29	43	72	22	16	15	7	Krzysztof Oliwa	64	5	7	12	240	4	0	1
Bobby Holik	78	27	37	64	119	16	5	8	Kevin Dean	62	1	10	11	22	4	1	0
Brian Rolston	82	24	33	57	14	11	5	3	Ken Daneyko	82	2	9	11	63	27	0	0
Jason Arnott	74	27	27	54	79	10	8	3	Bob Carpenter	56	2	8	10	36	3-	0	0
Patrik Elias	74	17	33	50	34	19	3	2	Brad Bombardir	56	1	7	8	16	4-	0	0
Scott Niedermayer	72	11	35	46	26	16	1	3	Sheldon Souray	70	1	7	8	110	5	0	0
Brendan Morrison	76	13	33	46	18	4-	5	2	Sergei Nemchinov	10	4	0	4	6	4	1	1
Randy McKay	70	17	20	37	143	10	3	5	Martin Brodeur	70	0	4	4	4	-	0	0
Lyle Odelein	70	5	26	31	114	6	1	0	Sasha Lakovic	16	0	3	3	59	E	0	0
Dave Andreychuk	52	15	13	28	20	1	4	3	John Madden	4	0	1	1	0	2-	0	0
Vadim Sharifjanov	53	11	16	27	28	11	1	2	Ken Sutton	5	1	0	1	0	1	0	0
Jay Pandolfo	70	14	13	27	10	3	1	4	Chris Terreri	12	0	1	1	0	0	E	0
Scott Stevens	75	5	22	27	64	29	0	1	Scott Daniels	1	0	0	0	0	0	E	0
Denis Pederson	76	11	12	23	66	10-	3	1	Bryan Muir	1	0	0	0	0	E	0	0
Sergei Brylin	47	5	10	15	28	8	3	1									

GOALTENDERS

	GP	MIN	GA	EN	SO	AVG	W	L	T	SA	SAV%
Martin Brodeur	70	4239	162	4	4	2.29	39	21	10	1728	.906
Chris Terreri	12	30	726	1	0	2.48	8	3	1	294	.898

RESULTS

GM#	Date	Opponent	Score	GF-GA	Record	GM#	Date	Opponent	Score	GF-GA	Record
1	10/10	@ Chicago	1-2	1-2	0-1-0	42	1/18	@ San Jose	1-3	122-111	23-14-5
2	10/14	Pittsburgh	1-3	2-5	0-2-0	43	1/20	@ Anaheim	4-3	126-114	24-14-5
3	10/16	@ NY Rangers	2-1	4-6	1-2-0	44	1/21	@ Los Angeles	3-2	129-116	25-14-5
4	10/17	Edmonton	2-4	6-10	1-3-0	45	1/26	Ottawa	4-1	133-117	26-14-5
5	10/22	@ Philadelphia	3-2	9-12	2-3-0	46	1/28	@ Boston	2-0	135-117	27-14-5
6	10/24	Boston	3-1	12-13	3-3-0	47	1/30	Nashville	2-3*	137-120	27-15-5
7	10/28	Los Angeles	0-4	12-17	3-4-0	48	2/1	Detroit	2-2*	139-122	27-15-6
8	10/29	@ NY Islanders	2-1	14-18	4-4-0	49	2/3	@ Carolina	4-1	143-123	28-15-6
9	10/31	Florida	3-1	17-19	5-4-0	50	2/4	@ St Louis	2-0	145-123	29-15-6
10	11/3	NY Rangers	3-1	20-20	6-4-0	51	2/6	Toronto	2-3	147-126	29-16-6
11	11/7	@ Florida	4-3	24-23	7-4-0	52	2/9	Vancouver	3-4	150-130	29-17-6
12	11/8	@ Tampa Bay	1-3	25-26	7-5-0	53	2/12	Washington	2-3	152-133	29-18-6
13	11/11	Montreal	3-0	28-26	8-5-0	54	2/13	Carolina	6-4	158-137	30-18-6
14	11/13	Pittsburgh	4-3	32-29	9-5-0	55	2/15	Toronto	3-3*	161-140	30-18-7
15	11/14	@ Philadelphia	1-6	33-35	9-6-0	56	2/17	Tampa Bay	1-1	168-141	31-18-7
16	11/19	Carolina	3-2*	36-37	10-6-0	57	2/19	@ Detroit	1-3	169-144	31-19-7
17	11/21	Florida	3-3*	39-40	10-6-1	58	2/20	NY Islanders	2-3	171-147	31-20-7
18	11/22	@ Carolina	5-2	44-42	11-6-1	59	2/22	@ Tampa Bay	3-2	174-149	32-20-7
19	11/25	@ Dallas	5-2	49-44	12-6-1	60	2/25	@ Boston	3-3*	177-152	32-20-8
20	11/26	@ Phoenix	2-3	51-47	12-7-1	61	2/28	Phoenix	4-1	181-153	33-20-8
21	11/28	@ Colorado	3-2	54-49	13-7-1	62	3/3	@ Toronto	5-2	186-155	34-20-8
22	12/1	@ Washington	4-0	58-49	14-7-1	63	3/5	Boston	1-4	187-159	34-21-8
23	12/4	Montreal	1-1*	59-50	14-7-2	64	3/7	@ NY Islanders	4-2	191-161	35-21-8
24	12/5	@ NY Islanders	7-5	66-55	15-7-2	65	3/9	@ Pittsburgh	3-2	194-163	36-21-8
25	12/8	Philadelphia	5-5*	71-60	15-7-3	66	3/15	@ Vancouver	2-1	196-164	37-21-8
26	12/10	@ Philadelphia	5-4*	76-64	16-7-3	67	3/17	@ Edmonton	4-1	200-165	38-21-8
27	12/12	Colorado	5-3	81-67	17-7-3	68	3/20	@ Toronto	1-3	201-168	38-22-8
28	12/16	NY Rangers	6-3	87-70	18-7-3	69	3/23	Buffalo	1-1*	202-169	38-22-9
29	12/18	Calgary	2-5	89-75	18-8-3	70	3/25	Pittsburgh	5-3	207-172	39-22-9
30	12/19	@ Montreal	1-1*	90-76	18-8-4	71	3/27	Chicago	4-4*	211-176	39-22-10
31	12/23	St Louis	4-2	94-78	19-8-4	72	3/28	@ Florida	2-2*	213-178	39-22-11
32	12/26	Buffalo	0-2	94-80	19-9-4	73	3/31	Anaheim	7-1	220-179	40-22-11
33	12/28	@ Buffalo	7-4	101-84	20-9-4	74	4/3	@ Pittsburgh	4-2	224-181	41-22-11
34	12/30	@ Washington	3-2	104-86	21-9-4	75	4/4	NY Rangers	4-1	228-182	42-22-11
35	1/2	@ Ottawa	0-6	104-92	21-10-4	76	4/6	@ Carolina	2-4	230-186	42-23-11
36	1/5	San Jose	3-3*	107-95	21-10-5	77	4/8	Washington	1-0	231-186	43-23-11
37	1/6	@ NY Rangers	5-2	112-97	22-10-5	78	4/10	@ Montreal	6-2	237-188	44-23-11
38	1/9	Washington	2-3	114-100	22-11-5	79	4/12	NY Islanders	2-4	239-192	44-24-11
39	1/11	Ottawa	2-4	116-104	22-12-5	80	4/14	@ Buffalo	2-1	241-193	45-24-11
40	1/14	@ Ottawa	2-3	118-107	22-13-5	81	4/16	Philadelphia	3-2*	244-195	46-24-11
41	1/15	Tampa Bay	3-1	121-108	23-13-5	82	4/17	@ Nashville	4-1	248-196	47-24-11

\*Denotes overtime



(45-24-8-5, 103 pts., 2nd Place, Atlantic Division)

SCORING

Table with 2 columns of player statistics. Each column lists Player, GP, G, A, PTS, PIM, +/-, PP, GW. Includes players like Sheldon Souray, Vadim Sharifjanov, Alexander Mogilny, etc.

GOALTENDERS

Table with 2 columns of goaltender statistics. Each column lists Name, GP, MIN, GA, EN, SO, AVG, W, L, T, SA, SAV%. Includes Martin Brodeur and Chris Terreri.

RESULTS

Table with 2 columns of game results. Each column lists GM#, Date, Opponent, Score, GF-GA, Record. Includes games from 10/2 to 1/6.

\*Denotes overtime

(48-19-12-3, 111pts., 1st Place, Atlantic Division)

## SCORING

Player	GP	G	A	PTS	PIM	+/-	PP	GW	Player	GP	G	A	PTS	PIM	+/-	PP	GW
Patrik Elias	82	40	56	96	51	45	8	6	Pierre Dagenais	9	3	2	5	6	1	1	1
Alexander Mogilny	75	43	40	83	43	10	12	7	Mike Commodore	20	1	4	5	14	5	0	0
Petr Sykora	73	35	46	81	32	36	9	3	Bob Corkum	17	3	1	4	4	4	0	0
Scott Gomez	76	14	49	63	46	1	2	4	Steve Kelly	24	2	2	4	21	E	0	0
Jason Arnott	54	21	34	55	75	23	8	3	Jim McKenzie	53	2	2	4	119	E	0	0
Sergei Brylin	75	23	29	52	24	25	3	0	Ken Daneyko	77	0	4	4	87	E	0	0
Brian Rafalski	78	9	43	52	26	36	6	1	Willie Mitchell	16	0	2	2	29	E	0	0
Bobby Holik	80	15	35	50	97	19	3	3	Jiri Bicek	5	1	0	1	4	E	0	0
Randy McKay	77	23	20	43	50	3	12	5	Ed Ward	4	0	1	1	6	2	0	0
John Madden	80	23	15	38	12	24	0	4	Sean O'Donnell	17	0	1	1	33	2	0	0
Scott Niedermayer	57	6	29	35	22	14	1	5	Martin Brodeur	72	0	1	1	14	-	0	0
Scott Stevens	81	9	23	31	71	40	3	2	Stanislav Gron	1	0	0	0	0	1	0	0
Sergei Nemchinov	65	8	22	30	16	11	1	2	Mike Jefferson	2	0	0	0	6	E	0	0
Turner Stevenson	69	8	18	26	97	11	2	1	John Vanbiesbrouck	4	0	0	0	0	-	0	0
Colin White	82	1	20	155	32	0	1	0	Chris Terrieri	10	0	0	0	0	-	0	0
Jay Pandolfo	63	4	12	16	16	3	0	0	Sascha Goc	11	0	0	0	4	7	0	0
Ken Sutton	53	1	7	8	37	9	0	0									

## GOALTENDERS

	GP	MIN	GA	EN	SO	AVG	W	L	T	SA	SAV%
John Vanbiesbrouck	4	240	6	0	1	1.50	4	0	0	93	.935
Martin Brodeur	72	4297	166	2	9	2.32	42	17	11	1762	.906
Chris Terrieri	10	453	21	0	0	2.78	2	5	1	167	.874

## RESULTS

GM#	Date	Opponent	Score	GF-GA	Record	GM#	Date	Opponent	Score	GF-GA	Record
1	10/6	Montreal	8-4	8-4	1-0-0	42	1/13	Toronto	4-4*	144-101	22-11-9
2	10/13	@ Ottawa	1-3	9-7	1-1-0	43	1/16	Boston	4-5	148-106	22-12-9
3	10/14	Anaheim	4-2	13-9	2-1-0	44	1/18	@ Philadelphia	7-1	155-107	23-12-9
4	10/17	@ Atlanta	3-3*	16-12	2-1-1	45	1/20	Atlanta	3-2	158-109	24-12-9
5	10/19	@ Washington	2-5	18-17	2-2-1	46	1/21	@ Minnesota	4-2	162-111	25-12-9
6	10/21	Tampa Bay	7-2	25-19	3-2-1	47	1/24	@ Dallas	4-1	166-112	26-12-9
7	10/25	@ Florida	2-1	27-20	4-2-1	48	1/25	@ St Louis	3-4*	169-116	26-13-9
8	10/27	@ Carolina	3-3*	30-23	4-2-2	49	1/27	@ Boston	3-4*	172-120	26-14-9
9	10/28	@ Pittsburgh	9-0	39-23	5-2-2	50	1/30	Detroit	3-1	175-121	27-14-9
10	10/30	Florida	6-5*	45-28	6-2-2	51	1/31	@ NY Islanders	2-3	177-124	27-15-9
11	11/1	Philadelphia	1-1*	46-29	6-2-3	52	2/6	@ Montreal	4-0	181-124	28-15-9
12	11/2	@ Toronto	3-5	49-34	6-3-3	53	2/8	@ Ottawa	4-4*	185-128	28-15-10
13	11/4	Los Angeles	1-2	50-36	6-4-3	54	2/10	@ Pittsburgh	4-5*	189-133	28-16-10
14	11/8	Nashville	3-4	53-40	6-5-3	55	2/11	@ NY Rangers	1-1*	190-134	28-16-11
15	11/10	Pittsburgh	2-4	55-44	6-6-3	56	2/14	Ottawa	2-3	192-137	28-17-11
16	11/11	Buffalo	0-4	55-48	6-7-3	57	2/16	Pittsburgh	4-4*	196-141	28-17-12
17	11/14	San Jose	2-3	57-51	6-8-3	58	2/17	@ Buffalo	1-5	197-146	28-18-12
18	11/16	@ Boston	3-2*	60-53	7-8-3	59	2/19	@ Toronto	2-0	199-146	29-18-12
19	11/18	Carolina	3-2*	63-55	8-8-3	60	2/22	Buffalo	0-1	199-147	29-19-12
20	11/22	@ Anaheim	5-2	68-57	9-8-3	61	2/23	@ Carolina	2-3	201-150	29-20-12
21	11/23	@ Los Angeles	6-1	74-58	10-8-3	62	2/26	Florida	5-3	206-153	30-20-12
22	11/25	@ San Jose	3-2	77-60	11-8-3	63	2/27	@ NY Islanders	4-1	210-154	31-20-12
23	11/29	NY Rangers	5-2	82-62	12-8-3	64	3/2	Carolina	7-3	217-157	32-20-12
24	12/1	NY Islanders	0-0*	82-62	12-8-3	65	3/4	Tampa Bay	6-0	223-157	33-20-12
25	12/3	@ NY Islanders	1-1*	83-63	12-8-5	66	3/6	Ottawa	3-2*	226-159	34-20-12
26	12/5	Colorado	6-1	89-64	13-8-5	67	3/8	Minnesota	6-2	232-161	35-20-12
27	12/7	@ Buffalo	2-5	91-69	13-9-5	68	3/10	@ Philadelphia	3-2	235-163	36-20-12
28	12/9	Washington	2-3	93-72	13-10-5	69	3/13	@ Colorado	6-3	241-166	37-20-12
29	12/11	Atlanta	4-0	97-72	14-10-5	70	3/14	@ Phoenix	3-2	244-168	38-20-12
30	12/15	Montreal	2-1	99-73	15-10-5	71	3/17	@ Edmonton	6-5*	250-173	39-20-12
31	12/16	@ Philadelphia	3-6	102-79	15-11-5	72	3/19	@ Calgary	4-2	254-175	40-20-12
32	12/20	Dallas	4-1	106-80	16-11-5	73	3/21	NY Rangers	4-0	258-175	41-20-12
33	12/22	@ Florida	2-0	108-80	17-11-5	74	3/23	Vancouver	4-0	262-175	42-20-12
34	12/23	@ Tampa Bay	5-1	113-81	18-11-5	75	3/25	Pittsburgh	2-4	264-179	42-21-12
35	12/27	Columbus	2-2*	115-83	18-11-6	76	3/27	@ Tampa Bay	7-1	271-180	43-21-12
36	12/29	Washington	4-2	119-85	19-11-6	77	3/28	@ Atlanta	4-2	275-182	44-21-12
37	12/31	@ Columbus	6-3	125-88	20-11-6	78	3/31	NY Rangers	3-4	278-186	44-22-12
38	1/2	Philadelphia	1-1*	126-89	20-11-7	79	4/2	Chicago	4-3	282-189	45-22-12
39	1/4	NY Islanders	4-2	130-91	21-11-7	80	4/3	@ Washington	6-4	288-193	46-22-12
40	1/6	@ NY Rangers	5-5*	135-96	21-11-8	81	4/6	Boston	5-2	293-195	47-22-12
41	1/10	Phoenix	5-1	140-97	22-11-8	82	4/7	@ Montreal	2-0	295-195	48-22-12

\* Denotes overtime

(41-28-9-4, 95pts., 3rd Place, Atlantic Division)

SCORING

Table with columns: Player, GP, G, A, PTS, PIM, +/-, PP, GW. Lists player statistics for the season.

GOALTENDERS

Table with columns: Player, GP, MIN, GA, EN, SO, AVG, W, L, T, SA, SAV%. Lists goaltender statistics.

RESULTS

Table with columns: GM#, Date, Opponent, Score, GF-GA, Record. Lists game-by-game results.

\* Denotes overtime

(46-20-10-6, 108 pts., 1st Place, Atlantic Division)

**SCORING**

Player	GP	G	A	PTS	PIM	+/-	PP	GW	Player	GP	G	A	PTS	PIM	+/-	PP	GW
Patrik Elias	81	28	29	57	22	17	6	4	Jiri Bicek	44	5	6	11	25	7	1	1
Jamie Langenbrunner	78	22	33	55	65	17	5	5	Christian Berglund	38	4	5	9	20	3	0	0
Scott Gomez	80	13	42	55	48	17	2	4	Ken Daneyko	69	2	7	9	33	6	0	0
Jeff Friesen	81	23	28	51	26	23	3	4	Mike Rupp	26	5	3	8	21	E	2	3
Joe Nieuwendyk	80	17	28	45	56	10	3	4	Tommy Albain	37	1	6	7	6	10	0	0
John Madden	80	19	22	41	26	13	2	3	Pascal Rheaume	21	4	1	5	8	3	0	1
Brian Rafalski	79	3	37	40	14	18	2	0	Grant Marshall	10	1	3	4	7	3-	0	0
Scott Niedermayer	81	11	28	39	62	23	3	3	Steve Guolla	12	2	0	2	2	1	0	0
Brian Gionta	58	12	13	25	23	5	2	3	Mike Danton	17	2	0	2	35	E	0	0
Turner Stevenson	77	7	13	20	115	7	0	0	Richard Smehlik	12	0	2	2	0	1-	0	0
Scott Stevens	81	4	16	20	41	18	0	2	Andrei Zyuzin	1	0	1	1	2	1-	0	0
Sergei Brylin	52	11	8	19	16	2-	3	1	Craig Darby	3	0	1	1	0	1-	0	0
Jay Pandolfo	68	6	11	17	23	12	0	4	Raymond Giroux	11	0	1	1	6	2-	0	0
Oleg Tverdovsky	50	5	8	13	22	2	2	1	Corey Schwab	11	0	0	0	0	-	0	0
Colin White	72	5	8	13	98	19	0	1	Martin Brodeur	73	0	0	0	10	-	0	0
Jim McKenzie	76	4	8	12	88	3	0	2									

**GOALTENDERS**

	GP	MIN	GA	EN	SO	AVG	W	L	T	SA	SAV%
Corey Schwab	11	614	15	0	1	1.47	5	3	1	223	.933
Martin Brodeur	73	4374	147	4	9	2.02	41	23	9	1706	.914

**RESULTS**

GM#	Date	Opponent	Score	GF-GA	Record	GM#	Date	Opponent	Score	GF-GA	Record
1	10/10	@ Ottawa	2-1	2-1	1-0-0	42	1/13	Florida	6-2	103-85	24-15-3
2	10/12	Columbus	3-2	5-3	2-0-0	43	1/15	NY Islanders	5-0	108-85	25-15-3
3	10/18	Nashville	3-2*	8-5	3-0-0	44	1/17	@ Carolina	2-1	110-86	26-15-3
4	10/19	@ Carolina	1-3	9-8	3-1-0	45	1/18	Carolina	5-2	115-88	27-15-3
5	10/23	@ Atlanta	2-1	11-9	4-1-0	46	1/22	@ San Jose	5-4*	120-92	28-15-3
6	10/25	@ Buffalo	2-1	13-10	5-1-0	47	1/24	@ Anaheim	3-1	123-93	29-15-3
7	10/26	Tampa Bay	5-1	18-11	6-1-0	48	1/25	@ Los Angeles	1-2*	124-95	29-16-3
8	10/29	Carolina	1-2	19-13	6-2-0	49	1/28	Detroit	1-0	125-95	30-16-3
9	11/2	Chicago	5-1	24-14	7-2-0	50	1/30	Philadelphia	5-1	130-96	31-16-3
10	11/5	Calgary	2-3	26-17	7-3-0	51	2/4	Buffalo	4-1	134-97	32-16-3
11	11/7	@ Philadelphia	1-0	27-17	8-3-0	52	2/5	@ Washington	4-1	138-98	33-16-3
12	11/9	Edmonton	3-6	30-23	8-4-0	53	2/7	Atlanta	2-4	140-102	33-17-3
13	11/12	Anaheim	3-2*	33-25	9-4-0	54	2/9	Minnesota	3-2	143-104	34-17-3
14	11/15	Montreal	5-1	38-26	10-4-0	55	2/11	@ Colorado	1-3	144-107	34-18-3
15	11/16	@ Montreal	1-3	39-29	10-5-0	56	2/12	@ Phoenix	3-0	147-107	35-18-3
16	11/19	Buffalo	4-3*	43-32	11-5-0	57	2/15	Pittsburgh	1-4	148-111	35-19-3
17	11/21	NY Rangers	4-4*	47-36	11-5-1	58	2/18	@ Philadelphia	2-2*	150-113	35-19-4
18	11/23	Tampa Bay	1-3	48-39	11-6-1	59	2/19	Ottawa	3-5	153-118	35-20-4
19	11/27	@ Detroit	2-3*	50-42	11-7-1	60	2/21	Boston	3-2	156-120	36-20-4
20	11/29	@ Nashville	2-1	52-43	12-7-1	61	2/23	@ Pittsburgh	4-3	160-123	37-20-4
21	11/30	@ St. Louis	5-4*	57-47	13-7-1	62	2/25	NY Rangers	3-3*	163-126	37-20-5
22	12/2	@ Philadelphia	1-0*	58-47	14-7-1	63	2/27	@ NY Islanders	3-3*	166-129	37-20-6
23	12/4	Vancouver	2-3*	60-50	14-8-1	64	3/1	Washington	2-1*	168-130	38-20-6
24	12/6	Pittsburgh	3-1	63-51	15-8-1	65	3/4	@ Minnesota	2-3	170-133	38-21-6
25	12/7	@ Toronto	0-1	63-52	15-9-1	66	3/5	@ Calgary	4-5*	174-138	38-22-6
26	12/10	St. Louis	2-0	65-52	16-9-1	67	3/8	@ NY Islanders	4-2	178-140	39-22-6
27	12/12	@ Columbus	2-4	67-56	16-10-1	68	3/11	Atlanta	2-3	180-143	39-23-6
28	12/14	@ Ottawa	3-4*	70-60	16-11-1	69	3/13	@ Boston	3-4	183-147	39-24-6
29	12/18	Ottawa	0-3	70-63	16-12-1	70	3/15	NY Rangers	3-1	186-148	40-24-6
30	12/19	@ Pittsburgh	3-1	73-64	17-12-1	71	3/17	Philadelphia	2-4	188-152	40-25-6
31	12/21	Dallas	5-3	78-67	18-12-1	72	3/18	@ Montreal	1-0	189-152	41-25-6
32	12/23	@ NY Rangers	2-2*	80-69	18-12-2	73	3/21	Pittsburgh	3-1	192-153	42-25-6
33	12/27	@ Washington	2-3	82-72	18-13-2	74	3/22	@ NY Islanders	4-2	196-155	43-25-6
34	12/28	Washington	2-1*	84-73	19-13-2	75	3/24	@ Florida	4-1	200-156	44-25-6
35	12/30	@ Boston	1-0	85-73	20-13-2	76	3/27	@ Tampa Bay	2-2*	202-158	44-25-7
36	1/1	Florida	1-2	86-75	20-14-2	77	3/28	@ Atlanta	1-1*	203-159	44-25-8
37	1/3	Toronto	2-0	88-75	21-14-2	78	3/30	NY Islanders	6-0	209-159	45-25-8
38	1/4	@ Toronto	1-2	89-77	21-15-2	79	4/1	Toronto	2-3*	211-162	45-26-8
39	1/7	Montreal	3-2	92-79	22-15-2	80	4/3	Boston	1-1*	212-163	45-26-9
40	1/10	@ Florida	2-1	94-80	23-15-2	81	4/4	@ NY Rangers	2-1	214-164	46-26-9
41	1/11	@ Tampa Bay	3-3*	97-83	23-15-3	82	4/6	@ Buffalo	2-2*	216-166	46-26-10

\* Denotes overtime

(43-25-12-2, 100 pts., 2nd Place, Atlantic Division)

SCORING

Table with columns: Player, GP, G, A, PTS, PIM, +/-, PP, GW. Lists player statistics for various players including Patrik Elias, Scott Gomez, Scott Niedermayer, etc.

GOALTENDERS

Table with columns: Player, GP, MIN, GA, EN, SO, AVG, W, L, T, SA, SAV%. Lists goalie statistics for Corey Schwab, Scott Clemmensen, and Martin Brodeur.

RESULTS

Table with columns: GM#, Date, Opponent, Score, GF-GA, Record. Lists game-by-game results for the season.

\* Denotes overtime

(46-27-9, 101 pts., 1st Place, Atlantic Division)

**SCORING**

Player	GP	G	A	PTS	PIM	+/-	PP	GW	Player	GP	G	A	PTS	PIM	+/-	PP	GW	
Brian Gionta	82	48	41	89	46	18	24	10	Vladimir Malakhov	29	4	5	9	26	9	-	3	0
Scott Gomez	82	33	51	84	42	8	9	5	Brad Lukowich	18	1	7	8	8	3	0	0	0
Jamie Langenbrunner	80	19	34	53	74	1	-	8	Dan McGillis	27	0	6	6	36	5	0	0	0
Brian Rafalski	82	6	43	49	36	E	3	2	Tommy Albelin	36	0	6	6	2	4	0	0	0
Patrik Elias	38	16	29	45	20	11	6	3	David Hale	38	0	4	4	21	5	0	0	0
Sergei Brylin	82	15	22	37	46	-	4	3	Martin Brodeur	73	0	3	3	4	-	0	0	0
Paul Martin	80	5	32	37	32	1	3	0	Barry Tallackson	10	1	1	2	2	2	-	0	0
John Madden	82	16	20	36	36	7	-	0	Tuomas Pihlman	11	1	1	2	10	1	-	0	0
Zach Parise	81	14	18	32	28	1	-	2	Aleksander Suglobov	1	1	0	1	0	2	-	1	0
Alexander Mogilny	34	12	13	25	6	7	-	3	Jason Wiemer	16	1	0	1	38	1	-	0	0
Viktor Kozlov	69	12	13	25	16	E	2	1	Darren Langdon	14	0	1	1	22	3	-	0	0
Grant Marshall	76	8	17	25	70	18	-	4	Krzysztof Oliwa	3	0	0	0	0	2	-	0	0
Jay Pandolfo	82	10	10	20	16	2	0	0	Jason Ryznar	8	0	0	0	2	1	-	0	0
Colin White	73	3	14	17	91	2	-	1	Pascal Rhearne	12	0	0	0	4	6	-	0	0
Sean Brown	35	1	11	12	27	14	-	0	Scott Clemmensen	13	0	0	0	0	-	0	0	0
Richard Matvichuk	62	1	10	11	40	2	0	0	Ken Klee	18	0	0	0	14	3	-	0	0
Erik Rasmussen	67	5	5	10	32	4	-	1	Cam Janssen	47	0	0	0	91	3	-	0	0

**GOALTENDERS**

	GP	MIN	GA	EN	SO	AVG	W	L	OT	SA	SAV%
Martin Brodeur	73	4365	187	2	5	2.57	43	23	7	2105	.911
Scott Clemmensen	13	627	35	1	0	3.35	3	4	2	295	.881

**RESULTS**

GM#	Date	Opponent	Score	GF-GA	Record	GM#	Date	Opponent	Score	GF-GA	Record
1	10/5	Pittsburgh	5-1	5-1	1-0-0	42	1/7	@ Buffalo	3-2	123-133	19-18-5
2	10/7	@ Philadelphia	2-5	7-6	1-1-0	43	1/9	Philadelphia	3-0	126-133	20-18-5
3	10/8	NY Rangers	3-2*	10-8	2-1-0	44	1/13	Vancouver	3-0	129-133	21-18-5
4	10/13	@ NY Rangers	1-4	11-12	2-2-0	45	1/15	@ Chicago	3-2^	132-135	22-18-5
5	10/15	Carolina	1-6	12-18	2-3-0	46	1/17	@ St. Louis	5-3	137-138	23-18-5
6	10/18	Florida	4-3	16-21	3-3-0	47	1/19	@ Nashville	4-3^	141-141	24-18-5
7	10/20	@ Pittsburgh	6-3	22-24	4-3-0	48	1/21	NY Islanders	3-2^	144-143	25-18-5
8	10/22	@ Atlanta	3-4	25-28	4-4-0	49	1/22	@ NY Rangers	1-3	145-146	25-19-5
9	10/26	Tampa Bay	3-6	28-34	4-5-0	50	1/24	@ NY Islanders	4-0	149-146	26-19-5
10	10/28	Buffalo	3-2	31-36	5-5-0	51	1/26	@ Tampa Bay	0-1*	149-147	26-19-6
11	10/29	@ Boston	5-4^	36-40	6-5-0	52	1/27	@ Florida	0-4	149-151	26-20-6
12	11/1	Pittsburgh	3-4*	39-44	6-5-1	53	2/1	Ottawa	5-3	154-154	27-20-6
13	11/3	NY Rangers	2-4	41-48	6-6-1	54	2/3	Carolina	3-0	157-154	28-20-6
14	11/5	@ NY Rangers	2-3^	43-51	6-6-2	55	2/4	@ Toronto	2-4	159-158	28-21-6
15	11/8	NY Islanders	1-4	44-55	6-7-2	56	2/7	Tampa Bay	7-4	166-162	29-21-6
16	11/11	@ Washington	4-3	48-58	7-7-2	57	2/9	@ Boston	3-2*	169-164	30-21-6
17	11/12	Washington	3-2	51-60	8-7-2	58	2/11	NY Islanders	1-2	170-166	30-22-6
18	11/15	@ Buffalo	1-4	52-64	8-8-2	59	3/1	Philadelphia	2-1^	172-167	31-22-6
19	11/18	Montreal	5-3	57-67	9-8-2	60	3/2	@ NY Islanders	2-3^	174-170	31-22-7
20	11/19	@ Ottawa	4-5	61-72	9-9-2	61	3/4	NY Rangers	2-1	176-171	32-22-7
21	11/23	@ Florida	5-1	66-73	10-9-2	62	3/7	@ NY Islanders	1-2^	177-173	32-22-8
22	11/25	@ Tampa Bay	8-2	74-75	11-9-2	63	3/10	@ Washington	4-3^	181-176	33-22-8
23	11/29	Boston	3-2	77-77	12-9-2	64	3/11	@ Pittsburgh	3-6	184-182	33-23-8
24	11/30	@ Philadelphia	1-2	78-79	12-10-2	65	3/14	NY Islanders	1-6	185-188	33-24-8
25	12/3	Minnesota	3-2^	81-81	13-10-2	66	3/16	Pittsburgh	2-1	187-189	34-24-8
26	12/6	@ Detroit	2-5	83-86	13-11-2	67	3/19	Ottawa	0-4	187-193	34-25-8
27	12/7	Calgary	1-4	84-90	13-12-2	68	3/21	@ Philadelphia	1-2	188-195	34-26-8
28	12/9	Colorado	3-4^	87-94	13-12-3	69	3/23	@ Atlanta	5-6*	193-201	34-26-9
29	12/11	@ Columbus	2-3*	89-97	13-12-4	70	3/24	Boston	4-2	197-203	35-26-9
30	12/13	Edmonton	2-1^	91-98	14-12-4	71	3/26	Toronto	3-4	200-207	35-27-9
31	12/15	Atlanta	2-3*	93-101	14-12-5	72	3/28	@ Ottawa	3-2^	203-209	36-27-9
32	12/17	@ Carolina	1-4	94-105	14-13-5	73	3/30	Buffalo	3-1	206-210	37-27-9
33	12/20	@ NY Rangers	3-1	97-106	15-13-5	74	4/1	@ Philadelphia	4-1	210-211	38-27-9
34	12/21	@ NY Islanders	2-4	99-110	15-14-5	75	4/2	@ Pittsburgh	3-2*	213-213	39-27-9
35	12/23	Atlanta	0-1	99-111	15-15-5	76	4/5	Pittsburgh	6-4	219-217	40-27-9
36	12/26	@ Toronto	1-2	100-113	15-16-5	77	4/8	@ Montreal	3-2	222-219	41-27-9
37	12/28	Washington	7-2	107-115	16-16-5	78	4/9	NY Rangers	3-2	225-221	42-27-9
38	12/29	@ Pittsburgh	2-6	109-121	16-17-5	79	4/11	@ Carolina	4-3*	229-224	43-27-9
39	12/31	Toronto	3-6	112-127	16-18-5	80	4/13	Philadelphia	4-1	233-225	44-27-9
40	1/3	Florida	3-0	115-127	17-18-5	81	4/16	Philadelphia	5-1	238-226	45-27-9
41	1/5	Montreal	5-4	120-131	18-18-5	82	4/18	@ Montreal	4-3	242-229	46-27-9

\* Denotes overtime  
^ Denotes shootout

(49-24-9, 107 pts., 1st Place, Atlantic Division)

SCORING

Table with 13 columns: Player, GP, G, A, PTS, PIM, +/-, PP, GW. Lists player statistics for various players including Patrik Elias, Zach Parise, and Colin White.

GOALTENDERS

Table with 10 columns: Player, GP, MIN, GA, EN, SO, AVG, W, L, OT, SA, SAV%. Lists goaltender statistics for Martin Brodeur and Scott Clemmensen.

RESULTS

Table with 11 columns: GM#, Date, Opponent, Score, GF-GA, Record. Lists game results for the team, including dates, opponents, scores, and records.

\* Denotes overtime
^ Denotes shootout

(46-29-7, 99 pts., 2nd Place, Atlantic Division)

**SCORING**

Player	GP	G	A	PTS	PIM	+/-	PP	GW	Player	GP	G	A	PTS	PIM	+/-	PP	GW
Zach Parise	81	32	33	65	25	13	10	8	Arron Asham	77	6	4	10	84	6	0	2
Patrik Elias	74	20	35	55	38	10	7	8	Colin White	57	2	8	10	26	5	0	1
Brian Gionta	82	22	31	53	46	1	8	4	Andy Greene	59	2	8	10	22	E	0	0
John Madden	80	20	23	43	26	1	3	3	Mike Rupp	64	3	6	9	58	8	1	0
Jamie Langenbrunner	64	13	28	41	30	1	5	2	Sheldon Brookbank	44	0	8	8	63	E	0	0
Dainius Zubrus	82	13	25	38	38	2	4	2	Vitaly Vishnevski	69	2	5	7	50	12	-	0
Travis Zajac	82	14	20	34	31	11	-	5	Rod Pelley	58	2	4	6	19	3	0	1
Paul Martin	73	5	27	32	22	20	2	2	Martin Brodeur	77	0	4	4	6	-	0	0
Johnny Oduya	75	6	20	26	46	27	2	0	Noah Clarke	1	1	0	1	0	E	0	0
Jay Pandolfo	54	12	12	24	22	10	0	1	Niclas Bergfors	1	0	0	0	0	1	-	0
David Clarkson	81	9	13	22	183	1	0	1	Olli Malmivaara	1	0	0	0	0	2	0	0
Mike Mottau	76	4	13	17	48	11	-	1	Barry Tallackson	3	0	0	0	0	E	0	0
Sergei Brylin	82	6	10	16	20	5	-	0	Bryce Salvador	8	0	0	0	11	E	0	0
Karel Rachunek	47	4	9	13	40	3	0	0	Kevin Weekes	9	0	0	0	2	-	0	0

**GOALTENDERS**

	GP	MIN	GA	EN	SO	AVG	W	L	OT	SA	SAV%
Martin Brodeur	77	4635	168	8	4	2.17	44	27	6	2089	.920
Kevin Weekes	9	343	17	0	0	2.97	2	2	1	160	.894

**RESULTS**

GM#	Date	Opponent	Score	GF-GA	Record	GM#	Date	Opponent	Score	GF-GA	Record
1	10/4	@ Tampa Bay	1-3	1-3	0-1-0	42	1/8	Buffalo	2-1 <sup>^</sup>	103-98	24-15-3
2	10/6	@ Florida	4-1	5-4	1-1-0	43	1/10	@ Carolina	4-1	107-99	25-15-3
3	10/8	@ Ottawa	2-4	7-8	1-2-0	44	1/12	@ Buffalo	3-2 <sup>^</sup>	110-101	26-15-3
4	10/11	@ Florida	0-3	7-11	1-3-0	45	1/16	NY Islanders	1-3	111-104	26-16-3
5	10/13	@ Atlanta	6-5	13-16	2-3-0	46	1/18	Florida	1-2	112-106	26-17-3
6	10/17	@ Pittsburgh	5-4	18-20	3-3-0	47	1/20	Toronto	3-2	115-108	26-17-3
7	10/18	@ Philadelphia	0-4	18-24	3-4-0	48	1/22	@ Philadelphia	7-3	122-111	28-17-3
8	10/20	@ NY Islanders	3-4 <sup>*</sup>	21-28	3-4-1	49	1/24	Montreal	3-4	125-115	28-18-3
9	10/25	@ NY Rangers	0-2	21-30	3-5-1	50	1/29	Pittsburgh	2-4	127-119	28-19-3
10	10/27	Ottawa	1-4	22-34	3-6-1	51	2/1	NY Rangers	1-3	128-122	28-20-3
11	10/31	Tampa Bay	6-1	28-35	4-6-1	52	2/2	Los Angeles	6-3	134-125	29-20-3
12	11/2	Toronto	3-2	31-37	5-6-1	53	2/4	Pittsburgh	4-3 <sup>*</sup>	138-128	30-20-3
13	11/3	@ NY Rangers	1-2 <sup>^</sup>	32-39	5-6-2	54	2/6	@ Buffalo	2-3 <sup>^</sup>	140-131	30-20-4
14	11/5	Pittsburgh	0-5	32-44	5-7-2	55	2/8	Anaheim	1-2	141-133	30-21-4
15	11/8	Philadelphia	4-1	36-45	6-7-2	56	2/9	Carolina	6-1	147-134	31-21-4
16	11/10	@ NY Islanders	1-2	37-47	6-8-2	57	2/13	Ottawa	3-2 <sup>*</sup>	150-136	32-21-4
17	11/12	@ Pittsburgh	3-2	40-49	7-8-2	58	2/15	Atlanta	3-4 <sup>^</sup>	153-140	32-21-5
18	11/14	NY Rangers	2-4	42-53	7-9-2	59	2/16	@ Ottawa	3-2	156-142	33-21-5
19	11/16	NY Islanders	0-1	42-54	7-10-2	60	2/18	Carolina	5-1	161-143	34-21-5
20	11/17	@ Philadelphia	6-2	48-56	8-10-2	61	2/20	San Jose	3-2	164-145	35-21-5
21	11/21	@ Pittsburgh	2-1	50-57	9-10-2	62	2/23	NY Islanders	4-2	168-147	36-21-5
22	11/23	@ Atlanta	3-0	53-57	10-10-2	63	2/24	@ Washington	2-1 <sup>*</sup>	170-148	37-21-5
23	11/24	@ Tampa Bay	3-2	56-59	11-10-2	64	2/26	@ Carolina	1-2 <sup>*</sup>	171-150	37-21-6
24	11/28	Dallas	4-2	60-61	12-10-2	65	2/29	Washington	0-4	171-154	37-22-6
25	11/30	Montreal	4-0	64-61	13-10-2	66	3/1	@ Montreal	1-2	172-156	37-23-6
26	12/2	Atlanta	3-2 <sup>^</sup>	67-63	14-10-2	67	3/4	@ Toronto	4-1	176-157	38-23-6
27	12/5	Boston	4-3 <sup>*</sup>	71-66	15-10-2	68	3/7	Tampa Bay	2-1 <sup>*</sup>	178-158	39-23-6
28	12/7	Washington	3-2	74-68	16-10-2	69	3/8	@ Toronto	2-1	180-159	40-23-6
29	12/9	@ NY Rangers	0-1 <sup>*</sup>	74-69	16-10-3	70	3/11	@ Montreal	0-4	180-163	40-24-6
30	12/10	@ Washington	2-3	76-72	16-11-3	71	3/13	@ Minnesota	4-3 <sup>^</sup>	184-166	41-24-6
31	12/13	@ Boston	3-1	79-73	17-11-3	72	3/15	@ Colorado	4-2	188-168	42-24-6
32	12/15	Phoenix	1-4	80-77	17-12-3	73	3/19	NY Rangers	1-2 <sup>^</sup>	189-170	42-24-7
33	12/16	Philadelphia	4-2	84-79	18-12-3	74	3/21	NY Islanders	1-3	190-173	42-25-7
34	12/18	@ Vancouver	0-5	84-84	18-13-3	75	3/22	@ Pittsburgh	1-7	191-180	42-26-7
35	12/21	@ Edmonton	3-1	87-85	19-13-3	76	3/25	Pittsburgh	0-2	191-182	42-27-7
36	12/23	@ Calgary	1-0 <sup>*</sup>	88-85	20-13-3	77	3/27	@ NY Rangers	2-3	193-185	42-28-7
37	12/28	Buffalo	2-1 <sup>^</sup>	90-86	21-13-3	78	3/28	Philadelphia	5-4 <sup>^</sup>	198-189	43-28-7
38	12/29	@ NY Islanders	2-5	92-91	21-14-3	79	4/1	@ NY Islanders	2-1 <sup>*</sup>	200-190	44-28-7
39	1/2	Florida	3-2	95-93	22-14-3	80	4/2	Boston	3-2 <sup>^</sup>	203-192	45-28-7
40	1/4	Philadelphia	3-0	98-93	23-14-3	81	4/4	@ Philadelphia	0-3	203-195	45-29-7
41	1/5	@ Boston	3-4	101-97	23-15-3	82	4/6	NY Rangers	3-2 <sup>^</sup>	206-197	46-29-7

\* Denotes overtime

^ Denotes shootout



(51-27-4, 106 Pts., 1st Place, Atlantic Division)

SCORING

Player	GP	G	A	PTS	PIM	+/-	PP	GW	Player	GP	G	A	PTS	PIM	+/-	PP	GW
Zach Parise	82	45	49	94	24	30	14	8	Bobby Holik	62	4	5	9	66	2-	0	1
Patrik Elias	77	31	47	78	32	18	12	6	Mike Rupp	73	3	6	9	136	2-	0	0
Jamie Langenbrunner	81	29	40	69	56	25	6	7	Andy Greene	49	2	7	9	22	3	0	0
Travis Zajac	82	20	42	62	29	33	5	2	Niclas Havelid	15	0	4	4	6	2-	0	0
Brian Gionta	81	20	40	60	32	12	3	3	Anssi Salmela	17	0	3	3	6	1	0	0
Dainius Zubrus	82	15	25	40	69	6	1	3	Niclas Bergfors	8	1	0	1	0	1-	0	0
Paul Martin	73	5	28	33	36	21	2	3	Petr Vrana	16	1	0	1	2	4-	0	0
David Clarkson	82	17	15	32	164	1-	4	1	Matt Halischuk	1	0	1	1	0	1-	0	0
Brian Rolston	64	15	17	32	30	2	8	3	P.L. Letourneau-Leblond	8	0	1	1	22	3	0	0
Johnny Oduya	82	7	22	29	30	21	1	4	Jay Leach	24	0	1	1	21	0	0	0
John Madden	76	7	16	23	26	7-	0	2	Patrick Davis	1	0	0	0	0	0	0	0
Colin White	71	1	17	18	46	18	0	0	Barry Tallackson	4	0	0	0	0	1-	0	0
Bryce Salvador	76	3	13	16	78	1-	0	2	Sheldon Brookbank	15	0	0	0	25	1	0	0
Mike Mottau	80	1	14	15	35	24	0	0	Kevin Weekes	16	0	0	0	0	-	0	0
Brendan Shanahan	34	6	8	14	29	2-	2	1	Martin Brodeur	31	0	0	0	4	-	0	0
Jay Pandolfo	61	5	5	10	10	12-	0	1	Scott Clemmensen	40	0	0	0	2	-	0	0

GOALTENDERS

	GP	MIN	GA	EN	SO	AVG	W	L	OT	SA	SAV%
Scott Clemmensen	40	2356	94	5	2	2.39	25	13	1	1138	.917
Martin Brodeur	31	1814	73	2	5	2.41	19	19	3	870	.916
Kevin Weekes	16	795	32	1	0	2.42	7	5	0	399	.920

RESULTS

GM#	Date	Opponent	Score	GF-GA	Record	GM#	Date	Opponent	Score	GF-GA	Record
1	10/10	NY Islanders	2-1	2-1	1-0-0	42	1/11	@ Anaheim	3-4	127-110	24-15-3
2	10/11	@ Pittsburgh	2-1*	4-2	2-0-0	43	1/13	@ Vancouver	5-3	132-113	25-15-3
3	10/13	@ NY Rangers	1-4	5-6	2-1-0	44	1/16	@ Columbus	2-1	134-114	26-15-3
4	10/16	@ Atlanta	1-0	6-6	3-1-0	45	1/17	@ NY Islanders	3-1	137-115	27-15-3
5	10/18	@ Washington	4-3^	10-9	4-1-0	46	1/19	@ Nashville	3-1	140-116	28-15-3
6	10/22	Dallas	5-0	15-9	5-1-0	47	1/21	Montreal	5-2	145-118	29-15-3
7	10/24	Philadelphia	3-6	18-15	5-2-0	48	1/27	@ Ottawa	4-1	149-119	30-15-3
8	10/25	@ Philadelphia	2-3*	20-18	5-2-1	49	1/29	@ Boston	4-3*	153-122	31-15-3
9	10/29	Toronto	5-6^	25-24	5-2-2	50	1/30	Pittsburgh	4-3*	157-125	32-15-3
10	11/1	Atlanta	6-1	31-25	6-2-2	51	2/3	Washington	2-5	159-130	32-16-3
11	11/3	Buffalo	0-2	31-27	6-3-2	52	2/6	@ Atlanta	5-1	164-131	33-16-3
12	11/5	Tampa Bay	4-3^	35-30	7-3-2	53	2/7	Los Angeles	1-3	165-134	33-17-3
13	11/8	@ Detroit	1-3	36-33	7-4-2	54	2/9	NY Rangers	3-0	168-134	34-17-3
14	11/9	Edmonton	1-2	37-35	7-5-2	55	2/11	NY Islanders	4-2	172-136	35-17-3
15	11/12	NY Rangers	2-5	39-40	7-6-2	56	2/13	Boston	1-0	173-136	36-17-3
16	11/14	@ Washington	1-3	40-43	7-7-2	57	2/15	San Jose	6-5	179-141	37-17-3
17	11/15	Washington	6-5^	46-48	8-7-2	58	2/17	@ Florida	0-4	179-145	37-18-3
18	11/20	Florida	3-1	49-49	9-7-2	59	2/19	@ Tampa Bay	3-2^	182-147	38-18-3
19	11/21	NY Islanders	5-2	54-51	10-7-2	60	2/21	@ NY Islanders	0-4	182-151	38-19-3
20	11/23	@ Tampa Bay	7-3	61-54	11-7-2	61	2/26	Colorado	4-0	186-151	39-19-3
21	11/26	@ Florida	3-2*	64-56	12-7-2	62	2/28	Florida	7-2	193-153	40-19-3
22	11/29	@ Pittsburgh	1-4	65-60	12-8-2	63	3/1	Philadelphia	3-0	196-153	41-19-3
23	12/4	@ Philadelphia	3-2*	68-62	13-8-2	64	3/3	@ Toronto	3-2*	199-155	42-19-3
24	12/6	@ Montreal	2-1*	70-63	14-8-2	65	3/7	@ NY Islanders	3-7	202-162	42-20-3
25	12/10	Pittsburgh	4-1	74-64	15-8-2	66	3/10	Calgary	3-2	205-164	43-20-3
26	12/12	NY Rangers	8-5	82-69	16-8-2	67	3/12	Phoenix	5-2	210-166	44-20-3
27	12/13	Buffalo	2-4	84-73	16-9-2	68	3/14	@ Montreal	3-1	213-167	45-20-3
28	12/16	@ Toronto	2-3^	86-76	16-9-3	69	3/17	Chicago	3-2	216-169	46-20-3
29	12/17	@ Buffalo	5-3	91-79	17-9-3	70	3/18	@ Carolina	2-4	218-173	46-21-3
30	12/19	Ottawa	5-1	96-80	18-9-3	71	3/20	Minnesota	4-0	222-173	47-21-3
31	12/21	Philadelphia	3-2^	99-82	19-9-3	72	3/22	@ Boston	1-4	223-177	47-22-3
32	12/23	Boston	0-2	99-84	19-10-3	73	3/23	@ Philadelphia	2-4	225-181	47-23-3
33	12/26	Pittsburgh	0-1	99-85	19-11-3	74	3/27	@ Chicago	2-3*	227-184	47-23-4
34	12/27	@ NY Rangers	4-2	103-87	20-11-3	75	3/28	Carolina	1-2	228-186	47-24-4
35	12/30	@ St. Louis	4-3	107-90	21-11-3	76	3/30	@ NY Rangers	0-3	228-189	47-25-4
36	12/31	@ Dallas	2-4	109-94	21-12-3	77	4/1	@ Pittsburgh	1-6	229-195	47-26-4
37	1/2	Montreal	4-1	113-95	22-12-3	78	4/3	Tampa Bay	5-4*	234-199	48-26-4
38	1/4	Ottawa	4-3*	117-98	23-12-3	79	4/4	@ Buffalo	3-2	237-201	49-26-4
39	1/6	@ Carolina	2-3	119-101	23-13-3	80	4/7	Toronto	1-4	238-205	49-27-4
40	1/8	Atlanta	0-4	119-105	23-14-3	81	4/9	@ Ottawa	3-2^	241-207	50-27-4
41	1/10	@ Los Angeles	5-1	124-106	24-14-3	82	4/11	Carolina	3-2	244-209	51-27-4

\* Denotes overtime  
^ Denotes shootout

(48-27-7, 103 Pts., 1st Place, Atlantic Division)

**SCORING**

Player	GP	G	A	PTS	PIM	+/-	PP	GW	Player	GP	G	A	PTS	PIM	+/-	PP	GW	
Zach Parise	81	38	44	82	32	24	9	5	Mark Fraser	61	3	3	6	36	3	0	0	
Travis Zajac	82	25	42	67	24	22	6	4	Johnny Oduya	40	2	2	4	18	2	0	0	
Jamie Langenbrunner	81	19	42	61	44	6	6	4	Ilkka Pikkarainen	31	1	3	4	10	3	0	0	
Patrik Elias	58	19	29	48	40	18	3	4	Cory Murphy	12	2	1	3	2	2	0	0	
Brian Rolston	80	20	17	37	22	2	7	3	Anssi Salmela	9	1	2	3	0	5	0	0	
Andy Greene	78	6	31	37	14	9	4	4	Martin Skoula	19	0	3	3	4	7	0	0	
Niclas Bergfors	54	13	14	27	10	7	8	4	Martin Brodeur	77	0	3	3	6	-	0	0	
Ilya Kovalchuk	27	10	17	27	8	9	2	1	Matt Halischuk	20	1	2	2	2	4	0	0	
Dainiuis Zubrus	51	10	17	27	28	4	1	4	P.L. Letourneau-Leblond	27	0	2	2	48	4	0	0	
David Clarkson	46	11	13	24	85	3	3	2	Patrick Davis	8	1	0	1	0	2	0	0	
Rob Niedermayer	71	10	12	22	45	3	0	0	Tyler Eckford	3	0	1	1	4	E	0	0	
Mike Mottau	79	2	16	18	41	4	0	0	Nick Palmieri	6	0	1	1	0	E	0	0	
Dean McAmmond	62	8	9	17	40	1	1	2	Tim Sestito	9	0	1	1	2	2	0	0	
Bryce Salvador	79	4	10	14	57	8	0	2	Rob Davison	1	0	0	0	0	E	0	0	
Colin White	81	2	10	12	46	8	0	0	Ben Walter	2	0	0	0	2	E	0	0	
Paul Martin	22	2	9	11	2	10	1	0	Matthew Corrente	12	0	0	0	24	E	0	0	
Rod Pelley	63	2	8	10	40	4	0	0	Yann Danis	12	0	0	0	0	-	0	0	
Vladimir Zharkov	40	0	10	10	8	2	0	0	Andrew Peters	29	0	0	0	93	5	-	0	0
Jay Pandolfo	52	4	5	9	6	10	0	3										

**GOALTENDERS**

	GP	MIN	GA	EN	SO	AVG	W	L	OT	SA	SAV%
Yann Danis	12	467	16	1	0	2.06	3	2	1	207	.923
Martin Brodeur	77	4499	168	1	9	2.24	45	25	6	2004	.916

**RESULTS**

GM#	Date	Opponent	Score	GF-GA	Record	GM#	Date	Opponent	Score	GF-GA	Record
1	10/3	Philadelphia	2-5	2-5	0-1-0	42	1/8	Tampa Bay#	2-4	124-93	30-11-1
2	10/5	NY Rangers	2-3	4-8	0-2-0	43	1/9	@ Montreal	2-1*	126-94	31-11-1
3	10/8	@ Tampa Bay	4-3^	8-11	1-2-0	44	1/12	@ NY Rangers	1-0^	127-94	32-11-1
4	10/10	@ Florida	3-2	11-13	2-2-0	45	1/14	@ Phoenix	3-4	130-98	32-12-1
5	10/12	@ Washington	3-2^	14-15	3-2-0	46	1/16	@ Colorado	1-3	131-101	32-13-1
6	10/16	Atlanta	2-4	16-19	3-3-0	47	1/18	@ NY Islanders	0-4	131-105	32-14-1
7	10/17	Carolina	2-0	18-19	4-3-0	48	1/20	Florida	2-0	133-105	33-14-1
8	10/22	@ NY Rangers	4-2	22-21	5-3-0	49	1/23	Montreal	1-3	134-108	33-15-1
9	10/24	@ Pittsburgh	4-1	26-22	6-3-0	50	1/22	@ NY Islanders	4-2	138-110	34-15-1
10	10/28	Buffalo	1-4	27-26	6-4-0	51	1/26	@ Ottawa	0-3	138-113	34-16-1
11	10/29	@ Boston	2-1	29-27	7-4-0	52	1/27	@ Buffalo	1-2^	139-115	34-16-2
12	10/31	@ Tampa Bay	2-1^	31-28	8-4-0	53	1/29	Toronto	5-4*	144-119	35-16-2
13	11/4	Washington	3-2	34-30	9-4-0	54	1/31	Los Angeles	2-3	146-122	35-17-2
14	11/6	NY Islanders	2-1	36-31	10-4-0	55	2/2	@ Toronto	0-3	146-125	35-18-2
15	11/7	@ Ottawa	3-2	39-33	11-4-0	56	2/5	Toronto	4-3	150-128	36-18-2
16	11/11	Anaheim	3-1	42-34	12-4-0	57	2/6	@ NY Rangers	1-3	151-131	36-19-2
17	11/12	@ Pittsburgh	4-1	46-35	13-4-0	58	2/8	@ Philadelphia	2-3	153-134	36-20-2
18	11/14	Washington	5-2	51-37	14-4-0	59	2/10	Philadelphia	2-3*	155-137	36-20-3
19	11/16	@ Philadelphia	2-3	53-40	14-5-0	60	2/12	Nashville	5-2	160-139	37-20-3
20	11/19	@ Nashville	2-3^	55-43	14-5-1	61	2/13	@ Carolina	2-5	162-144	37-21-3
21	11/21	@ Dallas	3-5	58-48	14-6-1	62	3/2	@ San Jose	4-3	166-147	38-21-3
22	11/25	Ottawa	3-1	61-49	15-6-1	63	3/5	@ Calgary	3-5	169-152	38-22-3
23	11/27	@ Boston	2-1^	63-50	16-6-1	64	3/7	@ Edmonton	0-2	169-154	38-23-3
24	11/28	NY Islanders	6-1	69-51	17-6-1	65	3/10	NY Rangers	6-3	175-157	39-23-3
25	12/2	Vancouver	2-5	71-56	17-7-1	66	3/12	Pittsburgh	3-1	178-158	40-24-3
26	12/4	Tampa Bay	3-2	74-58	18-7-1	67	3/13	@ NY Islanders	2-4	180-162	40-24-3
27	12/5	Detroit	4-3^	78-61	19-7-1	68	3/15	Boston	3-2	183-164	41-24-3
28	12/7	@ Buffalo	3-0	81-61	20-7-1	69	3/17	Pittsburgh	5-2	188-166	42-24-3
29	12/9	Carolina	4-2	85-63	21-7-1	70	3/18	@ Toronto	1-2^	189-168	42-24-4
30	12/11	Florida	2-4	87-67	21-8-1	71	3/20	St. Louis	0-1	189-169	42-25-4
31	12/12	Philadelphia	4-1	91-68	22-8-1	72	3/23	Columbus	6-3	195-172	43-25-4
32	12/16	Montreal	2-1	93-69	23-8-1	73	3/25	NY Rangers	3-4^	198-176	43-25-5
33	12/18	Ottawa	4-2	97-71	24-8-1	74	3/27	@ Montreal	4-2	202-178	44-25-5
34	12/19	@ Atlanta	5-4	102-75	25-8-1	75	3/28	@ Philadelphia	1-5	203-183	44-26-5
35	12/21	@ Pittsburgh	4-0	106-75	26-8-1	76	3/30	Boston	0-1*	203-184	44-26-6
36	12/26	@ Washington	1-4	107-79	26-9-1	77	4/2	Chicago	1-2^	204-186	44-26-7
37	12/28	Atlanta	3-2	110-81	27-9-1	78	4/3	@ Carolina	4-0	208-186	45-26-7
38	12/30	Pittsburgh	2-0	112-81	28-9-1	79	4/6	@ Atlanta	3-0	211-186	46-26-7
39	12/31	@ Chicago	1-5	113-86	28-10-1	80	4/8	@ Florida	2-3	213-189	46-27-7
40	1/2	@ Minnesota	5-3	118-89	29-10-1	81	4/10	NY Islanders	7-1	220-190	47-27-7
41	1/5	Dallas	4-0	122-89	30-10-1	82	4/11	Buffalo	2-1	222-191	48-27-7

\* Denotes overtime  
 ^ Denotes shootout  
 # Postponed; completed 1/10

(38-39-5, 81 Pts., 4th Place, Atlantic Division)

SCORING

Player	GP	G	A	PTS	PIM	+/-	PP	GW	Player	GP	G	A	PTS	PIM	+/-	PP	GW	
Patrik Elias	81	21	41	62	16	4-	7	5	Colin White	69	0	6	6	48	2-	0	0	
Ilya Kovalchuk	81	31	29	60	28	26-	9	9	Matt Taormina	17	3	2	5	2	2-	1	0	
Jason Zajac	82	13	31	44	24	6-	2	1	Alexander Vasyunov	18	1	4	5	0	0	0	0	
Brian Rolston	65	14	20	34	34	6-	6	4	Vladimir Zharkov	38	2	2	4	2	3	0	0	
Dainius Zubrus	79	13	17	30	53	11-	1	2	Adam Mair	65	1	3	4	45	16-	0	0	
Jason Arnott	62	13	11	24	32	9-	2	0	Mark Fraser	26	0	2	2	29	2	0	0	
Andy Greene	82	4	19	23	22	23-	1	1	Tim Sestito	36	0	2	2	9	5-	0	0	
Mattias Tedenby	58	8	14	22	14	3	2	2	Martin Brodeur	56	0	2	2	2	2	0	0	
David Clarkson	82	12	6	18	116	20-	1	1	Brad Mills	4	1	0	1	5	1	0	0	
Nick Palmieri	43	9	8	17	6	9	1	2	Alexander Urbom	8	1	0	1	0	2-	0	1	
Henrik Tallinder	82	5	11	16	40	6-	0	2	David Steckel	18	1	0	1	2	3-	0	0	
Jamie Langenbrunner	31	4	10	14	16	15-	0	2	Johan Hedberg	34	0	1	1	4	4	0	0	
Mark Fayne	57	4	10	14	27	10	0	0	Adam Henrique	1	0	0	0	1	0	1	0	
Jacob Josefson	28	3	7	10	6	5	0	1	P.L. Letourneau-Leblond	2	0	0	0	0	21-	2-	0	
Rod Pelley	74	3	7	10	27	9-	1	0	Mike McKenna	2	0	0	0	0	0	0	0	
Anton Volchenkov	57	0	8	8	36	3	0	0	Tyler Eckford	4	0	0	0	0	1-	0	0	
Anssi Salmela	48	1	6	7	14	11-	0	1	Jay Leach	7	0	0	0	7	E	0	0	
Zach Parise	13	3	3	6	6	6	1-	0	1	Stephen Gionta	12	0	0	0	6	3-	0	0
Matthew Corrente	22	0	6	6	44	5-	0	0	0	Olivier Magnan	18	0	0	0	4	4-	0	0

GOALTENDERS

	GP	MIN	GA	EN	SO	AVG	W	L	OT	SA	SAV%
Johan Hedberg	34	1717	68	1	3	2.38	15	12	2	777	.912
Martin Brodeur	56	3116	127	5	6	2.45	23	26	3	1313	.903
Mike McKenna	2	118	6	0	0	3.05	0	1	0	56	.893

RESULTS

GM#	Date	Opponent	Score	GF-GA	Record	GM#	Date	Opponent	Score	GF-GA	Record
1	10/8	Dallas	3-4*	3-4	0-0-1	42	1/9	Tampa Bay	6-3	78-133	11-29-2
2	10/9	@ Washington	2-7	5-11	0-1-1	43	1/14	@ Tampa Bay	5-2	83-135	12-29-2
3	10/11	Pittsburgh	1-3	6-14	0-2-1	44	1/15	@ Florida	2-3*	85-138	12-29-3
4	10/13	@ Buffalo	1-0*	7-14	1-2-1	45	1/17	@ NY Islanders	5-2	90-140	13-29-3
5	10/15	Colorado	2-3	9-17	1-3-1	46	1/20	Pittsburgh	2-0	92-140	14-29-3
6	10/16	Boston	1-4	10-21	1-4-1	47	1/22	@ Philadelphia	3-1	95-141	15-29-3
7	10/21	@ Montreal	3-0	13-21	2-4-1	48	1/23	Florida	5-2	100-143	16-29-3
8	10/23	Buffalo	1-6	14-27	2-5-1	49	1/26	@ Detroit	1-3	101-146	16-30-3
9	10/24	@ NY Rangers	1-3	15-30	2-6-1	50	2/1	Ottawa	2-1	103-147	17-30-3
10	10/27	@ San Jose	2-5	17-35	2-7-1	51	2/3	@ NY Rangers	3-2	106-149	18-30-3
11	10/29	@ Anaheim	2-1	19-36	3-7-1	52	2/4	Florida	3-4*	109-153	18-30-4
12	10/30	@ Los Angeles	1-3	20-39	3-8-1	53	2/6	@ Montreal	4-1	113-154	19-30-4
13	11/1	@ Vancouver	0-3	20-42	3-9-1	54	2/8	Carolina	3-2*	116-156	20-30-4
14	11/3	@ Chicago	5-3	25-45	4-9-1	55	2/10	@ Toronto	2-1*	118-157	21-30-4
15	11/5	NY Rangers	0-3	25-48	4-10-1	56	2/11	San Jose	2-1	120-158	22-30-4
16	11/10	Buffalo	4-5^	29-53	4-10-2	57	2/16	Carolina	3-2	123-160	23-30-4
17	11/12	Edmonton	4-3*	33-56	5-10-2	58	2/18	NY Rangers	1-0	124-160	24-30-4
18	11/15	@ Boston	0-3	33-59	5-11-2	59	2/19	@ Carolina	4-1	128-161	25-30-4
19	11/18	@ Toronto	1-3	34-62	5-12-2	60	2/22	@ Dallas	1-0	129-161	26-30-4
20	11/20	@ St. Louis	2-3	36-65	5-13-2	61	2/25	@ Tampa Bay	1-2	130-163	26-31-4
21	11/22	Washington	5-0	41-65	6-13-2	62	2/27	@ Florida	2-1	132-164	27-31-4
22	11/24	Calgary	2-1^	43-66	7-13-2	63	3/2	Tampa Bay	2-1	134-165	28-31-4
23	11/26	@ NY Islanders	0-2	43-68	7-14-2	64	3/4	Pittsburgh	2-1*	136-166	29-31-4
24	11/27	Philadelphia	2-1^	45-69	8-14-2	65	3/6	@ NY Islanders	3-2^	139-168	30-31-4
25	12/2	Montreal	1-5	46-74	8-15-2	66	3/8	Ottawa	1-2	140-170	30-32-4
26	12/4	@ Philadelphia	3-5	49-79	8-16-2	67	3/11	@ Atlanta	3-2*	143-172	31-32-4
27	12/6	@ Pittsburgh	1-2	50-81	8-17-2	68	3/12	NY Islanders	3-2*	146-174	32-32-4
28	12/10	@ Ottawa	2-3	52-84	8-18-2	69	3/15	Atlanta	4-2	150-176	33-32-4
29	12/11	Detroit	1-4	53-88	8-19-2	70	3/17	@ Ottawa	1-3	151-179	33-33-4
30	12/15	Phoenix	3-0	56-88	9-19-2	71	3/18	Washington	0-3	151-182	33-34-4
31	12/17	Nashville	1-3	57-91	9-20-2	72	3/20	@ Columbus	3-0	154-182	34-34-4
32	12/18	@ Atlanta	1-7	58-98	9-21-2	73	3/22	@ Boston	1-4	155-186	34-35-4
33	12/21	@ Washington	1-5	59-103	9-22-2	74	3/25	@ Pittsburgh	0-1^	155-187	34-35-5
34	12/23	NY Islanders	1-5	60-108	9-23-2	75	3/26	@ Buffalo	0-2	155-189	34-36-5
35	12/26	Toronto	1-4	61-112	9-24-2	76	3/30	NY Islanders	3-2	158-191	35-36-5
36	12/29	NY Rangers	1-3	62-115	9-25-2	77	4/1	Philadelphia	4-2	162-193	36-36-5
37	12/31	Atlanta	3-1	65-116	10-25-2	78	4/2	Montreal	1-3	163-196	36-37-5
38	1/1	@ Carolina	3-6	68-122	10-26-2	79	4/5	@ Pittsburgh	2-4	165-200	36-38-5
39	1/4	Minnesota	1-2	69-124	10-27-2	80	4/6	Toronto	4-2	169-202	37-38-5
40	1/6	Philadelphia	2-4	71-128	10-28-2	81	4/9	@ NY Rangers	2-5	171-207	37-39-5
41	1/8	@ Philadelphia	1-2	72-130	10-29-2	82	4/10	Boston	3-2	174-209	38-39-5

\* Denotes overtime  
^ Denotes shootout

(48-28-6, 102 Pts., 4th Place, Atlantic Division)

**SCORING**

Player	GP	G	A	PTS	PIM	+/-	PP	GW	Player	GP	G	A	PTS	PIM	+/-	PP	GW
Ilya Kovalchuk	77	37	46	83	33	9-	10	5	Travis Zajac	15	2	4	6	4	3-	1	1
Patrik Elias	81	26	52	78	16	8-	8	3	Steve Bernier	32	1	5	6	16	6	0	0
Zach Parise	82	31	38	69	32	5-	7	3	Mattias Tedenby	43	1	5	6	16	15-	0	0
Adam Henrique	74	16	35	51	7	8	0	3	Henrik Tallinder	39	0	6	6	16	11-	0	0
David Clarkson	80	30	16	46	138	8-	8	7	Martin Brodeur	59	0	4	4	2	-	0	0
Petr Sykora	82	21	23	44	40	4	4	6	Peter Harrold	11	0	2	2	0	E	0	0
Dainius Zubrus	82	17	27	44	34	7	4	2	Stephen Gionta	1	1	0	1	0	1	0	1
Alexei Ponikarovsky	33	7	11	18	8	9	0	2	Alexander Urbom	5	1	0	1	9	1	0	0
Adam Larsson	65	2	16	18	20	7-	0	0	Brad Mills	27	0	1	1	32	10-	0	0
Mark Fayne	82	4	13	17	26	4-	0	1	Cam Janssen	48	0	1	1	75	8-	0	0
Andy Greene	56	1	15	16	16	3	0	0	Stephane Veilleux	1	0	0	0	0	E	0	0
Kurtis Foster	28	3	9	12	23	9-	2	0	Mark Fraser	4	0	0	0	14	2-	0	0
Anton Volchenkov	72	2	9	11	34	3	0	1	Vladimir Zharkov	4	0	0	0	0	2-	0	0
Jacob Josefson	41	2	7	9	6	10	0	0	Rod Pelley	7	0	0	0	7	E	0	0
Bryce Salvador	82	0	9	9	66	18	0	0	Steve Zalewski	7	0	0	0	0	2-	0	0
Ryan Carter	65	4	4	8	84	12-	0	0	Tim Sestito	18	0	0	0	7	5-	0	0
Marek Zidlicky	22	2	6	8	10	E	2	1	Johan Hedberg	27	0	0	0	2	-	0	0
Nick Palmieri	29	4	3	7	12	7-	0	0	Eric Boulton	51	0	0	0	115	12-	0	0
Matt Taormina	30	1	6	7	4	6	0	0									

**GOALTENDERS**

	GP	MIN	GA	EN	SO	AVG	W	L	OT	SA	SAV%
Johan Hedberg	27	1591	59	3	4	2.23	17	7	2	718	.918
Martin Brodeur	59	3392	136	7	3	2.41	31	21	4	1472	.908

**RESULTS**

GM#	Date	Opponent	Score	GF-GA	Record	GM#	Date	Opponent	Score	GF-GA	Record
1	10/8	Philadelphia	0-3	0-3	0-1-0	42	1/10	@ Calgary	3-6	117-123	23-17-2
2	10/10	Carolina	4-2	4-5	1-1-0	43	1/11	@ Edmonton	2-1*	119-124	24-17-2
3	10/13	Los Angeles	2-1^	6-6	2-1-0	44	1/14	@ Winnipeg	2-1	121-125	25-17-2
4	10/15	@ Nashville	3-2^	9-8	3-1-0	45	1/17	Winnipeg	5-1	126-126	26-17-2
5	10/21	San Jose	3-4^	12-12	3-1-1	46	1/19	Boston	1-4	127-130	26-18-2
6	10/22	@ Pittsburgh	1-4	13-16	3-2-1	47	1/21	Philadelphia	1-4	128-134	26-19-2
7	10/25	@ Los Angeles	3-0	16-16	4-2-1	48	1/24	Buffalo	1-2^	129-136	26-19-3
8	10/27	@ Phoenix	3-5	19-21	4-3-1	49	1/31	NY Rangers	4-3^	133-139	27-19-3
9	10/29	@ Dallas	1-3	20-24	4-4-1	50	2/2	Montreal	5-3	138-142	28-19-3
10	11/2	Toronto	3-5	23-29	4-5-1	51	2/4	@ Philadelphia	6-4	144-146	29-19-3
11	11/3	@ Philadelphia	4-3^	27-32	5-5-1	52	2/5	Pittsburgh	5-2	149-148	30-19-3
12	11/5	Winnipeg	3-2*	30-34	6-5-1	53	2/7	@ NY Rangers	1-0	150-148	31-19-3
13	11/8	Carolina	3-2	33-36	7-5-1	54	2/9	St. Louis	3-4^	153-152	31-19-4
14	11/11	Washington	1-3	34-39	7-6-1	55	2/11	Florida	1-3	154-155	31-20-4
15	11/12	@ Washington	3-2^	37-41	8-6-1	56	2/14	@ Buffalo	4-1	158-156	32-20-4
16	11/15	@ Boston	3-4	40-45	8-7-1	57	2/17	Anaheim	3-2^	161-158	33-20-4
17	11/16	@ Buffalo	5-3	45-48	9-7-1	58	2/19	@ Montreal	3-1	164-159	34-20-4
18	11/19	@ Tampa Bay	4-2	49-50	10-7-1	59	2/21	@ Toronto	4-3*	168-162	35-20-4
19	11/21	@ Florida	3-4	52-54	10-8-1	60	2/24	Vancouver	1-2	169-164	35-21-4
20	11/23	Columbus	2-1^	54-55	11-8-1	61	2/26	Tampa Bay	3-4	172-168	35-22-4
21	11/25	@ NY Islanders	1-0	55-55	12-8-1	62	2/27	@ NY Rangers	0-2	172-170	35-23-4
22	11/26	NY Islanders	2-3	57-58	12-9-1	63	3/1	@ Boston	3-4*	175-174	35-23-5
23	11/30	@ Colorado	1-6	58-64	12-10-1	64	3/2	@ Washington	5-0	180-174	36-23-5
24	12/2	@ Minnesota	2-4	60-68	12-11-1	65	3/4	@ NY Islanders	0-1	180-175	36-24-5
25	12/3	@ Winnipeg	2-4	62-72	12-12-1	66	3/6	NY Rangers	4-1	184-176	37-24-5
26	12/6	@ Toronto	3-2*	65-74	13-12-1	67	3/8	NY Islanders	5-1	189-177	38-24-5
27	12/8	Ottawa	5-4^	70-78	14-12-1	68	3/10	@ NY Islanders	2-1	191-178	39-24-5
28	12/10	Montreal	1-2	71-80	14-13-1	69	3/11	Philadelphia	4-1	195-179	40-24-5
29	12/12	@ Tampa Bay	5-4	76-84	15-13-1	70	3/13	@ Philadelphia	0-3	195-182	40-25-5
30	12/13	@ Florida	3-2^	79-86	16-13-1	71	3/15	Colorado	1-0^	196-182	41-25-5
31	12/16	Dallas	6-3	85-89	17-13-1	72	3/17	Pittsburgh	2-5	198-187	41-26-5
32	12/17	@ Montreal	5-3	90-92	18-13-1	73	3/19	@ NY Rangers	2-4	200-191	41-27-5
33	12/20	NY Rangers	1-4	91-96	18-14-1	74	3/20	@ Ottawa	1-0	201-191	42-27-5
34	12/23	Washington	4-3^	95-99	19-14-1	75	3/23	Toronto	3-4^	204-195	42-27-6
35	12/26	@ Carolina	2-4	97-103	19-15-1	76	3/25	@ Pittsburgh	2-5	206-200	42-28-6
36	12/28	Buffalo	3-1	100-104	20-15-1	77	3/27	Chicago	2-1^	208-201	43-28-6
37	12/31	Pittsburgh	3-1	103-105	21-15-1	78	3/29	Tampa Bay	6-4	214-205	44-28-6
38	1/2	@ Ottawa	2-3*	105-108	21-15-2	79	3/31	@ Carolina	5-0	219-205	45-28-6
39	1/4	Boston	1-6	106-114	21-16-2	80	4/3	NY Islanders	3-1	222-206	46-28-6
40	1/6	Florida	5-2	111-116	22-16-2	81	4/5	@ Detroit	2-1	224-207	47-28-6
41	1/7	@ Pittsburgh	3-1	114-117	23-16-2	82	4/7	Ottawa	4-2	228-209	48-28-6

\* Denotes overtime  
^ Denotes shootout

(19-19-10, 48 Pts., 5th Place, Atlantic Division)

**SCORING**

Player	GP	G	A	PTS	PIM	+/-	PP	GW	Player	GP	G	A	PTS	PIM	+/-	PP	GW
Patrik Elias	48	14	22	36	22	5	5	0	Henrik Tallinder	25	1	3	4	10	E	0	0
Ilya Kovalchuk	37	11	20	31	18	6	-2	5	Stefan Matteau	17	1	2	3	6	1	0	0
David Clarkson	48	15	9	24	78	6	-6	5	Jacob Josefson	22	1	2	3	2	10	0	0
Travis Zajac	48	7	13	20	22	5	-1	1	Martin Brodeur	29	1	2	3	0	-	1	0
Marek Zidlicky	48	4	15	19	38	12	-1	0	Bobby Butler	14	1	1	2	0	6	-1	0
Adam Henrique	42	11	5	16	16	3	-3	2	Bryce Salvador	39	0	2	2	22	12	-	0
Andy Greene	48	4	12	16	20	12	-2	1	Tom Kostopoulos	15	1	0	1	18	E	0	0
Steve Bernier	47	8	7	15	17	7	-2	1	Matt Anderson	2	0	1	1	0	1	0	0
Ryan Carter	44	6	9	15	31	2	-0	0	Mattias Tedenby	4	0	1	1	2	E	0	0
Stephen Gionta	48	4	10	14	14	2	0	0	Johan Hedberg	19	0	1	1	4	-	0	0
Andrei Loktionov	28	8	4	12	4	2	-1	0	Eric Gelinas	1	0	0	0	0	1	-	0
Dainius Zubrus	22	2	7	9	12	3	-0	0	Alexander Urbom	1	0	0	0	0	1	-	0
Alexei Ponikarovsky	30	2	5	7	8	1	0	0	Jeff Frazee	1	0	0	0	0	-	0	0
Mark Fayne	31	1	5	6	16	6	0	0	Keith Kinkaid	1	0	0	0	0	-	0	0
Adam Larsson	37	0	6	6	12	4	0	0	Cam Janssen	4	0	0	0	2	1	-	0
Steve Sullivan	9	2	3	5	4	4	-2	1	Harri Pensonen	4	0	0	0	2	1	-	0
Peter Harrold	23	2	3	5	6	8	-1	0	Tim Sesito	6	0	0	0	2	1	0	0
Anton Volchenkov	37	1	4	5	37	1	-0	0	Krys Barch	22	0	0	0	44	1	0	0
Matt D'Agostini	13	2	2	4	6	1	-0	0									

**GOALTENDERS**

	GP	MIN	GA	EN	SO	AVG	W	L	OT	SA	SAV%
Jeff Frazee	1	19	0	1	0	0.00	0	0	0	3	1.000
Martin Brodeur	29	1757	65	2	2	2.22	13	9	7	654	.901
Keith Kinkaid	1	26	1	1	0	2.31	0	0	0	13	.923
Johan Hedberg	19	1108	51	1	1	2.76	6	10	3	435	.883

**RESULTS**

GM#	Date	Opponent	Score	GF-GA	Record	GM#	Date	Opponent	Score	GF-GA	Record
1	1/19	@ NY Islanders	2-1	2-1	1-0-0	25	3/9	@ Carolina	3-6	62-73	11-9-5
2	1/22	Philadelphia	3-0	5-1	2-0-0	26	3/10	Winnipeg	3-2 <sup>A</sup>	65-75	12-9-5
3	1/25	Washington	3-2*	8-3	3-0-0	27	3/13	Philadelphia	5-2	70-77	13-9-5
4	1/27	@ Montreal	3-4*	11-7	3-0-1	28	3/15	@ Philadelphia	1-2 <sup>A</sup>	71-79	13-9-6
5	1/29	@ Boston	1-2 <sup>A</sup>	12-9	3-0-2	29	3/16	Montreal	1-2	72-81	13-10-6
6	1/31	NY Islanders	4-5*	16-14	3-0-3	30	3/19	NY Rangers	2-3	74-84	13-11-6
7	2/2	@ Pittsburgh	1-5	17-19	3-1-3	31	3/21	@ Carolina	4-1	78-85	14-11-6
8	2/3	@ NY Islanders	3-0	20-19	4-1-3	32	3/23	Florida	2-1	80-86	15-11-6
9	2/5	NY Rangers	3-1	23-20	5-1-3	33	3/25	@ Ottawa	2-3 <sup>A</sup>	82-89	15-11-7
10	2/7	Tampa Bay	4-2	27-22	6-1-3	34	3/29	@ Tampa Bay	4-5 <sup>A</sup>	86-94	15-11-8
11	2/9	Pittsburgh	3-1	30-23	7-1-3	35	3/30	@ Florida	2-3*	88-97	15-11-9
12	2/10	@ Pittsburgh	3-1	33-24	8-1-3	36	4/1	NY Islanders	1-3	89-100	15-12-9
13	2/12	Carolina	2-4	35-28	8-2-3	37	4/4	@ Boston	0-1	89-101	15-13-9
14	2/15	Philadelphia	5-3	40-31	9-2-3	38	4/6	Toronto	1-2	90-103	15-14-9
15	2/16	@ NY Islanders	1-5	41-36	9-3-3	39	4/7	@ Buffalo	2-3 <sup>A</sup>	92-106	15-14-10
16	2/18	Ottawa	1-2 <sup>A</sup>	42-38	9-3-4	40	4/10	Boston	4-5	96-111	15-15-10
17	2/21	@ Washington	3-2	45-40	10-3-4	41	4/12	Ottawa	0-2	96-113	15-16-10
18	2/23	@ Washington	1-5	46-45	10-4-4	42	4/15	@ Toronto	0-2	96-115	15-17-10
19	2/24	Winnipeg	2-4	48-49	10-5-4	43	4/18	@ Philadelphia	3-0	99-115	16-17-10
20	2/28	@ Winnipeg	1-3	49-52	10-6-4	44	4/20	Florida	6-2	105-117	17-17-10
21	3/2	@ Buffalo	3-4 <sup>A</sup>	52-56	10-6-5	45	4/21	@ NY Rangers	1-4	106-121	17-18-10
22	3/4	@ Toronto	2-4	54-60	10-7-5	46	4/23	Montreal	3-2	109-123	18-18-10
23	3/5	Tampa Bay	2-5	56-65	10-8-5	47	4/25	Pittsburgh	3-2	112-125	19-18-10
24	3/7	Buffalo	3-2 <sup>A</sup>	59-67	11-8-5	48	4/27	@ NY Rangers	0-4	112-129	19-19-10

\* Denotes overtime  
<sup>A</sup> Denotes shootout

**2015-16 HOCKEY CHAMPIONS**

NHL	Pittsburgh Penguins	AHC	RIT Tigers
AHL	Lake Erie Monsters	Big 10	Michigan Wolverines
ECHL	Allen Americans	NCHC	St. Cloud State Huskies
SPHL	Pensacola Ice Flyers	IIHF WC-A	Canada
BCHL	West Kelowna Warriors	IIHF WJC-A	Finland
Memorial Cup	London Knights	IIHF Under-18	Finland
OHL	London Knights	IIHF WWC	United States
QMJHL	Rouyn-Noranda Huskies	NWHL	Boston Pride
WHL	Brandon Wheat Kings	Czech Republic	HC Liberec
USHL	Tri-City Storm	Finland	Tappara Tampere
NAHL	Fairbanks Ice Dogs	Germany	EHC München
NCAA	North Dakota Fighting Hawks	Russia	Metallurg Magnitogorsk
HC	Northeastern Huskies	Slovakia	HK Nitra
ECAC	Quinnipiac Bobcats	Sweden	Frölunda HC
WCHA	Ferris State Bulldogs	Switzerland	SC Bern

(35-29-18, 88 Pts., 6th Place, Metropolitan Division)

**SCORING**

Player	GP	G	A	PTS	PIM	+/-	PP	GW	Player	GP	G	A	PTS	PIM	+/-	PP	GW
Jaromir Jagr	82	24	43	67	46	16	5	6	Ryan Carter	62	7	3	10	35	6-	0	2
Patrik Elias	65	18	35	53	30	4-	4	1	Tuomo Ruutu	19	3	5	8	10	1	1	1
Travis Zajac	80	18	30	48	28	3	3	3	Anton Volchenkov	56	0	8	8	20	3	0	0
Adam Henrique	77	25	18	43	20	3	7	4	Reid Boucher	23	2	5	7	4	2	0	0
Marek Zidlicky	81	12	30	42	60	3-	8	2	Bryce Salvador	40	1	3	4	29	2	0	0
Michael Ryder	82	18	16	34	18	6-	4	2	Peter Harrod	33	0	4	4	14	2-	0	0
Andy Greene	82	8	24	32	32	3	3	3	Cam Janssen	24	3	0	3	22	3	0	0
Eric Gelinas	60	7	22	29	22	3-	5	2	Adam Larsson	26	1	2	3	12	1-	0	1
Dainius Zubrus	82	13	13	26	46	1	0	1	Jacob Josefson	27	1	2	3	4	E	0	0
Ryane Clowe	43	7	19	26	33	10-	3	1	Tim Sestito	16	0	3	3	2	1	0	0
Damien Brunner	60	11	14	25	26	11-	4	1	Martin Brodeur	39	0	3	3	2	-	0	0
Andrei Loktionov	48	4	8	12	12	2	0	1	Rostislav Olesz	10	0	2	2	0	1-	0	0
Steve Bernier	78	3	9	12	33	15-	0	1	Mattias Tedenby	15	1	0	1	10	8-	0	0
Stephen Gionta	66	4	7	11	18	8-	0	1	Joe Whitney	1	0	0	0	0	E	0	0
Mark Fayne	72	4	7	11	30	5-	0	0	Mike Sisko	14	0	0	0	0	1-	0	0
Jon Merrill	52	2	9	11	12	3-	0	2	Cory Schneider	45	0	0	0	4	-	0	0

**GOALTENDERS**

	GP	MIN	GA	EN	SO	AVG	W	L	OT	SA	SAV%
Cory Schneider	45	2680	88	8	3	1.97	16	15	12	1107	.921
Martin Brodeur	39	2297	96	3	3	2.51	19	14	6	971	.901

**RESULTS**

GM#	Date	Opponent	Score	GF-GA	Record	GM#	Date	Opponent	Score	GF-GA	Record
1	10/3	@ Pittsburgh	0-3	0-3	0-1-0	42	1/3	Chicago	3-5	100-108	17-17-8
2	10/4	NY Islanders	3-4^	3-7	0-1-1	43	1/4	@ Buffalo	1-2	101-110	17-18-8
3	10/7	@ Edmonton	4-5^	7-12	0-1-2	44	1/7	Philadelphia	2-3*	103-113	17-18-9
4	10/8	@ Vancouver	2-3*	9-15	0-1-3	45	1/8	Dallas	1-0	104-113	18-18-9
5	10/11	@ Calgary	2-3	11-18	0-2-3	46	1/11	Florida	2-1*	106-114	19-18-9
6	10/13	@ Winnipeg	0-3	11-21	0-3-3	47	1/12	@ Toronto	2-3^	108-117	19-18-10
7	10/17	@ Ottawa	2-5	13-26	0-4-3	48	1/14	@ Montreal	4-1	112-118	20-18-10
8	10/19	NY Rangers	4-0	17-26	1-4-3	49	1/16	@ Colorado	1-2^	113-120	20-19-11
9	10/22	@ Columbus	1-4	18-30	1-5-3	50	1/18	@ Phoenix	2-3	115-123	20-18-11
10	10/24	Vancouver	2-3^	20-33	1-5-4	51	1/21	St. Louis	7-1	122-124	21-19-11
11	10/26	@ Boston	4-3	24-36	2-5-4	52	1/24	Washington	2-1	124-125	22-19-11
12	10/29	Tampa Bay	2-1	26-37	3-5-4	53	1/26	NY Rangers#	3-7	127-132	22-20-11
13	11/2	Philadelphia	0-1	26-38	3-6-4	54	1/28	@ St. Louis	0-3	127-135	22-21-11
14	11/3	@ Minnesota	0-4	26-42	3-7-4	55	1/30	@ Dallas	3-2*	130-137	23-21-11
15	11/7	@ Philadelphia	3-0	29-42	4-7-4	56	1/31	@ Nashville	2-3*	132-140	23-21-12
16	11/8	@ Toronto	1-2^	30-44	4-7-5	57	2/3	Colorado	1-2*	133-142	23-21-13
17	11/10	Nashville	5-0	35-44	5-7-5	58	2/7	Edmonton	2-1*	135-143	24-21-13
18	11/12	@ NY Rangers	3-2	38-46	6-7-5	59	2/8	@ Washington	0-3	135-146	24-22-13
19	11/15	Los Angeles	0-2	38-48	6-8-5	60	2/27	Columbus	5-2	140-148	25-22-13
20	11/16	Pittsburgh	4-1	42-49	7-8-5	61	3/1	@ NY Islanders	6-1	146-149	26-22-13
21	11/20	@ Anaheim	4-3*	46-52	8-8-5	62	3/2	San Jose	2-4	148-153	26-23-13
22	11/21	@ Los Angeles	2-1*	48-53	9-8-5	63	3/4	Detroit	4-3	152-156	27-23-13
23	11/23	@ San Jose	1-2	49-55	9-9-5	64	3/7	@ Detroit	4-7	156-163	27-24-13
24	11/25	Winnipeg	1-3	50-58	9-10-5	65	3/8	Carolina	5-4	161-167	28-24-13
25	11/27	Carolina	3-4	53-62	9-11-5	66	3/11	@ Philadelphia	2-1	163-168	29-24-13
26	11/29	@ Carolina	5-2	58-64	10-11-5	67	3/14	@ Florida	3-5	166-173	29-25-13
27	11/30	Buffalo	1-0*	59-64	11-11-5	68	3/15	@ Tampa Bay	0-3	166-176	29-26-13
28	12/2	@ Montreal	2-3	61-67	11-12-5	69	3/18	Boston	2-4	168-180	29-27-13
29	12/4	Montreal	3-4^	64-71	11-12-6	70	3/20	Minnesota	4-3*	172-183	30-27-13
30	12/6	Detroit	1-3	65-74	11-13-6	71	3/22	NY Rangers	0-2	172-185	30-28-13
31	12/7	@ NY Rangers	4-3*	69-77	12-13-6	72	3/23	Toronto	3-2	175-187	31-28-13
32	12/10	@ Columbus	4-5	73-82	12-14-6	73	3/27	Phoenix	2-3^	177-190	31-28-14
33	12/13	@ Pittsburgh	2-3	75-85	12-15-6	74	3/29	@ NY Islanders	1-2^	178-192	31-28-15
34	12/14	Tampa Bay	3-0	78-85	13-15-6	75	3/31	Florida	6-3	184-195	32-28-15
35	12/18	Ottawa	5-2	83-87	14-15-6	76	4/1	@ Buffalo	2-3^	186-198	32-28-16
36	12/20	Anaheim	2-3*	85-90	14-15-7	77	4/4	Washington	2-1	188-199	33-28-16
37	12/21	@ Washington	5-4*	90-94	15-15-7	78	4/5	@ Carolina	3-1	191-200	34-28-16
38	12/23	@ Chicago	2-5	92-99	15-16-7	79	4/7	Calgary	0-1	191-201	34-29-16
39	12/27	Columbus	1-2^	93-101	15-16-8	80	4/10	@ Ottawa	1-2^	192-203	34-29-17
40	12/28	@ NY Islanders	2-1	95-102	16-16-8	81	4/11	NY Islanders	2-3^	194-206	34-29-18
41	12/31	Pittsburgh	2-1	97-103	17-16-8	82	4/13	Boston	3-2	197-208	35-29-18

\* Denotes overtime

^ Denotes shootout

# At Yankee Stadium, Bronx, NY.

(32-36-14, 78 Pts., 7th Place, Metropolitan Division)

SCORING

Player	GP	G	A	PTS	PIM	+/-	PP	GW	Player	GP	G	A	PTS	PIM	+/-	PP	GW
Adam Henrique	75	16	27	43	34	6-	5	3	Jacob Josefson	62	6	5	11	24	E	0	1
Michael Cammalleri	68	27	15	42	28	2	9	8	Dainius Zubrus	74	4	6	10	42	9-	0	1
Patrik Elias	69	13	21	34	12	20-	5	1	Damien Brunner	17	2	5	7	8	1-	0	0
Scott Gomez	58	7	27	34	23	10-	0	1	Peter Harrod	43	3	2	5	4	10-	0	0
Steve Bernier	67	16	16	32	28	2	4	2	Ryane Clowe	13	1	3	4	4	1-	0	0
Jaromir Jagr	57	11	18	29	42	10-	2	3	Mark Fraser	34	0	4	4	55	2	0	0
Travis Zajac	74	11	14	25	29	3-	4	0	Bryce Salvador	15	0	2	2	20	5-	0	0
Adam Larsson	64	3	21	24	34	2	0	1	Tim Sestito	15	0	2	2	33	1-	0	0
Marek Zidlicky	63	4	19	23	42	7-	3	0	Seth Helgeson	22	0	2	2	18	4	0	0
Andy Greene	82	3	19	22	20	1	0	1	Cory Schneider	69	0	2	2	0	-	0	0
Michael Ryder	47	6	13	19	30	1-	0	0	Reid Boucher	11	1	0	1	0	4-	0	0
Eric Gelinas	61	6	13	19	42	2-	3	2	Stefan Matteau	7	1	0	1	4	E	0	0
Damon Severson	51	5	12	17	22	13-	0	0	Joe Whitney	4	1	0	1	0	1-	0	0
Jordin Tootoo	68	10	5	15	72	1	1	1	Mike Siso	10	0	1	1	2	2-	0	0
Martin Havlat	40	5	9	14	10	11-	3	1	Keith Kinkaid	19	0	0	0	0	-	0	0
Jon Merrill	66	2	12	14	24	14-	2	0	Raman Hrabarenka	1	0	0	0	0	0	1	0
Tuomo Ruutu	77	7	6	13	28	3-	0	0	Scott Clemmensen	3	0	0	0	0	-	0	0
Stephen Gionta	61	5	8	13	12	4	0	1									

GOALTENDERS

	GP	MIN	GA	EN	SO	AVG	W	L	OT	SA	SAV%
Cory Schneider	69	3924	140	12	5	2.26	26	31	9	1982	.925
Keith Kinkaid	19	925	40	1	0	2.59	6	5	4	469	.915
Scott Clemmensen	3	102	8	0	0	4.71	0	0	1	54	.852

RESULTS

GM#	Date	Opponent	Score	GF-GA	Record	GM#	Date	Opponent	Score	GF-GA	Record
1	10/9	@ Philadelphia	6-4	6-4	1-0-0	42	1/6	Buffalo	4-1	94-118	15-20-7
2	10/11	@ Florida	5-1	11-5	2-0-0	43	1/8	@ Boston	0-3	94-121	15-21-7
3	10/14	@ Tampa Bay	2-1	13-6	3-0-0	44	1/9	NY Islanders	2-3*	96-124	15-21-8
4	10/16	@ Washington	2-6	15-12	3-1-0	45	1/14	@ Los Angeles	5-3	11-127	16-21-8
5	10/18	San Jose	2-4	17-16	3-2-0	46	1/16	@ Anaheim	1-5	12-133	16-22-8
6	10/21	NY Rangers	3-4*	20-20	3-2-1	47	1/19	@ San Jose	5-2	17-135	17-22-8
7	10/24	Dallas	2-3^	22-23	3-2-2	48	1/28	Toronto	2-1^	19-136	18-22-8
8	10/25	@ Ottawa	3-2*	25-25	4-2-2	49	1/30	Pittsburgh	1-2*	110-138	18-22-9
9	10/28	@ Pittsburgh	3-8	28-33	4-3-2	50	1/31	Florida	3-1	113-139	19-22-9
10	10/30	Winnipeg	2-1^	30-34	5-3-2	51	2/3	Ottawa	2-1	115-140	20-22-9
11	11/1	Columbus	3-2	33-36	6-3-2	52	2/6	Toronto	4-1	119-141	21-22-9
12	11/4	St. Louis	0-1	33-37	6-4-2	53	2/7	@ Montreal	2-6	121-147	21-23-9
13	11/6	@ St. Louis	3-4	36-41	6-5-2	54	2/9	Edmonton	1-2	122-149	21-24-9
14	11/7	@ Detroit	2-4	38-45	6-6-2	55	2/13	@ Chicago	1-3	123-152	21-25-9
15	11/10	@ Boston	2-4	40-49	6-7-2	56	2/14	@ Nashville	1-3	124-155	21-26-9
16	11/11	Minnesota	3-1	43-50	7-7-2	57	2/17	Buffalo	2-1^	126-156	22-26-9
17	11/14	@ Washington	1-0	44-50	8-7-2	58	2/20	Vancouver	4-2	130-158	23-26-9
18	11/15	Colorado	2-3	46-53	8-8-2	59	2/21	Carolina	3-1	133-160	24-26-9
19	11/18	@ Winnipeg	1-3	47-56	8-9-2	60	2/23	Arizona	3-0	136-160	25-26-9
20	11/21	@ Edmonton	2-0	49-56	9-9-2	61	2/25	Calgary	1-3	137-163	25-27-9
21	11/22	@ Calgary	4-5^	53-61	9-9-3	62	2/27	Boston	2-3*	139-166	25-27-10
22	11/25	@ Vancouver	0-2	53-63	9-10-3	63	2/28	@ Columbus	2-0	141-166	26-27-10
23	11/28	Detroit	4-5^	57-68	9-10-4	64	3/3	Nashville	3-1	144-167	27-27-10
24	11/29	@ NY Islanders	1-3	58-71	9-11-4	65	3/6	Columbus	2-3	146-170	27-28-10
25	12/2	@ Pittsburgh	0-1	58-72	9-12-4	66	3/8	Philadelphia	5-2	151-172	28-28-10
26	12/4	@ Toronto	5-3	63-75	10-12-4	67	3/10	@ Minnesota	2-6	153-178	28-29-10
27	12/6	Washington	1-4	64-79	10-13-4	68	3/12	@ Colorado	1-2^	154-180	28-29-11
28	12/8	@ Carolina	2-1	66-80	11-13-4	69	3/14	@ Arizona	4-1	159-181	29-29-11
29	12/9	Chicago	2-3^	68-83	11-13-5	70	3/17	Pittsburgh	2-0	161-181	30-29-11
30	12/11	@ Philadelphia	1-4	69-87	11-14-5	71	3/20	@ Buffalo	3-1	164-182	31-29-11
31	12/13	@ Dallas	3-4	72-91	11-15-5	72	3/21	NY Islanders	0-3	164-185	31-30-11
32	12/15	@ NY Islanders	2-3^	74-94	11-15-6	73	3/23	Los Angeles	1-3	165-188	31-31-11
33	12/17	Ottawa	0-2	74-96	11-16-6	74	3/26	@ Washington	2-3*	167-191	31-31-12
34	12/19	Tampa Bay	3-2^	77-98	12-16-6	75	3/28	@ Carolina	1-3	168-194	31-32-12
35	12/20	Washington	0-4	77-112	12-17-6	76	3/29	Anaheim	1-2	169-196	31-33-12
36	12/23	Carolina	1-2^	78-14	12-17-7	77	3/31	@ Columbus	2-3*	171-199	31-33-13
37	12/27	@ NY Rangers	1-3	79-17	12-18-7	78	4/3	Montreal	3-2^	174-21	32-33-13
38	12/29	Pittsburgh	3-1	82-18	13-18-7	79	4/4	@ NY Rangers	1-6	175-27	32-34-13
39	12/31	@ Detroit	1-3	83-111	13-19-7	80	4/7	NY Rangers	2-4	177-211	32-35-13
40	1/2	Montreal	2-4	85-115	13-20-7	81	4/9	@ Tampa Bay	3-4*	180-215	32-35-14
41	1/3	Philadelphia	5-2	90-117	14-20-7	82	4/11	@ Florida	2-3	182-218	32-36-14

\* Denotes overtime  
^ Denotes shootout

## DEVILS' ALL-STAR GAME REPRESENTATIVES

YEAR	HOST SITE	PLAYER	G (MINS)	A (GA)	PTS (GAA/SV%)	PIM (RESULT)
1983	NY Islanders	Hector Marini	0	1	1	0
1984	New Jersey	Joe Cirella	1	1	2	0
		Glenn Resch	31	3	5.81	W
1985	Calgary	Kirk Muller	0	1	1	0
		Phil Russell	0	0	0	2
1986	Hartford	Kirk Muller	0	0	0	0
1987	Quebec	Kirk Muller (1)	0	0	0	0
	(Rendez-Vous)	Kirk Muller (2)	0	0	0	2
1988	St. Louis	Kirk Muller	0	0	0	0
1989	Edmonton	Sean Burke*	30	3	6.00	-
		John MacLean	0	0	0	0
1990	Pittsburgh	Kirk Muller	2	1	3	0
1991	Chicago	John MacLean	1	0	1	0
1992	Philadelphia	Scott Stevens	1	0	1	0
1993	Montreal	Craig Billington	20	4	12.00	-
		Scott Stevens	0	2	2	0
1994	NY Rangers	Scott Stevens	1	1	2	0
1996	Boston	Martin Brodeur*	20	0	0.00	-
		Scott Stevens*	0	0	0	0
1997	San Jose	Martin Brodeur	20	4	12.00	W
		Scott Stevens	0	2	2	0
1998	Vancouver	Martin Brodeur	20	2	6.00	W
		Bobby Holik	0	0	0	0
		Scott Niedermayer	1	0	1	0
		Scott Stevens	0	0	0	0
1999	Tampa Bay	Martin Brodeur*	20	1	3.00	-
		Bobby Holik	0	1	1	0
		Scott Stevens	0	0	0	0
2000	Toronto	Martin Brodeur	20	2	6.00	L
		Patrik Elias	0	2	2	0
		Scott Gomez	0	0	0	0
		Scott Stevens	0	0	0	0
2001	Colorado	Martin Brodeur	20	5	15.00	W
		Scott Niedermayer	0	0	0	0
		Scott Stevens	0	2	2	0
2002	Los Angeles	Patrik Elias	0	1	1	0
		Brian Rafalski			Injured, did not play	
2003	Florida	Martin Brodeur	20	1	3.00	-
		Scott Stevens	0	0	0	0
2004	Minnesota	Martin Brodeur*	20	1	3.00	-
		Scott Niedermayer (C)	0	1	1	0
		Brian Rafalski	0	0	0	0
		Scott Stevens* (C)			Injured, did not play	
	YoungStars	Paul Martin	0	1	1	0
2006	Olympics	No game				
2007	Dallas	Martin Brodeur	20	6	18.00	-
		Brian Rafalski	0	2	2	0
	YoungStars	Zach Parise	2	4	6	0
2008	Atlanta	Martin Brodeur*			Unable to participate	
	YoungStars	David Clarkson	1	0	1	0
2009	Montreal	Zach Parise	1	0	1	0
2010	Olympics	No game				
2011	Carolina	Patrik Elias	1	1	2	0
2012	Ottawa	None				
	YoungStars	Adam Henrique			Injured, did not play	
		Adam Larsson			Injured, did not play	
2014	Olympics	No game				
2015	Columbus	Patrik Elias	0	2	2	0
2016	Nashville	Cory Schneider	9	2	.893	-

\*Indicates starter as selected by the fans.



**CURRENT DEVILS IN ALL-STAR GAME**

**TAYLOR HALL**

YEAR	TEAM	GP	G	A	PTS	PIM
2016.....	Pacific Division (Edm.).....	2	2	1	3	0

**CORY SCHNEIDER**

YEAR	TEAM	GP	MIN	SV/SH	SV%	RESULT
2016.....	Metropolitan Division (NJ).....	1	9	10/12	.833	L

\*Indicates starter as selected by the fans.

**CURRENT DEVILS IN YOUNGSTARS GAME**

**TAYLOR HALL**

YEAR	TEAM	GP	G	A	PTS	PIM
2011.....	Team Lidstrom (Edm.).....				Superskills Only	

**ADAM HENRIQUE**

YEAR	TEAM	GP	G	A	PTS	PIM
2012.....	(NJ).....				Injured, did not play	

**ALL-TIME GOALTENDING**

GOALTENDERS	GP	W	L	O/T	MINS	GA	SO	GAA
Jeff Frazee	1	0	0	0	20	0	0	0.00
Scott Wedgewood	4	2	1	1	241	5	1	1.24
Corey Schwab	24	7	6	2	1132	29	2	1.54
John Vanbiesbrouck	9	6	3	0	540	16	1	1.78
Richard Shulmistra	1	0	1	0	62	2	0	1.94
Cory Schneider	172	69	71	27	10016	358	12	2.14
Martin Brodeur	1259	688	394	154	74083	2764	124*	2.24
Yann Danis	14	3	3	1	518	20	0	2.32
Johan Hedberg	80	38	29	7	4416	178	8	2.42
Mike Dunham	41	13	12	4	1786	72	3*	2.42
J.F. Dampousse	6	1	3	0	295	12	0	2.44
Kevin Weekes	25	9	7	1	1138	49	0	2.58
Scott Clemmensen	68	32	19	6	3648	158	4	2.60
Keith Kinkaid	43	15	14	5	2191	99	2	2.71
Peter Sidorkiewicz	4	0	3	0	150	7	0	2.80
Mike McKenna	2	0	1	0	118	6	0	3.05
Chris Terreri	302	118	118	34	16561	847	7	3.07
Sean Burke	162	62	66	23	9061	552	4	3.66
Bob Sauve	49	14	21	4	2525	163	0	3.87
Craig Billington	111	43	46	8	5907	392	4	3.98
Glenn Resch	198	49	113	20	10953	752	1*	4.12
Ron Low	81	16	43	9	4153	287	1*	4.15
Sam St. Laurent	4	2	1	0	188	13	1	4.15
Alain Chevrier	140	53	64	7	7370	518	1	4.22
Chad Erickson	2	1	1	0	120	9	0	4.50
Kirk McLean	6	2	1	0	271	21	0	4.65
Hannu Kumpuri	13	1	10	1	635	54	0	5.10
Lindsay Middlebrook	9	0	6	1	412	37	0	5.39
Jeff Reese	3	0	2	0	139	13	0	5.61
Roland Melanson	1	0	0	0	20	2	0	6.00
Shawn MacKenzie	6	0	1	0	130	15	0	6.92
Karl Friesen	4	0	2	1	130	16	0	7.38

\*Low & Resch shared shutout, 12/4/83; Brodeur & Dunham shared shutout, 11/9/96.

1. 11/12/83: Cgy. 4 @ DEVLIS 3 (Nilsson, 2:36 PPG)  
Goaltenders: LOW/Edwards
2. 12/23/83: Pit. 6 @ DEVLIS 5 (Carlyle, 2:12)  
Goaltenders: RESCH/Romano
3. 12/27/83: STL. 5 @ DEVLIS 4 (B. Sutter, 1:25)  
Goaltenders: RESCH/Lit
4. 1/4/84: DEVLIS 3 @ NYR 4 (Ruotsalainen, 4:47) Goaltenders: RESCH/Hanlon
5. 1/20/84: STL. 4 @ DEVLIS 3 (Mullen, 1:22)  
Goaltenders: RESCH/Lit
6. 2/16/84: Hfd. 5 @ DEVLIS 6 (LUDWIG, 4:54)  
Goaltenders: RESCH/Staniowski
7. 2/19/84: NYI 5 @ DEVLIS 4 (Tonelli, 3:40)  
Goaltenders: RESCH/Melanson
8. 3/10/84: DEVLIS 5 @ StL. 6 (Ramage, 3:09 PPG)  
Goaltenders: RESCH/Lit
9. 11/23/84: DEVLIS 4 @ Min. 5 (LaFsburg, 3:35)  
Goaltenders: RESCH/Melanson
10. 1/6/85: DEVLIS 4 @ NYR 5 (Sandstrom, 1:14)  
Goaltenders: RESCH/Hanlon
11. 10/13/85: DEVLIS 3 @ NYR 2 (PRESTON, 3:41) Goaltenders: CHEVRIER/Kleinsinger
12. 10/17/85: Hfd. 4 @ DEVLIS 3 (Dineen, 1:49)  
Goaltenders: RESCH/Weeks
13. 11/27/85: NYR 2 @ DEVLIS 6 (BRIDGMAN, 0:50)  
Goaltenders: CHEVRIER/Vanbiesbrouck
14. 1/15/86: DEVLIS 4 @ Det. 3 (HIGGINS, 1:23)  
Goaltenders: CHEVRIER/Mio
15. 1/24/86: DEVLIS 6 @ Edm. 7 (Gretzky, 1:29)  
Goaltenders: CHEVRIER/Fuhr
16. 2/2/86: NYI 3 @ DEVLIS 2 (Bossy, 3:28)  
Goaltenders: RESCH/Smith
17. 2/20/86: Que. 3 @ DEVLIS 4 (PRESTON, 4:56)  
Goaltenders: RESCH/Gosselin

---

18. 10/30/86: NYI 6 @ DEVLIS 7 (BROTEN, 4:22)  
Goaltenders: CHEVRIER/Hrudey
19. 12/17/86: Tor. 2 @ DEVLIS 3 (SULLIMAN, 0:35) Goaltenders: CHEVRIER/Wreagel
20. 2/8/87: Pit. 2 @ DEVLIS 1 (Kontos, 2:12)  
Goaltenders: CHEVRIER/Meloch
21. 3/14/87: DEVLIS 6 @ NYI 7 (LaFontaine, 1:01)  
Goaltenders: CHEVRIER/Hrudey
22. 3/18/87: DEVL 3 @ Wsh. 4 (Mullen, 0:40)  
Goaltenders: CHEVRIER/Berthiaume
23. 3/21/87: DEVLIS 7 @ StL. 6 (VERBEEK, 3:12)  
Goaltenders: CHEVRIER/Milen
24. 4/5/87: Wsh. 6 @ DEVLIS 5 (Franceschetti, 0:12)  
Goaltenders: BILLINGTON/Mason

---

25. 10/17/87: DEVLIS 3 @ Hfd. 4 (Turgeon, 3:59)  
Goaltenders: CHEVRIER/Weeks
- 11/25/87: DEVLIS 6 @ Edm. 7 (A. BROTEN, 0:13)  
Goaltenders: CHEVRIER/Fuhr
27. 1/21/88: Det. 3 @ DEVLIS 2 (Ashton, 3:37)  
Goaltenders: SAUVE/St. Laurent
28. 1/29/88: Chi. 2 @ DEVLIS 3 (WOLANIN, 4:43)  
Goaltenders: SAUVE/Mason
29. 2/5/88: DEVLIS 4 @ Bos. 6 (BRICKLEY, 0:47)  
Goaltenders: BURKE/Keans
30. 4/3/88: DEVLIS 4 @ Chi. 3 (MacLEAN, 2:21)  
Goaltenders: BURKE/Pang

---

31. 11/9/88: Edm. 3 @ DEVLIS 2 (Anderson, 4:46)  
Goaltenders: BURKE/Fuhr
32. 1/20/89: DEVLIS 6 @ Wsh. 5 (MULLER, 4:25)  
Goaltenders: BURKE/Malarchuk
33. 2/17/89: DEVL 3 @ Wsh. 3 (Eliett, 2:43)  
Goaltenders: BURKE/Essensa
34. 3/11/89: DEVLIS 2 @ NYI 3 (LaFontaine, 1:04)  
Goaltenders: BURKE/Hackett
35. 3/29/89: NYI 5 @ DEVLIS 4 (Kerr, 0:27 PPG)  
Goaltenders: BILLINGTON/Hackett

---

36. 10/13/89: Mtl. 4 @ DEVLIS 3 (Lebeau, 2:50)  
Goaltenders: TERREI/Hayward
37. 11/15/89: Min. 2 @ DEVLIS 1 (Donatelli, 1:35)  
Goaltenders: BURKE/Essey
38. 11/17/89: NYR 4 @ DEVLIS 5 (MULLER, 3:37)  
Goaltenders: BURKE/Vanbiesbrouck
39. 11/28/89: NYI 2 @ DEVLIS 3 (MacLEAN, 3:30)  
Goaltenders: BURKE/Fitzpatrick
40. 12/1/89: DEVLIS 4 @ NYI 5 (Don Maloney, 3:18)  
Goaltenders: TERREI/Healy
41. 12/22/89: DEVLIS 5 @ Phi. 4 (MULLER, 1:18)  
Goaltenders: BURKE/Wreagel
42. 2/19/90: DEVL 3 @ NYR 4 (Mullen, 4:47)  
Goaltenders: BURKE/Vanbiesbrouck

---

43. 1/12/91: Edm. 5 @ DEVLIS 4 (S. Smith, 0:56)  
Goaltenders: TERREI/Rantford
44. 2/7/91: Hfd. 3 @ DEVLIS 4 (BROWN, 2:47)  
Goaltenders: BURKE/Sidorowicz

---

45. 11/4/91: DEVLIS 2 @ Mtl. 3 (Keane, 0:38)  
Goaltenders: TERREI/Rio
46. 11/20/91: Van 3 @ DEVLIS 6 (RICHER, 1:41)  
Goaltenders: BILLINGTON/Beaupre
47. 2/18/92: Phi. 3 @ DEVLIS 4 (FETISOV, 1:42)  
Goaltenders: TERREI/Hextall
48. 2/28/92: NYI 3 @ DEVLIS 2 (Thomas, 3:48)  
Goaltenders: TERREI/Healy
49. 3/7/92: DEVLIS 2 @ Wsh. 3 (D. Hunter, 2:49)  
Goaltenders: TERREI/Beaupre
50. 4/12/92: Wsh. 4 @ DEVLIS 3 (Bondra, 2:15)  
Goaltenders: TERREI/Hrnvak

---

51. 10/22/92: DEVLIS 6 @ Chi. 5 (RICHER, 0:49)  
Goaltenders: TERREI/Belfour
52. 10/28/92: DEVLIS 4 @ Hfd. 3 (McKAY, 0:48)  
Goaltenders: BURKE/Essey
53. 11/14/92: DEVLIS 4 @ Wsh. 3 (HOLIK, 2:09)  
Goaltenders: BILLINGTON/Beaupre
54. 12/23/92: DEVLIS 5 @ NYR 4 (RICHER, 1:33)  
Goaltenders: BILLINGTON/Vanbiesbrouck

---

55. 11/20/93: Det. 4 @ DEVLIS 3 (Kozlov, 0:29)  
Goaltenders: TERREI/Chevelada

---

56. 3/3/94: DEVLIS 5 @ TB 4 (MacLEAN, 3:04)  
Goaltenders: TERREI/Puppa

---

57. 1/26/95: DEVLIS 0 @ Bos. 1 (Oates, 3:43)  
Goaltenders: TERREI/Lacher
58. 3/19/95: Bos. 3 @ DEVLIS 4 (RICHER, 1:36)  
Goaltenders: TERREI/Lacher
59. 4/22/95: Phi. 4 @ DEVLIS 3 (LeClair, 0:54)  
Goaltenders: BRODEUR/Roussel

---

60. 11/29/95: Col. 3 @ DEVLIS 4 (RICHER, 0:57)  
Goaltenders: BRODEUR/Thibault
61. 12/19/95: Phi. 4 @ DEVLIS 5 (GUERIN, 2:13 PPG)  
Goaltenders: BRODEUR/Hextall
61. 1/30/96: DEVLIS 3 @ San. 2 (THOMAS, 3:46)  
Goaltenders: BRODEUR/Essey
62. 2/3/96: DEVLIS 3 @ Ott. 2 (McKAY, 0:41)  
Goaltenders: BRODEUR/Rhodes
64. 3/9/96: DEVLIS 4 @ Pit. 3 (THOMAS, 0:21)  
Goaltenders: BRODEUR/Barrosso
65. 3/10/96: DEVLIS 3 @ Phi. 2 (GUERIN, 3:45 PPG)  
Goaltenders: BRODEUR/Snow
66. 3/23/96: DEVLIS 3 @ NYI 2 (THOMAS, 3:38)  
Goaltenders: BRODEUR/Fichaud

---

67. 11/12/96: Wsh. 2 @ DEVLIS 3 (NIEDERMAYER, 3:04)  
Goaltenders: BRODEUR/Carey
68. 11/28/96: DEVLIS 3 @ Phx. 4 (Tkachuk, 4:08)  
Goaltenders: BRODEUR/Khabibulin
69. 12/7/96: Phx. 3 @ DEVLIS 3 (Shannon, 2:03)  
Goaltenders: BRODEUR/Wakulak

---

70. 10/23/97: Mtl. 1 @ DEVLIS 2 (SYKORA, 4:43 PPG)  
Goaltenders: BRODEUR/Moog
71. 11/22/97: Fla. 2 @ DEVLIS 1 (Uovanovski, 4:08)  
Goaltenders: DUNHAM/Vanbiesbrouck
72. 1/1/98: DEVLIS 1 @ Fla. 2 (R. Niedermayer, 1:53 PPG)  
Goaltenders: SHULMISTR/Vanbiesbrouck
73. 1/5/98: Dal. 4 @ DEVLIS 3 (Lehtinen, 0:34)  
Goaltenders: BRODEUR/Hirsch
74. 4/15/98: Buf. 4 @ DEVLIS 5 (STEVENS, 4:38)  
Goaltenders: DUNHAM/Shields

---

75. 11/19/98: Car. 2 @ DEVLIS 3 (PANDOLFO, 3:37)  
Goaltenders: BRODEUR/Irbe
76. 12/10/98: DEVLIS 5 @ Phi. 4 (ANDREYCHUK, 1:18)  
Goaltenders: BRODEUR/Hextall
77. 1/30/99: Nsh. 3 @ DEVLIS 2 (Bordeaux, 2:43)  
Goaltenders: BRODEUR/Dafoe
78. 4/16/99: Phi. 2 @ DEVLIS 3 (HOLIK, 3:27)  
Goaltenders: TERREI/Vanbiesbrouck

---

79. 10/22/99: DEVLIS 1 @ Dal. 2 (Zubov, 0:32)  
Goaltenders: BRODEUR/Belfour
80. 11/28/99: DEVLIS 3 @ SJ. 4 (Marlea, 4:54)  
Goaltenders: BRODEUR/Shields
81. 12/29/99: Bos. 4 @ DEVLIS 5 (ELIAS, 0:19)  
Goaltenders: BRODEUR/Dafoe
82. 1/3/00: DEVLIS 3 @ Ott. 3 (MORRISON, 2:52)  
Goaltenders: BRODEUR/Lalime
83. 1/14/00: Wsh. 3 @ DEVLIS 2 (Oates, 4:37)  
Goaltenders: BRODEUR/Kolzig
84. 1/28/00: DEVLIS 3 @ Car. 4 (O'Neill, 0:16)  
Goaltenders: TERREI/Rio
85. 2/24/00: DEVLIS 2 @ Mtl. 3 (Brunet, 0:58 PPG)  
Goaltenders: BRODEUR/Hackett
86. 4/8/00: Fla. 1 @ DEVLIS 2 (ARNOTT, 0:47)  
Goaltenders: BRODEUR/Vernon

---

87. 10/30/00: Fla. 5 @ DEVLIS 6 (HOLIK, 1:55)  
Goaltenders: BRODEUR/Kidd
88. 11/16/00: DEVLIS 3 @ Bos. 2 (GOMEZ, 4:58)  
Goaltenders: BRODEUR/Dafoe
89. 11/18/00: Car. 2 @ DEVLIS 3 (ELIAS, 4:20)  
Goaltenders: BRODEUR/Irbe
90. 1/25/01: DEVLIS 3 @ StL. 4 (Turgeon, 3:17)  
Goaltenders: BRODEUR/Turek
91. 1/27/01: DEVLIS 3 @ Bos. 4 (Samsonov, 1:14)  
Goaltenders: BRODEUR/Dafoe
92. 2/10/01: DEVLIS 4 @ Pit. 5 (Kovalev, 0:18)  
Goaltenders: BRODEUR/Parent
93. 6/01/01: Ott. 2 @ DEVLIS 3 (ELIAS, 0:28)  
Goaltenders: BRODEUR/Lalime
94. 3/17/01: DEVLIS 6 @ Edm. 5 (ELIAS, 4:51)  
Goaltenders: BRODEUR/Salo

---

95. 10/17/01: DEVLIS 3 @ NYR 4 (Fleury, 1:20 PPG)  
Goaltenders: BRODEUR/Richter
96. 10/30/01: DEVLIS 4 @ Bos. 3 (NIEDERMAYER, 0:52)  
Goaltenders: BRODEUR/Dafoe
- 11/9/01: Tor. 2 @ DEVLIS 3 (ELIAS, 3:26 PPG)  
Goaltenders: BRODEUR/Joseph
98. 11/15/01: DEVLIS 4 @ Bos. 5 (Thornton, 1:45)  
Goaltenders: BRODEUR/Dafoe
99. 12/12/01: NYI 2 @ DEVLIS 3 (NIEDERMAYER, 1:25 PPG)  
Goaltenders: BRODEUR/Osgood
100. 1/5/02: TB 5 @ DEVLIS 4 (Giger, 1:25)  
Goaltenders: BRODEUR/Khabibulin
101. 2/9/02: DEVLIS 2 @ Pit. 1 (RAFALSKI, 4:51)  
Goaltenders: BRODEUR/Hedberg
- 3/17/02: Van. 3 @ DEVLIS 2 (Chifund, 3:04 PPG)  
Goaltenders: BRODEUR/Skuris
103. 4/7/02: Bos. 2 @ DEVLIS 3 (NIEDERMAYER, 3:17)  
Goaltenders: BRODEUR/Graham
104. 4/13/02: DEVLIS 4 @ Wsh. 3 (NIEDERMAYER, 1:53)  
Goaltenders: VANBIESBROUCK/Charpentier

---

105. 10/18/02: Nsh. 2 @ DEVLIS 3 (ELIAS, 1:16)  
Goaltenders: BRODEUR/Dunham
106. 11/12/02: Ana. 2 @ DEVLIS 3 (LANGENBRUNNER, 3:04)  
Goaltenders: BRODEUR/Essey
107. 11/19/02: Buf. 3 @ DEVLIS 3 (NIEDERMAYER, 1:23)  
Goaltenders: BRODEUR/Miller
108. 11/27/02: DEVLIS 2 @ Det. 3 (Draper, 1:55)  
Goaltenders: BRODEUR/Joseph
109. 11/30/02: DEVLIS 5 @ Ott. 4 (FRIESEN, 4:48)  
Goaltenders: BRODEUR/Brathwaite

110. 12/2/02: DEVILS 1 @ Phi. 0 (GIONTA, 2:51)  
Goaltenders: BRODEUR/Cechmanek
111. 12/4/02: Van. 3 @ DEVILS 2 (Bertuzzi, 0:56)  
Goaltenders: BRODEUR/Cloutier
112. 12/14/02: DEVILS 3 @ Ott. 4 (Fisher, 3:10)  
Goaltenders: BRODEUR/Lehtonen
113. 12/28/02: Wsh. 1 @ DEVILS 2 (NIEDERMAYER, 4:10 PPG)  
Goaltenders: BRODEUR/Kolzig
114. 1/22/03: DEVILS 5 @ SJ. 4 (NIEUWENDYK, 4:32)  
Goaltenders: BRODEUR/Kiprusoff
115. 1/25/03: Det. 3 @ Devils 3 (Petry, 3:50)  
Goaltenders: BRODEUR/Potvin
116. 3/1/03: Wsh. 1 @ DEVILS 2 (STEVENS, 2:54)  
Goaltenders: BRODEUR/Kolzig
117. 3/5/03: DEVILS 4 @ Cgy. 5 (Gelinis, 1:54)  
Goaltenders: BRODEUR/Khabibulin
118. 4/1/03: Tor. 3 @ DEVILS 2 (Kaberle, 2:44)  
Goaltenders: BRODEUR/Belfour
119. 11/5/03: SJ. 2 @ DEVILS 3 (LANGENBRUNNER, 4:17)  
Goaltenders: BRODEUR/Nabokov
120. 11/21/03: Pit. 1 @ DEVILS 2 (ELIAS, 0:39)  
Goaltenders: BRODEUR/Flueury
121. 12/10/03: NYI 0 @ DEVILS 1 (ELIAS, 2:09)  
Goaltenders: BRODEUR/Salo
122. 12/26/03: NYI @ DEVILS 3 (Parrish, 1:25)  
Goaltenders: BRODEUR/Snow
123. 1/5/04: Edm. 2 @ DEVILS 3 (ELIAS, 0:41)  
Goaltenders: BRODEUR/Salo
124. 1/17/04: Wsh. 3 @ Devils 3 (ELIAS, 2:17)  
Goaltenders: SCHWAB/Kolzig
125. 2/15/04: LA. 2 @ DEVILS 3 (MARTIN, 3:53)  
Goaltenders: BRODEUR/Cechmanek
126. 3/5/04: DEVILS 2 @ TB. 3 (Andreychuk, 2:17)  
Goaltenders: BRODEUR/Khabibulin
127. 3/23/04: DEVILS 4 @ Fla. 3 (NIEDERMAYER, 3:55)  
Goaltenders: BRODEUR/Luongo
128. 10/8/05: NYR 2 @ DEVILS 3 (RAFALSKI, 3:17)  
Goaltenders: BRODEUR/Lundqvist
129. 11/1/05: Pit. 4 @ DEVILS 3 (Gonchar, 1:01)  
Goaltenders: CLEMMENSEN/Caron
130. 12/11/05: DEVILS 2 @ CBJ. 3 (Berard, 4:46)  
Goaltenders: BRODEUR/Lehtonen
131. 12/15/05: Atl. 0 @ DEVILS 2 (Savard, 4:55 PPG)  
Goaltenders: BRODEUR/Garnett
132. 1/26/06: DEVILS 0 @ TB. 1 (Fedotenko, 2:22)  
Goaltenders: BRODEUR/Graham
133. 2/9/06: Devils 3 @ Devils 3 (GIONTA, 2:10)  
Goaltenders: BRODEUR/Thomas
134. 3/23/06: DEVILS 5 @ Atl. 6 (Bondra, 1:03)  
Goaltenders: BRODEUR/Lehtonen
135. 4/2/06: DEVILS 3 @ Pit. 2 (GIONTA, 2:22)  
Goaltenders: BRODEUR/Lehtonen
136. 4/11/06: DEVILS 4 @ Car. 3 (GIONTA, 0:28 PPG)  
Goaltenders: BRODEUR/Gerber
137. 12/6/06: Mil. 1 @ DEVILS 2 (ELIAS, 4:52 PPG)  
Goaltenders: BRODEUR/Aebischer
138. 1/13/07: DEVILS 2 @ NYI 1 (GOMEZ, 3:40)  
Goaltenders: BRODEUR/DiPietro
139. 2/17/07: DEVILS 6 @ Phi. 5 (LUKOWICH, 4:10)  
Goaltenders: BRODEUR/Nittymaki
140. 3/6/07: DEVILS 3 @ Phi. 5 (Gagne, 1:47)  
Goaltenders: BRODEUR/Biron
141. 10/20/07: DEVILS 3 @ NYI 4 (Guerin, 4:56 PPG)  
Goaltenders: WEDGWOOD/Halt
142. 12/3/07: Bos. 3 @ DEVILS 4 (ELIAS, 3:16)  
Goaltenders: BRODEUR/Rask
143. 12/9/07: DEVILS 0 @ NYR 1 (Shanahan, 0:30)  
Goaltenders: BRODEUR/Lundqvist
144. 12/23/07: Devils 3 @ Devils 4 (ELIAS, 0:25)  
Goaltenders: BRODEUR/Kiprusoff
145. 2/4/08: Pit. 3 @ DEVILS 4 (PARISE, 0:37)  
Goaltenders: BRODEUR/Conklin
146. 2/13/08: Ott. 3 @ DEVILS 3 (GIONTA, 2:14)  
Goaltenders: BRODEUR/Gerber
147. 2/24/08: DEVILS 2 @ Wsh. 1 (MADDEN, 4:10)  
Goaltenders: BRODEUR/Johnson
148. 2/26/08: DEVILS 1 @ Car. 2 (Samsonov, 1:36)  
Goaltenders: BRODEUR/Ward
149. 3/7/08: TB. 1 @ DEVILS 2 (ELIAS, 4:02)  
Goaltenders: BRODEUR/Ramo
150. 4/1/08: DEVILS 2 @ NYI 1 (PARISE, 0:29)  
Goaltenders: BRODEUR/MacDonald
151. 10/11/08: DEVILS 2 @ Pit. 1 (PARISE, 4:22)  
Goaltenders: BRODEUR/Flueury
152. 10/25/08: DEVILS 2 @ Phi. 3 (Carter, 3:44)  
Goaltenders: BRODEUR/Biron
153. 11/26/08: DEVILS 3 @ F. 2 (ODUYA, 4:04)  
Goaltenders: CLEMMENSEN/Anderson
154. 12/4/08: DEVILS 3 @ Phi. 2 (ELIAS, 2:46)  
Goaltenders: CLEMMENSEN/Biron
155. 12/6/08: DEVILS 3 @ Mt. 1 (PARISE, 0:31 PPG)  
Goaltenders: CLEMMENSEN/Price
156. 1/4/09: Ott. 3 @ DEVILS 4 (ROLSTON, 1:43 PPG)  
Goaltenders: CLEMMENSEN/Auld
157. 1/29/09: DEVILS 4 @ Bos. 3 (LANGENBRUNNER, 1:11)  
Goaltenders: CLEMMENSEN/Thomas
158. 1/30/09: NYR 3 @ Devils 3 (LANGENBRUNNER, 4:00)  
Goaltenders: CLEMMENSEN/Flueury
159. 3/3/09: DEVILS 3 @ Tor. 2 (ODUYA, 4:48)  
Goaltenders: BRODEUR/Toskala
160. 3/27/09: DEVILS 2 @ Ch. 2 (Bearebrook, 3:36)  
Goaltenders: BRODEUR/Khabibulin
161. 4/3/09: TB. 4 @ DEVILS 5 (PARISE, 1:21)  
Goaltenders: BRODEUR/Ramo
162. 1/9/10: DEVILS 2 @ Mt. 1 (PARISE, 2:38)  
Goaltenders: BRODEUR/Halak
163. 1/29/10: Tor. 4 @ DEVILS 5 (ZAJAC, 3:44 PPG)  
Goaltenders: BRODEUR/Toskala
164. 2/10/10: Phi. 3 @ DEVILS 2 (Gagne, 3:27)  
Goaltenders: BRODEUR/Leighton
165. 3/30/10: Bos. 1 @ DEVILS 0 (Bergeron, 4:41)  
Goaltenders: BRODEUR/Rask
166. 10/8/10: Dal. 4 @ DEVILS 3 (Eriksson, 1:36)  
Goaltenders: BRODEUR/Lehtonen
167. 10/13/10: DEVILS 1 @ Buf. 0 (KOVALCHUK, 0:53)  
Goaltenders: BRODEUR/Miller
168. 11/12/10: Edm. 3 @ DEVILS 4 (KOVALCHUK, 3:27 PPG)  
Goaltenders: BRODEUR/Dubnyk
169. 1/15/11: DEVILS 2 @ Fla. 3 (Kulikov, 3:36)  
Goaltenders: BRODEUR/Olemenskiy
170. 2/4/11: Fla. 4 @ DEVILS 3 (Olesz, 2:00)  
Goaltenders: HEDBERG/Vokoun
171. 2/8/11: Car. 2 @ DEVILS 3 (TEDENBY, 2:42)  
Goaltenders: HEDBERG/Ward
172. 2/10/11: DEVILS 3 @ Tor. 1 (KOVALCHUK, 4:36)  
Goaltenders: HEDBERG/Reimer
173. 3/4/11: Pit. 1 @ DEVILS 2 (KOVALCHUK, 4:35 PPG)  
Goaltenders: BRODEUR/Johnson
174. 3/11/11: DEVILS 3 @ AB. 3 (ZAJAC, 4:18 PPG)  
Goaltenders: BRODEUR/Pavelec
175. 3/12/11: NYI 2 @ DEVILS 3 (SALMELA, 3:09)  
Goaltenders: BRODEUR/Montoya
176. 11/5/11: Wpg. 2 @ DEVILS 3 (HENRIQUE, 1:28)  
Goaltenders: BRODEUR/Pavelec
177. 12/6/11: DEVILS 3 @ Tor. 2 (CLARKSON, 2:40)  
Goaltenders: BRODEUR/Reimer
178. 1/2/12: DEVILS 2 @ Ott. 3 (Alfredsson, 4:00 PPG)  
Goaltenders: BRODEUR/Lehtonen
179. 1/11/12: DEVILS 2 @ Edm. 1 (PARISE, 1:06 PPG)  
Goaltenders: HEDBERG/Khabibulin
180. 2/21/12: DEVILS 4 @ Tor. 3 (FAYNE, 1:18)  
Goaltenders: BRODEUR/Gustavsson
181. 3/1/12: DEVILS 3 @ Bos. 4 (Krejsa, 2:59)  
Goaltenders: BRODEUR/Thomas
182. 1/25/13: Wsh. 2 @ DEVILS 3 (KOVALCHUK, 4:39)  
Goaltenders: BRODEUR/Neuvirth
183. 1/27/13: DEVILS 3 @ Mt. 4 (Markov, 4:22 PPG)  
Goaltenders: BRODEUR/Price
184. 1/31/13: NYI 5 @ DEVILS 4 (Boyes, 2:01 PPG)  
Goaltenders: BRODEUR/Nabokov
185. 3/30/13: DEVILS 2 @ Fla. 3 (Kulikov, 1:43)  
Goaltenders: BRODEUR/Markstrom
186. 10/8/13: DEVILS 2 @ Van. 3 (Santorelli, 2:18)  
Goaltenders: SCHNEIDER/Luongo
187. 11/20/13: DEVILS 4 @ Ana. 3 (ZAJAC, 1:58)  
Goaltenders: BRODEUR/Hiller
188. 11/21/13: DEVILS 2 @ LA. 1 (JAGR, 2:30)  
Goaltenders: SCHNEIDER/Scrivens
189. 11/30/13: Buf. 0 @ DEVILS 1 (BERNIER, 4:19)  
Goaltenders: SCHNEIDER/Caron
190. 12/7/13: DEVILS 4 @ NYR 3 (GELINAS, 1:15 PPG)  
Goaltenders: BRODEUR/Lundqvist
191. 12/20/13: Ana. 3 @ DEVILS 2 (Palmeri, 2:37)  
Goaltenders: SCHNEIDER/Hiller
192. 12/21/13: DEVILS 5 @ Wsh. 4 (GREENE, 0:43)  
Goaltenders: BRODEUR/Holtby
193. 1/7/14: Phi. 3 @ DEVILS 2 (B. Schenn, 1:50)  
Goaltenders: BRODEUR/Emery
194. 1/11/14: Fla. 1 @ DEVILS 2 (ZIDLICKY, 4:57)  
Goaltenders: SCHNEIDER/Thomas
195. 1/30/14: DEVILS 3 @ Dal. 2 (ELIAS, 0:40 PPG)  
Goaltenders: SCHNEIDER/Lehtonen
196. 1/31/14: DEVILS 2 @ Nsh. 3 (Weber, 1:29)  
Goaltenders: SCHNEIDER/Hutton
197. 2/3/14: Col. 2 @ DEVILS 1 (O'Reilly, 0:28 PPG)  
Goaltenders: SCHNEIDER/Giguere
198. 2/7/14: Edm. 1 @ DEVILS 2 (MERRILL, 2:34)  
Goaltenders: SCHNEIDER/Bryzgalov
199. 3/20/14: Min. 3 @ DEVILS 4 (GREENE, 2:00)  
Goaltenders: SCHNEIDER/Bryzgalov
200. 10/21/14: NYR 4 @ DEVILS 3 (Klein, 2:42)  
Goaltenders: SCHNEIDER/Lundqvist
201. 10/25/14: DEVILS 3 @ Ott. 2 (JAGR, 3:39 PPG)  
Goaltenders: SCHNEIDER/Lehner
202. 1/9/15: NYI 3 @ DEVILS 2 (Tavares, 3:05)  
Goaltenders: KINKAID/Halak
203. 1/30/15: Pit. 2 @ DEVILS 1 (Despres, 2:21)  
Goaltenders: SCHNEIDER/Flueury
204. 2/27/15: Bos. 3 @ DEVILS 2 (Spoonor, 2:46)  
Goaltenders: SCHNEIDER/Svedberg
205. 3/26/15: DEVILS 2 @ Wsh. 3 (Kuznetsov, 1:13)  
Goaltenders: SCHNEIDER/Holtby
206. 3/31/15: DEVILS 2 @ CBJ. 3 (Johnson, 0:56)  
Goaltenders: SCHNEIDER/Bobrovsky
207. 4/9/15: DEVILS 3 @ TB. 4 (Johnson, 1:22 PPG)  
Goaltenders: KINKAID/Bishop
208. 10/18/15: DEVILS 2 @ NYR 1 (STEMPNIAK, 3:07)  
Goaltenders: SCHNEIDER/Lundqvist
209. 10/20/15: Ari. 2 @ DEVILS 3 (LARSSON, 0:43)  
Goaltenders: SCHNEIDER/Smith
210. 11/8/15: Van. 3 @ DEVILS 4 (PALMIERI, 3:33 PPG)  
Goaltenders: KINKAID/Miller
211. 11/28/15: DEVILS 3 @ Mt. 2 (MOORE, 2:31)  
Goaltenders: SCHNEIDER/Condon
212. 1/24/16: Phi. 4 @ DEVILS 3 (Reid, 3:24)  
Goaltenders: SCHNEIDER/Lehner
213. 12/11/15: Det. 2 @ DEVILS 3 (PALMIERI, 4:20)  
Goaltenders: SCHNEIDER/Howard
214. 1/2/16: Dal. 2 @ DEVILS 3 (MOORE, 1:47 PPG)  
Goaltenders: SCHNEIDER/Nieri
215. 2/13/16: DEVILS 3 @ Pit. 1 (HENRIQUE, 2:58 PPG)  
Goaltenders: SCHNEIDER/Neuvirth
216. 3/3/16: DEVILS 5 @ Nsh. 4 (HENRIQUE, 1:54 PPG)  
Goaltenders: KINKAID/Rinne
217. 3/12/16: DEVILS 2 @ LA. 1 (MOORE, 4:44)  
Goaltenders: KINKAID, Quick
218. 3/25/16: Wsh. 1 @ DEVILS 0 (Carlson, 2:17)  
Goaltenders: WEDGWOOD/Holtby

OVERALL	GP	W	L	T	PT%	HOME	GP	W	L	T	PT%	ROAD	GP	W	L	T	PT%
1983-84	15	1	7	7	.300	1983-84	8	1	5	2	.250	1983-84	7	0	2	5	.357
1984-85	12	0	2	10	.417	1984-85	6	0	0	6	.500	1984-85	6	0	2	4	.333
1985-86	10	4	3	3	.550	1985-86	6	2	2	2	.500	1985-86	4	2	1	1	.625
1986-87	13	3	4	6	.462	1986-87	7	2	2	3	.500	1986-87	6	1	2	3	.417
1987-88	12	4	2	6	.583	1987-88	3	1	1	1	.500	1987-88	9	3	1	5	.611
1988-89	17	1	4	12	.412	1988-89	7	0	2	5	.357	1988-89	10	1	2	7	.450
1989-90	16	3	4	9	.469	1989-90	7	2	2	3	.500	1989-90	9	1	2	6	.444
1990-91	17	1	1	15	.500	1990-91	9	1	1	7	.500	1990-91	8	0	0	8	.500
1991-92	17	2	4	11	.441	1991-92	8	2	2	4	.500	1991-92	9	0	2	7	.389
1992-93	11	4	0	7	.682	1992-93	4	0	0	4	.500	1992-93	7	4	0	3	.786
1993-94	14	1	1	12	.500	1993-94	3	0	1	2	.333	1993-94	11	1	0	10	.545
1994-95	11	1	2	8	.455	1994-95	8	1	1	6	.500	1994-95	3	0	1	2	.333
1995-96	19	7	0	12	.684	1995-96	4	2	0	2	.750	1995-96	15	5	0	10	.667
1996-97	17	1	2	14	.471	1996-97	11	1	1	9	.500	1996-97	6	0	1	5	.417
1997-98	16	2	3	11	.469	1997-98	6	2	2	2	.500	1997-98	10	0	1	9	.450
1998-99	15	3	1	11	.567	1998-99	11	2	1	8	.545	1998-99	4	1	0	3	.625
1999-00	16	3	5	8	.438	1999-00	6	2	1	3	.583	1999-00	10	1	4	5	.350
2000-01	20	5	3	12	.550	2000-01	9	3	0	6	.667	2000-01	11	2	3	6	.455
2001-02	19	6	4	9	.553	2001-02	9	3	2	4	.555	2001-02	10	3	2	5	.555
2002-03	24	8	6	10	.542	2002-03	10	5	2	3	.650	2002-03	14	3	4	7	.464
2003-04	21	7	2	12	.619	2003-04	12	6	1	5	.708	2003-04	9	1	1	7	.500
2005-06*	22	13	5/4	-	.795	2005-06*	8	5	2/1	-	.813	2005-06*	14	8	3/3	-	.786
2006-07*	22	13	1/8	-	.795	2006-07*	13	7	0/6	-	.769	2006-07*	9	6	1/2	-	.833
2007-08*	22	15	3/4	-	.841	2007-08*	12	10	0/2	-	.917	2007-08*	10	5	3/2	-	.750
2008-09*	19	15	2/2	-	.895	2008-09*	7	6	0/1	-	.929	2008-09*	12	9	2/1	-	.875
2009-10*	15	8	2/5	-	.767	2009-10*	6	2	2/2	-	.667	2009-10*	9	6	0/3	-	.833
2010-11*	15	10	3/2	-	.833	2010-11*	9	6	2/1	-	.833	2010-11*	6	4	1/1	-	.833
2011-12*	22	16	2/4	-	.864	2011-12*	13	9	0/4	-	.846	2011-12*	9	7	2/0	-	.888
2012-13*	13	3	3/7	-	.615	2012-13*	5	3	1/1	-	.800	2012-13*	8	0	2/6	-	.500
2013-14*	27	9	5/13	-	.667	2013-14*	13	4	3/6	-	.500	2013-14*	14	5	2/7	-	.679
2014-15*	20	6	7/7	-	.650	2014-15*	13	5	4/4	-	.692	2014-15*	7	1	3/3	-	.571
2015-16*	19	11	2/6	-	.578	2015-16*	10	5	2/3	-	.500	2015-16*	9	6	0/3	-	.667
<b>TOTAL</b>	<b>548</b>	<b>186</b>	<b>95/62</b>	<b>205</b>	<b>.545</b>	<b>TOTAL</b>	<b>263</b>	<b>100</b>	<b>44/31</b>	<b>87</b>	<b>.564</b>	<b>TOTAL</b>	<b>285</b>	<b>86</b>	<b>50/31</b>	<b>118</b>	<b>.508</b>

GOALTENDER	GP	W	L*	T	VS. TEAM	GP	W	L*	T		GP	W	L*	T
Billington	15	4	3/-	8	Ana.	5	3	1/0	1	Mtl.	20	6	4/2	8
Brodeur	285	110	41/29	105	Ari./Wpg.	13	1	4/1	7	Nsh.	8	4	2/2	0
Burke	34	7	4/-	23	Bos.	31	12	6/1	12	NYI	45	11	11/17	16
Chevrier	18	7	4/-	7	Buf.	28	9	0/7	12	NYR	43	12	6/5	20
Clemmensen	15	9	1/5	0	Cgy.	12	2	2/1	7	Ott.	21	11	2/3	5
Danis	1	0	0/1	-	Car./Hfd.	23	9	4/1	9	Phi.	39	17	6/1	15
Dunham	6	1	1/-	4	Chi.	20	6	1/2	11	Pit.	25	9	5/1	10
Friesen	1	0	0/-	1	Col./Que.	15	3	1/3	8	SJ	7	2	1/2	2
Hedberg	21	13	1/7	-	CBJ	5	1	2/1	1	St.L.	12	2	4/1	5
Kamppuri	1	0	0/-	1	Dal./Min.	10	2	5/1	0	TB	21	8	4/2	7
Kinkaid	10	5	2/3	-	Det.	13	2	3/1	7	Tor.	28	9	1/9	9
Low	9	0	1/-	8	Edm.	18	7	3/1	7	Van.	8	2	3/1	2
Resch	20	2	10/-	8	Fia.	19	7	5/0	7	Wsh.	31	17	6/1	7
Sauve	6	1	1/-	4	LA	9	4	1/1	3	Wpg./Atl.	13	5	2/3	3
Schneider	45	18	10/17	-	Min.	5	3	0/0	2					
Schwab	4	1	1/-	2										
Shulmistra	1	0	1/-	0										
Terreri	51	5	12/-	34										
Vanbiesbrouck	1	1	0/-	0										
Weekes	3	2	1/0	-										
Wedgewood	1	0	1/0	-										

## VS. CURRENT

GOALTENDER	GP	W	L*	GP	W	L*	GP	W	L*		
Anderson	2	1	1/0	Hutton	1	0	1/0	Niemi	2	0	0/2
Bernier	3	1	0/2	Jones	1	0	0/1	Nilsson	2	0	0/2
Bishop	3	0	1/2	Karlsson	1	1	0/0	Pavelec	4	4	0/0
Bobrovsky	2	1	1/0	Khudobin	1	0	0/1	Price	2	1	1/0
Budaj	1	0	0/1	LaBarbera	1	0	0/1	Quick	2	2	0/0
Condon	2	1	0/1	Lehner	2	1	0/1	Ramo	4	3	0/1
Crawford	1	1	0/0	Lehtonen	6	1	2/3	Rask	4	2	1/1
Darling	1	0	0/1	Lieuwen	1	0	0/1	Reimer	4	2	0/1
Dubnyk	1	1	0/0	Lundqvist	13	7	3/4	Rinne	3	2	0/1
Elliott	1	0	0/1	Luongo	3	1	1/1	Sanford	1	1	0/0
Enroth	2	1	0/1	MacDonald	1	1	0/0	Scrivens	1	1	0/0
Fleury	7	5	1/1	Markstrom	1	0	0/0	Smith, M.	3	3	0/0
Greiss	1	0	0/1	Mason, C.	1	0	0/1	Sparks	1	0	0/1
Gustavsson	1	0	0/1	McElhinney	1	0	0/1	Thomas	5	4	0/1
Halak	4	2	1/1	Miller	12	7	0/5	Tokarski	1	1	0/0
Hammond	1	1	0/0	Montoya	2	2	0/0	Varlamov	2	0	0/2
Holtby	4	3	2/0	Mrazek	1	0	0/1	Ward	3	2	1/0
Howard	1	1	0/0	Neuvirth	6	5	1/0				

\* Includes overtime/shootout losses, 2005-06 through 2015-16.

## CURRENT DEVILS' OVERTIME GOALS

NO.	DATE	SCORE	TIME	GOALTENDER
<b>MICHAEL CAMMALLERI (3)</b>				
1.	03/01/07	LOS ANGELES 4 at Anaheim 3	3:17 PPG	Bryzgalov
2.	12/05/08	CALGARY 4 at St. Louis 3	2:21	Mason
3.	10/24/09	NY Rangers 4 at MONTREAL 5	2:42	Lundqvist
<b>ANDY GREENE (2)</b>				
1.	12/21/13	DEVILS 5 at Washington 4	0:43	Holtby
2.	03/20/14	Minnesota 3 at DEVILS 4	2:00	Bryzgalov
<b>ADAM HENRIQUE (3)</b>				
1.	11/05/11	Winnipeg 2 at DEVILS 3	1:28	Pavelec
2.	02/13/16	DEVILS 2 at Philadelphia 1	2:58 PPG	Neuvirth
3.	03/03/16	DEVILS 5 at Nashville 4	1:54 PPG	Rinne
<b>TAYLOR HALL (5)</b>				
1.	12/04/10	St Louis 1 at EDMONTON 2	0:23	Halak
2.	01/15/12	Los Angeles 1 at EDMONTON 2	3:06	PPG Quick
3.	02/11/12	EDMONTON 3 at Ottawa 2	0:17	Anderson
4.	03/06/14	NY Islanders 2 at EDMONTON 3	2:29	Nabokov
5.	12/09/15	San Jose 3 at EDMONTON 4	3:59	Jones
<b>JON MERRILL (1)</b>				
1.	02/07/14	Edmonton 1 at DEVILS 2	2:34	Bryzgalov
<b>JOHN MOORE (3)</b>				
1.	11/28/15	DEVILS 3 at Montreal 2	2:31	Condon
2.	01/02/16	Dallas 2 at DEVILS 3	1:47 PPG	Niemi
3.	03/12/16	DEVILS at Los Angeles	4:44	Quick
<b>KYLE PALMIERI (4)</b>				
1.	12/20/13	ANAHEIM 3 at New Jersey 2	2:37	Schneider
2.	12/07/14	ANAHEIM 4 at Winnipeg 3	0:53	Pavelec
3.	11/08/15	Vancouver 3 at DEVILS 4	3:33 PPG	Miller
4.	12/11/15	Detroit 2 at DEVILS 3	4:20	Howard
<b>MATTIAS TEDENBY (1)</b>				
1.	02/08/11	Carolina 2 at DEVILS 3	2:42	Ward
<b>TRAVIS ZAJAC (3)</b>				
1.	01/29/10	Toronto 4 at DEVILS 5	4:14 PPG	Toskala
2.	03/11/11	DEVILS 3 at Atlanta 2	4:18 PPG	Pavelec
3.	11/20/13	DEVILS 3 at Anaheim 2	1:58	Hiller

**DEVILS' OT SCORING:** P. Elias (16g-21a-37pts); **T. Zajac (3-11-14)**; B. Rafalski (2-11-13); S. Niedermayer (8-4-12); **A. Henrique (3-8-11)**; Z. Parise (7-4-11); S. Gomez (2-8-10); S. Stevens (2-8-10); B. Holik (3-6-9); B. Gionta (5-3-8); I. Kovalchuk (5-3-8); J. Langenbrunner (4-3-7); J. MacLean (3-3-6); J. Jagr (2-4-6); S. Richer (5-0-5); **J. Moore (3-2-5)**; **A. Greene (2-3-5)**; J. Oduya (2-3-5); P. Martin (1-4-5); J. Nieuwendyk (1-4-5); K. Muller (3-1-4); R. McKay (2-2-4); B. Rolston (1-3-4); L. Stempniak (1-3-4); P. Verbeek (1-3-4); M. Zidlicky (1-3-4); S. Brylin (0-4-4); C. White (0-4-4); S. Thomas (3-0-3); B. Guerin (2-1-3); **K. Palmieri (2-1-3)**; R. Preston (2-1-3); J. Arnott (1-2-3); M. Bridgman (1-2-3); J. Madden (1-2-3); P. Sykora (1-2-3); T. Albelin (0-3-3); D. Zubrus (0-3-3); A. Broten (2-0-2); D. Andreychuk (1-1-2); V. Fetisov (1-1-2); E. Gelinas (1-1-2); A. Salmela (1-1-2); D. Sulliman (1-1-2); M. Tedenby (1-1-2); S. Brookbank (0-2-2); S. Chambers (0-2-2); J. Cirella (0-2-2); B. Driver (0-2-2); A. Salomonsson (0-2-2); Pa. Sundstrom (0-2-2); V. Zelepkun (0-2-2); S. Bernier (1-0-1); A. Brickley (1-0-1); D. Brown (1-0-1); D. Clarkson (1-0-1); M. Fayne (1-0-1); J. Friesen (1-0-1); T. Higgins (1-0-1); J. Ludvig (1-0-1); B. Lukowich (1-0-1); **J. Merrill (1-0-1)**; B. Morrison (1-0-1); J. Pandolfo (1-0-1); C. Wolanin (1-0-1); G. Adams (0-1-1); D. Barr (0-1-1); M. Brodeur (0-1-1); K. Dean (0-1-1); P. Gagne (0-1-1); D. Gilmore (0-1-1); J. Hedberg (0-1-1); P. Housley (0-1-1); V. Kamensky (0-1-1); A. Kasatonov (0-1-1); V. Kozlov (0-1-1); I. Larionov (0-1-1); A. Larsson (0-1-1); C. Lemieux (0-1-1); G. Mark (0-1-1); P. McNab (0-1-1); J. Ojanen (0-1-1); D. Pederson (0-1-1); D. Pichette (0-1-1); M. Ryder (0-1-1); H. Tallinder (0-1-1); M. Taormina (0-1-1); S. Turgeon (0-1-1); O. Tverdoisky (0-1-1); V. Vishnevsky (0-1-1).

**CURRENT OPPONENTS' OT GOALS:** D. Kulikov (2); P. Bergeron (1); B. Boyes (1); J. Carter (1); J. Carlson (1); S. Despres (1); L. Eriksson (1); J. Garrison (1); M. Fisher (1); J. Johnson (1); T. Johnson (1); K. Klein (1); D. Krejci (1); E. Kuznetsov (1); P. Marteau (1); A. Markov (1); R. O'Reilly (1); A. Ovechkin (1); M. Read (1); B. Seabrook (1); B. Schenn (1); R. Spooner (1); J. Tavares (1); J. Thornton (1); S. Weber (1).

## JERSEY DEVIL NAME &amp; LEGEND

After it was announced in May of 1982 that the Colorado Rockies franchise was moving to New Jersey, several state newspapers ran a contest asking readers for their nickname suggestions.

So why Devils? Said Devils' founder, the late Dr. John J. McMullen, at the time, "It's a great nickname because it combines the folklore of South Jersey with the Meadowlands."

For those unfamiliar with the legend, the New Jersey Devil dates back some 250 years. While there are many variations of the story, it most frequently begins with Mrs. Leeds, a farm woman from the Pine Barrens region of South Jersey. Already the mother of 12 children, when Mrs. Leeds found out that the 13th was on the way, she apparently exclaimed in despair, "Let it be a devil!"

In addition to being a busy mother, it should be noted that Mrs. Leeds was rumored to have dabbled in sorcery and many thought her to be a witch. On the night of her delivery in 1735, fierce thunderstorms hit the area and an air of uneasiness surrounded her house. When she finally gave birth, the offspring was a demonic creature that has alternately been reported to have had the features of a bat, snake, kangaroo, as well as a man. In any case, the creature quickly flew out an open window and immediately began cutting a wide swath of havoc and destruction throughout the state.

The legend has been fueled through the years by alleged sightings. The devil has been the object of numerous hunts and other pursuits, none of which have apparently been successful.

1. 10/29/05: DEVILS 5 @ Bos. 4 (GIONTA)  
Goalenders: CLEMMENSEN/Tovonen
2. 1/5/05: DEVILS 3 @ Devils 2 (Prucha)  
Goalenders: CLEMMENSEN/Weekes
3. 12/3/05: Min. 2 @ DEVILS 3 (KOZLOV)  
Goalenders: BROUDEUR/Fernandez
4. 2/8/05: Col. 0 @ Devils 3 (Laakkonen)  
Goalenders: BROUDEUR/Kolesnik
5. 12/13/05: Edm. 1 @ DEVILS 2 (KOZLOV)  
Goalenders: BROUDEUR/Conklin
6. 1/15/06: DEVILS 3 @ Chi. 2 (KOZLOV)  
Goalenders: BROUDEUR/Munro
7. 1/19/06: DEVILS 2 @ Nsh. 3 (KOZLOV)  
Goalenders: BROUDEUR/Conklin
8. 1/21/06: NYI 2 @ DEVILS 3 (PARISE)  
Goalenders: BROUDEUR/DiPietro
9. 3/1/06: Phi. 1 @ Devils 2 (KOZLOV)  
Goalenders: BROUDEUR/Eschke
10. 3/2/06: DEVILS 2 @ NYI 3 (Satan)  
Goalenders: BROUDEUR/DiPietro
11. 3/7/06: DEVILS 2 @ NYI 2 (Satan)  
Goalenders: BROUDEUR/DiPietro
12. 3/10/06: DEVILS 4 @ Wsh. 3 (BRYLIN)  
Goalenders: BROUDEUR/Kozlov
13. 3/28/06: DEVILS 3 @ Ott. 2 (GOMEZ)  
Goalenders: BROUDEUR/Emery
- 
14. 10/12/06: Tor. 6 @ Devils 7 (MADDEN)  
Goalenders: BROUDEUR/Aubin
15. 10/19/06: Nsh. 4 @ Devils 3 (Erat)  
Goalenders: CLEMMENSEN/Prucha
16. 1/1/06: Car. 2 @ Devils 3 (MADDEN)  
Goalenders: BROUDEUR/Ward
17. 1/19/06: Chi. 1 @ DEVILS 2 (PARISE)  
Goalenders: BROUDEUR/Boucher
18. 1/12/06: DEVILS 2 @ LA 3 (Kopitar)  
Goalenders: BROUDEUR/Garon
19. 12/2/06: DEVILS 2 @ NYI 3 (PARISE)  
Goalenders: BROUDEUR/Nittyymaki
20. 12/19/06: Atl. 4 @ DEVILS 3 (Vy. Kozlov)  
Goalenders: BROUDEUR/Lehtonen
21. 1/2/07: NYR 3 @ Devils 2 (Hossa)  
Goalenders: BROUDEUR/Lundqvist
22. 1/18/07: TB 3 @ DEVILS 2 (Richards)  
Goalenders: BROUDEUR/Holmqvist
23. 1/20/07: Phi. 1 @ Devils 4 (GIONTA)  
Goalenders: BROUDEUR/Nittyymaki
24. 1/30/07: DEVILS 3 @ Atl. 2 (Hossa)  
Goalenders: BROUDEUR/Lehtonen
25. 2/6/07: NYR 2 @ DEVILS 3 (GIONTA)  
Goalenders: BROUDEUR/Lundqvist
26. 2/22/07: DEVILS 2 @ NYI 2 (LANGENBRUNNER)  
Goalenders: BROUDEUR/Lundqvist
27. 3/2/07: Tor. 4 @ DEVILS 3 (O'Neill)  
Goalenders: BROUDEUR/Raycroft
28. 3/8/07: DEVILS 2 @ NYI 3 (ELIAS)  
Goalenders: BROUDEUR/Flury
3. 3/24/07: DEVILS 4 @ Fla. 3 (ZAJAC)  
Goalenders: BROUDEUR/Balfour
30. 4/3/07: Ott. 1 @ DEVILS 2 (MADDEN)  
Goalenders: BROUDEUR/Emery
31. 4/8/07: NYI 3 @ DEVILS 2 (Kozlov)  
Goalenders: CLEMMENSEN/Dubielewicz
- 
32. 11/3/07: DEVILS 1 @ NYR 2 (Prucha)  
Goalenders: BROUDEUR/Lundqvist
33. 12/2/07: Atl. 2 @ Devils 3 (GIONTA)  
Goalenders: BROUDEUR/Hedberg
34. 12/28/07: Buf. 1 @ DEVILS 2 (PARISE)  
Goalenders: BROUDEUR/Johnson
35. 1/8/08: Buf. 1 @ DEVILS 2 (ELIAS)  
Goalenders: BROUDEUR/Miller
36. 1/12/08: DEVILS 2 @ Buf. 2 (PARISE)  
Goalenders: BROUDEUR/Miller
37. 2/6/08: DEVILS 2 @ Buf. 3 (Stafford)  
Goalenders: BROUDEUR/Miller
38. 2/15/08: Atn. 0 @ Devils 3 (Dupuis)  
Goalenders: BROUDEUR/Hedberg
39. 3/13/08: DEVILS 4 @ Min. 3 (LANGENBRUNNER)  
Goalenders: BROUDEUR/Backstrom
40. 3/19/08: NYR 3 @ Devils 3 (Dawson)  
Goalenders: BROUDEUR/Lundqvist
41. 3/28/08: Phi. 4 @ DEVILS 5 (LANGENBRUNNER)  
Goalenders: BROUDEUR/Lehtonen
42. 4/2/08: Bos. 2 @ DEVILS 3 (PARISE)  
Goalenders: BROUDEUR/Thomas
43. 4/6/08: NYR 2 @ DEVILS 3 (ELIAS)  
Goalenders: BROUDEUR/Lundqvist
- 
44. 10/18/08: DEVILS 4 @ Wsh. 3 (PARISE)  
Goalenders: BROUDEUR/Johnson
45. 10/29/08: Tor. 6 @ DEVILS 5 (Hagman)  
Goalenders: BROUDEUR/Toskala
46. 1/15/08: TB 3 @ DEVILS 4 (LANGENBRUNNER)  
Goalenders: Brodeur
47. 1/15/08: Wsh. 5 @ DEVILS 6 (PARISE)  
Goalenders: CLEMMENSEN/Theodore
48. 12/16/08: Det. 3 @ Devils 3 (Blake)  
Goalenders: CLEMMENSEN/Toskala
49. 12/21/08: Phi. 2 @ DEVILS 3 (ZAJAC)  
Goalenders: CLEMMENSEN/Nittyymaki
50. 2/19/08: NYR 2 @ Devils 2 (ELIAS)  
Goalenders: WEEKES/Ramo
51. 4/9/09: DEVILS 3 @ Ott. 2 (SHANAHAN)  
Goalenders: BROUDEUR/Auld
- 
52. 10/8/09: DEVILS 4 @ TB 3 (PARISE)  
Goalenders: BROUDEUR/Smith
53. 10/12/09: DET. 2 @ LANGENBRUNNER)  
Goalenders: BROUDEUR/Theodore
54. 10/31/09: DEVILS 2 @ TB 1 (CLARKSON)  
Goalenders: BROUDEUR/Nittyymaki
55. 1/19/09: DEVILS 2 @ Nsh. 3 (Erat)  
Goalenders: BROUDEUR/Rinne
56. 1/27/09: DEVILS 2 @ Bos. 1 (LANGENBRUNNER)  
Goalenders: BROUDEUR/Rask
57. 12/5/09: Det. 3 @ DEVILS 4 (ELIAS)  
Goalenders: BROUDEUR/Osgood
58. 1/12/10: DEVILS 2 @ NYI 2 (ELIAS)  
Goalenders: BROUDEUR/Lundqvist
59. 1/27/10: DEVILS 1 @ Buf. 2 (Hecht)  
Goalenders: BROUDEUR/Miller
60. 3/18/10: TB 2 @ Devils 2 (Kulamin)  
Goalenders: DANIS/Giguere
61. 3/25/10: NYR 4 @ DEVILS 3 (Christensen)  
Goalenders: BROUDEUR/Lundqvist
62. 4/2/10: Chi. 1 @ Devils 1 (Toews)  
Goalenders: BROUDEUR/Niemelä
- 
63. 11/10/10: Buf. 5 @ DEVILS 4 (Roy)  
Goalenders: HEDBERG/Enroth
64. 11/24/10: Cgy. 1 @ DEVILS 2 (KOVALCHUK)  
Goalenders: HEDBERG/Karlsson
65. 11/27/10: Phi. 1 @ DEVILS 2 (ZAJAC)  
Goalenders: HEDBERG/Boucher
66. 3/6/11: DEVILS 3 @ NYI 2 (HOLSTON)  
Goalenders: BROUDEUR/Montoya
67. 3/23/11: DEVILS 0 @ NYI 1 (Newell)  
Goalenders: BROUDEUR/Flury
- 
68. 10/13/11: LA 1 @ DEVILS 2 (KOVALCHUK)  
Goalenders: HEDBERG/Quick
69. 10/15/11: DEVILS 3 @ Nsh. 2 (KOVALCHUK)  
Goalenders: HEDBERG/Rinne
70. 10/21/11: SJ 1 @ DEVILS 3 (Gowle)  
Goalenders: HEDBERG/Niemelä
71. 11/3/11: DEVILS 4 @ Phi. 3 (ELIAS)  
Goalenders: HEDBERG/Golovnyy
72. 11/12/11: DEVILS 3 @ Wsh. 2 (CLARKSON)  
Goalenders: HEDBERG/Neuvirth
73. 11/23/11: CBJ 1 @ DEVILS 2 (KOVALCHUK)  
Goalenders: BROUDEUR/Garon
74. 12/8/11: Ott. 4 @ DEVILS 5 (HENRIQUE)  
Goalenders: HEDBERG/Auld
75. 12/13/11: DEVILS 3 @ Fla. 2 (KOVALCHUK)  
Goalenders: BROUDEUR/Theodore
76. 12/23/11: Wsh. 3 @ DEVILS 4 (KOVALCHUK)  
Goalenders: BROUDEUR/Neuvirth
77. 1/24/12: Buf. 2 @ DEVILS 3 (Gerbe)  
Goalenders: BROUDEUR/Miller
78. 1/31/12: NYR 3 @ DEVILS 4 (KOVALCHUK)  
Goalenders: BROUDEUR/Bishop
79. 2/9/12: St. 1 @ DEVILS 3 (Oshie)  
Goalenders: HEDBERG/Elliott
80. 2/17/12: Ana. 2 @ DEVILS 3 (ELIAS)  
Goalenders: BROUDEUR/Johnson
81. 3/15/12: Col. 0 @ DEVILS 1 (KOVALCHUK)  
Goalenders: BROUDEUR/Giguere
82. 3/23/12: Tor. 4 @ DEVILS 3 (Kadri)  
Goalenders: BROUDEUR/Ramiro
83. 3/27/12: Chi. 1 @ DEVILS 2 (ZAJAC)  
Goalenders: BROUDEUR/Crawford
- 
84. 1/29/13: DEVILS 1 @ Bos. 2 (Marchand)  
Goalenders: HEDBERG/Rask
85. 2/18/13: Ott. 0 @ DEVILS 3 (Silfverberg)  
Goalenders: BROUDEUR/Bishop
86. 3/2/13: DEVILS 3 @ Buf. 4 (Pominville)  
Goalenders: HEDBERG/Miller
87. 3/7/13: Buf. 1 @ DEVILS 3 (CLARKSON)  
Goalenders: HEDBERG/Miller
88. 3/10/13: Wpg. 2 @ DEVILS 3 (ELIAS)  
Goalenders: HEDBERG/Pavelec
89. 3/11/13: DEVILS 0 @ Phi. 2 (Gaulux)  
Goalenders: HEDBERG/Bryzgalov
90. 3/25/13: DEVILS 2 @ Ott. 3 (Zibanejad)  
Goalenders: BROUDEUR/Johnson
91. 3/29/13: DEVILS 4 @ TB 5 (Purcell)  
Goalenders: BROUDEUR/Garon
92. 4/7/13: DEVILS 2 @ Buf. 2 (Gerbe)  
Goalenders: BROUDEUR/Miller
- 
93. 10/4/13: NYI 4 @ DEVILS 3 (Moulson)  
Goalenders: Brodeur/Nabokov
94. 10/7/13: DEVILS 4 @ Edm. 5 (Eberle)  
Goalenders: BROUDEUR/LaBarbera
95. 10/24/13: Van. 3 @ DEVILS 2 (Santorelli)  
Goalenders: SCHNEIDER/Blum
96. 1/18/13: DEVILS 1 @ Tor. 2 (van Riemsdyk)  
Goalenders: SCHNEIDER/Bernier
97. 12/4/13: Mtl. 4 @ DEVILS 3 (Deshaunais)  
Goalenders: SCHNEIDER/Budaj
98. 12/27/13: CBJ 2 @ DEVILS 1 (Atkinson)  
Goalenders: BROUDEUR/McInnis
99. 1/12/14: DEVILS 1 @ Tor. 3 (van Riemsdyk)  
Goalenders: SCHNEIDER/Bernier
100. 1/16/14: DEVILS 1 @ Col. 2 (Duchene)  
Goalenders: Schneider/Varkki
101. 3/27/14: Phx. 3 @ DEVILS 2 (Boedker)  
Goalenders: BROUDEUR/Greiss
102. 3/29/14: DEVILS 2 @ NYI 2 (Nielsen)  
Goalenders: SCHNEIDER/Nielsen
103. 4/1/14: DEVILS 2 @ Buf. 3 (Leino)  
Goalenders: SCHNEIDER/Lieuwen
104. 4/10/14: DEVILS 1 @ Ott. 2 (Karlsson)  
Goalenders: SCHNEIDER/Lehner
105. 4/11/14: NYI 3 @ DEVILS 2 (Bailey)  
Goalenders: BROUDEUR/Nilsson
- 
106. 10/24/14: Dal. 3 @ DEVILS 2 (Spezza)  
Goalenders: SCHNEIDER/Lehtonen
107. 10/30/14: Wpg. 1 @ DEVILS 2 (JOSEFSON)  
Goalenders: SCHNEIDER/Pavelec
108. 11/22/14: DEVILS 4 @ Cgy. 5 (Hudler)  
Goalenders: CLEMMENSEN/Ramo
109. 11/28/14: Det. 1 @ Devils 4 (Nyquist)  
Goalenders: SCHNEIDER/Mrazek
110. 12/9/14: Chi. 3 @ DEVILS 2 (Toews)  
Goalenders: KINKAID/Halak
111. 12/15/14: DEVILS 2 @ NYI 3 (Bailey)  
Goalenders: KINKAID/Halak
112. 12/19/14: TB 2 @ DEVILS 3 (ELIAS)  
Goalenders: KINKAID/Nabokov
113. 12/23/14: Car. 2 @ DEVILS 1 (Terry)  
Goalenders: SCHNEIDER/Khudobin
114. 1/28/15: Tor. 1 @ DEVILS 2 (JOSEFSON)  
Goalenders: SCHNEIDER/Bernier
115. 2/17/15: Buf. 1 @ DEVILS 2 (GOMEZ)  
Goalenders: SCHNEIDER/Neuvirth
116. 3/12/15: DEVILS 1 @ NYI 2 (Ignatjuk)  
Goalenders: SCHNEIDER/Varlamov
117. 4/3/15: Mtl. 2 @ DEVILS 3 (JOSEFSON)  
Goalenders: KINKAID/Tokarski
- 
118. 10/16/15: SJ 2 @ DEVILS 1 (Burns)  
Goalenders: SCHNEIDER/Jones
119. 10/22/15: DEVILS 1 @ Ott. 4 (GEMPNIAK)  
Goalenders: SCHNEIDER/Hammond
120. 10/31/15: NYI 2 @ DEVILS 3 (CAMMALLERI)  
Goalenders: SCHNEIDER/Halak
121. 11/2/15: Mtl. 2 @ DEVILS 2 (Andrighetto)  
Goalenders: SCHNEIDER/Condon
122. 12/8/15: DEVILS 2 @ Tor. 3 (Kadri)  
Goalenders: SCHNEIDER/Spooner
123. 12/20/15: DEVILS 1 @ Bos. 2 (Spooner)  
Goalenders: SCHNEIDER/Gustavsson
124. 12/16/15: DEVILS 2 @ Tor. 3 (Parenteau)  
Goalenders: KINKAID/Reimer
125. 2/6/16: Wsh. 3 @ DEVILS 2 (Ovechkin)  
Goalenders: SCHNEIDER/Holby

## SHOOTOUTS

OVERALL	GP	W	L	PT%	HOME	GP	W	L	PT%	ROAD	GP	W	L	PT%
2005-06	13	9	4	.692	2005-06	5	4	1	.800	2005-06	8	5	3	.625
2006-07	18	10	8	.556	2006-07	12	6	6	.500	2006-07	6	4	2	.667
2007-08	12	8	4	.667	2007-08	8	6	2	.750	2007-08	4	2	2	.500
2008-09	8	6	2	.750	2008-09	4	3	1	.750	2008-09	4	3	1	.750
2009-10	11	6	5	.545	2009-10	3	1	2	.333	2009-10	8	5	3	.625
2010-11	5	3	2	.600	2010-11	3	2	1	.667	2010-11	2	1	1	.500
2011-12	16	12	4	.750	2011-12	12	8	4	.667	2011-12	4	4	0	1.000
2012-13	9	2	7	.222	2012-13	3	2	1	.667	2012-13	6	0	6	.000
2013-14	13	0	13	.000	2013-14	6	0	6	.000	2013-14	7	0	7	.000
2014-15	12	5	7	.417	2014-15	9	5	4	.556	2014-15	3	0	3	.000
2015-16	8	2	6	.250	2015-16	4	1	3	.250	2015-16	4	1	3	.250
<b>TOTAL</b>	<b>125</b>	<b>63</b>	<b>62</b>	<b>.504</b>	<b>TOTAL</b>	<b>69</b>	<b>38</b>	<b>31</b>	<b>.551</b>	<b>TOTAL</b>	<b>56</b>	<b>25</b>	<b>31</b>	<b>.446</b>

## SHOOTOUT HISTORY

All-Time	GP	W	L	GS	ST	GA	SA
Home	69	38	31	85	234	72	233
Road	56	25	31	60	167	65	184
<b>Total</b>	<b>125</b>	<b>63</b>	<b>62</b>	<b>145</b>	<b>401</b>	<b>137</b>	<b>417</b>

Goaltender	GP	W	L	SA	GA	Player (cont.)	G	S	GDG
M. Brodeur	72	42	30	244	75	B. Shanahan	1	1	1
S. Clemmensen	8	3	5	29	11	M. Siso	0	1	0
Y. Danis	1	0	1	3	3	L. Stempniak	1	6	1
J. Hedberg	15	9	6	47	16	S. Sullivan	0	1	0
K. Kinkaid	5	2	3	15	5	P. Sykora	0	1	0
C. Schneider	22	5	17	73	30	M. Tedenby	0	3	0
K. Weekes	2	2	0	6	2	T. Zajac	6	26	4
						M. Zidlicky	0	3	0
						D. Zubrus	0	2	0

Player	G	S	GDG	Vs. Team	GP	W	L
J. Arnott	1	2	0	Anaheim	1	1	0
A. Asham	0	1	0	Arizona	1	0	1
J. Blandisi	0	1	0	Boston	5	3	2
R. Boucher	2	5	0	Buffalo	12	5	7
D. Brunner	1	6	0	Calgary	2	1	1
S. Brylin	2	12	1	Carolina	2	1	1
B. Butler	0	1	0	Chicago	5	3	2
M. Cammalleri	3	10	1	Colorado	4	1	3
D. Clarkson	3	7	3	Columbus	2	1	1
R. Clowe	0	5	0	Dallas	1	0	1
P. Elias	25	72	10	Detroit	2	1	1
B. Gionta	14	37	4	Edmonton	2	1	1
S. Gomez	4	10	2	Florida	2	2	0
M. Havlat	0	1	0	Los Angeles	2	1	1
A. Henrique	2	16	1	Minnesota	2	2	0
J. Jagr	1	8	0	Montreal	3	1	2
J. Josefson	9	18	3	Nashville	4	2	2
I. Kovalchuk	15	26	8	NY Islanders	10	3	7
V. Kozlov	8	12	5	NY Rangers	10	5	5
J. Langenbrunner	13	29	6	Ottawa	8	5	3
A. Larsson	0	1	0	Philadelphia	8	7	1
A. Loktionov	0	1	0	Pittsburgh	2	1	1
J. Madden	4	10	3	San Jose	2	0	2
A. Mogilny	0	4	0	St. Louis	1	0	1
K. Palmieri	0	1	0	Tampa Bay	7	5	2
Z. Parise	29	63	9	Toronto	11	2	9
K. Rachunek	0	1	0	Vancouver	1	0	1
B. Rolston	1	3	1	Washington	7	6	1
T. Ruutu	0	2	0	Winnipeg/Atl.	6	3	3
M. Ryder	0	3	0				
D. Schlemko	0	1	0				
D. Severson	0	1	0				

**POWER PLAY:**

YEAR	PPG-ADV	PCT	RANK
1982-83	66-302	21.9%	14th
1983-84	51-363	14.0%	21st
1984-85	70-362	19.3%	20th
1985-86	70-355	19.7%	19th
1986-87	82-382	21.5%	8th-tie
1987-88	98-481	20.4%	10th
1988-89	85-465	18.3%	20th
1989-90	64-337	19.0%	15th
1990-91	69-347	19.9%	9th-tie
1991-92	59-338	17.5%	16th-tie
1992-93	77-400	19.3%	12th
1993-94	61-333	18.3%	17th
1994-95	22-164	13.4%	23rd
1995-96	55-365	15.1%	23rd-tie
1996-97	40-288	13.9%	22nd-tie
1997-98	63-334	18.9%	2nd
1998-99	60-304	19.7%	4th
1999-00	55-274	20.1%	3rd
2000-01	71-310	22.9%	1st
2001-02	44-261	16.9%	9th
2002-03	56-303	11.9%	30th
2003-04	51-312	16.3%	15th
2005-06	78-439	17.8%	18th
2006-07	65-367	17.7%	15th-tie
2007-08	50-320	15.6%	25th
2008-09	58-307	18.9%	15th
2009-10	51-273	18.7%	11th
2010-11	34-237	14.3%	28th
2011-12	46-267	17.2%	14th-tie
2012-13	28-176	15.9%	20th-tie
2013-14	47-241	19.5%	9th-tie
2014-15	41-212	19.3%	8th-tie
2015-16	51-256	19.9%	9th

**PENALTY KILLING:**

YEAR	PPGA-TS	PCT	RANK
1982-83	78-294	73.5%	17th
1983-84	83-336	75.3%	16th
1984-85	74-316	76.6%	13th
1985-86	103-400	74.3%	19th
1986-87	95-361	73.7%	20th
1987-88	101-468	78.4%	14th
1988-89	115-468	75.4%	18th
1989-90	67-340	80.3%	10th-tie
1990-91	80-394	79.7%	14th
1991-92	68-374	81.8%	6th-tie
1992-93	79-425	81.4%	12th
1993-94	71-376	81.1%	15th-tie
1994-95	28-149	81.2%	16th
1995-96	49-319	84.6%	4th
1996-97	28-235	88.1%	1st
1997-98	41-309	86.7%	4th
1998-99	47-325	85.5%	11th
1999-00	39-313	87.5%	3rd-tie
2000-01	49-320	84.7%	11th-tie
2001-02	43-265	83.8%	18th-tie
2002-03	32-264	87.9%	1st
2003-04	39-266	85.3%	6th-tie
2005-06	63-348	81.9%	26th
2006-07	40-271	85.2%	4th
2007-08	54-314	82.8%	13th
2008-09	65-324	79.9%	20th-tie
2009-10	41-239	82.8%	13th
2010-11	40-241	83.4%	11th
2011-12	27-259	89.6%	1st
2012-13	32-169	81.1%	15th-tie
2013-14	36-264	86.4%	1st
2014-15	52-268	80.6%	20th-tie
2015-16	45-264	83.0%	8th

**PENALTY MINUTES:**

YEAR	MINUTES	AVG
1982-83	1270	15.9
1983-84	1352	16.9
1984-85	1282	16.0
1985-86	1424	17.8
1986-87	1735	21.7
1987-88	2319	29.0
1988-89	2494	31.2
1989-90	1662	20.8
1990-91	2022	25.3
1991-92	1611	20.1
1992-93	1815	21.6
1993-94	1734	20.6
1994-95	763	15.9
1995-96	1496	18.2
1996-97	1135	13.8
1997-98	1488	18.1
1998-99	1355	16.5
1999-00	1313	16.0
2000-01	1235	15.1
2001-02	1010	12.3
2002-03	903	11.4
2003-04	894	10.9
2005-06	948	11.6
2006-07	830	10.1
2007-08	974	11.9
2008-09	1058	12.9
2009-10	859	10.5
2010-11	765	9.3
2011-12	944	11.5
2012-13	509	10.6
2013-14	656	8.0
2014-15	760	9.3
2015-16	814	9.9

**SHORTHANDED GOALS:**

YEAR	FOR	AGAINST
1982-83	7	10
1983-84	5	13
1984-85	9	12
1985-86	5	5
1986-87	9	10
1987-88	18	12
1988-89	7	15
1989-90	10	12
1990-91	8	13
1991-92	15	10
1992-93	8	19
1993-94	10	8
1994-95	3	3
1995-96	11	9
1996-97	4	9
1997-98	4	9
1998-99	7	5
1999-00	9	9
2000-01	9	6
2001-02	2	8
2002-03	7	4
2003-04	8	5
2005-06	3	6
2006-07	4	11
2007-08	6	7
2008-09	12	4
2009-10	7	5
2010-11	13	8
2011-12	5	13
2012-13	11	6
2013-14	9	4
2014-15	7	4
2015-16	8	5

**PENALTY SHOTS**

NO.	DATE	SHOOTER	GOALTENDER	SITE	RESULT
1.	12/17/84	Rocky Trotter	Andy Moog, Edm.	New Jersey	SCORE
2.	3/21/87	Kirk Muller	Greg Millen, StL.	St. Louis	SCORE
3.	10/09/87	Mark Johnson (SH)	Pat Riggin, Pit.	New Jersey	Save
4.	3/05/88	Aaron Broten (PP)	Doug Keans, Bos.	Boston	Save
5.	3/12/88	Mark Johnson	Ron Hextall, Phi.	Philadelphia	SCORE
6.	3/24/88	Aaron Broten	Greg Millen, StL.	St. Louis	SCORE
7.	3/27/88	Pat Verbeek	John Vanbiesbrouck, NYR	New Jersey	SCORE
8.	3/14/89	Kirk Muller	Mike Vernon, Cgy.	New Jersey	Save
9.	4/02/89	Anders Carlsson	Don Beaupre, Wsh.	New Jersey	Save
10.	11/23/91	Doug Brown	Ken Wregget, Phi.	Philadelphia	SCORE
11.	2/07/96	Scott Niedermayer	Ken Wregget, Pit.	New Jersey	Save
12.	2/27/97	John MacLean	Dominik Hasek, Buf.	New Jersey	SCORE
13.	11/11/98	Scott Niedermayer (SH)	Jose Theodore, Mtl.	New Jersey	SCORE
14.	12/30/98	Jay Pandolfo	Rick Tabaracci, Wsh.	Washington	Save
15.	1/06/00	Petr Sykora	Dwayne Roloson, Buf.	Buffalo	SCORE
16.	2/29/00	John Madden	Mike Dunham, Nsh.	Nashville	Save
17.	3/10/00	Patrik Elias (PP)	Damian Rhodes, Atl.	Atlanta	SCORE
18.	3/11/00	Sergei Nemchinov	Olaf Kolzig, Wsh.	Washington	Save
19.	12/01/00	Patrik Elias (OT)	John Vanbiesbrouck, NYI	New Jersey	Save
20.	1/21/01	Petr Sykora	Emmanuel Fernandez, Min.	Minnesota	Save
21.	12/19/01	Colin White	Mike Richter, NYR	NY Rangers	Save
22.	3/20/02	Sergei Brylin	Jocelyn Thibault, Chi.	Chicago	Save
23.	12/10/03	Patrik Elias (OT)	Garth Snow, NYI	New Jersey	Save
24.	1/23/04	Grant Marshall	Jose Theodore, Mtl.	New Jersey	Save



25.	11/25/05	Brian Gionta	Sean Burke, TB	Tampa Bay	Save
26.	12/31/05	Scott Gomez	Ed Belfour, Tor.	New Jersey	SCORE
27.	2/04/06	Viktor Kozlov	Ed Belfour, Tor.	Toronto	Save
28.	2/14/07	Erik Rasmussen	David Aebischer, Mtl.	New Jersey	Save
29.	12/28/07	Arnon Asham	Ryan Miller, Buf.	New Jersey	SCORE
30.	4/03/09	Brendan Shanahan	Karri Ramo, TB	New Jersey	SCORE
31.	10/31/09	Jamie Langenbrunner (SH)	Antero Niittymaki, TB	Tampa Bay	Save
32.	3/12/10	Ilya Kovalchuk	Marc-Andre Fleury, Pit.	New Jersey	Save
33.	11/22/10	Mattias Tedenby	Braden Holtby, Wsh.	New Jersey	SCORE
34.	4/02/11	Mattias Tedenby	Carey Price, Mtl.	New Jersey	Save
35.	10/21/11	Zach Parise (SH)	Antti Niemi, SJ	San Jose	SCORE
36.	12/10/11	Zach Parise (PP)	Carey Price, Mtl.	New Jersey	Save
37.	12/31/11	Ilya Kovalchuk	Marc-Andre Fleury, Pit.	New Jersey	SCORE
38.	1/14/12	Patrik Elias	Ondrej Pavelec, Wpg.	Winnipeg	Save
39.	1/22/13	Ilya Kovalchuk (SH)	Ilya Bryzgalov, Phi.	New Jersey	SCORE
40.	2/23/13	Steve Bernier (PP)	Braden Holtby, Wsh.	Washington	Save
41.	3/29/13	Tom Kostopoulos	Mathieu Garon, TB	Tampa Bay	SCORE
42.	10/03/13	Adam Henrique	Marc-Andre Fleury, Pit.	Pittsburgh	Save
43.	2/17/15	Adam Henrique	Michal Neuvirth, Buf.	New Jersey	Save

**PENALTY SHOTS AGAINST**

NO.	DATE	SHOOTER	GOALTENDER	SITE	RESULT
1.	10/09/82	Terry Martin, Tor.	Glenn Resch	Toronto	SAVE
2.	3/14/83	Paul Reinhart, Cgy.	Ron Low	New Jersey	Score
3.	12/19/85	Brian Propp, Phi. (PP)	Brian Propp, Phi. (PP)	Philadelphia	SAVE
4.	2/13/86	Mats Naslund, Mtl.	Glenn Resch	New Jersey	Score
5.	3/01/86	Steve Kasper, Bos. (SH)	Alain Chevrier	Boston	SAVE
6.	1/06/87	Rick Tocchet, Phi.	Craig Billington	Philadelphia	SAVE
7.	1/28/87	Marcel Dionne, LA	Alain Chevrier	Los Angeles	SAVE
8.	1/07/88	Greg Adams, Van.	Alain Chevrier	New Jersey	SAVE
9.	1/19/88	Yvon Corrivueau, Wsh.	Bob Sauve	Washington	SAVE
10.	2/07/88	Geoff Courtnall, Bos.	Alain Chevrier	Boston	SAVE
11.	12/31/88	Mario Lemieux, Pit. (SH)	Chris Terrier	Pittsburgh	Score
12.	2/02/89	Luc Robitaille, LA (OT)	Sean Burke	Los Angeles	SAVE
13.	11/17/90	Mike Ricci, Phi.	Chris Terrier	New Jersey	SAVE
14.	1/05/91	Bob Errey, Pit.	Chris Terrier	Pittsburgh	SAVE
15.	10/13/91	Murray Craven, Phi.	Chris Terrier	Philadelphia	Score
16.	3/19/94	Fay Bourque, Bos.	Chris Terrier	Boston	Score
17.	10/30/99	Valeri Zelepukin, Phi.	Martin Brodeur	Philadelphia	SAVE
18.	11/24/99	Fredrik Olausson, Ana.	Martin Brodeur	Anaheim	Score
19.	2/27/01	Dave Scatchard, NYI	Martin Brodeur	NY Islanders	SAVE
20.	12/15/05	Marian Hossa, Atl. (OT)	Martin Brodeur	New Jersey	SAVE
21.	12/16/07	Daniel Briere, Phi. (PP)	Martin Brodeur	New Jersey	SAVE
22.	10/10/08	Kyle Okposo, NYI	Martin Brodeur	New Jersey	SAVE
23.	11/23/08	Ryan Malone, TB	Scott Clemmensen	Tampa Bay	Score
24.	2/07/09	Patrick O'Sullivan, LA	Scott Clemmensen	New Jersey	Score
25.	10/09/10	Alex Ovechkin, Wsh.	Martin Brodeur	Washington	Score
26.	11/01/10	Henrik Sedin, Van.	Martin Brodeur	Vancouver	Score
27.	12/02/10	Tomas Plekanec, Mtl.	Mike McKenna	New Jersey	Score
28.	10/15/11	Sergei Kostitsyn, Nsh. (PP)	Johan Hedberg	Nashville	SAVE
29.	11/03/11	Maxime Talbot, Phi.	Johan Hedberg	Philadelphia	Score
30.	11/25/11	Michael Grabner, NYI (SH)	Johan Hedberg	NY Islanders	SAVE
31.	3/17/12	Chris Kunitz, Pit.	Martin Brodeur	New Jersey	SAVE
32.	3/20/12	Erik Condra, Ott.	Johan Hedberg	Ottawa	SAVE
33.	2/16/13	David Ullstrom, NYI	Johan Hedberg	NY Islanders	SAVE
34.	4/10/13	Johnny Boychuk, Bos. (SH)	Martin Brodeur	New Jersey	SAVE
35.	4/20/13	Quinton Howden, Fla.	Martin Brodeur	New Jersey	SAVE
36.	1/26/14	Derek Stepan, NYR	Cory Schneider	New Jersey*	Score
37.	3/15/14	J.T. Brown, TB	Martin Brodeur	Tampa Bay	SAVE
38.	4/10/14	Ales Hemsky, Ott.	Cory Schneider	Ottawa	SAVE
39.	10/18/14	Tommy Wingels, SJ	Cory Schneider	New Jersey	SAVE
40.	12/20/14	Alex Ovechkin, Wsh.	Cory Schneider	New Jersey	SAVE
41.	3/31/15	Brandon Dubinsky, CBJ	Cory Schneider	Columbus	Score
42.	10/16/15	Patrick Marleau, SJ	Cory Schneider	New Jersey	SAVE
43.	11/22/15	Radim Vrbata, Van. (PP)	Cory Schneider	Vancouver	SAVE
44.	12/06/15	Jonathan Huberdeau, Fla.	Cory Schneider	New Jersey	SAVE
45.	1/06/16	David Desharnais, Mtl.	Cory Schneider	Montreal	SAVE

**CURRENT DEVILS' PENALTY SHOTS**

SHOOTER	DATE	OPPOSITION	RESULT	SCORE
Michael Cammalleri	12/16/10	vs. Tim Thomas, Bos.	SCORE	Bos. 3 @ Mtl. 4
Vernon Fiddler	11/06/08	vs. Miikka Kiprusoff, Cgy. (SH)	SCORE	Nsh. 6 @ Cgy. 7
Taylor Hall	11/05/13	vs. Tuukka Rask, Bos.	Save	Dal. 3 @ Bos. 2
	12/22/11	vs. Niklas Backstrom, Min.	Save	Min. 1 @ Edm. 4
	2/04/13	vs. Roberto Luongo, Van. (OT)	Save	Van. 3 @ Edm. 2 (OT)
	10/20/14	vs. Ben Bishop, TB	SCORE	TB 2 @ Edm. 3
Adam Henrique	10/03/13	vs. Marc-Andre Fleury, Pit.	Save	NJ 0 @ Pit. 3
	2/17/15	vs. Michal Neuvirth, Buf.	Save	Buf. 1 @ NJ 2 (SO)
Mattias Tedenby	11/22/10	vs. Braden Holtby, Wsh.	SCORE	Wsh. 0 @ NJ 5
	4/02/11	vs. Carey Price, Mtl.	Save	Mtl. 3 @ NJ 1

GOALTENDER	DATE	OPPOSITION	RESULT	SCORE
Cory Schneider (12:14)	12/31/10	vs. James Neal, Dal. (PP)	SAVE	Van. 4 @ Dal. 1
	4/02/11	vs. Teemu Hartikainen, Edm.	SAVE	Edm. 4 @ Van. 1
	10/10/10	vs. Maksim Mayorov, CBJ	SAVE	Van. 3 @ CBJ 2
	1/07/12	vs. Daniel Paille, Bos. (SH)	SAVE	Van. 4 @ Bos. 3
	3/22/12	vs. Mike Ribeiro, Dal.	SAVE	Van. 2 @ Dal. 1
	1/26/14	vs. Derek Stepan, NYR (PP)	Score	NYR 7 @ NJ 3*
	4/10/14	vs. Ales Hemsky, Ott.	SAVE	NJ 1 @ Ott. 2 (SO)
	10/18/14	vs. Tommy Wingels, SJ	SAVE	SJ 4 @ NJ 2
	12/20/14	vs. Alex Ovechkin, Wsh.	SAVE	Wsh. 4 @ NJ 0
	3/31/15	vs. Brandon Dubinsky, CBJ	Score	NJ 2 @ CBJ 3 (OT)
	10/16/15	vs. Patrick Marleau, SJ	SAVE	SJ 2 @ NJ 1 (SO)
	11/22/15	vs. Radim Vrbata, Van. (PP)	SAVE	NJ 3 @ Van. 2
	12/06/15	vs. Jonathan Huberdeau, Fla.	SAVE	Fla. 2 @ NJ 4
	1/06/16	vs. David Desharnais, Mtl.	SAVE	NJ 1 @ Mtl. 2

\*At Yankee Stadium, Bronx, NY.

## CURRENT DEVILS' HAT TRICKS

NO.	DATE	SCORE	GOALTENDER(S)
<b>MICHAEL CAMMALLERI (5)</b>			
1.	11/27/08	CALGARY 4 at Vancouver 3	Curtis Sanford
2.	1/28/09	Buffalo 2 at CALGARY 5	Ryan Miller
3.	10/24/09	NY Rangers 4 at MONTREAL 5 (OT)(GW)	Henrik Lundqvist
4.	12/04/09	Boston 1 at MONTREAL 5 (GW)	Tim Thomas
5.	2/13/13	Dallas 4 at CALGARY 7 (GW)	Richard Bachman (2), ENG
<b>VERNON FIDDLER (1)</b>			
1.	11/12/10	Calgary 4 at PHOENIX 5 (GW)	Miikka Kiprusoff
<b>TAYLOR HALL (3)</b>			
1.	11/19/11	Chicago 2 at EDMONTON 9	Crawford (1), Emery (2)
2.	3/30/13	Vancouver 0 at EDMONTON 4 (GW)	Schneider (1), Luongo (2)
3.	12/05/13	Colorado 2 at EDMONTON 8	Semyon Varlamov
<b>KYLE PALMIERI (1)</b>			
1.	2/27/13	Nashville 1 at ANAHEIM 5 (GW)	Pekka Rinne
<b>TRAVIS ZAJAC (1)</b>			
1.	3/31/14	Florida 3 at DEVILS 6	Dan Ellis

## DEVILS' HAT TRICKS

NO.	DATE	PLAYER	SCORE	GOALTENDER(S)
1.	12/03/82	Steve Tambellini	Hartford 4 at DEVILS 5	Millen
2.	12/27/83	Bobby MacMillan	St. Louis 5 at DEVILS 4 (OT)	Heinz
3.	1/07/84	Bobby MacMillan	DEVILS 7 at Pittsburgh 4	Romano
4.	10/31/84	Uli Hiemer	Pittsburgh 7 at DEVILS 6	Herron
5.	11/18/84	Rich Preston	DEVILS 6 at Rangers 0	Vanbiesbrouck
6.	1/18/85	Aaron Broten	Rangers 9 at DEVILS 6	Vanbiesbrouck
7.	10/10/85	Paul Gagne	DEVILS 6 at Philadelphia 5	Lindbergh
8.	3/02/86	Mark Johnson	Winnipeg 4 at DEVILS 6	Hayward (2), ENG
9.	3/08/86	Pat Verbeek	Philadelphia 3 at DEVILS 7	Jensen (1), Froese (2)
10.	4/02/86	Mark Johnson	Quebec 5 at DEVILS 6	Gosselin
11.	10/29/86	Kirk Muller	DEVILS 8 at Pittsburgh 6	Romano
12.	1/22/87	Doug Sulliman	Calgary 5 at DEVILS 7	Dadswell
13.	3/25/87	Pat Verbeek	DEVILS 8 at Rangers 2	Vanbiesbrouck
14.	3/31/87	Perry Anderson	Pittsburgh 3 at DEVILS 5	Melochie
15.	1/07/88	Kirk Muller	Vancouver 6 at DEVILS 3	Caprice
16.	1/10/88	Pat Verbeek	DEVILS 7 at Philadelphia 5	Laforest
17.	1/15/88	Kirk Muller	Toronto 3 at DEVILS 7	Reese (2), Wregget (1)
18.	1/28/88	John MacLean	Pittsburgh 3 at DEVILS 6	Melochie
19.	2/28/88	Pat Verbeek (4)	Minnesota 6 at DEVILS 8	Beaupre
20.	2/28/88	Kirk Muller	Minnesota 6 at DEVILS 8	Beaupre
21.	12/07/88	John MacLean	Washington 1 at DEVILS 5	Malarchuk
22.	12/09/88	John MacLean	NY Islanders 5 at DEVILS 6	Hrudey
23.	12/15/88	John MacLean	Toronto 3 at DEVILS 6	Wregget
24.	2/13/89	Brendan Shanahan	Toronto 1 at DEVILS 8	Bester
25.	2/13/89	Pat Verbeek	Toronto 1 at DEVILS 8	Bester
26.	10/05/89	Sylvain Turgeon	DEVILS 6 at Philadelphia 2	Wregget
27.	12/05/90	Claude Lemieux	Vancouver 4 at DEVILS 9	McLean
28.	1/24/91	Claude Lemieux	Quebec 1 at DEVILS 6	Gordon (2), Tugnut (1)
29.	1/28/91	John MacLean*	DEVILS 6 at Detroit 2	Gagnon (1), King (2)
30.	2/25/91	John MacLean	Washington 1 at DEVILS 5	Hrivnak (2), Liut (1)
31.	10/18/91	David Maley	DEVILS 5 at Washington 6	Hrivnak
32.	11/20/91	Stephane Richer	Washington 6 at DEVILS 5 (OT)	Beaupre
33.	12/29/91	Peter Stastny*	Washington 4 at DEVILS 3	Beaupre
34.	10/10/92	Bobby Holik	NY Rangers 2 at DEVILS 4	Vanbiesbrouck
35.	10/22/92	Claude Lemieux	DEVILS 6 at Chicago 5 (OT)	Belfour
36.	1/22/93	Bobby Holik	Montreal 2 at DEVILS 6	Racicot
37.	3/29/93	Stephane Richer*	San Jose 0 at DEVILS 5	Hackett
38.	10/16/93	Alexander Semak	DEVILS 6 at NY Islanders 3	Hextall (2), Draper (1)
39.	1/01/94	Bernie Nicholls	DEVILS 7 at Ottawa 1	Billington
40.	3/26/96	Stephane Richer	DEVILS 6 at Tampa Bay 4	Puppa (2), ENG
41.	11/16/96	Brian Rolston	Tampa Bay 3 at DEVILS 6	Wilkinson
42.	12/31/96	Bill Guerin	DEVILS 5 at Buffalo 6	Hasek
43.	3/13/97	Randy McKay	Hartford 0 at DEVILS 6	Muzzatti
44.	3/24/98	Randy McKay	Philadelphia 2 at DEVILS 3	Hextall
45.	12/23/98	Bobby Holik	St. Louis 2 at DEVILS 4	Fuhr
46.	12/26/99	Scott Gomez	DEVILS 3 at NY Rangers 3 (OT)	Richter
47.	10/28/00	Randy McKay (4)	DEVILS 9 at Pittsburgh 0	Aubin (2), Snow (2)
48.	10/28/00	John Madden (4)	DEVILS 9 at Pittsburgh 0	Aubin (1), Snow (3)
49.	12/05/00	Patrik Elias	Colorado 1 at DEVILS 6	Roy (1), Aebischer (2)
50.	1/04/01	Alexander Mogilny	NY Islanders 2 at DEVILS 4	Vanbiesbrouck (2), Flaherty (1)
51.	3/17/01	Patrik Elias (GW)	DEVILS 6 at Edmonton 5 (OT)	Salo
52.	4/03/01	Patrik Elias	DEVILS 6 at Washington 4	Kolzig
53.	10/18/01	Patrik Elias	San Jose 1 at DEVILS 6	Nabokov (2), Kiprusoff (1)
54.	11/09/01	Patrik Elias* (GW)	Toronto 2 at DEVILS 3 (OT)	Joseph
55.	2/10/02	Jason Arnott	Buffalo 1 at DEVILS 4	Essensa
56.	2/05/03	John Madden	DEVILS 4 at Washington 1	Kolzig (2), ENG
57.	3/30/03	Patrik Elias (4*)	NY Islanders 0 at DEVILS 6	DiPietro
58.	12/31/05	Scott Gomez	Toronto 6 at DEVILS 3	Belfour
59.	4/05/06	Patrik Elias	DEVILS 6 at Pittsburgh 4	Fleury
60.	10/12/06	Brian Gionta*	Maple Leafs 6 at DEVILS 7 (SO)	Aubin
61.	10/31/07	Jay Pandolfo (GW)	Tampa Bay 1 at DEVILS 6	Holmqvist (2), Denis (1)
62.	11/30/07	Zach Parise* (GW)	Montreal 0 at DEVILS 4	Price
63.	11/23/08	Dainiye Zubrus (4)(GW)	DEVILS 7 at Tampa Bay 3	Kolzig (2), Ramo (2)
64.	1/02/10	Jamie Langenbrunner (GW)	DEVILS 5 at Minnesota 3	Backstrom
65.	4/01/11	Patrik Elias	Philadelphia 2 at DEVILS 4	Boucher
66.	2/14/12	Ilya Kovalchuk	DEVILS 4 at Buffalo 1	Miller (2), ENG
67.	3/02/12	Zach Parise (GW)	DEVILS 5 at Washington 0	Neuvirth
68.	3/08/12	Ilya Kovalchuk (GW)	NY Islanders 1 at DEVILS 5	Nabokov
69.	3/31/14	Travis Zajac	Florida 3 at DEVILS 6	Ellis
70.	1/03/15	Jaromir Jagr (GW)	Philadelphia 2 at DEVILS 5	Emery (2), Mason (1)

NO.	DATE	PLAYER	SCORE	GOALTENDER
1.	11/01/82	Lanny McDonald	Calgary 6 at DEVILS 3	Resch
2.	11/16/82	Brian Sutter (GW)	DEVILS 2 at St. Louis 7	Resch (2), MacKenzie (1)
3.	12/17/82	Jari Kurri	DEVILS 4 at Edmonton 10	Resch
4.	1/29/83	Real Cloutier	DEVILS 4 at Quebec 6	Resch
5.	10/22/83	Ken Houston	DEVILS 3 at Los Angeles 8	Low (1), Resch (2)
6.	10/29/83	Mike Bossy (GW)	DEVILS 3 at NY Islanders 5	Resch
7.	11/19/83	Jari Kurri (5)	DEVILS 4 at Edmonton 13	Low (2), Resch (3)
8.	11/19/83	Wayne Gretzky (GW)	DEVILS 4 at Edmonton 13	Low (2), Resch (1)
9.	11/19/83	Willy Lindstrom	DEVILS 4 at Edmonton 13	Low
10.	2/25/84	Greg Gilbert	DEVILS 1 at NY Islanders 7	Low
11.	3/07/84	Jim Korn (GW)	DEVILS 4 at Toronto 8	Low
12.	3/13/84	Bob Bourne	NY Islanders 5 at DEVILS 1	Resch
13.	3/22/84	Pierre Larouche* (GW)	NY Rangers 5 at DEVILS 3	Resch
14.	10/20/84	Kevin LaVallee (GW)	DEVILS 3 at St. Louis 8	Low
15.	10/20/84	Dave Barr	DEVILS 3 at St. Louis 8	Low
16.	10/25/84	Anders Hedberg	NY Rangers 11 at DEVILS 2	Kamppuri
17.	11/21/84	Brian MacLellan (GW)	DEVILS 1 at Los Angeles 8	Low (2), Resch (1)
18.	1/29/85	Dave Taylor (GW)	DEVILS 3 at Los Angeles 6	Kamppuri
19.	12/14/85	Michel Goulet* (4)	DEVILS 3 at Quebec 9	Chevrier
20.	12/14/85	Brent Ashton	DEVILS 3 at Quebec 9	Chevrier
21.	12/22/85	Scott Bjugstad (GW)	Minnesota 8 at DEVILS 3	Resch
22.	12/28/85	Mike McPhee	DEVILS 3 at Montreal 8	Resch
23.	1/04/86	Mike Gartner	DEVILS 3 at Washington 9	Resch (2), St. Laurent (1)
24.	1/21/86	Tony Tanti (GW)	DEVILS 3 at Vancouver 5	Billington
25.	2/15/86	Mike Bossy (GW)	DEVILS 5 at NY Islanders 6	Resch
26.	3/01/86	Charlie Simmer	DEVILS 3 at Boston 8	Resch (1), Chevrier (2)
27.	10/18/86	Terry Ruskowski (GW)	DEVILS 4 at Pittsburgh 8	Friesen
28.	10/29/86	Kevin LaVallee	DEVILS 8 at Pittsburgh 6	Chevrier
29.	11/09/86	Thomas Steen	DEVILS 1 at Winnipeg 8	Friesen
30.	11/23/86	Denis Savard (GW)	DEVILS 3 at Chicago 5	Chevrier
31.	12/26/86	Kelly Kisio	NY Rangers 7 at DEVILS 4	McLean
32.	2/18/87	Ray Ferraro (GW)	Hartford 6 at DEVILS 3	Chevrier (2), ENG
33.	1/22/88	Phil Housley	DEVILS 3 at Buffalo 7	Chevrier
34.	2/03/88	Esa Tikkanen	DEVILS 5 at Edmonton 8	Chevrier
35.	2/12/88	Gerard Gallant (GW)	DEVILS 3 at Detroit 4	Sauve
36.	10/14/88	Claude Lemieux (GW)	Montreal 7 at DEVILS 3	Burke
37.	10/15/88	Dave Christian	DEVILS 5 at Washington 8	Sauve
38.	11/20/88	Rick Tocchet	DEVILS 1 at Philadelphia 7	Burke
39.	12/31/88	Mario Lemieux (5)	DEVILS 6 at Pittsburgh 8	Sauve (3), Terreri (1), ENG
40.	1/27/89	Ron Francis	Hartford 8 at DEVILS 6	Burke
41.	3/25/89	Mario Lemieux (GW)	DEVILS 4 at Pittsburgh 5	Sauve (2), Burke (1)
42.	10/20/89	Rich Sutter (GW)	Vancouver 3 at DEVILS 2	Terreri
43.	11/18/89	Andy Brickley (GW)	DEVILS 4 at Boston 6	Terreri
44.	12/01/89	Pierre Turgeon	DEVILS 4 at Buffalo 6	Terreri (2), Burke (1)
45.	12/09/89	Ray Ferraro (GW)	DEVILS 3 at Hartford 7	Burke (2), Terreri (1)
46.	2/10/90	Gino Cavallini (GW)	DEVILS 0 at St. Louis 7	Terreri
47.	3/22/90	Steve Thomas (4) (GW)	DEVILS 4 at Chicago 6	Terreri
48.	11/20/90	Tomas Sandstrom*	DEVILS 4 at Los Angeles 5	Terreri
49.	12/07/90	Mike Ridley (GW)	DEVILS 2 at Washington 5	Burke
50.	1/14/91	Tomas Sandstrom (GW)	Los Angeles 6 at DEVILS 1	Terreri (1), Burke (2)
51.	1/11/92	Wendel Clark (GW)	Toronto 4 at DEVILS 3	Billington
52.	3/06/92	Pat LaFontaine	DEVILS 4 at Buffalo 5	Billington
53.	3/22/92	Mark Messier (4) (GW)	DEVILS 3 at NY Rangers 6	Erickson
54.	4/15/92	Steve Thomas (4)	DEVILS 0 at NY Islanders 7	Terreri (2), Brodeur (2)
55.	12/12/92	Kevin Stevens	DEVILS 5 at Pittsburgh 6	Terreri
56.	1/16/93	Pierre Turgeon	NY Islanders 5 at DEVILS 3	Terreri
57.	4/16/93	Pierre Turgeon	DEVILS 4 at NY Islanders 8	Terreri (1), Billington (2)
58.	12/15/93	Glen Wesley	Boston 5 at DEVILS 4	Brodeur (2), Sidorkiewicz (1)
59.	2/12/94	Cam Neely*	DEVILS 3 at Boston 5	Brodeur
60.	3/02/95	Bryan Smolinski (GW)	DEVILS 2 at Boston 7	Brodeur (2), Terreri (1)
61.	3/06/95	Owen Nolan	DEVILS 3 at Quebec 6	Brodeur (2), Terreri (1)
62.	10/28/95	Mario Lemieux (GW)	Pittsburgh 5 at DEVILS 3	Brodeur
63.	11/28/96	Keith Tkachuk (GW)	DEVILS 3 at Phoenix 4 (OT)	Brodeur
64.	12/19/97	Doug Brown (GW)	DEVILS 4 at Detroit 5	Brodeur
65.	1/10/98	Stu Barnes* (GW)	DEVILS 1 at Pittsburgh 4	Brodeur
66.	10/07/99	Aleksey Morozov*	Pittsburgh 7 at DEVILS 5	Brodeur
67.	11/25/99	Jeremy Roenick (GW)	DEVILS 2 at Phoenix 4	Terreri
68.	1/06/01	Jan Hlavac	DEVILS 5 at NY Rangers 5 (OT)	Brodeur
69.	2/10/01	Alexei Kovalev (GW)	DEVILS 4 at Pittsburgh 5 (OT)	Brodeur
70.	10/11/01	Mark Parrish (GW)	NY Islanders 6 at DEVILS 4	Brodeur
71.	11/13/01	Alexei Kovalev	Pittsburgh 5 at DEVILS 1	Brodeur
72.	1/15/02	Zdeno Ciger (GW)	Tampa Bay 5 at DEVILS 4 (OT)	Brodeur
73.	3/13/03	Martin Lapointe (GW)	DEVILS 3 at Boston 4	Brodeur
74.	2/17/04	Marian Gaborik	Minnesota 4 at DEVILS 4 (OT)	Brodeur
75.	3/07/09	Sean Bergenheim	DEVILS 3 at NY Islanders 7	Brodeur (2), ENG
76.	10/27/10	Joe Thornton (GW)	DEVILS 2 at San Jose 5	Brodeur
77.	12/18/10	Eric Boulton (GW)	DEVILS 1 at Atlanta 7	Brodeur (1), Hedberg (2)
78.	11/02/11	Joffrey Lupul (GW)	Toronto 5 at DEVILS 3	Brodeur
79.	2/26/12	Martin St. Louis (GW)	Tampa Bay 4 at DEVILS 3	Brodeur
80.	3/01/12	David Krejci (GW)	DEVILS 3 at Bruins 4 (OT)	Brodeur
81.	3/29/12	Ryan Malone	Tampa Bay 4 at DEVILS 6	Brodeur
82.	2/16/13	John Tavares (GW)	DEVILS 1 at NY Islanders 5	Hedberg
83.	2/23/13	Alexander Ovechkin (GW)	DEVILS 1 at Washington 5	Hedberg
84.	1/03/14	Patrick Sharp	Chicago 5 at DEVILS 3	Brodeur
85.	12/27/14	Derek Stepan (GW)	DEVILS 1 at NY Rangers 3	Schneider (2), ENG
86.	2/25/16	Nick Foligno (GW)	DEVILS 1 at Columbus 6	Schneider (2), Kinkaid (1)
87.	3/14/16	Jakob Silfverberg	DEVILS 1 at Anaheim 7	Kinkaid (2), Danis (1)

\*Denotes natural hat trick.

Player	MIN	GA	SO	GAA	W-L-O/T	Player	MIN	GA	SO	GAA	W-L-O/T
<b>vs. ANA</b>						<b>vs. COL</b>					
Schwab	60	1	0	1.00	1-0-0	Minwin	66	11	0	1.80	0-3-3
Brodeur	1278	40	2	1.88	15-6-1	Dunham	59	2	0	2.03	0-1-0
Schneider	141	46	0	2.56	0-1-1	Brodeur	1856	70	4	2.26	17-8-6
Dunham	79	0	0	3.00	5-0-0	Terreri	54	0	0	2.86	4-4-2
Clemmensen	59	4	0	4.07	0-1-0	Burke	359	21	0	3.51	4-2-0
Danis	14	1	0	4.37	0-0-0	Low	240	15	0	3.75	2-2-0
Kinkaid	145	12	0	4.97	0-3-0	Resch	310	20	0	3.87	2-2-1
Terreri	30	4	0	8.00	0-0-0	Sauve	119	9	0	4.03	0-1-0
						Chevrier	339	28	0	4.50	0-2-2
<b>vs. ARI</b>						Billington	180	18	0	6.00	1-3-0
Schneider	420	3	2	0.75	4-0-0	Middlebrook	60	7	0	7.00	0-1-0
Sauve	125	4	0	1.92	2-0-0						
Brodeur	1276	47	4	2.21	12-9-1	<b>vs. CBJ</b>					
Kampouri	74	3	0	2.43	0-0-1	Minwin	60	1	0	1.00	1-0-0
Vanbiesbrouck	119	5	0	2.52	1-1-0	Wedgewood	60	1	0	1.00	1-0-0
Terreri	446	20	0	2.69	0-5-1	Brodeur	795	29	2	2.13	7-3-3
Burke	377	23	0	3.68	0-5-4	Schneider	428	23	1	2.59	3-1-0
Dunham	48	3	0	3.75	0-0-0	Danis	37	3	0	4.90	0-1-0
Billington	119	18	0	4.03	1-1-0	Kinkaid	63	6	0	5.73	0-0-0
Chevrier	241	17	0	4.23	2-5-0						
Resch	423	30	0	4.26	0-1-0	<b>vs. DAL</b>					
Hedberg	60	5	0	5.00	0-1-0	Minwin	35	0	0	0.00	0-0-0
Low	100	10	0	6.00	0-2-0	Hedberg	179	5	1	1.68	2-1-0
MacKenzie	8	1	0	7.50	0-0-0	Low	105	3	0	1.71	0-1-0
Friesen	60	8	0	8.00	0-1-0	Brodeur	1240	41	4	1.98	11-8-1
						Dunham	60	2	0	2.00	1-0-0
<b>vs. BOS</b>						Schneider	329	13	1	2.37	3-2-1
Schwab	29	0	0	0.00	0-0-0	Terreri	296	13	0	2.43	2-3-0
Danis	1	1	0	1.00	0-0-0	Clemmensen	406	3	0	3.02	0-3-0
Middlebrook	60	2	0	2.00	0-0-1	Burke	12	1	0	3.10	3-3-1
Dunham	81	3	0	2.22	1-1-0	Chevrier	349	23	0	3.95	3-3-0
Hedberg	184	7	0	2.28	1-1-1	Resch	562	39	1	4.16	3-7-0
Clemmensen	366	14	0	2.39	0-2-0	Sauve	9	0	0	4.83	0-0-0
Brodeur	3537	153	4	2.59	26-23-10	Billington	79	7	0	5.32	0-1-0
Schneider	303	14	0	2.77	0-2-2	Danis	23	3	0	9.00	0-0-0
Kampouri	60	3	0	3.00	0-1-0						
Sidorkiewicz	39	3	0	3.00	0-1-0	<b>vs. DET</b>					
Terreri	1268	68	0	3.22	7-9-4	Minwin	17	0	0	0.00	0-0-0
McLean	35	2	0	3.43	0-0-0	Brodeur	1207	45	2	2.24	10-9-1
Weekes	59	4	0	4.07	0-1-0	Burke	329	13	0	2.37	4-0-2
Low	240	17	0	4.39	0-2-0	Chevrier	305	22	0	2.56	4-3-1
Sauve	120	9	0	4.50	0-2-0	Terreri	539	24	0	2.67	4-3-1
Resch	320	27	0	5.06	0-5-1	Low	141	7	0*	2.98	2-1-0
Burke	121	11	0	5.45	1-1-0	Weekes	59	3	0*	3.05	0-1-0
Reese	40	4	0	6.00	1-2-0	Resch	40	2	0*	3.56	2-0-0
Chevrier	185	19	0	6.16	1-2-0	Schneider	466	27	0	3.47	5-5-1
						Sauve	184	13	0	4.24	0-3-0
<b>vs. BUF</b>						Clemmensen	60	5	0	5.74	0-1-0
Kinkaid	60	1	0	1.00	1-0-0	Billington	230	22	0	5.00	0-3-1
Schwab	141	3	0	1.28	1-0-0						
Schneider	492	11	2	1.34	5-2-0	<b>vs. EDM</b>					
Brodeur	3575	126	3	2.11	33-16-9	Hedberg	61	1	0	0.98	1-0-0
Clemmensen	120	5	0	2.50	2-0-0	Schneider	241	4	0	1.00	3-0-0
Dunham	84	0	0	2.86	1-0-0	Dunham	30	0	0	1.30	0-0-0
Sauve	145	7	0	2.90	1-0-1	Burke	289	8	1	1.66	2-1-2
Weekes	115	26	0	3.13	0-2-0	Clemmensen	59	2	0	2.03	0-1-0
Terreri	360	17	0	3.29	4-2-2	Brodeur	110	4	0	2.57	9-6-3
Hedberg	223	13	0	3.50	1-1-2	Terreri	538	34	0	3.79	0-2-0
Billington	439	26	1	3.55	3-3-1	Kinkaid	58	4	0	4.12	0-1-0
Chevrier	422	27	0	3.84	2-5-0	Billington	337	24	0	4.27	2-3-0
Burke	249	19	0	4.34	0-3-2	Chevrier	210	17	0	4.86	2-2-0
Resch	385	31	0	4.83	0-2-2	Resch	42	36	0	7.60	0-0-0
Low	160	16	0	6.00	0-2-0	Low	165	15	0	5.45	0-2-1
						Sauve	31	6	0	11.61	0-0-0
<b>vs. CGY</b>						MacKenzie	20	4	0	12.00	0-0-0
Dunham	125	2	1	0.96	1-1-1						
Damphousse	60	1	0	1.00	1-0-0	<b>vs. FLA</b>					
Schneider	236	8	0	2.03	1-3-0	Minwin	60	1	0	1.00	1-0-0
Brodeur	978	38	0	2.33	7-5-3	Schwab	7	1	0	1.59	0-1-0
Hedberg	116	6	0	2.86	1-1-0	Terreri	239	7	0	1.76	0-0-0
Terreri	239	14	0	3.51	2-2-0	Shulmistra	62	2	0	1.94	0-1-0
Clemmensen	65	4	0	3.69	0-0-1	Kinkaid	119	4	0	2.02	1-1-0
Billington	228	15	0	3.95	0-2-0	Brodeur	3901	134	6	2.06	40-16-8
Low	313	21	0	4.80	1-1-0	Schneider	335	2	0	2.28	3-2-0
Resch	200	16	0	4.80	2-1-0	Clemmensen	183	7	0	2.30	3-1-0
Schwab	62	5	0	4.84	0-1-0	Dunham	184	8	0	2.61	1-2-0
Chevrier	462	38	0	4.94	2-6-1	Hedberg	122	6	0	2.95	1-0-1
Kampouri	60	5	0	5.00	0-1-0	Damphousse	59	3	0	3.05	0-1-0
Burke	416	35	0	5.05	0-7-0						
Sauve	14	4	0	17.14	0-0-0						
						<b>vs. LA</b>					
<b>vs. CAR</b>						Minwin	105	0	1	0.00	2-0-0
Kinkaid	18	0	0	0.00	0-0-0	MacKenzie	12	0	0	0.00	0-0-0
Fraze	124	1	0	0.80	1-1-0	Kinkaid	12	1	0	0.48	2-0-0
Danis	15	0	0	0.00	0-0-0	Weekes	60	1	0	1.00	1-0-0
Middlebrook	3	0	0	0.00	0-0-0	Sidorkiewicz	51	4	0	1.18	0-1-0
Damphousse	60	1	0	1.00	1-0-0	Billington	180	4	0	1.33	0-2-0
Kinkaid	212	6	0	1.70	3-1-0	Schneider	239	8	0	2.01	2-2-0
Schneider	387	11	0	1.71	3-2-11	Brodeur	931	33	1	2.13	8-6-1
Sauve	125	4	0	1.92	1-0-1	Dunham	121	5	0	2.48	1-1-0
Brodeur	325	127	0	2.56	39-9-5	Clemmensen	349	20	0	3.07	0-1-0
Billington	398	18	0	2.74	6-0-1	Chevrier	329	30	0	3.44	0-1-0
Hedberg	394	18	0	2.74	4-3-0	Terreri	668	39	0	3.50	5-6-1
Wedgewood	59	3	0	3.08	0-1-0	Resch	367	24	0	3.92	2-3-0
Terreri	518	27	0	3.13	0-1-0	Burke	284	1	0	4.26	0-1-0
Low	185	10	0	3.24	0-2-1	Low	144	16	0	6.67	1-2-0
Resch	395	23	0	3.49	3-3-0	Kampouri	49	9	0	7.50	0-1-0
Clemmensen	108	7	0	3.89	0-1-0	Middlebrook	49	7	0	8.57	0-1-0
Weekes	60	4	0	4.00	0-1-0	Sauve	40	6	0	9.00	0-1-0
Sidorkiewicz	40	3	0	4.50	0-1-0						
Burke	406	31	0	4.58	2-2-0	<b>vs. MIN</b>					
Chevrier	272	22	0	4.85	1-3-0	Minwin	108	3	0	1.67	0-1-0
Kampouri	89	8	0	5.00	0-3-0	Brodeur	67	26	0	2.49	7-2-0
Reese	60	6	0	6.00	0-1-0	Schneider	283	13	0	2.76	1-2-0
						Kinkaid	79	5	0	3.82	1-0-0
<b>vs. CHI</b>											
Kinkaid	125	4	0	1.88	0-0-1	<b>vs. MTL</b>					
Vanbiesbrouck	35	0	0	2.00	0-0-0	Clemmensen	181	4	0	1.33	3-0-0
St. Laurent	60	2	0	2.00	1-0-0	Brodeur	4190	128	9	1.83	45-19-6
Sauve	1197	42	1	2.11	9-4-6	Sauve	12	4	0	2.00	1-1-0
Sauve	125	5	0	2.40	2-0-0	Schneider	251	9	0	2.15	1-1-2
Chevrier	180	11	0	2.40	2-0-0	Billington	129	6	0	2.50	2-0-0
Schneider	240	11	0	2.74	2-2-0	Chevrier	131	6	0	2.75	2-0-0

**vs. NSH**

MIN	GA	SO	GAA
Schwab	60	1	0.00
Terreri	60	1	0.00
Hedberg	65	2	0.00
Clemmensen	124	4	0.00
Schneider	180	7	0.00
Brodeur	190	31	0.00
Kinkaid	119	5	0.00

**vs. NYI**

MIN	GA	SO	GAA
Schwab	67	1	0.00
Hedberg	358	19	2.00
Schneider	452	1	1.85
Danis	136	5	0.00
Brodeur	5236	194	10.00
Kinkaid	161	6	0.00
Low	204	0	0.00
Clemmensen	259	11	0.00
Sauve	198	11	0.00
Terreri	2003	113	0.00
Burke	468	3	0.00
Resch	1267	95	0.00
Dunham	61	5	0.00
Kamppuri	60	0	0.00
Chevrier	488	48	0.00
Billington	228	22	0.00
McLean	111	11	0.00
Low	120	12	0.00
McKenzie	60	10	0.00
Middlebrook	60	8	0.00

**vs. NYR**

MIN	GA	SO	GAA
Dunham	0	0	0.00
Brodeur	6005	217	9.00
Schneider	517	20	1.00
Clemmensen	324	13	1.00
Low	193	8	0.00
Hedberg	238	10	1.00
Billington	515	31	0.00
Burke	828	50	0.00
Terreri	945	58	0.00
Kinkaid	48	3	0.00
Chevrier	913	64	0.00
Resch	1061	76	0.00
Sauve	208	16	0.00
Reese	39	3	0.00
Erickson	60	6	0.00
Weekes	40	4	0.00
Kamppuri	72	10	0.00
St. Laurent	60	9	0.00
McLean	6	3	0.00

**vs. OTT**

MIN	GA	SO	GAA
Danis	20	0	0.00
Hedberg	105	2	1.14
Schneider	430	1	1.67
Terreri	303	9	0.00
Clemmensen	208	7	0.00
Brodeur	4094	150	6.00
Billington	125	7	0.00

**vs. PHI**

MIN	GA	SO	GAA
Weekes	8	0	0.00
Vanbiesbroeck	60	1	0.00
Friesen	40	1	0.00
Clemmensen	127	4	0.00
Kinkaid	60	2	0.00
Brodeur	567	24	10.00
Hedberg	567	24	0.00
Schwab	47	2	0.00
Terreri	1604	71	0.00
Schneider	426	20	0.00
Middlebrook	60	3	0.00
Danis	20	1	0.00
Chevrier	743	45	0.00
Low	419	30	0.00
Resch	961	70	0.00
Burke	907	58	0.00
Dunham	60	5	0.00
Billington	372	36	0.00
Sauve	60	6	0.00

**vs. PIT**

MIN	GA	SO	GAA
Wedgwood	60	0	0.00
Schwab	160	1	0.38
Dunham	90	2	1.33
Schneider	517	17	1.97
Brodeur	471	19	2.00
Clemmensen	538	19	2.45
Hedberg	299	13	0.00
Low	441	23	0.00
Weekes	90	5	0.00
Terreri	1392	79	0.00
Burke	859	49	1.00
Resch	941	56	0.00
Billington	743	49	0.00
Sauve	105	7	0.00
Chevrier	594	43	0.00
Dampousse	25	2	0.00
Kinkaid	60	6	0.00
Friesen	50	8	0.00

**vs. SJ**

MIN	GA	SO	GAA
Kinkaid	60	0	0.00
Terreri	256	4	0.94
Billington	60	4	1.00
Hedberg	125	4	1.92
Brodeur	1199	49	2.45
Schneider	243	10	0.00
Erickson	60	3	0.00
Dunham	59	4	0.00
Clemmensen	60	5	0.00

**vs. STL**

MIN	GA	SO	GAA
St. Laurent	60	0	0.00
Schneider	284	9	0.00
Dunham	125	4	1.90
Terreri	53	2	1.36
Brodeur	978	40	2.46
Hedberg	65	3	2.77
Clemmensen	60	3	3.00
Sauve	60	3	3.00
McKenna	59	3	3.05
Chevrier	243	13	3.21
Burke	369	21	3.41
Billington	190	11	3.87
Kinkaid	68	5	4.38
Resch	530	41	4.64
Kinkaid	10	1	5.83
Low	60	3	8.00
McKenzie	20	3	9.00

**vs. TB**

MIN	GA	SO	GAA
Dunham	60	0	0.00
Billington	60	0	0.00
Vanbiesbroeck	60	1	1.00
Dampousse	59	2	2.03
Danis	29	1	2.07
Brodeur	3886	136	6.00
Schneider	179	7	2.35
Weekes	151	7	2.38
Terreri	472	20	2.84
Kinkaid	212	10	2.84
Schwab	119	6	3.03
Hedberg	152	9	3.55
Clemmensen	67	5	4.50

**vs. TOR**

MIN	GA	SO	GAA
Schwab	184	11	0.65
Schneider	499	9	1.32
Kinkaid	65	2	1.85
Clemmensen	65	2	1.85
Danis	25	1	1.92
Brodeur	3185	135	3.54
Hedberg	161	7	2.61
Sauve	156	7	2.69
Resch	49	2	2.98
Terreri	339	18	3.19
Burke	435	28	3.86
Chevrier	345	28	4.87
Low	119	10	5.04
Billington	159	16	6.04

**vs. VAN**

MIN	GA	SO	GAA
Vanbiesbroeck	60	0	0.00
Dampousse	33	1	1.82
Dunham	58	2	2.07
Schneider	304	11	2.17
Low	5	0	2.50
Terreri	524	25	2.81
Kinkaid	63	3	2.85
Brodeur	1048	50	2.96
Burke	304	15	2.96
Clemmensen	60	3	3.00
Resch	420	24	3.43
Chevrier	220	14	3.82
Sauve	40	3	4.50
Billington	285	22	4.63
Kamppuri	60	6	6.00

**vs. WSH**

MIN	GA	SO	GAA
Wedgwood	62	1	0.96
Schwab	62	1	0.97
McLean	59	1	1.02
Dunham	50	1	1.20
Hedberg	265	9	2.04
Brodeur	3654	141	6.00
Schneider	584	23	2.36
Vanbiesbroeck	122	5	2.46
Resch	629	31	2.96
Weekes	59	3	3.05
Clemmensen	338	18	3.19
Terreri	1175	66	3.37
Burke	773	48	3.73
Billington	751	49	3.91
Low	578	38	3.94
Kinkaid	58	4	4.17
Sauve	479	34	4.26
Kamppuri	120	9	4.50
Middlebrook	60	5	5.00
Chevrier	398	3	2.19
McKenzie	60	6	6.00
St. Laurent	8	2	15.00

**vs. WPG**

MIN	GA	SO	GAA
Danis	40	1	1.50
Weekes	113	3	1.59
Clemmensen	100	0	1.81
Schneider	398	10	2.00
Brodeur	2513	88	2.10
Hedberg	332	15	2.71
Dampousse	59	3	3.05

\* Low & Resch shared shutout, 12/4/83; Brodeur & Dunham shared shutout, 11/9/96.

NO.	DATE	GOALTENDER	SCORE	NO.	DATE	GOALTENDER	SCORE
1.	12/04/83	Low, Resch	Det. 0 at NJ 6	90.	3/30/03	Martin Brodeur	NYI 0 at NJ 6
2.	12/17/83	Glenn Resch	NJ 2 at Min. 0	91.	10/28/03	Martin Brodeur	NJ 4 at NYI 0
3.	11/18/84	Ron Low	NJ 6 at NYR 0	92.	11/08/03	Martin Brodeur	NJ 1 at Ott. 0
4.	3/27/86	Sam St. Laurent	StL. 0 at NJ 1	93.	11/15/03	Martin Brodeur	NYR 0 at NJ 5
5.	10/27/87	Alain Chevrier	Phi. 0 at NJ 4	94.	11/25/03	Martin Brodeur	NJ 4 at LA 0
6.	3/29/88	Sean Burke	Pit. 0 at NJ 4	95.	12/04/03	Martin Brodeur	Wsh. 0 at NJ 3
7.	10/10/88	Sean Burke	NJ 5 at NYR 0	96.	12/10/03	Martin Brodeur	NYI 0 at NJ 1 (OT)
8.	1/15/89	Sean Burke	Edm. 0 at NJ 1	97.	12/13/03	Martin Brodeur	NJ 2 at Phi. 0
9.	3/05/89	Sean Burke	Min. 0 at NJ 2	98.	12/18/03	Martin Brodeur	NJ 3 at Atl. 0
10.	2/10/91	Chris Terreri	Van. 0 at NJ 2	99.	12/27/03	Corey Schwab	NJ 2 at Pit. 0
11.	10/26/91	Chris Terreri	SJ 0 at NJ 9	100.	1/10/04	Martin Brodeur	NJ 1 at Tor. 0
12.	12/28/91	Craig Billington	Buf. 0 at NJ 3	101.	1/20/04	Scott Clemmensen	NJ 3 at Pit. 0
13.	1/02/92	Craig Billington	Pit. 0 at NJ 4	102.	1/23/04	Martin Brodeur	Mtl. 0 at NJ 2
14.	10/17/92	Chris Terreri	Phi. 0 at NJ 2	103.	3/26/04	Scott Clemmensen	NJ 5 at Atl. 0
15.	11/13/92	Craig Billington	Wsh. 0 at NJ 3	104.	3/30/04	Martin Brodeur	NYR 0 at NJ 5
16.	12/18/92	Craig Billington	NJ 2 at TB 0	105.	1/03/06	Martin Brodeur	Fla. 0 at NJ 3
17.	3/29/93	Chris Terreri	SJ 0 at NJ 5	106.	1/09/06	Martin Brodeur	Phi. 0 at NJ 3
18.	10/20/93	Martin Brodeur	Ana. 0 at NJ 4	107.	1/13/06	Martin Brodeur	Van. 0 at NJ 3
19.	11/17/93	Chris Terreri	Buf. 0 at NJ 4	108.	1/24/06	Martin Brodeur	NJ 4 at NYI 0
20.	1/19/94	Martin Brodeur	NJ 4 at Wpg. 0	109.	2/03/06	Martin Brodeur	Car. 0 at NJ 3
21.	3/10/94	Chris Terreri	Hfd. 0 at NJ 4	110.	10/06/06	Martin Brodeur	NJ 4 at Car. 0
22.	3/13/94	Martin Brodeur	Dal. 0 at NJ 4	111.	10/26/06	Martin Brodeur	Fla. 0 at NJ 2
23.	2/20/95	Martin Brodeur	NJ 2 at Wsh. 0	112.	10/28/06	Martin Brodeur	CBJ 0 at NJ 1
24.	4/05/95	Martin Brodeur	NJ 2 at Ott. 0	113.	12/08/06	Martin Brodeur	Phi. 0 at NJ 2
25.	4/09/95	Martin Brodeur	NYR 0 at NJ 2	114.	12/26/06	Martin Brodeur	Pit. 0 at NJ 3
26.	10/07/95	Martin Brodeur	Fla. 0 at NJ 4	115.	12/30/06	Martin Brodeur	NJ 2 at NYI 0
27.	11/14/95	Martin Brodeur	Hfd. 0 at NJ 1	116.	1/07/07	Martin Brodeur	NJ 3 at Mtl. 0
28.	1/03/96	Martin Brodeur	NJ 1 at Col. 0	117.	1/16/07	Martin Brodeur	NYR 0 at NJ 1
29.	2/10/96	Martin Brodeur	NYR 0 at NJ 3	118.	1/26/07	Martin Brodeur	NJ 2 at TB 0
30.	2/18/96	Martin Brodeur	Wsh. 0 at NJ 3	119.	2/08/07	Martin Brodeur	NYI 0 at NJ 2
31.	3/15/96	Martin Brodeur	TB 0 at NJ 5	120.	2/17/07	Martin Brodeur	NJ 2 at NYI 0
32.	11/06/96	Martin Brodeur	NJ 2 at Det. 0	121.	2/27/07	Martin Brodeur	NJ 1 at Pit. 0
33.	11/09/96	Brodeur, Dunham	NYI 0 at NJ 4	122.	11/23/07	Martin Brodeur	NJ 3 at Atl. 0
34.	12/03/96	Martin Brodeur	Fla. 0 at NJ 2	123.	11/30/07	Martin Brodeur	Mtl. 0 at NJ 4
35.	12/16/96	Mike Dunham	NJ 5 at Cgy. 0	124.	12/23/07	Martin Brodeur	NJ 1 at Cgy. 0 (OT)
36.	12/23/96	Martin Brodeur	Buf. 0 at NJ 0 (OT)	125.	1/04/08	Martin Brodeur	NJ 3 at Phi. 0
37.	1/03/97	Martin Brodeur	NJ 1 at Ott. 0	126.	10/16/08	Martin Brodeur	NJ 1 at Atl. 0
38.	2/13/97	Martin Brodeur	Hfd. 0 at NJ 4	127.	10/22/08	Martin Brodeur	Dal. 0 at NJ 5
39.	3/13/97	Martin Brodeur	Hfd. 0 at NJ 6	128.	2/09/09	Scott Clemmensen	NYR 0 at NJ 3
40.	3/27/97	Martin Brodeur	NYR 0 at NJ 4	129.	2/13/09	Scott Clemmensen	Bos. 0 at NJ 1
41.	4/01/97	Martin Brodeur	NJ 1 at Wsh. 0	130.	2/26/09	Martin Brodeur	Col. 0 at NJ 4
42.	4/04/97	Martin Brodeur	TB 0 at NJ 3	131.	3/01/09	Martin Brodeur	Phi. 0 at NJ 3
43.	4/06/97	Mike Dunham	NJ 2 at StL. 0	132.	3/20/09	Martin Brodeur	Min. 0 at NJ 4
44.	4/11/97	Martin Brodeur	Bos. 0 at NJ 2	133.	10/17/09	Martin Brodeur	Car. 0 at NJ 2
45.	10/18/97	Mike Dunham	TB 0 at NJ 5	134.	12/07/09	Martin Brodeur	NJ 3 at Buf. 0
46.	10/27/97	Martin Brodeur	NJ 5 at Phi. 0	135.	12/21/09	Martin Brodeur	NJ 4 at Pit. 0
47.	11/08/97	Martin Brodeur	Bos. 0 at NJ 2	136.	12/30/09	Martin Brodeur	Pit. 0 at NJ 2
48.	12/04/97	Martin Brodeur	NJ 4 at Pit. 0	137.	1/05/10	Martin Brodeur	Dal. 0 at NJ 4
49.	12/13/97	Martin Brodeur	NJ 3 at Tor. 0	138.	1/12/10	Martin Brodeur	NJ 1 at NYR 0 (SO)
50.	2/02/98	Martin Brodeur	NJ 1 at Ott. 0	139.	1/20/10	Martin Brodeur	Fla. 0 at NJ 2
51.	2/04/98	Martin Brodeur	Ott. 0 at NJ 2	140.	4/03/10	Martin Brodeur	NJ 4 at Car. 0
52.	3/12/98	Martin Brodeur	NJ 2 at Car. 0	141.	4/06/10	Martin Brodeur	NJ 3 at Atl. 0
53.	3/18/98	Martin Brodeur	Ana. 0 at NJ 3	142.	10/13/10	Martin Brodeur	NJ 1 at Buf. 0 (OT)
54.	3/26/98	Martin Brodeur	NJ 2 at Col. 0	143.	10/21/10	Martin Brodeur	NJ 3 at Mtl. 0
55.	3/28/98	Martin Brodeur	NJ 3 at Phx. 0	144.	11/22/10	Johan Hedberg	Wsh. 0 at NJ 5
56.	11/11/98	Martin Brodeur	Mtl. 0 at NJ 3	145.	12/15/10	Martin Brodeur	Phx. 0 at NJ 3
57.	12/01/98	Martin Brodeur	NJ 4 at Wsh. 0	146.	1/20/11	Martin Brodeur	Pit. 0 at NJ 2
58.	1/28/99	Martin Brodeur	NJ 2 at Bos. 0	147.	2/18/11	Johan Hedberg	NYR 0 at NJ 1
59.	2/04/99	Chris Terreri	NJ 2 at StL. 0	148.	2/22/11	Johan Hedberg	NJ 1 at Dal. 0
60.	4/08/99	Martin Brodeur	Wsh. 0 at NJ 1	149.	3/20/11	Martin Brodeur	NJ 3 at CBJ 0
61.	10/09/99	Martin Brodeur	TB 0 at NJ 1	150.	3/25/11	Martin Brodeur	NJ 0 at Pit. 1 (SO)
62.	12/09/99	Martin Brodeur	NJ 4 at Chi. 0	151.	10/25/11	Johan Hedberg	NJ 3 at LA 0
63.	1/21/00	Martin Brodeur	NYI 0 at NJ 4	152.	11/25/11	Johan Hedberg	NJ 1 at NYI 0
64.	2/27/00	Martin Brodeur	Mtl. 0 at NJ 3	153.	2/07/12	Martin Brodeur	NJ 1 at NYR 0
65.	3/10/00	Martin Brodeur	NJ 9 at Atl. 0	154.	3/02/12	Johan Hedberg	NJ 5 at Wsh. 0
66.	3/31/00	Martin Brodeur	Atl. 0 at NJ 6	155.	3/15/12	Martin Brodeur	Col. 0 at NJ 1 (SO)
67.	10/28/00	Martin Brodeur	NJ 9 at Pit. 0	156.	3/20/12	Johan Hedberg	NJ 1 at Ott. 0
68.	12/01/00	Martin Brodeur	NYI 0 at NJ 0 (OT)	157.	3/31/12	Martin Brodeur	NJ 5 at Car. 0
69.	12/11/00	Martin Brodeur	Atl. 0 at NJ 4	158.	1/22/13	Martin Brodeur	Phi. 0 at NJ 3
70.	12/22/00	Martin Brodeur	NJ 2 at Fla. 0	159.	2/03/13	Johan Hedberg	NJ 3 at NYI 0
71.	2/06/01	Martin Brodeur	NJ 4 at Mtl. 0	160.	4/18/13	Martin Brodeur	NJ 3 at Phi. 0
72.	2/19/01	Martin Brodeur	NJ 2 at Tor. 0	161.	10/19/13	Cory Schneider	NYR 0 at NJ 4
73.	3/04/01	Martin Brodeur	TB 0 at NJ 6	162.	11/07/13	Martin Brodeur	NJ 3 at Phi. 0
74.	3/21/01	Martin Brodeur	NYR 0 at NJ 4	163.	11/10/13	Martin Brodeur	Nsh. 0 at NJ 5
75.	3/23/01	John Vanbiesbrouck	Van. 0 at NJ 4	164.	11/30/13	Cory Schneider	Buf. 0 at NJ 1 (OT)
76.	4/07/01	Martin Brodeur	NJ 2 at Mtl. 0	165.	12/14/13	Martin Brodeur	TB 0 at NJ 3
77.	12/15/01	Martin Brodeur	NJ 2 at Ott. 0	166.	1/09/14	Cory Schneider	Dal. 0 at NJ 1
78.	12/26/01	Martin Brodeur	Pit. 0 at NJ 4	167.	11/14/14	Cory Schneider	NJ 1 at Wsh. 0
79.	3/10/02	Martin Brodeur	NJ 3 at Dal. 0	168.	11/21/14	Cory Schneider	NJ 2 at Edm. 0
80.	4/10/02	Martin Brodeur	Phi. 0 at NJ 1	169.	2/23/15	Cory Schneider	Ani. 0 at NJ 3
81.	11/07/02	Martin Brodeur	NJ 1 at Phi. 0	170.	2/28/15	Cory Schneider	NJ 2 at CBJ 0
82.	12/02/02	Martin Brodeur	NJ 1 at Phi. 0 (OT)	171.	3/17/15	Cory Schneider	Pit. 0 at NJ 2
83.	12/10/02	Martin Brodeur	StL. 0 at NJ 2	172.	11/14/15	Cory Schneider	Pit. 0 at NJ 4
84.	12/30/02	Martin Brodeur	Tor. 0 at Bos. 0	173.	12/15/15	Cory Schneider	NJ 2 at Buf. 0
85.	1/03/03	Corey Schwab	Tor. 0 at NJ 2	174.	12/30/15	Cory Schneider	NJ 3 at Ott. 0
86.	1/15/03	Martin Brodeur	NYI 0 at NJ 5	175.	1/16/16	Cory Schneider	NJ 2 at Arz. 0
87.	1/28/03	Martin Brodeur	Det. 0 at NJ 1	176.	2/14/16	Keith Kinkaid	LA 0 at NJ 1
88.	2/12/03	Martin Brodeur	NJ 3 at Phx. 0	177.	3/10/16	Keith Kinkaid	NJ 3 at SJ 0
89.	3/18/03	Martin Brodeur	NJ 1 at Mtl. 0	178.	3/24/16	Scott Wedgewood	NJ 3 at Pit. 0

NO.	DATE	GOALTENDER	SCORE	NO.	DATE	GOALTENDER	SCORE
1.	11/10/82	Al Jensen, Wash.	NJ 0 at Wash. 3	74.	12/23/05	Michael Garnett, Atl.	Atl. 1 at NJ 0
2.	11/14/82	Mario Lessard, LA	NJ 0 at LA 3	75.	1/26/06	John Grahame, TB	NJ 0 at TB 1 (OT)
3.	12/12/82	Ed Mio, NYR	NJ 0 at NYR 4	76.	1/27/06	Roberto Luongo, Fla.	NJ 0 at Fla. 4
4.	2/20/83	Bob Froese, Phi.	NJ 0 at Phi. 3	77.	3/19/06	Ray Emery, Ott.	Ott. 4 at NJ 0
5.	3/10/83	Greg Millen, Hfd.	Hfd. 3 at NJ 0	78.	11/25/06	Evgeni Nabokov, SJ	NJ 0 at SJ 2
6.	3/14/83	Don Edwards, Cgy.	Cgy. 7 at NJ 0	79.	3/14/07	Jocelyn Thibault, Pit.	Pit. 3 at NJ 0
7.	10/26/83	Al Jensen, Wash.	Wsh. 2 at NJ 0	80.	10/11/07	Tomas Vokoun, Fla.	NJ 0 at Fla. 3
8.	11/15/83	Gilles Meloche, Min.	NJ 0 at Min. 6	81.	10/18/07	Martin Biron, Phi.	NJ 0 at Phi. 4
9.	12/20/83	Richard Sevigny, Mtl.	Mtl. 6 at NJ 0	82.	10/25/07	Henrik Lundqvist, NYR	NJ 0 at NYR 2
10.	12/22/83	Pelle Lindbergh, Phi.	NJ 0 at Phi. 5	83.	11/05/07	Dany Sabourin, Pit.	Pit. 5 at NJ 0
11.	1/19/84	Bob Froese, Phi.	NJ 0 at Phi. 2	84.	11/16/07	Rick DiPietro, NYI	NYI 1 at NJ 0
12.	2/02/84	Pat Riggins, Wash.	Wsh. 2 at NJ 0	85.	12/09/07	Henrik Lundqvist, NYR	NJ 0 at NYR 1 (OT)
13.	3/24/84	Tom Barraso, Buf.	Buf. 6 at NJ 0	86.	12/19/07	Roberto Luongo, Van.	NJ 0 at Van. 5
14.	11/17/84	Steve Penney, Mtl.	NJ 0 at Mtl. 5	87.	2/28/08	Cristobal Huet, Wsh.	Wsh. 4 at NJ 0
15.	2/14/85	Steve Weeks, Hfd.	Hfd. 4 at NJ 0	88.	3/11/08	Carey Price, Mtl.	NJ 0 at Mtl. 4
16.	4/03/85	Warren Skorodenski, Chi.	NJ 0 at Chi. 5	89.	3/25/08	M.A. Fleury, Pit.	Pit. 2 at NJ 0
17.	2/08/86	Roberto Romano, NYR	NJ 0 at Pit. 4	90.	4/04/08	Martin Biron, Phi.	NJ 0 at Phi. 3
18.	3/31/86	John Vanbiesbrouck, NYR	NJ 0 at NYR 9	91.	11/03/08	Ryan Miller, Buf.	Buf. 2 at NJ 0
19.	1/06/87	Ron Hextall, Phi.	NJ 0 at Phi. 4	92.	12/23/08	Tim Thomas, Bos.	Bos. 2 at NJ 0
20.	2/22/87	Bill Smith, NYI	NYI 7 at NJ 0	93.	12/26/08	M.A. Fleury, Pit.	Pit. 1 at NJ 0
21.	10/19/88	Kirk McLean, Van.	Van. 4 at NJ 0	94.	1/08/09	Kari Lehtonen, Atl.	Atl. 4 at NJ 0
22.	10/29/88	Mike Liut, Hfd.	NJ 0 at Hfd. 3	95.	2/17/09	Tomas Vokoun, Fla.	NJ 0 at Fla. 4
23.	1/11/89	Brian Hayward, Mtl.	NJ 0 at Mtl. 1	96.	2/21/09	Yann Danis, NYI	NJ 0 at NYI 4
24.	2/10/90	Vincent Riendeau, STL	NJ 0 at STL. 7	97.	3/30/09	Henrik Lundqvist, NYR	NJ 0 at NYR 3
25.	10/20/90	Don Beaupre, Wsh.	NJ 0 at Wsh. 4	98.	1/12/10	Henrik Lundqvist, NYR	NJ 1 at NYR 0 (SO)
26.	2/18/91	Grant Fuhr, Edm.	Edm. 4 at NJ 0	99.	1/18/10	Rick DiPietro, NYI	NJ 0 at NYI 4
27.	3/30/91	Don Beaupre, Wsh.	NJ 0 at Wsh. 4	100.	1/26/10	Brian Elliott, Ott.	NJ 0 at Ott. 3
28.	11/09/91	Andy Moog, Bos.	NJ 0 at Bos. 4	101.	2/02/10	J.S. Giguere, Tor.	NJ 0 at Tor. 3
29.	11/16/91	Bob Essensa, Wpg.	Wpg. 1 at NJ 0	102.	3/07/10	Jeff Deslauriers, Edm.	NJ 0 at Edm. 2
30.	12/23/91	Mike Richter, NYR	NJ 0 at NYR 3	103.	3/20/10	Ty Conklin, STL	STL. 1 at NJ 0
31.	1/25/92	Tim Cheveldae, Det.	Det. 7 at NJ 0	104.	3/30/10	Tuukka Rask, Bos.	Bos. 1 at NJ 0 (OT)
32.	4/15/92	Glenn Healy, NYI	NJ 0 at NYI 7	105.	11/01/10	Roberto Luongo, Van.	NJ 0 at Van. 3
33.	11/21/92	Tom Barraso, Pit.	NJ 0 at Pit. 2	106.	11/05/10	Henrik Lundqvist, NYR	NYR 3 at NJ 0
34.	12/21/92	John Vanbiesbrouck, NYR	NYR 3 at NJ 0	107.	11/15/10	Tim Thomas, Bos.	NJ 0 at Bos. 3
35.	4/03/93	Felix Potvin, Tor.	NJ 0 at Tor. 1	108.	11/26/10	Rick DiPietro, NYI	NJ 0 at NYI 2
36.	10/26/93	Patrick Roy, Mtl.	Mtl. 2 at NJ 0	109.	3/18/11	Michal Neuvirth, Wsh.	Wsh. 3 at NJ 0
37.	1/09/94	Richard Tabaracci, Wsh.	Wsh. 4 at NJ 0	110.	3/25/11	M.A. Fleury, Pit.	NJ 0 at Pit. 1 (SO)
38.	1/26/95	Blaine Lacher, Bos.	NJ 0 at Bos. 1 (OT)	111.	3/26/11	Ryan Miller, Buf.	NJ 0 at Buf. 2
39.	2/04/95	Jocelyn Thibault, Que.	NJ 0 at Que. 2	112.	10/08/11	Ilya Bryzgalov, Phi.	Phi. 3 at NJ 0
40.	4/20/95	Mark Fitzpatrick, Fla.	NJ 0 at Fla. 1	113.	2/27/12	Henrik Lundqvist, NYR	NJ 0 at NYR 2
41.	11/25/95	Andy Moog, Dal.	NJ 0 at Dal. 2	114.	3/04/12	Anders Nilsson, NYI	NJ 0 at NYI 1
42.	12/31/95	Jeff Hackett, Chi.	NJ 0 at Chi. 5	115.	3/13/12	Ilya Bryzgalov, Phi.	NJ 0 at Phi. 3
43.	3/17/96	John Vanbiesbrouck, Fla.	NJ 0 at Fla. 3	116.	3/15/12	J.S. Giguere, Col.	Col. 0 at NJ 1 (SO)
44.	4/04/96	Jason Muzzatti, Hfd.	Hfd. 1 at NJ 0	117.	4/04/13	Tuukka Rask, Bos.	NYR 2 at NJ 0
45.	11/14/96	Mike Fountain, Van.	Van. 3 at NJ 0	118.	4/12/13	Craig Anderson, Ott.	Ott. 2 at NJ 0
46.	12/23/96	Dominik Hasek, Buf.	Buf. 0 at NJ 0 (OT)	119.	4/15/13	James Reimer, Tor.	NJ 0 at Tor. 2
47.	1/12/97	Mike Richter, NYR	NJ 0 at NYR 3	120.	4/27/13	Henrik Lundqvist, NYR	NJ 0 at NYR 4
48.	11/04/97	Stephane Fiset, LA	LA 3 at NJ 0	121.	10/03/13	M.A. Fleury, Pit.	NJ 0 at Pit. 3
49.	11/26/97	Guy Hebert, Ana.	NJ 0 at Ana. 2	122.	10/13/13	Al Montoya, Wpg.	NJ 0 at Wpg. 3
50.	3/20/98	Olaf Kolzig, Wsh.	NJ 0 at Wsh. 2	123.	11/02/13	Ray Emery, Phi.	Phi. 1 at NJ 0
51.	4/01/98	Trevor Kidd, Car.	Car. 4 at NJ 0	124.	11/03/13	Josh Harding, Min.	NJ 0 at Min. 4
52.	10/28/98	Fiset, Legace, LA	LA 4 at NJ 0	125.	11/15/13	Ben Scrivens, LA	LA 2 at NJ 0
53.	12/26/98	Dominik Hasek, Buf.	Buf. 2 at NJ 0	126.	1/28/14	Jaroslav Halak, STL.	NJ 0 at STL. 3
54.	1/02/99	Damian Rhodes, Ott.	NJ 0 at Ott. 6	127.	2/08/14	Braden Holtby, Wsh.	NJ 0 at Wsh. 3
55.	3/02/00	Patrick Roy, Col.	NJ 0 at Col. 5	128.	3/15/14	Ben Bishop, TB	NJ 0 at TB 3
56.	3/21/00	Arturs Irbe, Car.	Car. 5 at NJ 0	129.	3/22/14	Henrik Lundqvist, NYR	NYR 2 at NJ 0
57.	4/06/00	Dominik Hasek, Buf.	Buf. 5 at NJ 0	130.	4/07/14	Karri Ramo, Cgy.	Cgy. 1 at NJ 0
58.	11/11/00	Dominik Hasek, Buf.	Buf. 4 at NJ 0	131.	11/04/14	Jake Allen, STL.	STL. 1 at NJ 0
59.	12/01/00	John Vanbiesbrouck, NYI	NYI 0 at NJ 0 (OT)	132.	11/25/14	Ryan Miller, Van.	NJ 0 at Van. 2
60.	2/22/01	Dominik Hasek, Buf.	Buf. 1 at NJ 0	133.	12/02/14	M.A. Fleury, Pit.	NJ 0 at Pit. 1
61.	11/18/01	Patrick Roy, Col.	Col. 2 at NJ 0	134.	12/17/14	Craig Anderson, Ott.	Ott. 2 at NJ 0
62.	11/23/01	Nikolai Khabibulin, TB	NJ 0 at TB 2	135.	12/20/14	Braden Holtby, Wsh.	Wsh. 4 at NJ 0
63.	11/27/01	Johan Hedberg, Pit.	NJ 0 at Pit. 6	136.	1/08/15	Niklas Svedberg, Bos.	Bos. 0 at Bos. 3
64.	12/22/01	Jani Hurme, Ott.	Ott. 1 at NJ 0	137.	3/21/15	Jaroslav Halak, NYI	NYI 3 at NJ 0
65.	2/05/02	Jose Theodore, Mtl.	Mtl. 1 at NJ 0	138.	11/10/15	Jake Allen, STL.	STL. 2 at NYI 0
66.	2/27/02	Roman Cechmanek, Phi.	Phi. 1 at NJ 0	139.	12/13/15	Thomas Greiss, NYI	NJ 0 at NYI 4
67.	3/04/02	Patrick Roy, Col.	NJ 0 at Col. 2	140.	1/04/16	Petr Mrázek, Det.	Det. 1 at NJ 0
68.	12/07/02	Ed Belfour, Tor.	NJ 0 at Tor. 1	141.	1/14/16	Calvin Pickard, Col.	NJ 0 at Col. 3
69.	12/18/02	Patrick Lalime, Ott.	Ott. 3 at NJ 0	142.	1/26/16	M.A. Fleury, Pit.	NJ 0 at Pit. 2
70.	11/28/03	Marty Turco, Dal.	NJ 0 at Dal. 2	143.	2/19/16	Jaroslav Halak, NYI	NYI 1 at NJ 0
71.	1/13/04	Patrick Lalime, Ott.	Ott. 4 at NJ 0	144.	2/26/16	Ben Bishop, TB	TB 4 at NJ 0
72.	2/05/04	Dan Cloutier, Van.	Van. 4 at NJ 0	145.	3/25/16	Braden Holtby, Wsh.	Wsh. 1 at NJ 0 (SO)
73.	2/28/04	Ed Belfour, Tor.	NJ 0 at Tor. 3				

### CONSECUTIVE 40 WINS/.500 WIN PCTG./PLAYOFF SEASONS

The Devils tied a league record with their 13th consecutive 40-win campaign in 2009-10 ('96-97 to '09-10). New Jersey picked up its 40th victory with a 3-1 victory Mar. 12, 2010 vs. Pittsburgh. Montreal held the league mark ('70-71 to '82-83).

Also in 2009-10, the Devils posted their 18th straight .500-plus season. The club's stretch was the third-longest in NHL history (Mtl., 32, '51-52 to '82-93; and Bos., 29, '67-68 to '95-96). New Jersey assured itself of a .500-plus mark with a 5-2 win Mar. 17, 2010 vs. Pittsburgh.

The Devils were in the Stanley Cup Playoffs for the 13th consecutive year in 2009-10, at the time, the longest stretch in the Eastern Conference. New Jersey clinched a playoff berth with a 4-2 win Mar. 27, 2010 at Montreal.

## SEASON

### STREAKS

#### LONGEST UNBEATEN

13 - Accomplished four times,  
most recently 10/28-  
11/6/03 (10-0-3)

#### At Home

15 - (9-0-6) 1/8-3/15/97  
12 - (10-0-2) 10/9-12/3/99  
11 - (11-0-0) 2/9-3/20/09

#### On Road

10 - (10-0-0) 2/27-4/7/01  
9 - (9-0-0) 10/8-11/12/09  
8 - Accomplished four times,  
most recently (5-0-3)  
10/8-11/26/03

#### LONGEST WINNING

13 - 2/26-3/23/01  
11 - 3/28-4/18/06  
9 - 11/17-12/7/07, 1/3-21/06

#### At Home

11 - 2/9-3/20/09  
8 - 1/3-2/7/06, 1/3-2/4/03,  
10/9-11/7/87

#### On Road

10 - 2/27-4/7/01  
9 - 10/8-11/12/09  
7 - 1/11-2/21/12  
1/13-2/6/09

#### LONGEST WINLESS

18 - (0-14-4) 10/20-11/26/82  
11 - (0-7-4) 12/27/90-1/22/91  
(0-10-1) 1/17-2/8/86  
(franchise record)  
27 - (0-21-6) 2/12-4/4/76

#### At Home

9 - (0-9-0) 12/22/85-2/6/86  
7 - (0-5-2) 10/8-11/10/10  
(0-5-2) 10/26-11/29/82  
(franchise record)  
14 - (0-12-2) 2/4-3/31/79  
(0-10-4) 2/12-3/30/76

#### On Road

14 - (0-13-1) 12/26/82-3/5/83  
12 - (0-9-3) 11/16-12/31/95  
(0-12-0) 10/19-12/1/83  
(0-10-2) 10/20-11/26/82  
(franchise record)  
32 - (0-22-10) 11/12/77-3/15/78

#### LONGEST LOSING

10 - 10/14-11/4/83  
8 - Accomplished four times,  
most recently 12/19/85-  
1/6/86  
(franchise record)  
14 - 12/30/75-1/29/76

#### At Home

9 - 12/22/85-2/6/86  
6 - Accomplished five times,  
most recently 3/13-4/1/84

#### On Road

12 - 10/19-12/1/83  
11 - 11/15/10-1/8/11  
10 - 1/23-3/5/83

#### LONGEST SHUTOUT STREAK

212:13 - 3/30-4/8/97  
190:15 - 4/4-9/95  
151:29 - 4/2-8/10

#### At Home

184:47 - 1/5-21/06  
158:39 - 11/2-15/13  
153:16 - 12/2-12/03

#### On Road

189:42 - 3/22-4/8/97  
166:22 - 10/24-11/12/03  
155:11 - 3/28-4/8/10

#### MOST CONSECUTIVE GAMES WITHOUT BEING SHUTOUT

110 - 1/5/99-2/29/00  
106 - 2/25/87-10/15/88  
91 - 1/13/89-2/9/90

#### LONGEST SCORELESS STREAK

178:12 - 3/22-30/11  
159:18 - 12/21-27/08  
154:06 - 1/24-2/1/06  
(franchise record)  
185:44 - 11/27-12/4/74

#### At Home

170:45 - 12/21/08-1/2/09  
150:25 - 3/8-17/83  
139:18 - 1/9-17/04

#### On Road

209:03 - 3/22-4/5/11  
192:54 - 1/24-2/4/06  
141:20 - 1/27-2/6/10  
(franchise record)  
230:29 - 10/23-11/2/75

### POINTS

#### MOST POINTS

111 - 2000-01 (48-19-12-3)  
108 - 2002-03 (46-20-10-6)  
107 - 2006-07 (49-24-9)  
1997-98 (48-23-11)

#### At Home

60 - 1999-00 (28-9-3-1)  
1997-98 (29-10-2)  
1993-94 (29-11-2)

#### On Road

59 - 1998-99 (28-10-3)  
57 - 2000-01 (24-8-6-3)  
53 - 2002-03 (21-9-7-4)

#### FEWEST POINTS

41 - 1983-84 (17-56-7)  
48 - 2012-13 (19-19-10)  
1982-83 (17-49-14)  
52 - 1994-95 (22-18-8)  
(franchise record)  
36 - 1975-76 (12-56-12)

#### At Home

22 - 1983-84 (10-28-2)  
28 - 2012-13 (13-9-2)  
31 - 1982-83 (11-20-9)

#### On Road

17 - 1982-83 (6-29-5)  
18 - 1994-95 (8-14-2)  
19 - 1983-84 (7-28-5)  
(franchise record)  
9 - 1974-75 (3-34-3)

### WINS

#### MOST WINS

51 - 2008-09  
49 - 2006-07  
48 - Accomplished four times,  
most recently 2011-12

#### At Home

29 - 1997-98, 1993-94  
28 - 2008-09, 1999-00

#### On Road

28 - 1998-99  
24 - 2011-12, 2006-07, 2000-01

#### FEWEST WINS

17 - 1983-84, 1982-83  
19 - 2012-13  
22 - 1994-95, 1984-85  
(franchise record)  
12 - 1975-76

#### At Home

10 - 1983-84  
11 - 1982-83  
13 - 2012-13, 1984-85  
(franchise record)  
8 - 1978-79, 1975-76

#### On Road

6 - 2012-13, 1982-83  
7 - 1983-84  
8 - 1994-95  
(franchise record)  
2 - 1977-78

### LOSSES

#### FEWEST LOSSES

18 - 1994-95  
19 - 2012-13  
22 - 2000-01  
23 - 1997-98, 1996-97

#### At Home

4 - 1994-95  
9 - 2012-13, 1996-97  
10 - 1999-00, 1997-98, 1990-91

#### On Road

10 - 2012-13, 1998-99  
11 - 2000-01

#### MOST LOSSES

56 - 1983-84  
49 - 1985-86, 1982-83  
(franchise record)  
56 - 1983-84, 1975-76

#### At Home

28 - 1983-84  
21 - 1985-86, 1984-85

#### On Road

29 - 1982-83  
28 - 1986-87, 1985-86, 1983-84  
(franchise record)  
34 - 1977-78

### TIES

#### MOST TIES

15 - 1990-91  
14 - 1996-97, 1982-83  
(franchise record)  
21 - 1977-78

#### At Home

9 - 1996-97, 1982-83  
8 - 1998-99  
(franchise record)  
9 - Accomplished four times,  
most recently 1996-97

#### On Road

10 - 1995-96, 1993-94  
9 - 1997-98  
(franchise record)  
12 - 1977-78

#### FEWEST TIES

3 - 1985-86  
6 - 1987-88, 1986-87

#### At Home

1 - 1987-88  
2 - Accomplished five times,  
most recently 1997-98

#### On Road

1 - 1985-86  
2 - 1994-95  
3 - 1998-99, 1992-93

### GOALS

#### MOST GOALS SCORED

308 - 1992-93  
306 - 1993-94  
300 - 1985-86

#### At Home

165 - 1992-93  
160 - 1993-94  
156 - 1985-86

#### On Road

155 - 1989-90  
150 - 2000-01  
146 - 1993-94

All regular-season records are based on 80 games through 1991-92; 84 games in 1992-93 and 1993-94; 48 games in 1994-95 and 2012-13; and 82 games in 1995-96 through 2011-12, and 2013-14 through 2014-15. 84-game schedule includes 41 games at home, 41 games on road, one neutral site "home" game and one neutral site "road" game. 2013-14 includes "home" game at Yankee Stadium, Bronx, NY.



**FEWEST GOALS SCORED**

- 112 - 2012-13
- 136 - 1994-95
- 174 - 2010-11
- 181 - 2014-15

**At Home**

- 66 - 2012-13
- 78 - 1994-95
- 91 - 2014-15
- 94 - 2010-11

**On Road**

- 46 - 2012-13
- 58 - 1994-95
- 80 - 2010-11
- 90 - 2014-15

**FEWEST GOALS OPPONENT**

- 121 - 1994-95
- 129 - 2012-13
- 164 - 2003-04
- 166 - 2002-03, 1997-98

**At Home**

- 50 - 1994-95
- 59 - 2012-13
- 85 - 2002-03, 1996-97

**On Road**

- 70 - 2012-13
- 71 - 1994-95
- 77 - 2003-04
- 80 - 1997-98

**MOST GOALS OPPONENT**

- 374 - 1985-86
- 368 - 1986-87
- 350 - 1983-84

**At Home**

- 170 - 1985-86
- 167 - 1983-84
- 164 - 1986-87

**On Road**

- 204 - 1986-87, 1985-86
- 188 - 1984-85
- (franchise record)
- 214 - 1981-82

**POWER PLAY**

**MOST POWER PLAY GOALS**

- 98 - 1987-88
- 85 - 1988-89
- 82 - 1986-87

**At Home**

- 52 - 1987-88
- 46 - 1988-89
- 45 - 2005-06

**On Road**

- 46 - 1987-88
- 41 - 1986-87
- 39 - 1992-93, 1988-89

**FEWEST POWER PLAY GOALS**

- 22 - 1994-95
- 28 - 2012-13
- 34 - 2010-11
- 36 - 2002-03

**At Home**

- 15 - 1994-95
- 16 - 2010-11
- 17 - 2012-13
- 19 - 2014-15

**On Road**

- 7 - 1994-95
- 11 - 2012-13
- 12 - 2002-03
- 17 - 2001-02

**MOST POWER PLAY CHANGES**

- 481 - 1987-88 (98 PPGs, 20.4%)
- 465 - 1988-89 (85 PPGs, 18.3%)
- 439 - 2005-06 (78 PPGs, 17.8%)

**At Home**

- 245 - 1988-89 (46 PPGs, 18.8%)
- 235 - 1987-88 (52 PPGs, 22.1%)
- 221 - 2005-06 (45 PPGs, 20.4%)

**On Road**

- 246 - 1987-88 (46 PPGs, 18.7%)
- 220 - 1988-89 (39 PPGs, 17.7%)
- 218 - 2005-06 (33 PPGs, 15.1%)

**FEWEST PP CHANCES**

- 164 - 1994-95 (22 PPGs, 13.4%)
- 176 - 2012-13 (28 PPGs, 15.9%)
- 212 - 2014-15 (41 PPGs, 19.3%)
- 237 - 2010-11 (34 PPGs, 14.3%)

**At Home**

- 84 - 1994-95 (15 PPGs, 17.9%)
- 94 - 2012-13 (17 PPGs, 18.1%)
- 110 - 2014-15 (19 PPGs, 17.3%)
- 114 - 2010-11 (16 PPGs, 14.0%)

**On Road**

- 80 - 1994-95 (7 PPGs, 8.8%)
- 82 - 2012-13 (11 PPGs, 13.4%)
- 102 - 2014-15 (22 PPGs, 21.6%)
- 118 - 2013-14 (27 PPGs, 22.9%)

**FEWEST PPGs OPPONENT**

- 27 - 2011-12
- 28 - 1996-97, 1994-95

**At Home**

- 13 - 2011-12, 2002-03, 1994-95

**On Road**

- 12 - 1996-97
- 14 - 2011-12
- 15 - 1994-95

**MOST PPGs OPPONENT**

- 115 - 1988-89
- 103 - 1985-86
- 101 - 1987-88

**At Home**

- 58 - 1988-89
- 52 - 1985-86
- 44 - 1987-88, 1986-87

**On Road**

- 57 - 1988-89, 1987-88
- 51 - 1986-87, 1985-86

**MOST TIMES SHORTHANDED**

- 468 - 1988-89 (115 PPGA, 75.4%)
- 1987-88 (101 PPGA, 78.4%)
- 425 - 1992-93 (79 PPGA, 81.4%)

**At Home**

- 227 - 1988-89 (58 PPGA, 74.4%)
- 214 - 1987-88 (44 PPGA, 79.4%)
- 213 - 1992-93 (40 PPGA, 81.2%)

**On Road**

- 254 - 1987-88 (57 PPGA, 77.6%)
- 241 - 1988-89 (57 PPGA, 76.3%)
- 218 - 1985-86 (51 PPGA, 76.6%)

**FEWEST TIMES SHORTHANDED**

- 149 - 1994-95 (28 PPGA, 81.2%)
- 169 - 2012-13 (32 PPGA, 81.1%)
- 235 - 1996-97 (28 PPGA, 88.1%)
- 239 - 2009-10 (41 PPGA, 82.8%)

**At Home**

- 77 - 1994-95 (13 PPGA, 83.1%)
- 81 - 2012-13 (16 PPGA, 80.2%)
- 99 - 2010-11 (17 PPGA, 82.8%)
- 112 - 1996-97 (16 PPGA, 85.7%)

**On Road**

- 72 - 1994-95 (15 PPGA, 79.2%)
- 88 - 2012-13 (16 PPGA, 81.8%)
- 123 - 2009-10 (22 PPGA, 82.1%)
- 1996-97 (12 PPGA, 90.2%)

**MOST SHORTHANDED GOALS**

- 18 - 1987-88
- 15 - 2011-12, 1991-92

**At Home**

- 12 - 1991-92
- 9 - 1987-88
- 7 - Accomplished four times, most recently 2013-14

**On Road**

- 9 - 1987-88
- 8 - 2011-12
- 7 - 2000-01

**FEWEST SHORTHANDED GOALS**

- 2 - 2001-02
- 3 - 2010-11, 2005-06, 1994-95
- (franchise record)
- 2 - 2001-02, 1975-76

**At Home**

- 1 - 2010-11, 2006-07, 2005-06

**On Road**

- 0 - 2001-02
- 1 - 2009-10, 2007-08, 1994-95
- (franchise record)
- 0 - 2001-02, 1975-76

**FEWEST SHG OPPONENT**

- 3 - 1994-95
- 4 - 2013-14, 2008-09, 2002-03
- (franchise record)
- 3 - 1994-95, 1979-80

**At Home**

- 1 - 1998-99
- 2 - Accomplished six times, most recently 2009-10
- (franchise record)
- 1 - 1998-99, 1978-79, 1974-75

**On Road**

- 0 - 2013-14
- 1 - 2002-03, 1994-95

**MOST SHG OPPONENT**

- 19 - 1992-93
- 15 - 1988-89
- 13 - 2011-12, 1990-91, 1983-84

**At Home**

- 9 - 1992-93
- 7 - 1989-90
- 6 - Accomplished five times, most recently 2011-12
- (franchise record)
- 9 - 1992-93, 1981-82

**On Road**

- 10 - 1992-93, 1988-89
- 8 - 1991-92, 1983-84

**PENALTY MINUTES**

**MOST PENALTY MINUTES**

- 2494 - 1988-89
- 2318 - 1987-88
- 2022 - 1990-91

**At Home**

- 1143 - 1988-89
- 972 - 1987-88
- 913 - 1990-91

**On Road**

- 1348 - 1988-89
- 1346 - 1987-88
- 1109 - 1990-91

**FEWEST PENALTY MINUTES**

- 509 - 2012-13
- 656 - 2013-14
- 760 - 2014-15
- 765 - 2010-11

**At Home**

- 266 - 2012-13
- 311 - 1994-95
- 313 - 2010-11
- 330 - 2013-14

**On Road**

- 243 - 2012-13
- 326 - 2013-14
- 396 - 2006-07

**MOST PIM OPPONENT**

- 2458 - 1988-89
- 2254 - 1987-88
- 1861 - 1986-87

**At Home**

- 1215 - 1988-89
- 996 - 1986-87
- 971 - 1987-88

**On Road**

- 1283 - 1987-88
- 1243 - 1988-89
- 974 - 1990-91

**FEWEST PIM OPPONENT**

551 - 2012-13  
630 - 2014-15  
672 - 2013-14  
787 - 2010-11

**At Home**

304 - 2012-13  
321 - 2013-14  
328 - 2014-15  
347 - 1994-95

**On Road**

247 - 2012-13  
302 - 2014-15  
351 - 2013-14  
404 - 2010-11

**SHOTS**

**MOST SHOTS**

2774 - 1992-93  
2717 - 1999-00  
2698 - 2008-09

**At Home**

1410 - 1992-93  
1365 - 1999-00  
1351 - 1993-94

**On Road**

1374 - 2008-09  
1364 - 1992-93  
1352 - 1999-00

**FEWEST SHOTS**

1362 - 2012-13  
1443 - 1994-95  
2008 - 2014-15  
2055 - 1982-83

**At Home**

685 - 2012-13  
741 - 1994-95  
987 - 2014-15  
1071 - 1982-83

**On Road**

677 - 2012-13  
702 - 1994-95  
977 - 1983-84  
984 - 1982-83

**FEWEST SHOTS OPPONENT**

1110 - 2012-13  
1217 - 1994-95  
1900 - 2001-02  
1933 - 2002-03

**At Home**

548 - 2012-13  
624 - 1994-95  
892 - 2001-02  
902 - 2002-03

**On Road**

562 - 2012-13  
593 - 1994-95  
1001 - 1997-98  
1008 - 2001-02

**MOST SHOTS OPPONENT**

2688 - 1986-87  
2564 - 1982-83  
2559 - 1983-84  
(franchise record)  
2832 - 1975-76

**At Home**

1310 - 1982-83  
1244 - 1986-87  
1233 - 1992-93  
(franchise record)  
1320 - 1975-76

**On Road**

1444 - 1986-87  
1378 - 1983-84  
1328 - 2014-15  
(franchise record)  
1512 - 1975-76

**GAME GOALS**

**MOST GOALS SCORED**

9 - Accomplished seven times, most recently 10/28/00 in 9-0 win @ Pit.

(franchise record)

9 - Accomplished nine times, most recently 10/28/00 in 9-0 win @ Pit.

**At Home**

9 - Accomplished five times, most recently 3/23/93 in 9-3 win vs. TB

(franchise record)

9 - Accomplished seven times, most recently 3/23/93 in 9-3 win vs. TB

**On Road**

9 - 10/28/00 in 9-0 win @ Pit.  
3/10/00 in 9-0 win @ Atl.

8 - Accomplished ten times, most recently 11/25/05 in 8-2 win @ TB

**MOST GOALS OPPONENT**

13 - 11/19/83 in 13-4 loss @ Edm.  
11 - 10/25/84 in 11-2 loss vs. NYR  
10 - 12/4/85 in 10-7 loss @ Tor.  
12/17/82 in 10-4 loss @ Edm.

**At Home**

11 - 10/25/84 in 11-2 loss vs. NYR  
9 - 1/18/85 in 9-6 loss vs. NYR  
3/17/83 in 9-5 loss vs. NYI

**On Road**

13 - 11/19/83 in 13-4 loss @ Edm.  
10 - 12/4/85 in 10-7 loss @ Tor.  
12/17/82 in 10-4 loss @ Edm.

**MOST GOALS BOTH TEAMS**

17 - 12/4/85 in 10-7 loss @ Tor.  
11/19/83 in 13-4 loss @ Edm.  
16 - 1/15/92 in 8-8 OT tie vs. Buf.  
4/6/86 in 9-7 win vs. NYI

**At Home**

16 - 1/15/92 in 8-8 OT tie vs. Buf.  
4/6/86 in 9-7 win vs. NYI  
15 - 1/18/85 in 9-6 loss vs. NYR

**On Road**

17 - 12/4/85 in 10-7 loss @ Tor.  
11/19/83 in 13-4 loss @ Edm.  
15 - Accomplished four times, most recently 1/6/90 in 9-6 loss @ Wsh.

**GREATEST MARGIN OF VICTORY**

9 - 10/28/00 in 9-0 win @ Pit.  
3/10/00 in 9-0 win @ Atl.  
10/26/91 in 9-0 win vs. SJ

**At Home**

9 - 10/26/91 in 9-0 win vs. SJ  
7 - 10/30/97 in 8-1 win vs. Van.  
2/13/89 in 8-1 win vs. Tor.

**On Road**

9 - 10/28/00 in 9-0 win @ Pit.  
3/10/00 in 9-0 win @ Atl.  
7 - 10/23/90 in 8-1 win @ NYI

**GREATEST MARGIN OF DEFEAT**

9 - 3/31/86 in 9-0 loss @ NYR  
10/25/84 in 11-2 loss vs. NYR  
11/19/83 in 13-4 loss @ Edm.  
(franchise record)  
11 - 4/1/82 in 11-0 loss @ Cgy.

**At Home**

9 - 10/25/84 in 11-2 loss vs. NYR  
7 - 1/25/92 in 7-0 loss vs. Det.  
2/22/87 in 7-0 loss vs. NYI  
3/14/83 in 7-0 loss vs. Cgy.

**On Road**

9 - 3/31/86 in 9-0 loss @ NYR  
11/19/83 in 13-4 loss @ Edm.  
7 - Accomplished seven times, most recently 10/21/06 in 8-1 loss @ Ott.  
(franchise record)  
11 - 4/1/82 in 11-0 loss @ Cgy.

**MOST CONSECUTIVE GOALS**

9 - 10/28/00 in 9-0 win @ Pit.  
3/10/00 in 9-0 win @ Atl.  
10/26/91 in 9-0 win vs. SJ

**At Home**

9 - 10/26/91 in 9-0 win vs. SJ  
7 - 10/30/97 in 8-1 win vs. Van.  
10/12/84 in 7-2 win vs. NYI

**On Road**

9 - 10/28/00 in 9-0 win @ Pit.  
3/10/00 in 9-0 win @ Atl.  
7 - 3/9/85 in 8-5 win @ Det.

**MOST CONSECUTIVE GOALS OPPONENT**

9 - 3/31/86 in 9-0 loss @ NYR  
10/25/84 in 11-2 loss vs. NYR  
8 - 11/23/87 in 9-2 loss @ Cgy.  
11/9/86 in 8-1 loss @ Vpvg.  
11/21/84 in 8-1 loss @ LA  
(franchise record)  
11 - 4/1/82 in 11-0 loss @ Cgy.

**At Home**

- 9 - 10/25/84 in 11-2 loss vs. NYR
  - 7 - Accomplished five times, most recently 1/25/92 in 7-0 loss vs. Det.
- (franchise record)
- 9 - 10/25/84 in 11-2 loss vs. NYR
  - 11/11/81 in 8-0 loss to Mtl. @ Col.

**On Road**

- 9 - 3/31/86 in 9-0 loss @ NYR
  - 8 - 11/23/87 in 9-2 loss @ Cgy.
  - 11/9/86 in 8-1 loss @ Wpg.
  - 11/21/84 in 8-1 loss @ LA
- (franchise record)
- 11 - 4/1/82 in 11-0 loss @ Cgy.

**POWER PLAY****MOST POWER PLAY GOALS**

- 5 - 1/22/08 in 7-3 win @ Phi.
  - 1/4/96 in 7-2 win vs. Dal.
  - 10/29/86 in 8-6 win @ Pit.
- (franchise record)
- 6 - 2/19/80 in 8-6 win vs. Phi. @ Col.

**At Home**

- 5 - 1/14/96 in 7-2 win vs. Dal.
  - 4 - Accomplished four times, most recently 2/13/89 in 8-1 win vs. Tor.
- (franchise record)
- 6 - 2/19/80 in 8-6 win vs. Phi. @ Col.

**On Road**

- 5 - 1/22/08 in 7-3 win @ Phi.
- 10/29/86 in 8-6 win @ Pit.
- 4 - Accomplished six times, most recently 3/1/14 in 6-1 win @ NYI

**MOST POWER PLAY CHANCES**

- 12 - 2/24/88 in 3-1 loss vs. Wpg. (1-12)
- 11 - 12/20/05 in 3-1 win @ NYR (0-11)
- 3/26/04 in 5-0 win @ Atl. (4-11)
- 11/8/87 in 3-3 OT tie @ Phi. (1-11)

**At Home**

- 12 - 2/24/88 in 3-1 loss vs. Wpg. (1-12)
- 10 - Accomplished seven times, most recently 2/9/13 in 3-1 win vs. Pit. (2-10)

**On Road**

- 11 - 12/20/05 in 3-1 win @ NYR
- 3/26/04 in 5-0 win @ Atl. (4-11)
- 11/8/87 in 3-3 OT tie @ Phi. (1-11)

**MOST POWER PLAY GOALS OPPONENT**

- 5 - 11/14/87 in 6-4 loss vs. Det.
- 10/29/86 in 8-6 win @ Pit.
- 12/14/85 in 9-3 loss @ Que.

**At Home**

- 5 - 11/14/87 in 6-4 loss vs. Det.
- 4 - Accomplished eight times, most recently 10/11/01 in 6-4 loss vs. NYI

**On Road**

- 5 - 10/29/86 in 8-6 win @ Pit.
- 12/14/85 in 9-3 loss @ Que.
- 4 - Accomplished nine times, most recently 11/26/93 in 6-6 OT tie @ StL.

**MOST SHORTHANDED SITUATIONS**

- 13 - 1/21/86 in 5-3 loss @ Van. (2-13)
- 12 - 3/1/89 in 4-1 loss @ Pit. (2-12)
- 11 - Accomplished four times, most recently 10/5/05 in 5-1 win vs. Pit. (1-11)

**At Home**

- 11 - 10/5/05 in 5-1 win vs. Pit. (1-11)
- 10 - Accomplished five times, most recently 1/15/94 in 5-3 loss vs. LA

**On Road**

- 13 - 1/21/86 in 5-3 loss @ Van. (2-13)
- 12 - 3/1/89 in 4-1 loss @ Pit. (2-12)
- 11 - 10/10/88 in 5-0 win @ NYR (0-11)
- 10/21/87 in 5-4 win @ Pit. (2-11)
- 10/29/86 in 8-6 win @ Pit. (5-11)

**ASSISTS****MOST ASSISTS**

- 17 - 10/26/91 in 9-0 win vs. SJ
- 16 - Accomplished four times, most recently 10/28/01 in 9-0 win @ Pit.

**At Home**

- 17 - 10/26/91 in 9-0 win vs. SJ
- 16 - 3/10/90 in 9-3 win vs. Que.
- 4/6/86 in 9-7 win vs. NYI

**On Road**

- 16 - 10/28/00 in 9-0 win @ Pit.
- 3/9/85 in 8-5 win @ Det.
- 15 - 3/24/00 in 8-2 win @ NYI

**MOST ASSISTS OPPONENT**

- 21 - 11/19/83 in 13-4 loss @ Edm.
- 20 - 10/25/84 in 11-2 loss vs. NYR
- 17 - 12/14/85 in 9-3 loss @ Que.
- 1/18/85 in 9-6 loss vs. NYR

**At Home**

- 20 - 10/25/84 in 11-2 loss vs. NYR
- 17 - 1/18/85 in 9-6 loss vs. NYR
- 15 - 2/22/84 in 8-5 loss vs. Wpg.
- 3/17/83 in 9-5 loss vs. NYI

**On Road**

- 21 - 11/19/83 in 13-4 loss @ Edm.
- 17 - 12/14/85 in 9-3 loss @ Que.
- 16 - Accomplished seven times, most recently 10/21/06 in 8-1 loss @ Ott.

**MOST ASSISTS BOTH TEAMS**

- 29 - 1/15/92 in 8-8 OT tie vs. Buf. (NJ 15, Buf. 14)
- 4/6/86 in 9-7 win vs. NYI (NJ 16, NYI 13)
- 28 - 1/18/85 in 9-6 loss vs. NYR (NYR 17, NJ 11)

**At Home**

- 29 - 1/15/92 in 8-8 OT tie vs. Buf. (NJ 15, Buf. 14)
- 4/6/86 in 9-7 win vs. NYI (NJ 16, NYI 13)
- 28 - 1/18/85 in 9-6 loss vs. NYR (NYR 17, NJ 11)

**On Road**

- 27 - Accomplished four times, most recently 11/25/87 in 8-7 OT win @ Edm. (Edm. 16, NJ 11)

**POINTS****MOST POINTS**

- 26 - 10/26/91 in 9-0 win vs. SJ
- 25 - 10/28/00 in 9-0 win @ Pit.
- 3/10/90 in 9-3 win vs. Que.
- 4/6/86 in 9-7 win vs. NYI

**At Home**

- 26 - 10/26/91 in 9-0 win vs. SJ
- 25 - 3/10/90 in 9-3 win vs. Que.
- 4/6/86 in 9-7 win vs. NYI

**On Road**

- 25 - 10/28/00 in 9-0 win @ Pit.
- 24 - 3/9/85 in 8-5 win @ Det.
- 23 - 3/24/00 in 8-2 win @ Atl.

**MOST POINTS OPPONENT**

- 34 - 11/19/83 in 13-4 loss @ Edm.
- 31 - 10/25/84 in 11-2 loss vs. NYR
- 26 - 12/14/85 in 9-3 loss @ Que.
- 1/18/85 in 9-6 loss vs. NYR
- 12/17/82 in 10-4 loss @ Edm

**At Home**

- 31 - 10/25/84 in 11-2 loss vs. NYR
- 26 - 1/18/85 in 9-6 loss vs. NYR
- 24 - 3/17/83 in 9-5 loss vs. NYI

**On Road**

- 34 - 11/19/83 in 13-4 loss @ Edm.
- 26 - 12/14/85 in 9-3 loss @ Que.
- 12/17/82 in 10-4 loss @ Edm.

**MOST POINTS BOTH TEAMS**

- 45 - 1/15/92 in 8-8 OT tie vs. Buf. (NJ 8-15-23, Buf. 8-14-22)
- 4/6/86 in 9-7 win vs. NYI (NJ 9-16-25, NYI 7-13-20)
- 44 - 11/19/83 in 13-4 loss @ Edm. (Edm. 13-21-34, NJ 4-6-10)

**At Home**

- 45 - 1/15/92 in 8-8 OT tie vs. Buf. (NJ 8-15-23, Buf. 8-14-22)
- 4/6/86 in 9-7 win vs. NYI (NJ 9-16-25, NYI 7-13-20)
- 43 - 1/18/85 in 9-6 loss vs. NYR (NYR 9-17-26, NJ 6-11-17)

**On Road**

- 44 - 11/19/83 in 13-4 loss @ Edm. (Edm. 13-21-34, NJ 4-6-10)
- 42 - Accomplished four times, most recently 11/25/87 in 8-7 OT win @ Edm. (NJ 8-14-22, Edm. 7-13-20)

**PENALTY MINUTES**

**MOST PENALTY MINUTES**

- 103 - 4/1/89 in 6-4 loss @ Wsh.
- 99 - 10/30/96 in 6-1 loss vs. NYR
- 97 - 1/22/88 in 7-3 loss @ Buf.
- (franchise record)
- 122 - 1/3/81 in 4-1 win vs. Bos. @ Col.

**At Home**

- 99 - 10/30/96 in 6-1 loss vs. NYR
- 84 - 1/22/93 in 6-2 win vs. Mtl.
- 81 - 1/14/91 in 6-1 loss vs. LA
- (franchise record)
- 122 - 1/3/81 in 4-1 win vs. Bos. @ Col.

**On Road**

- 103 - 4/1/89 in 6-4 loss @ Wsh.
- 97 - 1/22/88 in 7-3 loss @ Buf.
- 92 - 10/23/89 in 5-4 win @ Tor.

**MOST PENALTY MINUTES OPPONENT**

- 103 - 10/8/93 in 6-3 win @ Wsh.
- 93 - 1/10/88 in 7-5 win @ Phi.
- 85 - 1/24/98 in 3-3 OT tie @ NYR
- 10/15/88 in 8-5 loss @ Wsh.
- (franchise record)
- 155 - 1/3/81 in 4-1 win vs. Bos. @ Col.

**At Home**

- 81 - 1/24/87 in 4-3 win vs. Phi.
- 80 - 1/22/93 in 6-2 win vs. Mtl.
- 78 - 11/17/88 in 5-3 loss vs. Cgy.
- (franchise record)
- 155 - 1/3/81 in 4-1 win vs. Bos. @ Col.

**On Road**

- 103 - 10/8/93 in 6-3 win @ Wsh.
- 93 - 1/10/88 in 7-5 win @ Phi.
- 85 - 1/24/98 in 3-3 OT tie @ NYR
- 10/15/88 in 8-5 loss @ Wsh.
- (franchise record)
- 113 - 12/6/80 in 8-6 loss @ Wsh.

**MOST PENALTY MINUTES BOTH TEAMS**

- 192 - 10/8/93 in 6-3 win @ Wsh. (Wsh. 103, NJ 89)
- 177 - 4/1/89 in 6-4 loss @ Wsh. (NJ 103, Wsh. 74)
- 169 - 10/15/88 in 8-5 loss @ Wsh. (Wsh. 85, NJ 84)
- (franchise record)
- 277 - 1/3/81 in 4-1 win vs. Bos. @ Col. (Bos. 155, Col. 122)

**At Home**

- 164 - 1/22/93 in 6-2 win vs. Mtl. (NJ 84, Mtl. 80)
- 156 - 10/30/96 in 6-1 loss vs. NYR (NJ 99, NYR 57)
- 145 - 1/24/87 in 4-3 win vs. Phi. (Phi. 81, NJ 64)
- (franchise record)
- 277 - 1/3/81 in 4-1 win vs. Bos. @ Col. (Bos. 155, Col. 122)

**On Road**

- 192 - 10/8/93 in 6-3 win @ Wsh. (Wsh. 103, NJ 89)
- 177 - 4/1/89 in 6-4 loss @ Wsh. (NJ 103, Wsh. 74)
- 169 - 10/15/88 in 8-5 loss @ Wsh. (Wsh. 85, NJ 84)
- (franchise record)
- 208 - 12/6/80 in 8-6 loss @ Wsh. (Wsh. 113, Col. 95)

**SHOTS**

**MOST SHOTS**

- 57 - 4/12/99 in 4-2 loss vs. NYI
- 54 - 10/30/96 in 6-1 loss vs. NYR
- 1/27/96 in 4-4 OT tie @ Hfd.
- 12/29/90 in 4-4 OT tie vs. Buf.

**At Home**

- 57 - 4/12/99 in 4-2 loss vs. NYI
- 54 - 10/30/96 in 6-1 loss vs. NYR
- 12/29/90 in 4-4 OT tie vs. Buf.

**On Road**

- 54 - 1/27/96 in 4-4 OT tie @ Hfd.
- 52 - 3/3/09 in 3-2 OT loss @ Tor.
- 11/3/93 in 3-2 loss @ LA
- 10/23/90 in 8-1 win @ NYI

**MOST SHOTS OPPONENT**

- 57 - 3/10/84 in 6-5 OT loss @ StL.
- 51 - 1/12/10 in 1-0 SO win @ NYR
- 50 - 11/23/86 in 5-3 loss @ Chi.
- (franchise record)
- 59 - 3/30/75 in 8-2 loss @ NYR

**At Home**

- 48 - 3/28/09 in 2-1 loss vs. Car.
- 10/29/08 in 6-5 SO loss vs. Tor.
- 2/24/90 in 3-2 win vs. Chi.
- (franchise record)
- 53 - 10/24/81 in 3-1 loss vs. Edm. @ Col.

**On Road**

- 57 - 3/10/84 in 6-5 OT loss @ StL.
- 51 - 1/12/10 in 1-0 SO win @ NYR
- 50 - 11/23/86 in 5-3 loss @ Chi.
- (franchise record)
- 59 - 3/30/75 in 8-2 loss @ NYR

**MOST SHOTS BOTH TEAMS**

- 96 - 1/12/10 in 1-0 SO win @ NYR (NYR 51, NJ 45)
- 92 - 1/22/86 in 6-6 OT tie @ Cgy. (NJ 46, Cgy. 46)
- 86 - 11/23/86 in 5-3 loss @ Chi. (Chi. 50, NJ 36)

**At Home**

- 84 - 3/6/84 in 6-5 win vs. Pit. (Pit. 45, NJ 39)
- 83 - 2/18/87 in 6-3 loss vs. Hfd. (Hfd. 42, NJ 41)
- 82 - 1/15/92 in 8-8 OT tie vs. Buf. (NJ 46, Buf. 36)

**On Road**

- 96 - 1/12/10 in 1-0 SO win @ NYR (NYR 51, NJ 45)
- 92 - 1/22/86 in 6-6 OT tie @ Cgy. (NJ 46, Cgy. 46)
- 86 - 11/23/86 in 5-3 loss @ Chi. (Chi. 50, NJ 36)

**FEWEST SHOTS**

- 11 - 12/6/13 in 3-1 loss vs. Det.
- 10/27/01 in 3-1 win vs. Buf.
- 12 - 12/23/13 in 5-2 loss @ Chi.
- 10/22/82 in 3-1 loss @ Wpg.
- (franchise record)
- 8 - 3/21/76 in 3-1 loss @ Buf.

**At Home**

- 11 - 12/6/13 in 3-1 loss vs. Det.
- 10/27/01 in 3-1 win vs. Buf.
- 13 - 1/24/08 in 4-3 loss vs. Mtl.
- 1/5/98 in 4-3 OT loss vs. Dal.
- 10/12/82 in 2-2 tie vs. Bos.

**On Road**

- 12 - 12/23/13 in 5-2 loss @ Chi.
- 10/22/82 in 3-1 loss @ Wpg.
- 13 - 12/31/14 in 3-1 loss @ Det.
- 2/27/12 in 2-0 loss @ NYR
- 10/22/83 in 8-3 loss @ LA
- (franchise record)
- 8 - 3/21/76 in 3-1 loss @ Buf.

**FEWEST SHOTS OPPONENT**

- 8 - 12/18/96 in 2-1 win @ Van.
- 9 - 12/4/03 in 3-0 win vs. Wsh.
- 11 - Accomplished four times, most recently 4/12/13 in 2-0 loss vs. Ott.

**At Home**

- 9 - 12/4/03 in 3-0 win vs. Wsh.
- 11 - Accomplished four times, most recently 4/12/13 in 2-0 loss vs. Ott.

**On Road**

- 8 - 12/18/96 in 2-1 win @ Van.
- 13 - Accomplished four times, most recently 4/15/13 in 2-0 loss @ Tor.

**FEWEST SHOTS BOTH TEAMS**

- 28 - 2/27/12 in 2-0 loss @ NYR (NYR 15, NJ 13)
- 32 - 12/6/13 in 3-1 loss vs. Det. (Det. 21, NJ 11)
- 10/27/01 in 3-1 win vs. Buf. (Buf. 21, NJ 11)

**At Home**

- 32 - 12/6/13 in 3-1 loss vs. Det. (Det. 21, NJ 11)
- 10/27/01 in 3-1 win vs. Buf. (Buf. 21, NJ 11)
- 34 - 2/5/02 in 1-0 loss vs. Mtl. (NJ 19, Mtl. 15)
- 3/21/01 in 4-0 win vs. NYR (NJ 23, NYR 11)

**On Road**

- 28 - 2/27/12 in 2-0 loss @ NYR (NYR 15, NJ 13)
- 34 - 1/3/97 in 1-0 win @ Ott. (Ott. 19, NJ 15)
- 36 - 11/12/11 in 3-2 SO win @ Wsh. (NJ 19, Wsh. 17)
- 3/25/04 in 2-1 loss @ TB (NJ 19, TB 17)
- 12/19/91 in 4-1 win @ Hfd. (Hfd. 19, NJ 17)

## PERIOD

### GOALS

#### MOST GOALS SCORED

6 - Accomplished five times, most recently 4/6/96 in 2nd per. of 6-3 win @ Hfd. (franchise record)

6 - Accomplished six times, most recently 4/6/96 in 2nd per. of 6-3 win @ Hfd.

#### At Home

6 - 3/7/93 in 3rd per. of 7-3 win vs. Phi. 3/10/90 in 2nd per. of 9-3 win vs. Que.

5 - Accomplished 14 times, most recently 1/9/11 in 3rd per. of 6-3 win vs. TB (franchise record)

6 - 3/7/93 in 3rd per. of 7-3 win vs. Phi. 3/10/90 in 2nd per. of 9-3 win vs. Que. 2/12/82 in 3rd per. of 9-2 win vs. Que. @ Col.

#### On Road

6 - 4/6/96 in 2nd per. of 6-3 win @ Hfd. 10/23/90 in 2nd per. of 8-1 win @ NYI 1/7/84 in 3rd per. of 7-4 win @ Pit.

#### MOST GOALS OPPONENT

6 - 12/9/89 in 1st per. of 7-3 loss @ Hfd. 11/23/87 in 2nd per. of 9-2 loss @ Cgy.

5 - Accomplished 25 times, most recently 3/22/08 in 3rd per. of 7-1 loss @ Pit.

(franchise record)

7 - 2/18/78 in 3rd per. of 9-4 loss @ Mtl.

#### At Home

5 - Accomplished seven times, most recently 10/12/06 in 2nd per. of 7-6 SO win vs. Tor.

(franchise record)

5 - Accomplished 12 times, most recently 10/12/06 in 2nd per. of 7-6 SO win vs. Tor.

#### On Road

6 - 12/9/89 in 1st per. of 7-3 loss @ Hfd. 11/23/87 in 2nd per. of 9-2 loss @ Cgy.

5 - Accomplished 18 times, most recently 3/22/08 in 3rd per. of 7-1 loss @ Pit.

(franchise record)

7 - 2/18/78 in 3rd per. of 9-4 loss @ Mtl.

#### MOST GOALS BOTH TEAMS

8 - Accomplished six times, most recently 4/6/96 in 2nd per. of 6-3 win @ Hfd. (NJ 6, Hfd. 2)

(franchise record)

9 - 11/28/76 in 2nd per. of 6-6 tie vs. LA @ Col. (LA 5, Col. 4)

#### At Home

8 - 3/7/93 in 3rd per. of 7-3 win vs. Phi. (NJ 6, Phi. 2)

7 - Accomplished 13 times, most recently 10/12/06 in 2nd per. of 7-6 SO win vs. Tor. (Tor. 5, NJ 2)

(franchise record)

9 - 11/28/76 in 2nd per. of 6-6 tie vs. LA @ Col. (LA 5, Col. 4)

#### On Road

8 - Accomplished five times, most recently 4/6/96 in 2nd per. of 6-3 win @ Hfd. (NJ 6, Hfd. 2)

(franchise record)

8 - Accomplished nine times, most recently 4/6/96 in 2nd per. of 6-3 win @ Hfd. (NJ 6, Hfd. 2)

### FASTEST GOALS

#### FASTEST GOAL START OF GAME

0:08 - Alexander Semak, 3/9/93, in 7-2 loss @ Van.

Kirk Muller, 12/13/88, in 4-3 win vs. StL.

0:09 - Dainius Zubrus, 10/28/14, in 8-3 loss @ Pit.

Greg Adams, 12/21/85, in 7-6 loss @ Hfd.

(franchise record)

0:08 - Alexander Semak, 3/9/93, in 7-2 loss @ Van.

Kirk Muller, 12/13/88, in 4-3 win vs. StL.

Chuck Arason, 1/28/77, in 3-3 tie @ Atl.

#### At Home

0:08 - Kirk Muller, 12/13/88, in 4-3 win vs. StL.

0:10 - Jamie Langenbrunner, 11/2/02 in 5-1 win vs. Chi.

0:12 - Travis Zajac, 3/31/14, in 6-3 win vs. Fla.

#### On Road

0:08 - Alexander Semak, 3/9/93, in 7-2 loss @ Van.

0:09 - Dainius Zubrus, 10/28/14, in 8-3 loss @ Pit.

Greg Adams, 12/21/85, in 7-6 loss @ Hfd.

(franchise record)

0:08 - Alexander Semak, 3/9/93, in 7-2 loss @ Van.

Chuck Arason, 1/28/77, in 3-3 tie @ Atl.

#### FASTEST GOAL AGAINST START OF GAME

0:08 - Andrew Ladd, 2/28/13, in 3-1 loss @ Wpg.

0:10 - Yvon Corrivau, 1/24/90, in 3-2 win vs. Wsh.

0:11 - Brian Gionta, 12/2/10, in 5-1 loss vs. Mtl.

Saku Koivu, 1/5/06, in 5-4 win vs. Mtl.

#### At Home

0:10 - Yvon Corrivau, 1/24/90, in 3-2 win vs. Wsh.

0:11 - Brian Gionta, 12/2/10, in 5-1 loss vs. Mtl.

Saku Koivu, 1/5/06, in 5-4 win vs. Mtl.

#### On Road

0:08 - Andrew Ladd, 2/28/13, in 3-1 loss @ Wpg.

0:15 - Michel Goulet, 4/4/87, in 8-4 loss @ Que.

0:16 - Murray Craven, 3/12/88, in 6-5 win @ Phi.

#### FASTEST GOAL START OF PERIOD

0:08 - Alexander Semak, 3/9/93, in 1st per. of 7-2 loss @ Van.

Kirk Muller, 12/13/88, in 1st per. of 4-3 win vs. StL.

0:09 - Accomplished four times, most recently Dainius Zubrus, 10/28/14, in 1st per. of 8-3 loss @ Pit.

(franchise record)

0:07 - Veii-Pekka Ketola, 2/17/82, in 3rd per. of 3-3 tie @ Mtl.

#### At Home

0:08 - Kirk Muller, 12/13/88, in 1st per. of 4-3 win vs. StL.

0:09 - Jason Arnott, 2/3/00, in 2nd per. of 4-1 win vs. Nsh.

0:10 - Jay Pandolfo, 1/30/03, in 3rd per. of 5-1 win vs. Phi.

Jamie Langenbrunner, 11/2/02, in 1st per. of 5-1 win vs. Chi.

Zdeno Ciger, 3/19/91, in 3rd per. of 5-4 win vs. Pit.

#### On Road

0:08 - Alexander Semak, 3/9/93, in 1st per. of 7-2 loss @ Van.

0:09 - Dainius Zubrus, 10/28/14, in 1st per. of 8-3 loss @ Pit.

Greg Adams, 12/21/85, in 1st per. of 7-6 loss @ Hfd.

Rich Preston, 12/11/84, in 3rd per. of 7-5 win @ NYI

(franchise record)

0:07 - Veii-Pekka Ketola, 2/17/82, in 3rd per. of 3-3 tie @ Mtl.

#### FASTEST GOAL AGAINST START OF PERIOD

0:06 - Brad Marchand, 11/15/11, in 3rd per. of 4-3 loss @ Bos.

0:07 - Al Iafraite, 3/22/86, in 3rd per. of 6-3 win @ Tor.

0:08 - Andrew Ladd, 2/28/13, in 1st per. of 3-1 loss @ Wpg.

#### At Home

0:10 - Yvon Corrivau, 1/24/90, in 1st per. of 3-2 win vs. Wsh.

0:11 - Accomplished four times, most recently Brian Gionta, 12/2/10, in 1st per. of 5-1 loss vs. Mtl.

(franchise record)

0:09 - Dean Talafous, 12/12/80, in 3rd per. of 4-3 loss vs. NYR @ Col.

#### On Road

0:06 - Brad Marchand, 11/15/11, in 3rd per. of 4-3 loss @ Bos.

0:07 - Al Iafraite, 3/22/86, in 3rd per. of 6-3 win @ Tor.

0:08 - Andrew Ladd, 2/28/13, in 1st per. of 3-1 loss @ Wpg.

#### FASTEST 2 GOALS - DEVILS PLAYER

0:26 - Jeff Friesen, 1/13/03, @ 13:55 & 14:21 of 2nd per. in 6-2 win vs. Fla.

#### FASTEST 3 GOALS - DEVILS PLAYER

8:22 - Stephane Richer, 3/29/93, @ 10:15, 13:48 & 18:37 of 2nd per. in 5-0 win vs. SJ

#### FASTEST 2 GOALS - DEVILS TEAM

0:08 - John Madden & Patrik Elias, 4/6/01, @ 16:31 & 16:39 of 1st per. of 5-2 win vs. Bos.

#### FASTEST 3 GOALS - DEVILS TEAM

0:42 - Kevin Todd, Peter Stastny & Doug Brown, 11/23/91, @ 4:38, 5:01 & 5:20 of 2nd per. of 5-5 OT tie @ Phi.

Tim Higgins, Uli Hiemer & Phil Russell, 2/16/85, @ 9:22, 9:43 & 10:04 of 2nd per. of 6-3 win @ Tor.

**FASTEST 2 GOALS - OPPOSING PLAYER**

0:11 - James Patrick, 3/25/86, @ 2:03 & 2:14 of 3rd per. of 5-4 loss vs. NYR

**FASTEST 3 GOALS - OPPOSING PLAYER**

4:42 - Jari Kurri, 11/19/83, @ 10:39, 11:12 & 15:21 of 3rd per. of 13-4 loss @ Edm.

**FASTEST 2 GOALS - OPPOSING TEAM**

0:08 - Willy Lindstrom & Troy Loney, 3/19/86, @ 8:59 & 9:07 of 1st per. of 7-3 loss vs. Pit.

**FASTEST 3 GOALS - OPPOSING TEAM**

0:51 - Denis Savard, Denis Savard & Darryl Sutter, 11/6/83, @ 13:08, 13:33 & 13:59 of 2nd per. of 6-3 win vs. Chi.

**FASTEST 2 GOALS - BOTH TEAMS**

0:07 - Randy McKay (NJ) & Peter Zedel (Tor.), 2/25/92, @ 9:06 & 9:13 of 3rd per. of 5-5 OT tie @ Tor.

**FASTEST 3 GOALS - BOTH TEAMS**

0:25 - Patrik Sundstrom (NJ), John Tonelli (LA) & Keith Crowder (LA), 12/15/89, @ 2:15, 2:23 & 2:40 of 2nd per. of 7-5 win vs. LA

**ASSISTS**

**MOST ASSISTS**

11 - 1/7/84 in 3rd per. of 7-4 win @ Pit.

10 - Accomplished six times, most recently 11/1/08 in 2nd per. of 6-1 win vs. Atl.

**At Home**

10 - Accomplished five times, most recently 11/1/08 in 2nd per. of 6-1 win vs. Atl.

(franchise record)

10 - Accomplished seven times, most recently 3/11/97 in 1st per. of 6-1 win vs. Edm.

**On Road**

11 - 1/7/84 in 3rd per. of 7-4 win @ Pit.

10 - 4/6/96 in 2nd per. of 6-3 win @ Hfd.

9 - 11/26/93 in 2nd per. of 6-6 OT tie @ STL.

11/5/93 in 1st per. of 6-3 win @ Ana.

10/23/90 in 2nd per. of 8-1 win @ NYI

**MOST ASSISTS OPPONENT**

12 - 12/9/89 in 1st per. of 7-3 loss @ Hfd.

10 - 10/21/06 in 2nd per. of 8-1 loss @ Ott.

11/21/84 in 1st per. of 8-1 loss @ LA

11/13/82 in 2nd per. of 7-2 loss @ Que.

**At Home**

9 - 4/6/86 in 2nd per. of 9-7 win vs. NYI

8 - Accomplished 13 times, most recently 1/26/14 in 2nd per. of 7-3 loss vs. NYR

(franchise record)

9 - 4/6/86 in 2nd per. of 9-7 win vs. NYI

12/16/80 in 1st per. of 7-4 loss vs. Edm. @ Col.

11/23/78 in 3rd per. of 7-2 loss vs. Van. @ Col.

**On Road**

12 - 12/9/89 in 1st per. of 7-3 loss @ Hfd.

10 - 10/21/06 in 2nd per. of 8-1 loss @ Ott.

11/21/84 in 1st per. of 8-1 loss @ LA

11/13/82 in 2nd per. of 7-2 loss @ Que.

**MOST ASSISTS BOTH TEAMS**

16 - 12/9/89 in 1st per. of 7-3 loss @ Hfd. (Hfd. 12, NJ 4)

15 - 12/26/93 in 2nd per. of 8-3 loss @ NYR (NYR 9, NJ 6)

14 - Accomplished six times, most recently 4/6/96 in 2nd per. of 6-3 win @ Hfd. (NJ 10, Hfd. 4)

(franchise record)

16 - 12/9/89 in 1st per. of 7-3 loss @ Hfd. (Hfd. 12, NJ 4)

2/19/80 in 2nd per. of 8-6 win vs. Phi. @ Col. (Col. 8, Phi. 8)

**At Home**

14 - 3/7/93 in 3rd per. of 7-3 win vs. Phi. (NJ 10, Phi. 4)

13 - 1/15/92 in 2nd per. of 8-8 OT tie vs. Buf. (NJ 8, Buf. 5)

11/2/85 in 3rd per. of 6-5 OT win vs. NYR (NJ 9, NYR 4)

(franchise record)

16 - 2/19/80 in 2nd per. of 8-6 win vs. Phi. @ Col. (Col. 8, Phi. 8)

**On Road**

16 - 12/9/89 in 1st per. of 7-3 loss @ Hfd. (Hfd. 12, NJ 4)

15 - 12/26/93 in 2nd per. of 8-3 loss @ NYR (NYR 9, NJ 6)

14 - Accomplished five times, most recently 4/6/96 in 2nd per. of 6-3 win @ Hfd. (NJ 10, Hfd. 4)

**POINTS**

**MOST POINTS**

18 - 10/23/90 in 2nd per. of 8-1 win @ NYI (6g-12a)

17 - 3/10/90 in 2nd per. of 9-3 win vs. Que. (6g-11a) 1/7/84 in 3rd per. of 7-4 win @ Pit. (6g-11a)

**At Home**

17 - 3/10/90 in 2nd per. of 9-3 win vs. Que. (6g-11a)

16 - 3/7/93 in 3rd per. of 7-3 win vs. Phi. (6g-10a)

15 - Accomplished four times, most recently 11/1/08 in 2nd per. of 6-1 win vs. Atl. (5g-10a)

**On Road**

18 - 10/23/90 in 2nd per. of 8-1 win @ NYI (7g-11a)

17 - 1/7/84 in 3rd per. of 7-4 win @ Pit. (6g-11a)

16 - 4/6/96 in 2nd per. of 6-3 win @ Hfd. (6g-10a)

**MOST POINTS OPPONENT**

18 - 12/9/89 in 1st per. of 7-3 loss @ Hfd. (6g-12a)

15 - Accomplished four times, most recently 10/21/06 in 2nd per. of 8-1 loss @ Ott. (5g-10a)

(franchise record)

18 - 12/9/89 in 1st per. of 7-3 loss @ Hfd. (6g-12a)

2/18/78 in 3rd per. of 9-4 loss @ Mtl. (7g-11a)

**At Home**

14 - 4/6/86 in 2nd per. of 9-7 win vs. NYI (5g-9a)

13 - 1/11/86 in 2nd per. of 8-4 loss vs. Phi. (5g-8a)

10/25/84 in 2nd per. of 11-2 loss vs. NYR

(5g-8a)

(franchise record)

14 - 4/6/86 in 2nd per. of 9-7 win vs. NYI (5g-9a)

12/16/81 in 1st per. of 7-4 loss vs. Edm. @ Col.

(5g-9a)

**On Road**

18 - 12/9/89 in 1st per. of 7-3 loss @ Hfd. (6g-12a)

15 - Accomplished four times, most recently 10/21/06 in 2nd per. of 8-1 loss @ Ott. (5g-10a)

(franchise record)

18 - 12/9/89 in 1st per. of 7-3 loss @ Hfd. (6g-12a)

2/18/78 in 3rd per. of 9-4 loss @ Mtl. (7g-11a)

**MOST POINTS BOTH TEAMS**

24 - 12/9/89 in 1st per. of 7-3 loss @ Hfd. (Hfd. 6-12-18, NJ 2-4-6)

23 - 12/26/93 in 1st per. of 8-3 loss @ NYR

(NYR 5-9-14, NJ 3-6-9)

22 - Accomplished four times, most recently 4/6/96 in 2nd per. of 6-3 win @ Hfd. (NJ 6-10-16, Hfd. 2-4-6)

(franchise record)

24 - 12/9/89 in 1st per. of 7-3 loss @ Hfd. (Hfd. 6-12-18, NJ 2-4-6)

2/19/80 in 2nd per. of 8-6 win vs. Phi. @ Col.

(Col. 4-8-12, Phi. 4-8-12)

**At Home**

22 - 3/7/93 in 3rd per. of 7-3 win vs. Phi. (NJ 6-10-16, Phi. 2-4-6)

20 - 1/15/92 in 2nd per. of 8-8 OT tie vs. Buf. (NJ 4-8-12, Buf. 3-5-8)

11/2/85 in 3rd per. of 6-5 OT win vs. NYR (NJ 5-9-14, NYR 2-4-6)

(franchise record)

24 - 2/19/80 in 2nd per. of 8-6 win vs. Phi. @ Col.

(Col. 4-8-12, Phi. 4-8-12)

**On Road**

24 - 12/9/89 in 1st per. of 7-3 loss @ Hfd. (Hfd. 6-12-18, NJ 2-4-6)

23 - 12/26/93 in 1st per. of 8-3 loss @ NYR

(NYR 5-9-14, NJ 3-6-9)

22 - 4/6/96 in 2nd per. of 6-3 win @ Hfd. (NJ 6-10-16, Hfd. 2-4-6)

(franchise record)

11/26/93 in 2nd per. of 6-6 OT tie @ STL. (NJ 5-9-14, STL. 3-5-8)

2/9/93 in 1st per. of 8-5 loss @ Det. (Det. 5-9-14, NJ 3-5-8)

**PENALTY MINUTES**

**MOST PENALTY MINUTES**

- 81 - 10/8/93 in 3rd per. of 6-3 win @ Wsh.
- 72 - 1/22/88 in 3rd per. of 7-3 loss @ Buf.
- 62 - 1/4/88 in 2nd per. of 6-3 loss vs. LA (franchise record)
- 96 - 1/3/81 in 3rd per. of 4-1 win vs. Bos. @ Col.

**At Home**

- 62 - 1/4/88 in 2nd per. of 6-3 loss vs. LA
- 60 - 1/14/91 in 2nd per. of 6-1 loss vs. LA
- 1/24/87 in 3rd per. of 4-3 win vs. Phi. (franchise record)

- 96 - 1/3/81 in 3rd per. of 4-1 win vs. Bos. @ Col.

**On Road**

- 81 - 10/8/93 in 3rd per. of 6-3 win @ Wsh.
- 72 - 1/22/88 in 3rd per. of 7-3 loss @ Buf.
- 60 - 10/23/89 in 2nd per. of 5-4 win @ Tor. (franchise record)

- 93 - 12/6/80 in 3rd per. of 8-6 loss @ Wsh.

**MOST PENALTY MINUTES OPPONENT**

- 78 - 10/8/93 in 3rd per. of 6-3 win @ Wsh.
- 70 - 1/24/87 in 3rd per. of 4-3 win vs. Phi.
- 62 - 1/4/88 in 2nd per. of 6-3 loss vs. LA (franchise record)

- 112 - 1/3/81 in 3rd per. of 4-1 win vs. Bos. @ Col.

**At Home**

- 70 - 1/24/87 in 3rd per. of 4-3 win vs. Phi.
- 62 - 1/4/88 in 2nd per. of 6-3 loss vs. LA
- 59 - 1/4/94 in 3rd per. of 6-3 win vs. NYI (franchise record)

- 112 - 1/3/81 in 3rd per. of 4-1 win vs. Bos. @ Col.

**On Road**

- 78 - 10/8/93 in 3rd per. of 6-3 win @ Wsh.
- 60 - 10/23/89 in 2nd per. of 5-4 win @ Tor.
- 55 - 10/15/88 in 1st per. of 8-5 loss @ Wsh. (franchise record)

- 101 - 12/6/80 in 3rd per. of 8-6 loss @ Wsh.

**MOST PENALTY MINUTES BOTH TEAMS**

- 159 - 10/8/93 in 3rd per. of 6-3 win @ Wsh. (NJ 81, Wsh. 78)
- 130 - 1/24/87 in 3rd per. of 4-3 win vs. Phi. (Phi. 70, NJ 60)

- 124 - 1/4/88 in 2nd per. of 6-3 loss vs. LA (NJ 62, LA 62) (franchise record)

- 208 - 1/3/81 in 3rd per. of 4-1 win vs. Bos. @ Col. (Bos. 112, Col. 96)

**At Home**

- 130 - 1/24/87 in 3rd per. of 4-3 win vs. Phi. (Phi. 70, NJ 60)
- 124 - 1/4/88 in 2nd per. of 6-3 loss vs. LA (NJ 62, LA 62)

- 108 - 11/11/98 in 3rd per. of 3-0 win vs. Mtl. (NJ 59, Mtl. 49) (franchise record)

- 208 - 1/3/81 in 3rd per. of 4-1 win vs. Bos. @ Col. (Bos. 112, Col. 96)

**On Road**

- 159 - 10/8/93 in 3rd per. of 6-3 win @ Wsh. (NJ 81, Wsh. 78)
- 120 - 10/23/89 in 2nd per. of 5-4 win @ Tor. (NJ 60, Tor. 60)

- 112 - 1/22/88 in 3rd per. of 7-3 loss @ Buf. (NJ 72, Buf. 40) (franchise record)

- 194 - 12/6/80 in 3rd per. of 8-6 loss @ Wsh. (Wsh. 101, Col. 93)

**SHOTS**

**MOST SHOTS**

- 27 - 10/28/95 in 2nd per. of 5-3 loss vs. Pit.
- 25 - 3/23/04 in 3rd per. of 4-3 OT win @ Fla.
- 3/29/93 in 2nd per. of 5-0 win vs. SJ

**At Home**

- 27 - 10/28/95 in 2nd per. of 5-3 loss vs. Pit.
- 25 - 3/29/93 in 2nd per. of 5-0 win vs. SJ
- 23 - 12/6/97 in 1st per. of 4-2 win vs. TB

- 1/2/90 in 1st per. of 5-3 win vs. Buf.
- 2/7/87 in 2nd per. of 3-2 win vs. Phi.

**On Road**

- 25 - 3/23/04 in 3rd per. of 4-3 OT win @ Fla.
- 24 - 12/19/09 in 1st per. of 5-4 win @ Atl.
- 23 - 1/21/99 in 1st per. of 3-2 win @ LA
- 10/29/96 in 3rd per. of 5-2 loss @ Bos.
- 11/21/95 in 3rd per. of 4-3 loss @ Fla. (franchise record)

- 25 - 3/23/04 in 3rd per. of 4-3 OT win @ Fla.
- 12/18/76 in 3rd per. of 4-2 loss @ Tor.

**MOST SHOTS OPPONENT**

- 26 - 1/22/86 in 1st per. of 6-6 OT tie @ Cgy.
- 25 - 10/8/09 in 2nd per. of 4-3 SO win @ TB
- 24 - 2/4/12 in 3rd per. of 6-4 win @ Phi.

- 12/1/92 in 2nd per. of 8-3 win vs. Tor.
- 11/6/83 in 2nd per. of 6-3 win vs. Chi.

**At Home**

- 24 - 12/1/92 in 2nd per. of 8-3 win vs. Tor.
- 11/6/83 in 2nd per. of 6-3 win vs. Chi.
- 23 - 2/24/90 in 2nd per. of 3-2 win vs. Chi.
- 2/18/87 in 2nd per. of 6-3 loss vs. Hfd.

**On Road**

- 26 - 1/22/86 in 1st per. of 6-6 OT tie @ Cgy.
- 25 - 10/8/09 in 2nd per. of 4-3 SO win @ TB
- 24 - 2/4/12 in 3rd per. of 6-4 win @ Phi.

**MOST SHOTS BOTH TEAMS**

- 38 - 1/20/93 in 2nd per. of 3-2 loss @ Mtl. (Mtl. 20, NJ 18)
- 37 - 3/6/84 in 3rd per. of 6-5 win vs. Pit. (Pit. 22, NJ 15)

- 36 - Accomplished four times, most recently 10/28/95 in 2nd per. of 5-3 loss vs. Pit. (NJ 27, Pit. 9)

**At Home**

- 37 - 3/6/84 in 3rd per. of 6-5 win vs. Pit. (Pit. 22, NJ 15)
- 36 - 10/28/95 in 2nd per. of 5-3 loss vs. Pit. (NJ 27, Pit. 9)

- 1/2/90 in 1st per. of 5-3 win vs. Buf. (NJ 23, Buf. 13)

**On Road**

- 38 - 1/20/93 in 2nd per. of 3-2 loss @ Mtl. (Mtl. 20, NJ 18)
- 36 - 2/9/93 in 1st per. of 8-5 loss @ Det. (Det. 21, NJ 15)

- 1/22/86 in 1st per. of 6-6 OT tie @ Cgy. (Cgy. 26, NJ 10)

**FEWEST SHOTS**

- 0 - 1/7/83 in 3rd per. of 2-2 tie vs. Bos.
- 1 - Accomplished 18 times, most recently 1/31/15 in 2nd per. of 3-1 win vs. Fla. (franchise record)

- 0 - 1/7/83 in 3rd per. of 2-2 tie vs. Bos.
- 3/21/76 in 3rd per. of 3-1 loss @ Buf.

**At Home**

- 0 - 1/7/83 in 3rd per. of 2-2 tie vs. Bos.
- 1 - Accomplished eight times, most recently 1/31/15 in 2nd per. of 3-1 win vs. Fla.

**On Road**

- 1 - Accomplished ten times, most recently 1/16/15 in 2nd per. of 5-1 loss @ Ana. (franchise record)
- 0 - 3/21/76 in 3rd per. of 3-1 loss @ Buf.

**FEWEST SHOTS OPPONENT**

- 0 - 10/29/02 in 3rd per. of 2-1 loss vs. Car.
- 10/10/98 in 1st per. of 2-1 loss @ Chi.

- 1 - Accomplished 24 times, most recently 12/13/11 in 3rd per. of 3-2 SO win @ Fla.

**At Home**

- 0 - 10/29/02 in 3rd per. of 2-1 loss vs. Car.
- 1 - Accomplished 15 times, most recently 4/10/11 in 2nd per. of 3-2 win vs. Bos.

**On Road**

- 0 - 10/10/98 in 1st per. of 2-1 loss @ Chi.
- 1 - Accomplished nine times, most recently 12/13/11 in 3rd per. of 3-2 SO win @ Fla.

## CAREER

## MOST SEASONS

- 20 - Martin Brodeur
- 18 - Ken Daneyko
- 17 - Patrik Elias

## MOST GAMES PLAYED

- 1283 - Ken Daneyko
- 1259 - Martin Brodeur
- 1240 - Patrik Elias

## MOST GOALS

- 408 - Patrik Elias
- 347 - John MacLean
- 202 - Bobby Holik

## By Defenseman

- 112 - Scott Niedermayer
- 93 - Scott Stevens
- 83 - Bruce Driver

## MOST ASSISTS

- 617 - Patrik Elias
- 364 - Scott Niedermayer
- 361 - Scott Gomez

## By Defenseman

- 364 - Scott Niedermayer
- 337 - Scott Stevens
- 316 - Bruce Driver

## MOST POINTS

- 1025 - Patrik Elias (408g-617a)
- 701 - John MacLean (347g-354a)
- 520 - Kirk Muller (185g-335a)

## By Defenseman

- 476 - Scott Niedermayer (112g-364a)
- 430 - Scott Stevens (93g-337a)
- 399 - Bruce Driver (83g-316a)

## MOST POWER PLAY GOALS

- 113 - Patrik Elias
- 92 - John MacLean
- 69 - Kirk Muller

## By Defenseman

- 51 - Scott Niedermayer
- 33 - Bruce Driver
- 28 - Scott Stevens

## MOST POWER PLAY POINTS

- 333 - Patrik Elias (113g-220a)
- 197 - John MacLean (92g-105a)
- 189 - Scott Niedermayer (51g-138a)

## By Defenseman

- 189 - Scott Niedermayer (51g-138a)
- 168 - Bruce Driver (33g-135a)
- 139 - Brian Rafalski (19g-120a)

## MOST SHORTHANDED GOALS

- 17 - John Madden
- 16 - Patrik Elias
- 11 - D. Brown, A. Henrique, S. Richer

## MOST GAME-WINNING GOALS

- 80 - Patrik Elias
- 55 - John MacLean
- 43 - Bobby Holik

## MOST OVERTIME GOALS

- 16 - Patrik Elias
- 8 - Scott Niedermayer
- 7 - Zach Parise

## MOST GAME-DECIDING GOALS

- 10 - Patrik Elias
- 9 - Zach Parise
- 8 - Ilya Kovalchuk

## MOST GAME-TYING GOALS

- 6 - Stephane Richer
- 5 - Bobby Holik, Claude Lemieux, John MacLean

(franchise record)

- 9 - Wilf Paiement

## MOST HAT TRICKS

- 8 - Patrik Elias (1 4-goal game)
- 6 - John MacLean
- 5 - Pat Verbeek (1 4-goal game)

## HIGHEST PLUS/MINUS

- 282 - Scott Stevens
- 172 - Scott Niedermayer
- Patrik Elias

## By Defenseman

- 282 - Scott Stevens
- 172 - Scott Niedermayer
- 100 - Brian Rafalski

## MOST PENALTY MINUTES

- 2519 - Ken Daneyko
- 1418 - Randy McKay
- 1168 - John MacLean

## By Defenseman

- 2519 - Ken Daneyko
- 1007 - Scott Stevens
- 886 - Joe Cirella

## MOST MINOR PENALTIES

- 717 - Ken Daneyko
- 409 - John MacLean
- 374 - Bobby Holik

## MOST MAJOR PENALTIES

- 138 - Randy McKay
- 123 - Ken Daneyko
- 65 - Mike Peluso

## MOST MISCONDUCT PENALTIES

- 47 - Ken Daneyko
- 26 - Randy McKay
- 21 - Pat Verbeek

## GOALTENDING

## MOST SEASONS

- 20 - Martin Brodeur
- 10 - Chris Terreri
- 4 - Craig Billington, Glenn Resch

## MOST GAMES PLAYED

- 1259 - Martin Brodeur
- 302 - Chris Terreri
- 198 - Glenn Resch

## MOST MINUTES PLAYED

- 74083 - Martin Brodeur
- 16561 - Chris Terreri
- 10953 - Glenn Resch

## MOST VICTORIES

- 688 - Martin Brodeur
- 118 - Chris Terreri
- 69 - Cory Schneider

## MOST DEFEATS

- 394 - Martin Brodeur
- 118 - Chris Terreri
- 113 - Glenn Resch

## MOST TIES

- 105 - Martin Brodeur
- 34 - Chris Terreri
- 23 - Sean Burke

## BEST GAA (2 seasons)

- 2.14 - Cory Schneider
- 2.24 - Martin Brodeur
- 2.42 - Johan Hedberg

## MOST SHUTOUTS

- 124 - Martin Brodeur
- 12 - Cory Schneider
- 8 - Johan Hedberg

## SEASON

## MOST GOALS

- 48 - Brian Gionta: 2005-06
- 46 - Pat Verbeek: 1987-88
- 45 - Zach Parise: 2008-09
- John MacLean: 1990-91

## By Left Wing

- 45 - Zach Parise: 2008-09
- 40 - Patrik Elias: 2000-01
- 38 - Zach Parise: 2009-10
- Patrik Elias: 2003-04
- Stephane Richer: 1992-93

## By Center

- 37 - Alexander Semak: 1992-93
- Kirk Muller: 1987-88
- 35 - Greg Adams: 1985-86

## By Right Wing

- 48 - Brian Gionta: 2005-06
- 46 - Pat Verbeek: 1987-88
- 45 - John MacLean: 1990-91

## By Defenseman

- 18 - Scott Stevens: 1993-94
- 17 - Scott Stevens: 1991-92
- Dave Pichette: 1984-85

(franchise record)

- 22 - Barry Beck: 1977-78

## By Rookie

- 21 - Kevin Todd: 1991-92
- Jeff Larmer: 1982-83
- 20 - Pat Verbeek: 1983-84
- (franchise record)
- 30 - Paul Gardner: 1976-77

## MOST ASSISTS

- 60 - Scott Stevens: 1993-94
- 57 - Aaron Broten, Kirk Muller: 1987-88

## By Left Wing

- 57 - Aaron Broten: 1987-88
- 56 - Patrik Elias: 2000-01
- Kirk Muller: 1989-90

## By Center

- 57 - Kirk Muller: 1987-88
- 56 - Scott Gomez: 2003-04
- 52 - Patrik Elias: 2011-12

## By Right Wing

- 51 - Claude Lemieux: 1992-93
- 46 - Ilya Kovalchuk: 2011-12
- Petr Sykora: 2000-01
- (franchise record)
- 56 - Wilf Paiement: 1977-78

## By Defenseman

- 60 - Scott Stevens: 1993-94
- 50 - Tom Kurvers: 1988-89
- 47 - Brian Rafalski: 2006-07

## By Rookie

- 51 - Scott Gomez: 1999-00
- 42 - Kevin Todd: 1991-92
- 37 - Kirk Muller: 1984-85

## MOST POINTS

- 96 - Patrik Elias (40g-56a): 2000-01
- 94 - Zach Parise (45g-49a): 2008-09
- Kirk Muller (37g-57a): 1987-88



**By Left Wing**

- 96 - Patrik Elias (40g-56a): 2000-01
- 94 - Zach Parise (45g-49a): 2008-09
- 86 - Kirk Muller (30g-56a): 1989-90

**By Center**

- 94 - Kirk Muller (37g-57a): 1987-88
- 84 - Scott Gomez (33g-51a): 2005-06
- 79 - Alexander Semak (37g-42a): 1992-93

**By Right Wing**

- 89 - Brian Gionta (48g-41a): 2005-06
- 87 - John MacLean (42g-45a): 1988-89
- 83 - Ilya Kovalchuk (37g-46a): 2011-12
- Alexander Mogilny (43g-40a): 2000-01

**By Defenseman**

- 78 - Scott Stevens (18g-60a): 1993-94
- 66 - Tom Kurvers (16g-50a): 1988-89
- 59 - Scott Stevens (17g-42a): 1991-92

**By Rookie**

- 70 - Scott Gomez (19g-51a): 1999-00
- 63 - Kevin Todd (21g-42a): 1991-92
- 54 - Kirk Muller (17g-37a): 1984-85

**MOST POINTS AT HOME**

- 58 - Zach Parise (22g-36a): 2008-09
- Patrik Elias (22g-36a): 2000-01
- 53 - Kirk Muller (22g-31a): 1987-88

**By Defenseman**

- 41 - Tom Kurvers (9g-32a): 1988-89
- 37 - Scott Niedermayer (9g-28a): 1997-98
- Dave Pichette (10g-27a): 1984-85

**By Rookie**

- 34 - Scott Gomez (8g-26a): 1999-00
- 32 - Kevin Todd (12g-20a): 1991-92
- 29 - Pat Verbeek (12g-17a): 1983-84

**MOST POINTS ON ROAD**

- 49 - Kirk Muller (16g-33a): 1989-90
- 46 - John MacLean (25g-21a): 1989-90
- John MacLean (23g-23a): 1988-89

**By Defenseman**

- 43 - Scott Stevens (10g-33a): 1993-94
- 29 - Bruce Driver (9g-20a): 1992-93
- Bruce Driver (4g-25a): 1989-90

**By Rookie**

- 36 - Scott Gomez (11g-25a): 1999-00
- 31 - Kevin Todd (9g-22a): 1991-92
- 30 - Kirk Muller (9g-21a): 1984-85

**MOST SHOTS**

- 364 - Zach Parise: 2008-09
- 347 - Zach Parise: 2009-10
- 322 - John MacLean: 1989-90

**By Defenseman**

- 215 - Scott Stevens: 1993-94
- 205 - Bruce Driver: 1991-92
- 195 - Bruce Driver: 1990-91

**MOST PENALTY MINUTES**

- 295 - Krzysztof Oliwa: 1997-98
- 283 - Ken Daneyko: 1988-89
- 249 - Ken Daneyko: 1990-91
- David Maley: 1988-89

**By Defenseman**

- 283 - Ken Daneyko: 1988-89
- 249 - Ken Daneyko: 1990-91
- 239 - Ken Daneyko: 1987-88

**MOST POWER PLAY GOALS**

- 24 - Brian Gionta: 2005-06
- 19 - John MacLean: 1990-91
- 17 - Kirk Muller: 1987-88
- Pat Verbeek: 1986-87

**MOST POWER PLAY POINTS**

- 37 - Kirk Muller (17g-20a): 1987-88
- 36 - Tapio Levo (5g-31a): 1982-83
- 35 - Claude Lemieux (13g-22a): 1992-93

**MOST SHORTHANDED GOALS**

- 6 - John Madden: 1999-00
- 5 - Brian Rolston: 1998-99
- 4 - Accomplished four times, most recently Ilya Kovalchuk: 2012-13

**MOST GAME-WINNING GOALS**

- 11 - John MacLean: 1989-90
- 10 - Brian Gionta: 2005-06
- 9 - Accomplished five times, most recently Ilya Kovalchuk: 2010-11

**MOST OVERTIME GOALS**

- 4 - Ilya Kovalchuk: 2010-11
- Patrik Elias: 2003-04
- Scott Niedermayer: 2001-02

**MOST GAME-DETERMINING GOALS**

- 7 - Ilya Kovalchuk: 2011-12
- 5 - Viktor Kozlov: 2005-06
- 3 - Jacob Josefson: 2014-15
- Zach Parise: 2007-08
- John Madden: 2006-07

**MOST GAME-TYING GOALS**

- 3 - Accomplished four times, most recently Stephane Ficher: 1993-94 (franchise record)
- 5 - Lanny McDonald: 1979-80

**MOST HAT TRICKS**

- 3 - Patrik Elias: 2000-01
- John MacLean: 1988-89
- Kirk Muller: 1987-88

**HIGHEST PLUS/MINUS**

- 53 - Scott Stevens: 1993-94
- 45 - Patrik Elias: 2000-01
- 40 - Scott Stevens: 2000-01

**By Defenseman**

- 53 - Scott Stevens: 1993-94
- 40 - Scott Stevens: 2000-01
- 36 - Brian Rafalski: 2000-01

**GOALTENDING****MOST GAMES PLAYED**

- 78 - Martin Brodeur: 2006-07
- 77 - Martin Brodeur: 2009-10, 2007-08, 1995-96

**MOST MINUTES PLAYED**

- 4697 - Martin Brodeur: 2006-07
- 4635 - Martin Brodeur: 2007-08
- 4555 - Martin Brodeur: 2003-04

**MOST VICTORIES**

- 48 - Martin Brodeur: 2006-07
- 45 - Martin Brodeur: 2009-10
- 44 - Martin Brodeur: 2007-08

**MOST DEFEATS**

- 35 - Glenn Resch: 1982-83
- 31 - Cory Schneider: 2014-15
- Sean Burke: 1988-89
- Glenn Resch: 1983-84

(franchise record)

- 39 - Denis Herron: 1975-76

**MOST TIES**

- 13 - Martin Brodeur: 1996-97
- 12 - Martin Brodeur: 1995-96
- Glenn Resch: 1982-83

**BEST GAA (26 GPI)**

- 1.88 - Martin Brodeur: 1996-97
- 1.89 - Martin Brodeur: 1997-98
- 1.97 - Cory Schneider: 2013-14

**MOST SHUTOUTS**

- 12 - Martin Brodeur: 2006-07
- 11 - Martin Brodeur: 2003-04
- 10 - Martin Brodeur: 1997-98, 1996-97

**MOST PENALTY MINUTES**

- 54 - Sean Burke: 1988-89
- 38 - Sean Burke: 1989-90
- 31 - Corey Schwab: 1995-96

**GAME****MOST GOALS**

- 4 - Accomplished five times, most recently Dainius Zubrus, 11/23/08 @ TB (franchise record)

- 4 - Accomplished six times, most recently Dainius Zubrus, 11/23/08 @ TB

**By Defenseman**

- 3 - Uli Hiemer, 10/31/84 vs. Pit.
- 2 - Accomplished 43 times, most recently Damon Severson, 10/16/14 @ Wsh.

(franchise record)

- 3 - Uli Hiemer, 10/31/84 vs. Pit.
- Barry Beck, 12/17/77 vs. Min. @ Col.

**By Rookie**

- 3 - Scott Gomez, 12/26/00 vs. NYR  
Uli Hiemer, 10/31/84 vs. Pit.
- 2 - Accomplished 44 times, most recently  
Damon Severson, 10/16/14 @ Wsh.  
(franchise record)
- 3 - Accomplished four times, most recently  
Scott Gomez, 12/26/00 vs. NYR

**MOST ASSISTS**

- 5 - Accomplished four times, most recently Scott  
Gomez, 3/30/03 vs. NYI

**By Defenseman**

- 5 - Tom Kurvers, 2/13/89 vs. Tor.
- 4 - Accomplished five times, most recently  
Viacheslav Fetisov, 3/29/90 vs. NYR

**By Rookie**

- 4 - Zdeno Ciger, 1/24/91 vs. Que.  
Viacheslav Fetisov, 3/29/90 vs. NYR  
Bruce Driver, 12/15/84 vs. Que.

**MOST POINTS**

- 6 - Kirk Muller (3g-3a), 10/29/86 @ Pit.
- 5 - Accomplished 24 times, most recently  
Patrik Elias (3g-2a), 4/5/06 vs. Pit.

**By Defenseman**

- 5 - Viacheslav Fetisov (1g-4a), 3/29/90 vs. NYR  
Tom Kurvers (5a), 2/13/89 vs. Tor.  
Bruce Driver (1g-4a), 12/23/86 @ NYR  
(franchise record)
- 5 - Accomplished four times, most recently  
Viacheslav Fetisov (1g-4a), 3/29/90 vs. NYR

**PERIOD****MOST GOALS**

- 3 - Accomplished eight times, most recently  
Brian Gionta, 10/12/06 vs. Tor. (3rd)  
(franchise record)
- 3 - Accomplished nine times, most recently  
Brian Gionta, 10/12/06 vs. Tor. (3rd)

**MOST ASSISTS**

- 4 - Paul Gagne, 2/9/86 @ Hfd. (3rd)
- 3 - Accomplished 22 times, most recently  
Ilya Kovalchuk, 3/23/10 vs. CBJ (2nd)

**STREAKS****MOST CONSECUTIVE GAMES PLAYED**

- 401 - Travis Zajac, 10/26/06-4/10/11
- 388 - Ken Daneyko, 11/4/89-3/29/94
- 328 - Sergei Brylin, 10/8/03-4/6/08

**MOST CONSECUTIVE GAMES SCORING GOALS**

- 6 - Accomplished seven times, most recently  
Adam Henrique (9g), 2/27-3/8/14  
(franchise record)
- 8 - Paul Gardner (11g), 10/19-11/5/79

**MOST CONSECUTIVE GAMES WITH ASSISTS**

- 9 - Petr Sykora (13a), 3/21-4/6/01
- 8 - Brian Rafalski (9a), 3/22-4/5/07  
Aaron Broten (8a), 12/20/84-1/5/85

**MOST CONSECUTIVE GAMES WITH POINTS**

- 15 - Brian Gionta (12g-13a-25pts), 3/21-4/18/06  
Patrik Elias (15g-9a-24pts), 12/27/99-1/28/00
- 13 - Patrik Elias (12g-13a-25pts), 3/13-4/6/01  
Petr Sykora (6g-17a-23pts), 3/13-4/6/01

**MOST POINTS TWO CONSECUTIVE GAMES**

- 8 - Accomplished four times, most recently  
Kirk Muller (1g-7a), 3/12-20/88  
(franchise record)
- 8 - Accomplished five times, most recently  
Kirk Muller (1g-7a), 3/12-20/88

**MOST POINTS THREE CONSECUTIVE GAMES**

- 11 - Patrik Elias (6g-5a), 2/21-25/04
- 10 - Scott Gomez (2g-8a), 2/21-25/04  
Patrik Sundstrom (2g-8a), 12/12-15/89  
Brendan Shanahan (5g-5a), 2/9-13/89  
(franchise record)
- 11 - Patrik Elias (6g-5a), 2/21-25/04  
Paul Gardner (5g-6a), 10/28-11/2/77

**By Rookie**

- 5 - Viacheslav Fetisov (1g-4a), 3/29/90 vs. NYR
- 4 - Accomplished seven times, most recently  
Brian Gionta (1g-3a), 4/13/02 @ Wsh.

**MOST SHOTS**

- 14 - Claude Lemieux, 12/3/92 @ Ott.
- 12 - Bruce Driver, 2/17/90 @ Tor.
- 11 - John MacLean, 12/19/95 vs. Phi.  
Bill Guerin, 3/3/94 @ TB  
Bobby Holik, 11/14/92 @ Wsh.

**By Defenseman**

- 12 - Bruce Driver, 2/17/90 @ Tor.
- 9 - Phil Housley, 3/9/96 @ Pit.  
Tom Kurvers, 2/5/88 @ Van.

**HIGHEST PLUS/MINUS**

- 6 - Scott Stevens, 10/8/93 @ Wsh.  
Claude Lemieux, 1/4/92 vs. NYR
- 5 - Accomplished 20 times, most recently  
Patrik Elias, Brian Gionta & Scott Gomez,  
2/21/04 @ NYR

**By Defenseman**

- 6 - Scott Stevens, 10/8/93 @ Wsh.
- 5 - Accomplished 11 times, most recently  
Scott Stevens, 4/3/01 @ Wsh.

**MOST PENALTY MINUTES**

- 42 - John MacLean (min., 2 maj., misc., game,  
gross), 12/11/90 @ NYI
- 37 - Viacheslav Fetisov (min., maj., 2 misc., game),  
1/22/93 vs. Mtl.
- 35 - Randy McKay (3 maj., 2 games), 12/10/91 @ Min.

**MOST POINTS**

- 4 - Accomplished eight times, most recently  
Travis Zajac (1g-3a), 1/21/16 vs. Ott  
(franchise record)
- 4 - Accomplished nine times, most recently  
Ilya Kovalchuk (1g-3a), 3/23/10 vs. CBJ

**GOALTENDING****MOST CONSECUTIVE GAMES PLAYED**

- 57 - Martin Brodeur, 12/15/95-10/18/96
- 51 - Martin Brodeur, 1/8-11/1/08
- 40 - Martin Brodeur, 11/7/09-1/31/10

**MOST CONSECUTIVE GAMES STARTED**

- 51 - Martin Brodeur, 1/8-11/1/08
- 49 - Martin Brodeur, 1/3-10/18/96
- 33 - Martin Brodeur, 11/25/09-1/31/10

**MOST CONSECUTIVE VICTORIES**

- 12 - Martin Brodeur, 10/23-11/20/97
- 11 - Martin Brodeur, 3/28-4/18/06  
Martin Brodeur, 2/26-3/21/01

**MOST CONSECUTIVE GAMES UNBEATEN**

- 14 - Martin Brodeur (10-0-4), 12/20/00-1/24/01  
Martin Brodeur (12-0-2), 12/26/99-1/26/00  
Martin Brodeur (8-0-6), 1/14-2/20/97

**LONGEST SHUTOUT STREAK**

- 213:52 - Martin Brodeur, 3/25-4/8/97
- 189:58 - Martin Brodeur, 11/2-12/96
- 170:06 - Martin Brodeur, 1/30-2/7/98

A photograph of Travis Zajac, a professional ice hockey player, in action on the ice. He is wearing a red and black New Jersey Devils jersey with the number 19 and an 'A' on the chest. He is also wearing a black Bauer helmet with the number 19, white and black Bauer hockey gloves, and red and black hockey pants. He is holding a hockey stick and looking intently towards the right. In the background, another player in a white and blue jersey is visible, slightly out of focus. The scene is set on an ice rink with a yellow and white barrier in the background.

*Travis Zajac has played in 52 playoff games with New Jersey, scoring 10 goals and 16 assists for 26 points.*

### TEAM PLAYOFF RECORDS

	GP	W	L	GF	GA	PCTG
PITTSBURGH	24	16	8	73	55	.667
SAN JOSE	24	14	10	75	56	.583
TAMPA BAY	17	11	6	48	40	.647
ST. LOUIS	20	10	10	57	56	.500
DALLAS	13	7	6	35	42	.538
NASHVILLE	14	7	7	31	43	.500
WASHINGTON	12	6	6	29	22	.500
NY ISLANDERS	11	5	6	26	32	.455
CHICAGO	7	3	4	20	19	.429
ANAHEIM	7	3	4	18	14	.429
PHILADELPHIA	6	2	4	6	14	.333
FLORIDA	6	2	4	14	15	.333
MINNESOTA	6	2	4	17	21	.333
NY RANGERS	5	1	4	10	21	.200
DETROIT	5	1	4	8	12	.200

### STANLEY CUP PLAYOFF RESULTS

**CONFERENCE QUARTERFINALS**  
 Series "A"- NY Islanders defeated Florida 4-2  
 Series "B"- Tampa Bay defeated Detroit 4-1  
 Series "C"- Washington defeated Philadelphia 4-2  
 Series "D"- Pittsburgh defeated NY Rangers 4-1  
 Series "E"- Dallas defeated Minnesota 4-2  
 Series "F"- St. Louis defeated Chicago 4-3  
 Series "G"- Nashville defeated Anaheim 4-3  
 Series "H"- San Jose defeated Los Angeles 4-1

**CONFERENCE SEMIFINALS**  
 Series "I"- Tampa Bay defeated NY Islanders 4-1  
 Series "J"- Pittsburgh defeated Washington 4-2  
 Series "K"- St. Louis defeated Dallas 4-3  
 Series "L"- San Jose defeated Nashville 4-3

**CONFERENCE FINALS**  
 Series "M"- Pittsburgh defeated Tampa Bay 4-3  
 Series "N"- San Jose defeated St. Louis 4-2

**STANLEY CUP FINALS**  
 Series "O"- Pittsburgh defeated San Jose 4-2

### PLAYOFF SCORING LEADERS

PLAYER	TEAM	GP	G	A	PTS	+/-	PIM
LOGAN COUTURE	SAN JOSE	24	10	20	30	5	8
BRENT BURNS	SAN JOSE	24	7	17	24	11	12
JOE PAVELSKI	SAN JOSE	24	14	9	23	1	4
PHIL KESSEL	PITTSBURGH	24	10	12	22	5	4
JOE THORNTON	SAN JOSE	24	3	18	21	2	10
NIKITA KUCHEROV	TAMPA BAY	17	11	8	19	13	8
SIDNEY CROSBY	PITTSBURGH	24	6	13	19	2-	4
EVGENI MALKIN	PITTSBURGH	23	6	12	18	1	18
NICK BONINO	PITTSBURGH	24	4	14	18	9	12
TYLER JOHNSON	TAMPA BAY	17	7	10	17	9	12

### DEFENSEMEN SCORING LEADERS

PLAYER	TEAM	GP	G	A	PTS	+/-	PIM
BRENT BURNS	SAN JOSE	24	7	17	24	11	12
KRIS LETANG	PITTSBURGH	23	3	12	15	6	22
VICTOR HEDMAN	TAMPA BAY	17	4	10	14	2	14
JOHN CARLSON	WASHINGTON	12	5	7	12	2-	4
MARC-EDOUARD VLASIC	SAN JOSE	24	1	11	12	14	12

### ROOKIE SCORING LEADERS

PLAYER	TEAM	GP	G	A	PTS	+/-	PIM
ROBBY FABBRI	ST. LOUIS	20	4	11	15	1	6
JOONAS DONSKOI	SAN JOSE	24	6	6	12	0	4
CONOR SHEARY	PITTSBURGH	23	4	6	10	1-	8
BRYAN RUST	PITTSBURGH	23	6	3	9	7	6

TWO PLAYERS WITH SEVEN POINTS

### INDIVIDUAL LEADERS

GOAL SCORING		ASSISTS		GOALS AGAINST AVG. (360 MINS)				
PAVELSKI	SJ	14	COUTURE	SJ	20			
KUCHEROV	TB	11	THORNTON	SJ	17			
TWO PLAYERS WITH	10	BURNS	SJ	17	MURRAY	PIT	2.08	
POWER PLAY GOALS		SHORT HAND GOALS		WINS				
PAVELSKI	SJ	5	NASH	NYR	1	MURRAY	PIT	15
KESSEL	PIT	5	LEWIS	LA	1	JONES	SJ	14
FOUR PLAYERS WITH	4	HOSSA	CHI	1	ELLIOTT	STL	9	
POWER PLAY ASSISTS		SHORT HAND ASSISTS		SAVE PERCENTAGE (360 MINS)				
COUTURE	SJ	7	BRODZIAK	STL	1	HOLTBY	WSH	.942
SIX PLAYERS WITH	6	KUHNHACKL	PIT	1	BISHOP	TB	.939	
POWER PLAY POINTS		SHORT HAND POINTS		THREE PLAYERS WITH				
KESSEL	PIT	11	KLEIN	NYR	1			.923
COUTURE	SJ	11	STAAL	NYR	1			
BURNS	SJ	10	HJALMARSSON	CHI	1			
THREE PLAYERS WITH	9	SCHWARTZ	STL	1				
		LETANG	PIT	1				
		BONINO	PIT	1				
GAME WINNING GOALS		SHORT HAND POINTS		SHUTOUTS				
PAVELSKI	SJ	4	11 PLAYERS WITH	1	JONES	SJ	3	
JOHNSON	TB	3			TWO PLAYERS WITH	2		
BACKES	STL	3						
CROSBY	PIT	3						
12 PLAYERS WITH	2							
SHOTS		PLUS/MINUS						
KESSEL	PIT	98	VLASIC	SJ	14			
HORNQVIST	PIT	80	KUCHEROV	TB	13			
BURNS	SJ	77	BURNS	SJ	11			
PAVELSKI	SJ	74	FOUR PLAYERS WITH	9				
MALKIN	PIT	72						
SHOOTING PCTG. (12 SHOTS)		PENALTY MINUTES						
TIERNEY	SJ	33.3	KILLORN	TB	42			
SHAW	CHI	30.8	ABDELKADER	DET	35			
KESLER	ANA	26.7	STEEN	STL	30			

# ***NEW JERSEY DEVILS***



25 Lafayette St.  
Newark, NJ 07102  
(973) 757-6100

## **DIRECTIONS:**

### **From Newark Penn Station**

- Walk through the terminal and up the staircase to Gateway Center.
- Walk the full length of the Gateway Complex and exit the building onto Mulberry Street.
- Continue left on Mulberry Street until reaching Prudential Center, which is across the street on the right.

### **From New Jersey Turnpike**

- Take exit 15E (Newark/Jersey City), follow signs to Raymond Blvd. At the stop light, make a right and proceed about two miles to Mulberry Street (Downtown Newark).
- Turn left onto Mulberry Street.
- Continue past Market Street and Edison Place, Prudential Center is on the right.

### **From Garden State Parkway South**

- Take exit 145, follow signs to Route 280 East (Harrison/Newark).
- Take exit 15A (Route 21/Downtown Newark).
- Make right and proceed for 1/2 mile on Route 21 until the Market Street intersection.
- Make a right at the light onto Market Street.
- Make a left at the next light at the intersection of Market and Mulberry Streets, Prudential Center is on the right.

### **From Garden State Parkway North/Route 78**

- Take exit 142 (Route 78), follow Route 78 East to exit 58A and follow signs for Rts. 1 and 9 North and then proceed to Rt. 21 North (McCarter Highway).
- Continue north on Rt. 21 for approximately 1 1/2 miles. At the Market Street intersection, make a left onto Market Street.
- Make a left at the next light at the intersection of Market and Mulberry Streets, Prudential Center is on the right.

### **From Newark Liberty International Airport**

- Follow signs for Rts. 1 and 9 North and follow directions above for Garden State Parkway North.

### **From New York City**

- From George Washington Bridge or Lincoln Tunnel follow signs to New Jersey Turnpike South.
- Follow directions above for New Jersey Turnpike.

NEW JERSEY DEVILS  
(136W-116L, .540)

SCORING

PLAYER	GP	G	A	PTS	+/-	PIM	PP	SH	GW	OT	S	PCTG
PATRIK ELIAS	162	45	80	125	16	89	21	2	6	0	444	10.1
JOHN MacLEAN	88	31	44	75	5	142	11	2	4	0	266	11.7
SCOTT GOMEZ	97	21	44	65	14	50	5	0	4	1	272	7.7
SCOTT NIEDERMAYER	146	17	47	64	19	100	7	2	3	0	282	6.0
SCOTT STEVENS	153	17	45	62	33	186	8	0	6	0	295	5.8
BRIAN RAFALSKI	102	17	43	60	22	37	9	0	4	1	162	10.5
CLAUDE LEMIEUX	82	34	23	57	18	171	5	0	6	0	265	12.8
BOBBY HOLIK	124	20	37	57	6	107	5	0	5	0	304	6.6
PETR SYKORA	81	24	27	51	25	34	4	2	6	0	173	13.9
JAMIE LANGENBRUNNER	68	18	32	50	11	59	3	0	6	2	177	10.2
ZACH PARISE	61	21	22	43	7-	18	7	1	3	0	222	9.5
RANDY McKAY	116	20	22	42	9	80	5	0	4	2	158	12.7
BRUCE DRIVER	82	10	32	42	16	58	7	1	0	0	175	5.7
JOHN MADDEN	112	20	21	41	3	24	2	4	4	1	289	6.9
JASON ARNOTT	58	18	23	41	13	38	9	0	1	1	116	15.5
BRIAN GIONTA	67	19	21	40	4	18	5	2	5	0	187	10.2
STEPHANE RICHER	54	16	24	40	1	10	7	1	4	2	164	9.8
SERGEI BRYLIN	109	15	19	34	2	32	3	0	3	0	150	10.0
JAY PANDOLFO	131	11	22	33	7-	12	0	1	2	0	152	7.2
<b>TRAVIS ZAJAC</b>	<b>52</b>	<b>10</b>	<b>16</b>	<b>26</b>	<b>1-</b>	<b>20</b>	<b>1</b>	<b>0</b>	<b>3</b>	<b>2</b>	<b>93</b>	<b>10.8</b>
ILYA KOVALCHUK	28	10	15	25	7-	12	6	0	0	0	89	11.2
PETER STASTNY	25	9	15	24	2-	27	2	0	3	0	31	29.0
PATRIK SUNDSTROM	26	8	16	24	8	16	3	0	1	0	49	16.3
ALEXANDER MOGILNY	48	9	14	23	4	12	3	0	3	0	131	6.9
BILL GUERIN	56	11	11	22	2	91	2	0	2	0	103	10.7
TOMMY ALBELIN	77	7	15	22	10	22	2	0	2	0	77	9.1
KEN DANEYKO	175	5	17	22	19	296	0	0	1	0	101	5.0
BRENDAN SHANAHAN	32	9	11	20	2	78	4	0	1	0	72	12.5
VALERI ZELEPUKIN	55	10	9	19	4	30	2	0	2	0	80	12.5
NEAL BROTEN	20	7	12	19	13	6	1	0	4	1	47	14.9
MARK JOHNSON	20	10	8	18	3	4	5	0	1	0	31	32.3
KIRK MULLER	33	5	13	18	15-	58	0	0	0	0	63	7.9
BOB CARPENTER	60	4	13	17	1-	30	1	0	0	0	85	4.7
AARON BROTEN	20	5	11	16	9-	20	3	0	1	0	46	10.9
SHAWN CHAMBERS	30	5	11	16	0	8	3	0	0	0	53	9.4
TOM CHORSKE	45	5	11	16	4-	8	0	0	1	0	70	7.1
PAUL MARTIN	42	2	14	16	11-	18	2	0	0	0	48	4.2
COLIN WHITE	111	2	14	16	7	125	0	0	1	0	87	2.3
BRIAN ROLSTON	41	11	4	15	8	18	5	4	0	0	116	9.5
TOM KURVERS	19	6	9	15	5-	38	3	0	1	0	55	10.9
BRYCE SALVADOR	38	5	10	15	7	38	0	1	1	0	36	13.9
JEFF FRIESE	29	10	4	14	8	10	1	0	4	0	57	17.5
DAVID CLARKSON	44	5	9	14	3	79	1	0	4	0	62	8.1
<b>ADAM HENRIQUE</b>	<b>24</b>	<b>5</b>	<b>8</b>	<b>13</b>	<b>12</b>	<b>11</b>	<b>0</b>	<b>0</b>	<b>3</b>	<b>2</b>	<b>40</b>	<b>12.5</b>
BERNIE NICHOLLS	21	4	9	13	2-	34	2	1	0	0	40	10.0
DAINIUS ZUBRUS	41	4	9	13	5-	44	1	0	2	0	73	5.5
MARTIN BRODEUR	205	1	12	13	-	34	0	0	0	0	2	50.0
PAT VERBEEK	20	4	8	12	11-	51	2	0	1	0	44	9.1
DOUG BROWN	32	7	4	11	3	10	0	2	1	1	50	14.0
DOUG GILMOUR	16	5	6	11	2	18	1	0	1	0	33	15.2
JIM DOWD	41	4	7	11	2-	20	0	0	1	0	46	8.7
CLAUDE LOISELLE	20	4	6	10	0	52	0	2	0	0	32	12.5
JOE NIEUWENDYK	22	3	7	10	4-	4	1	0	0	0	32	9.4
GRANT MARSHALL	31	6	3	9	3	16	2	0	1	1	51	11.8
PAT CONACHER	36	4	5	9	3	30	0	2	1	0	28	14.3
SERGEI NEMCHINOV	53	4	5	9	3-	6	1	0	0	0	38	10.5
LYLE ODELEIN	23	3	6	9	2-	50	2	0	1	0	46	6.5
ERIC WEINRICH	20	2	7	9	3-	27	1	0	0	0	27	7.4
ALEXEI KASATONOV	24	2	7	9	0	34	0	0	0	0	34	5.9
ALEXEI PONIKAROVSKY	24	1	8	9	8	12	0	0	1	1	26	3.8
MAREK ZIDLICKY	24	1	8	9	2-	22	0	0	0	0	43	2.3
ZDENO CIGER	13	2	6	8	1-	4	0	0	1	0	28	7.1
JON MORRIS	11	1	7	8	3	25	1	0	0	0	9	11.1
VIACHESLAV FETISOV	38	1	7	8	7-	47	0	0	0	0	37	2.7
RYAN CARTER	23	5	2	7	4	32	0	0	2	0	21	23.8
STEPHEN GIONTA	24	3	4	7	4	4	0	0	0	0	25	12.0
<b>ANDY GREENE</b>	<b>45</b>	<b>3</b>	<b>4</b>	<b>7</b>	<b>4</b>	<b>16</b>	<b>1</b>	<b>0</b>	<b>1</b>	<b>0</b>	<b>49</b>	<b>6.1</b>
CRAIG WOLANIN	18	2	5	7	2	51	1	0	0	0	16	12.5
STEVE BERNIER	24	2	5	7	3	27	0	0	0	0	22	9.1
JOE CIRELLA	19	0	7	7	3-	49	0	0	0	0	27	0.0
TURNER STEVENSON	43	2	4	6	2	50	0	0	1	0	46	4.3
MIKE RUPP	25	1	5	6	4	23	0	0	1	0	12	8.3
KEVIN TODD	8	3	2	5	1	14	1	0	0	0	16	18.8
STEVE THOMAS	16	1	4	5	5-	20	0	0	0	0	37	2.7
VLADIMIR MALAKHOV	23	1	4	5	3	18	1	0	0	0	29	3.4
DAVID MALEY	26	3	1	4	4	105	0	0	0	0	16	18.8
KEVIN DEAN	16	2	2	4	4-	2	0	0	1	0	18	11.1
MIKE MOTTAU	17	2	2	4	6-	0	0	0	0	0	6	33.3
MIKE PELUSO	37	2	2	4	2	72	0	0	1	0	17	11.8
JACK O'CALLAHAN	5	1	3	4	2-	6	0	0	0	0	12	8.3
PETER HARROLD	17	0	4	4	2	6	0	0	0	0	22	.0
DAVE ANDREYCHUK	11	3	0	3	2-	8	1	0	0	0	29	10.3
LAURIE BOSCHMAN	14	2	1	3	0	24	0	0	1	0	18	11.1

PLAYER	GP	G	A	PTS	+/-	PIM	PP	SH	GW	OT	S	PCTG
BOB CORKUM	12	1	2	3	2	0	0	0	0	0	11	9.1
DENIS PEDERSON	18	1	2	3	-2	4	0	1	0	0	17	5.9
SEAN O'DONNELL	23	1	2	3	5	41	0	0	0	0	9	11.1
PASCAL RHEAUME	24	1	2	3	2	13	0	0	0	0	30	3.3
DOUG SULLIMAN	9	0	3	3	2	2	0	0	0	0	8	.0
DAVE ELLETT	10	0	3	3	-1	10	0	0	0	0	15	.0
BRENDAN MORRISON	10	0	3	3	2	0	0	0	0	0	14	.0
OLEG TVERDOVSKY	15	0	3	3	4	6	0	0	0	0	5	.0
MARK FAYNE	24	0	3	5	6	2	0	0	0	0	30	.0
JAN HRDINA	5	2	0	2	0	2	0	0	0	0	7	28.6
ALEXANDER SEMAK	8	1	1	5	0	0	0	0	0	0	13	7.7
CLAUDE VILGRAIN	11	1	1	2	-1	17	0	0	0	0	9	11.1
ANTON VOLCHENKOV	24	1	1	2	7	10	0	0	0	0	16	6.3
JANNE OJANEN	3	0	2	2	-2	1	2	0	0	0	0	.0
SHELDON SOURAY	5	0	2	2	1	2	0	0	0	0	1	.0
JEFF MADILL	7	0	2	2	0	8	0	0	0	0	13	.0
DAVID HALE	9	0	2	2	0	12	0	0	0	0	3	.0
JIM KORN	9	0	2	2	2	7	0	0	0	0	2	.0
JOHNNY ODUYA	18	0	2	2	0	14	0	0	0	0	14	.0
ERIK RASMUSSEN	25	0	2	2	-1	24	0	0	0	0	12	.0
RANDY VELISCHKEK	25	0	2	2	12	24	0	0	0	0	0	.0
BEN HANKINSON	2	1	0	1	1	4	0	0	0	0	3	33.3
ANDERS CARLSSON	3	1	0	1	1	2	0	1	0	0	4	50.0
DAVE BARR	5	1	0	1	-2	6	0	0	0	0	2	25.0
ADAM LARSSON	5	1	0	1	3	4	0	0	0	0	3	33.3
KEN KLEE	6	1	0	1	-1	6	0	0	0	0	2	50.0
COREY MILLEN	7	1	0	1	0	2	0	0	1	0	7	14.3
ANDY BRICKLEY	4	0	1	1	0	4	0	0	0	0	5	.0
ANDREAS SALOMONSSON	4	0	1	1	1	0	0	0	0	0	5	.0
ARRON ASHAM	5	0	1	1	1	2	0	0	0	0	3	.0
<b>JACOB JOSEFSON</b>	<b>6</b>	<b>0</b>	<b>1</b>	<b>1</b>	<b>1</b>	<b>0</b>	<b>0</b>	<b>0</b>	<b>0</b>	<b>0</b>	<b>8</b>	<b>.0</b>
NICLAS HAVELID	7	0	1	1	0	2	0	0	0	0	3	.0
PERRY ANDERSON	14	0	1	1	3	123	0	0	0	0	5	.0
BRAD LUKOWICH	20	0	1	1	2	6	0	0	0	0	10	.0
SEAN BROWN	1	0	0	0	-1	2	0	0	0	0	0	.0
STEVE BRULE	1	0	0	0	0	0	0	0	0	0	0	.0
SCOTT CLEMMENSEN	1	0	0	0	-	0	0	0	0	0	0	.0
DANTON COLE	1	0	0	0	-1	0	0	0	0	0	1	.0
SCOTT DANIELS	1	0	0	0	0	0	0	0	0	0	0	.0
MARK FRASER	1	0	0	0	-1	0	0	0	0	0	0	.0
IGOR LARIONOV	1	0	0	0	-1	0	0	0	0	0	0	.0
TIM SESTITO	1	0	0	0	0	0	0	0	0	0	0	.0
SYLVAIN TURGEON	1	0	0	0	-1	0	0	0	0	0	3	.0
JOHAN HEDBERG	1	0	0	0	-	0	0	0	0	0	0	.0
CRAIG BILLINGTON	2	0	0	0	0	2	0	0	0	0	0	.0
MATTHEW CORRENTE	2	0	0	0	0	2	0	0	0	0	3	.0
VALERI KAMENSKY	2	0	0	0	0	0	0	0	0	0	2	.0
COREY SCHWAB	2	0	0	0	-	0	0	0	0	0	0	.0
PETER ZEZEL	2	0	0	0	0	10	0	0	0	0	4	.0
CHRISTIAN BERGLUND	3	0	0	0	0	2	0	0	0	0	6	.0
TROY CROWDER	3	0	0	0	-2	22	0	0	0	0	2	.0
<b>ROD PELLEY</b>	<b>3</b>	<b>0</b>	<b>0</b>	<b>0</b>	<b>0</b>	<b>2</b>	<b>0</b>	<b>0</b>	<b>0</b>	<b>0</b>	<b>3</b>	<b>.0</b>
HENRIK TALLINDER	3	0	0	0	-1	0	0	0	0	0	3	.0
VITALY VISHNEVSKI	3	0	0	0	3	2	0	0	0	0	1	.0
RAY GIROUX	4	0	0	0	1	0	0	0	0	0	3	.0
LEE NORWOOD	4	0	0	0	0	18	0	0	0	0	4	.0
VADIM SHARIFIJANOV	4	0	0	0	0	0	0	0	0	0	3	.0
MARTIN SKOULA	4	0	0	0	0	0	0	0	0	0	2	.0
DOUG BODGER	5	0	0	0	5	0	0	0	0	0	8	.0
BOB BROOKE	5	0	0	0	0	14	0	0	0	0	2	.0
VIKTOR KOZLOV	5	0	0	0	-2	0	0	0	0	0	6	.0
P.L. LETOURNEAU-LEBLOND	5	0	0	0	0	10	0	0	0	0	0	.0
DEAN McAMMOND	5	0	0	0	-1	4	0	0	0	0	5	.0
ROB NIEDERMAYER	5	0	0	0	-1	6	0	0	0	0	3	.0
BOB SAUVE	5	0	0	0	-	0	0	0	0	0	0	.0
REID SIMPSON	5	0	0	0	-1	29	0	0	0	0	0	.0
RICHARD SMEHLIK	5	0	0	0	-2	2	0	0	0	0	2	.0
BRAD BOMBARDIR	6	0	0	0	0	7	0	0	0	0	2	.0
JASON SMITH	6	0	0	0	-1	7	0	0	0	0	2	.0
KEN SUTTON	6	0	0	0	1	13	0	0	0	0	7	.0
JIRI BICEK	7	0	0	0	3	0	0	0	0	0	6	.0
KRZYSZTOF OLIWA	7	0	0	0	0	25	0	0	0	0	5	.0
JAMIE HUSCROFT	8	0	0	0	0	22	0	0	0	0	1	.0
JASON WIEMER	8	0	0	0	0	16	0	0	0	0	2	.0
CAM JANSSON	9	0	0	0	0	26	0	0	0	0	3	.0
STEVE KELLY	10	0	0	0	-1	4	0	0	0	0	5	.0
RICHARD MATVICHUK	16	0	0	0	-	14	0	0	0	0	1	.0
SEAN BURKE	19	0	0	0	-	16	0	0	0	0	0	.0
JIM McKENZIE	22	0	0	0	-1	18	0	0	0	0	6	.0
CHRIS TERRERI	27	0	0	0	-	16	0	0	0	0	0	.0

GOALTENDING

GOALTENDER	GPI	MINS	AVG	W	L	EN	SO	GA	SA	SV%	G	A	PIM
COREY SCHWAB	2	28	0.00	0	0	0	0	0	8	1.000	0	0	0
SCOTT CLEMMENSEN	1	7	0.00	0	0	0	0	0	7	1.000	0	0	0
JOHAN HEDBERG	1	36	1.67	0	1	0	0	1	14	.929	0	0	0
MARTIN BRODEUR	205	12719	2.02	113	91	17	24	428	5258	.919	1	12	34
BOB SAUVE	5	238	3.28	2	1	0	0	13	118	.890	0	0	0
CHRIS TERRERI	27	1479	3.37	12	12	3	0	83	751	.889	0	0	16
SEAN BURKE	19	1126	3.46	9	10	1	1	65	572	.886	0	0	16
CRAIG BILLINGTON	2	78	3.84	0	1	0	0	5	39	.871	0	0	0

## 1988 PATRICK DIVISION SEMIFINALS

DATE	GAME#	RES	SCORE	LOCATION	GOALTENDERS*	WINNING GOAL
04/06/88	1	Lo	3-4	@ NY Islanders	BURKE/Hrudey	LaFontaine
04/07/88	2	W	3-2	@ NY Islanders	SAUVE/Hrudey	JOHNSON
04/09/88	3	W	3-0	@ DEVILS	BURKE/Hrudey	DANEYKO
04/10/88	4	Lo	4-5	@ DEVILS	BURKE/Hrudey	Sutter
04/12/88	5	W	4-2	@ NY Islanders	BURKE/Hrudey	CONACHER
04/14/88	6	W	6-5	@ DEVILS	BURKE/Hrudey	SUNDSTROM

Leading scorers: Devils, MacLean 4g-7a-11pts; NY Islanders, LaFontaine 4g-5a-9pts.

## 1988 PATRICK DIVISION FINALS

DATE	GAME#	RES	SCORE	LOCATION	GOALTENDERS*	WINNING GOAL
04/18/88	1	L	1-3	@ Washington	BURKE/Peeters	Murphy
04/20/88	2	W	5-2	@ Washington	BURKE/Peeters	BROTEN, A.
04/22/88	3	W	10-4	@ DEVILS	BURKE/Peeters	CARLSSON
04/24/88	4	L	1-4	@ DEVILS	BURKE/Peeters	Sundstrom (Wsh.)
04/26/88	5	W	3-1	@ Washington	SAUVE/Malarchuk	KURVERS
04/28/88	6	L	2-7	@ DEVILS	BURKE/Peeters	Leach
04/30/88	7	W	3-2	@ Washington	BURKE/Peeters	MacLEAN

Leading scorers: Devils, Sundstrom 4g-6a-10pts; Washington, Murphy 4g-3a-7pts, Stevens 1g-6a-7pts.

## 1988 WALES CONFERENCE FINALS

DATE	GAME#	RES	SCORE	LOCATION	GOALTENDERS*	WINNING GOAL
05/02/88	1	L	3-5	@ Boston	SAUVE/Lemelin	Bourque
05/04/88	2	Wo	3-2	@ Boston	BURKE/Lemelin	BROWN
05/06/88	3	L	1-6	@ DEVILS	BURKE/Lemelin	Joyce
05/08/88	4	W	3-1	@ DEVILS	BURKE/Lemelin	VERBEEK
05/10/88	5	L	1-7	@ Boston	BURKE/Lemelin	Janney
05/12/88	6	W	6-3	@ DEVILS	BURKE/Lemelin	MacLEAN
05/14/88	7	L	2-6	@ Boston	BURKE/Lemelin	Middleton

Leading scorers: Devils, Kurvers 3g-4a-7pts; Boston, Linseman 5g-5a-10pts.

## 1990 PATRICK DIVISION SEMIFINALS

DATE	GAME#	RES	SCORE	LOCATION	GOALTENDERS*	WINNING GOAL
04/05/90	1	Lo	4-5	@ DEVILS	BURKE/Liut	Ciccarelli
04/07/90	2	W	6-5	@ DEVILS	TERRERI/Beaupre	STASTNY
04/09/90	3	W	2-1	@ Washington	TERRERI/Liut	SHANAHAN
04/11/90	4	L	1-3	@ Washington	BURKE/Beaupre	Druce
04/13/90	5	L	3-4	@ DEVILS	TERRERI/Beaupre	Courtнал
04/15/90	6	L	2-3	@ Washington	TERRERI/Beaupre	Druce

Leading scorers: Devils, Shanahan 3g-3a-6pts, Driver 1g-5a-6pts; Washington, Ciccarelli 8g-3a-11pts.

## 1991 PATRICK DIVISION SEMIFINALS

DATE	GAME#	RES	SCORE	LOCATION	GOALTENDERS*	WINNING GOAL
04/03/91	1	W	3-1	@ Pittsburgh	TERRERI/Barrasso	STASTNY
04/05/91	2	Lo	4-5	@ Pittsburgh	TERRERI/Barrasso	Jagr
04/07/91	3	L	3-4	@ DEVILS	TERRERI/Barrasso	Recchi
04/09/91	4	W	4-1	@ DEVILS	TERRERI/Barrasso	STASTNY
04/11/91	5	W	4-2	@ Pittsburgh	TERRERI/Barrasso	LEMIEUX
04/13/91	6	L	3-4	@ DEVILS	TERRERI/Pietran.	Francis
04/15/91	7	L	0-4	@ Pittsburgh	TERRERI/Pietran.	Hrdina

Leading scorers: Devils, MacLean 5g-3a-8pts, Shanahan 3g-5a-8pts; Pittsburgh, Recchi 2g-9a-11pts.

## 1992 PATRICK DIVISION SEMIFINALS

DATE	GAME#	RES	SCORE	LOCATION	GOALTENDERS*	WINNING GOAL
04/19/92	1	L	1-2	@ NY Rangers	TERRERI/Vanbies.	Gartner
04/21/92	2	W	7-3	@ NY Rangers	TERRERI/Vanbies.	BOSCHMAN
04/23/92	3	W	3-1	@ DEVILS	TERRERI/Richter	STEVENS
04/25/92	4	L	0-3	@ DEVILS	TERRERI/Richter	Erixon
04/27/92	5	L	5-8	@ NY Rangers	BRODEUR/Richter	King
04/29/92	6	W	5-3	@ DEVILS	TERRERI/Richter	CIGER
05/01/92	7	L	4-8	@ NY Rangers	TERRERI/Vanbies.	Graves

Leading scorers: Devils, Stastny 3g-7a-10pts; NY Rangers, Messier, 5g-6a-11pts.

## 1993 PATRICK DIVISION SEMIFINALS

DATE	GAME#	RES	SCORE	LOCATION	GOALTENDERS*	WINNING GOAL
04/18/93	1	L	3-6	@ Pittsburgh	TERRERI/Barrasso	Francis
04/20/93	2	L	0-7	@ Pittsburgh	TERRERI/Barrasso	McEchern
04/22/93	3	L	3-4	@ DEVILS	BILLINGTON/Barras.	Murphy
04/25/93	4	W	4-1	@ DEVILS	TERRERI/Barrasso	ALBELIN
04/26/93	5	L	3-5	@ Pittsburgh	TERRERI/Barrasso	Daniels

Leading scorers: Devils, Richer 2g-2a-4pts, Stevens 2g-2a-4pts, Driver 1g-3a-4pts; Pittsburgh, Lemieux 5g-4a-9pts.



**1994 EASTERN CONFERENCE QUARTERFINALS**

DATE	GAME#	RES	SCORE	LOCATION	GOALTENDERS*	WINNING GOAL
04/17/94	1	L	0-2	@ DEVILS	BRODEUR/Hasek	Simon
04/19/94	2	W	2-1	@ DEVILS	BRODEUR/Hasek	STEVENS
04/21/94	3	W	2-1	@ Buffalo	BRODEUR/Hasek	ALBELIN
04/23/94	4	L	3-5	@ Buffalo	BRODEUR/Hasek	Presley
04/25/94	5	W	5-3	@ DEVILS	BRODEUR/Hasek	LEMIEUX
04/27/94	6	Lo	0-1	@ Buffalo	BRODEUR/Hasek	Hannan
04/29/94	7	W	2-1	@ DEVILS	BRODEUR/Hasek	LEMIEUX

Leading scorers: Devils, Lemieux 4g-2a-6pts, MacLean 3g-3a-6pts, Stevens 1g-5a-6pts; Buffalo, Hawerchuk 0g-7a-7pts.

**1994 EASTERN CONFERENCE SEMIFINALS**

DATE	GAME#	RES	SCORE	LOCATION	GOALTENDERS*	WINNING GOAL
05/01/94	1	L	1-2	@ DEVILS	BRODEUR/Casey	Shaw
05/03/94	2	Lo	5-6	@ DEVILS	BRODEUR/Casey	Sweeney
05/05/94	3	W	4-2	@ Boston	TERRERI/Casey	CHORSKE
05/07/94	4	Wo	5-4	@ Boston	TERRERI/Casey	RICHER
05/09/94	5	W	2-0	@ DEVILS	BRODEUR/Casey	MILLEN
05/11/94	6	W	5-3	@ Boston	TERRERI/Casey	MacLEAN

Leading scorers: Devils, Lemieux 1g-6a-7pts; Boston, Oates, 0g-7a-7pts.

**1994 EASTERN CONFERENCE FINALS**

DATE	GAME#	RES	SCORE	LOCATION	GOALTENDERS*	WINNING GOAL
05/01/94	1	Wo	4-3	@ NY Rangers	BRODEUR/Richter	RICHER
05/17/94	2	L	0-4	@ NY Rangers	BRODEUR/Richter	Messier
05/19/94	3	Lo	2-3	@ DEVILS	BRODEUR/Richter	Matteau
05/21/94	4	W	3-1	@ DEVILS	BRODEUR/Richter	GUERIN
05/23/94	5	W	4-1	@ NY Rangers	BRODEUR/Richter	PELUSO
05/25/94	6	L	2-4	@ DEVILS	BRODEUR/Richter	Messier
05/27/94	7	Lo	1-2	@ NY Rangers	BRODEUR/Richter	Matteau

Leading scorers: Devils, Nicholls 2g-3a-5pts, Lemieux 2g-3a-5pts; NY Rangers, Messier 4g-7a-11pts.

**1995 EASTERN CONFERENCE QUARTERFINALS**

DATE	GAME#	RES	SCORE	LOCATION	GOALTENDERS*	WINNING GOAL
05/07/95	1	W	5-0	@ Boston	BRODEUR/Lacher	RICHER
05/08/95	2	W	3-0	@ Boston	BRODEUR/Lacher	RICHER
05/10/95	3	L	2-3	@ DEVILS	BRODEUR/Lacher	Neely
05/12/95	4	Wo	1-0	@ DEVILS	BRODEUR/Lacher	McKAY
05/14/95	5	W	3-2	@ Boston	BRODEUR/Lacher	ZELEPUKIN

Leading scorers: Devils, Richer 2g-6a-8pts; Boston, Bourque 0g-3a-3pts.

**1995 EASTERN CONFERENCE SEMIFINALS**

DATE	GAME#	RES	SCORE	LOCATION	GOALTENDERS*	WINNING GOAL
05/20/95	1	L	2-3	@ Pittsburgh	BRODEUR/Wregget	Robitaille
05/22/95	2	W	4-2	@ Pittsburgh	BRODEUR/Wregget	STEVENS
05/24/95	3	W	5-1	@ DEVILS	BRODEUR/Wregget	HOLIK
05/26/95	4	Wo	2-1	@ DEVILS	BRODEUR/Wregget	BROTEN, N.
05/28/95	5	W	4-1	@ Pittsburgh	BRODEUR/Wregget	LEMIEUX

Leading scorers: Devils, Lemieux 6g-1a-7pts; Pittsburgh, Francis 3g-2a-5pts, Murphy 0g-5a-5pts.

**1995 EASTERN CONFERENCE FINALS**

DATE	GAME#	RES	SCORE	LOCATION	GOALTENDERS*	WINNING GOAL
06/03/95	1	W	4-1	@ Philadelphia	BRODEUR/Hextall	NIEDERMAYER
06/05/95	2	W	5-2	@ Philadelphia	BRODEUR/Hextall	BROTEN, N.
06/07/95	3	Lo	2-3	@ DEVILS	BRODEUR/Hextall	Lindros
06/10/95	4	L	2-4	@ DEVILS	BRODEUR/Hextall	Brind'Amour
06/11/95	5	W	3-2	@ Philadelphia	BRODEUR/Hextall	LEMIEUX
06/13/95	6	W	4-2	@ DEVILS	BRODEUR/Hextall	McKAY

Leading scorers: Devils, McKay 4g-3a-7pts; Philadelphia, Lindros 2g-3a-5pts.

**1995 STANLEY CUP FINALS**

DATE	GAME#	RES	SCORE	LOCATION	GOALTENDERS*	WINNING GOAL
06/17/95	1	W	2-1	@ Detroit	BRODEUR/Vernon	LEMIEUX
06/20/95	2	W	4-2	@ Detroit	BRODEUR/Vernon	DOWD
06/22/95	3	W	5-2	@ DEVILS	BRODEUR/Vernon	BROTEN, N.
06/24/95	4	W	5-2	@ DEVILS	BRODEUR/Vernon	BROTEN, N.

Leading scorers: Devils, Broten 3g-3a-6pts; Detroit, Fedorov 3g-2a-5pts.

**1997 EASTERN CONFERENCE QUARTERFINALS**

DATE	GAME#	RES	SCORE	LOCATION	GOALTENDERS*	WINNING GOAL
04/17/97	1	W	5-2	@ DEVILS	BRODEUR/Thibault	GUERIN
04/19/97	2	W	4-1	@ DEVILS	BRODEUR/Thibault	MacLEAN
04/22/97	3	W	6-4	@ Montreal	BRODEUR/Thibault	ZELEPUKIN
04/24/97	4	Lo	3-4	@ Montreal	BRODEUR/Theodore	Brisebois*
04/26/97	5	W	4-0	@ DEVILS	BRODEUR/Theodore	DEAN

Leading scorers: Devils, MacLean 3g-5a-8pts; Montreal, Recchi 4g-2a-6pts.

**1997 EASTERN CONFERENCE SEMIFINALS**

DATE	GAME#	RES	SCORE	LOCATION	GOALTENDERS*	WINNING GOAL
05/02/97	1	W	2-0	@ DEVILS	BRODEUR/Richter	NIEDERMAYER
05/04/97	2	L	0-2	@ DEVILS	BRODEUR/Richter	Leetch
05/06/97	3	L	2-3	@ NY Rangers	BRODEUR/Richter	Tikkanen
05/08/97	4	L	0-3	@ NY Rangers	BRODEUR/Richter	Graves
05/11/97	5	Lo	1-2	@ DEVILS	BRODEUR/Richter	Graves

Leading scorers: Devils, Niedermayer 1g-1a-2pts, Rolston 1g-1a-2pts; NY Rangers, Gretzky 2g-3a-5pts.

**1998 EASTERN CONFERENCE QUARTERFINALS**

DATE	GAME#	RES	SCORE	LOCATION	GOALTENDERS*	WINNING GOAL
04/22/98	1	Lo	1-2	@ DEVILS	BRODEUR/Rhodes	Gardiner
04/24/98	2	W	3-1	@ DEVILS	BRODEUR/Rhodes	GILMOUR
04/26/98	3	Lo	1-2	@ Ottawa	BRODEUR/Rhodes	Yashin
04/28/98	4	L	3-4	@ Ottawa	BRODEUR/Rhodes	Alfredsson
04/30/98	5	W	3-1	@ DEVILS	BRODEUR/Rhodes	ODELEIN
05/02/98	6	L	1-3	@ Ottawa	BRODEUR/Rhodes	Laukkanen

Leading scorers: Devils, Gilmour 5g-2a-7pts; Ottawa, Yashin 3g-2a-5pts.

**1999 EASTERN CONFERENCE QUARTERFINALS**

DATE	GAME#	RES	SCORE	LOCATION	GOALTENDERS*	WINNING GOAL
04/22/99	1	W	3-1	@ DEVILS	BRODEUR/Barrasso	SYKORA
04/24/99	2	L	1-4	@ DEVILS	BRODEUR/Barrasso	Andrusak
04/25/99	3	L	2-4	@ Pittsburgh	BRODEUR/Barrasso	Kovalev
04/27/99	4	W	4-2	@ Pittsburgh	BRODEUR/Barrasso	BRYLIN
04/30/99	5	W	4-3	@ DEVILS	BRODEUR/Barrasso	McKAY
05/02/99	6	Lo	2-3	@ Pittsburgh	BRODEUR/Barrasso	Jagr
05/04/99	7	L	2-4	@ DEVILS	BRODEUR/Barrasso	Hrdina

Leading scorers: Devils, Holik 0g-7a-7pts; Pittsburgh, Straka 6g-5a-11pts.

**2000 EASTERN CONFERENCE QUARTERFINALS**

DATE	GAME#	RES	SCORE	LOCATION	GOALTENDERS*	WINNING GOAL
04/13/00	1	W	4-3	@ DEVILS	BRODEUR/Vernon	GOMEZ
04/16/00	2	W	2-1	@ DEVILS	BRODEUR/Vernon	STEVENS
04/18/00	3	W	2-1	@ Florida	BRODEUR/Vernon	RAFALSKI
04/20/00	4	W	4-1	@ Florida	BRODEUR/Vernon	NIEDERMAYER

Leading scorers: Devils, Stevens, 2g-2a-4pts, Elias, 1g-3a-4pts; Florida, Bure 1g-3a-4pts.

**2000 EASTERN CONFERENCE SEMIFINALS**

DATE	GAME#	RES	SCORE	LOCATION	GOALTENDERS*	WINNING GOAL
04/27/00	1	L	1-2	@ Toronto	BRODEUR/Joseph	Tucker
04/29/00	2	W	1-0	@ Toronto	BRODEUR/Joseph	WHITE
05/01/00	3	W	5-1	@ DEVILS	BRODEUR/Joseph	GOMEZ
05/03/00	4	L	2-3	@ DEVILS	BRODEUR/Joseph	Kaberle
05/06/00	5	W	4-3	@ Toronto	BRODEUR/Joseph	MADDEN
05/08/00	6	W	3-0	@ DEVILS	BRODEUR/Joseph	SYKORA

Leading scorers: Devils, Elias 2g-4a-6pts; Toronto, Tucker 2g-1a-3pts, Berezin, 1g-2a-3pts, Korolev, 0g-3a-3pts.

**2000 EASTERN CONFERENCE FINALS**

DATE	GAME#	RES	SCORE	LOCATION	GOALTENDERS*	WINNING GOAL
05/14/00	1	W	4-1	@ Philadelphia	BRODEUR/Boucher	SYKORA
05/16/00	2	L	3-4	@ Philadelphia	BRODEUR/Boucher	Langkow
05/18/00	3	L	2-4	@ DEVILS	BRODEUR/Boucher	Tocchet
05/20/00	4	L	1-3	@ DEVILS	BRODEUR/Boucher	Berube
05/22/00	5	W	4-1	@ Philadelphia	BRODEUR/Boucher	HOLIK
05/24/00	6	W	2-1	@ DEVILS	BRODEUR/Boucher	MOGILNY
05/26/00	7	W	2-1	@ Philadelphia	BRODEUR/Boucher	ELIAS

Leading scorers: Devils, Arnott 2g-5a-7pts; Philadelphia, Tocchet 4g-2a-6pts, Recchi, 3g-3a-6pts.

**2000 STANLEY CUP FINALS**

DATE	GAME#	RES	SCORE	LOCATION	GOALTENDERS*	WINNING GOAL
05/30/00	1	W	7-3	@ DEVILS	BRODEUR/Belfour	STEVENS
06/01/00	2	L	1-2	@ DEVILS	BRODEUR/Belfour	Hull
06/03/00	3	W	2-1	@ Dallas	BRODEUR/Belfour	SYKORA
06/05/00	4	W	3-1	@ Dallas	BRODEUR/Belfour	MADDEN
06/08/00	5	Lo	0-1	@ DEVILS	BRODEUR/Belfour	Modano
06/10/00	6	Wo	2-1	@ Dallas	BRODEUR/Belfour	ARNOTT

Leading scorers: Devils, Arnott 4g-3a-7pts; Dallas, Hull 2g-2a-4pts, Modano 1g-3a-4pts.

## 2001 EASTERN CONFERENCE QUARTERFINALS

DATE	GAME#	RES	SCORE	LOCATION	GOALTENDERS*	WINNING GOAL
04/12/01	1	W	5-1	@ DEVILS	BRODEUR/Irbe	HOLIK
04/15/01	2	W	2-0	@ DEVILS	BRODEUR/Irbe	MOGILNY
04/17/01	3	W	4-0	@ Carolina	BRODEUR/Irbe	HOLIK
04/18/01	4	Lo	2-3	@ Carolina	BRODEUR/Irbe	Brind'Amour
04/20/01	5	L	2-3	@ DEVILS	BRODEUR/Irbe	O'Neill
04/22/01	6	W	5-1	@ Carolina	BRODEUR/Irbe	BRYLIN

Leading Scorers: Devils, Holik 4g-4a-8pts; Carolina, Kapanen 2g-3a-5pts.

## 2001 EASTERN CONFERENCE SEMIFINALS

DATE	GAME#	RES	SCORE	LOCATION	GOALTENDERS*	WINNING GOAL
04/26/01	1	L	0-2	@ DEVILS	BRODEUR/Joseph	Antropov
04/28/01	2	Wo	6-5	@ DEVILS	BRODEUR/Joseph	McKAY
05/01/01	3	Wo	3-2	@ Toronto	BRODEUR/Joseph	RAFALSKI
05/03/01	4	L	1-3	@ Toronto	BRODEUR/Joseph	Berezin
05/05/01	5	L	2-3	@ DEVILS	BRODEUR/Joseph	Kaberle
05/07/01	6	W	4-2	@ Toronto	BRODEUR/Joseph	RAFALSKI
05/09/01	7	W	5-1	@ DEVILS	BRODEUR/Joseph	ELIAS

Leading Scorers: Devils, Mogilny 2g-5a-7pts, Gomez 2g-5a-7pts; Toronto, Sundin 4g-5a-9pts.

## 2001 EASTERN CONFERENCE FINALS

DATE	GAME#	RES	SCORE	LOCATION	GOALTENDERS*	WINNING GOAL
05/12/01	1	W	3-1	@ DEVILS	BRODEUR/Hedberg	SYKORA
05/15/01	2	L	2-4	@ DEVILS	BRODEUR/Hedberg	Corbet
05/17/01	3	W	3-0	@ Pittsburgh	BRODEUR/Hedberg	RAFALSKI
05/19/01	4	W	5-0	@ Pittsburgh	BRODEUR/Hedberg	ELIAS
05/22/01	5	W	4-2	@ DEVILS	BRODEUR/Hedberg	HOLIK

Leading Scorers: Devils, Rafalski 3g-5a-8pts; Pittsburgh, Straka 2g-1a-3pts, Lemieux 0g-3a-3pts.

## 2001 STANLEY CUP FINALS

DATE	GAME#	RES	SCORE	LOCATION	GOALTENDERS*	WINNING GOAL
05/26/01	1	L	0-5	@ Colorado	BRODEUR/Roy	Sakic
05/29/01	2	W	2-1	@ Colorado	BRODEUR/Roy	STEVENSON
05/31/01	3	L	1-3	@ DEVILS	BRODEUR/Roy	Bourque
06/02/01	4	W	3-2	@ DEVILS	BRODEUR/Roy	SYKORA
06/04/01	5	W	4-1	@ Colorado	BRODEUR/Roy	MOGLINY
06/07/01	6	L	0-4	@ DEVILS	BRODEUR/Roy	Foote
06/09/01	7	L	1-3	@ Colorado	BRODEUR/Roy	Tanguay

Leading Scorers: Devils, Elias 2g-3a-5pts; Colorado, Sakic 4g-5a-9pts.

## 2002 EASTERN CONFERENCE QUARTERFINALS

DATE	GAME#	RES	SCORE	LOCATION	GOALTENDERS*	WINNING GOAL
04/17/02	1	L	1-2	@ Carolina	BRODEUR/Irbe	Cole
04/19/02	2	Lo	1-2	@ Carolina	BRODEUR/Irbe	Battaglia
04/21/02	3	W	4-0	@ DEVILS	BRODEUR/Irbe	GIONTA
04/23/02	4	W	3-1	@ DEVILS	BRODEUR/Irbe	GIONTA
04/24/02	5	Lo	2-3	@ Carolina	BRODEUR/Weekes	Vasicek
04/27/02	6	L	0-1	@ DEVILS	BRODEUR/Weekes	Francis

Leading Scorers: Devils, Elias 2g-4a-6pts; Carolina, Battaglia 1g-2a-3pts, Francis 1g-2a-3pts, Svoboda 0g-3a-3pts.

## 2003 EASTERN CONFERENCE QUARTERFINALS

DATE	GAME#	RES	SCORE	LOCATION	GOALTENDERS*	WINNING GOAL
04/09/03	1	W	2-1	@ DEVILS	BRODEUR/Shields	LANGENBRUNNER
04/11/03	2	W	4-2	@ DEVILS	BRODEUR/Shields	LANGENBRUNNER
04/13/03	3	W	3-0	@ Boston	BRODEUR/Hackett	STEVENS
04/15/03	4	L	1-5	@ Boston	BRODEUR/Hackett	McGillis
04/17/03	5	W	3-0	@ DEVILS	BRODEUR/Hackett	MADDEN

Leading Scorers: Devils, Madden 2g-6a-8pts; Boston, McGillis 3g-0a-3pts, Thornton 1g-2a-3pts.

## 2003 EASTERN CONFERENCE SEMIFINALS

DATE	GAME#	RES	SCORE	LOCATION	GOALTENDERS*	WINNING GOAL
04/24/03	1	W	3-0	@ DEVILS	BRODEUR/Khabibulin	LANGENBRUNNER
04/26/03	2	Wo	3-2	@ DEVILS	BRODEUR/Khabibulin	LANGENBRUNNER
04/28/03	3	L	3-4	@ Tampa Bay	BRODEUR/Khabibulin	Andreychuk
04/30/03	4	W	3-1	@ Tampa Bay	BRODEUR/Khabibulin	ELIAS
05/02/03	5	Wo	2-1	@ DEVILS	BRODEUR/Grahame	MARSHALL

Leading Scorers: Devils, Gomez 1g-6a-7pts; Tampa Bay, St. Louis 2g-1a-3pts, Richards 0g-3a-3pts.

## 2003 EASTERN CONFERENCE FINALS

DATE	GAME#	RES	SCORE	LOCATION	GOALTENDERS*	WINNING GOAL
05/10/03	1	Lo	2-3	@ Ottawa	BRODEUR/Lalime	Van Allen
05/13/03	2	W	4-1	@ Ottawa	BRODEUR/Lalime	FRIESEN
05/15/03	3	W	1-0	@ DEVILS	BRODEUR/Lalime	BRYLIN
05/17/03	4	W	5-2	@ DEVILS	BRODEUR/Lalime	FRIESEN
05/19/03	5	L	1-3	@ Ottawa	BRODEUR/Lalime	Havlat
05/21/03	6	Lo	1-2	@ DEVILS	BRODEUR/Lalime	Phillips
05/23/03	7	W	3-2	@ Ottawa	BRODEUR/Lalime	FRIESEN

Leading Scorers: Devils, Friesen 3g-2a-5pts, Pandolfo 3g-2a-5pts, Niedermayer 0g-5a-5pts; Ottawa, Hossa 0g-4a-4pts.

## 2003 STANLEY CUP FINALS

DATE	GAME#	RES	SCORE	LOCATION	GOALTENDERS*	WINNING GOAL
05/27/03	1	W	3-0	@ DEVILS	BRODEUR/Giguere	FRIESEN
05/29/03	2	W	3-0	@ DEVILS	BRODEUR/Giguere	ELIAS
05/31/03	3	Lo	2-3	@ Anaheim	BRODEUR/Giguere	Salei
06/02/03	4	Lo	0-1	@ Anaheim	BRODEUR/Giguere	Thomas
06/05/03	5	W	6-3	@ DEVILS	BRODEUR/Giguere	PANDOLFO
06/07/03	6	L	2-5	@ Anaheim	BRODEUR/Giguere	Thomas
06/09/03	7	W	3-0	@ DEVILS	BRODEUR/Giguere	RUPP

Leading Scorers: Devils, Elias 3g-4a-7pts; Anaheim, Sykora 2g-3a-5pts.

## 2004 EASTERN CONFERENCE QUARTERFINALS

DATE	GAME#	RES	SCORE	LOCATION	GOALTENDERS*	WINNING GOAL
04/08/04	1	L	2-3	@ Philadelphia	BRODEUR/Esche	Primeau
04/10/04	2	L	2-3	@ Philadelphia	BRODEUR/Esche	Timander
04/12/04	3	W	4-2	@ DEVILS	BRODEUR/Esche	ELIAS
04/14/04	4	L	0-3	@ DEVILS	BRODEUR/Esche	Johnsson
04/17/04	5	L	1-3	@ Philadelphia	BRODEUR/Esche	Markov

Leading Scorers: Devils, Gomez 0g-6a-6pts; Philadelphia, Zhamnov 3g-5a-8pts.

## 2006 EASTERN CONFERENCE QUARTERFINALS

DATE	GAME#	RES	SCORE	LOCATION	GOALTENDERS*	WINNING GOAL
04/22/06	1	W	6-1	@ DEVILS	BRODEUR/Lundqvist	GOMEZ
04/24/06	2	W	4-1	@ DEVILS	BRODEUR/Weekes	GIONTA
04/26/06	3	W	3-0	@ NY Rangers	BRODEUR/Lundqvist	LANGENBRUNNER
04/29/06	4	W	4-2	@ NY Rangers	BRODEUR/Lundqvist	GIONTA

Leading Scorers: Devils, Elias 5g-6a-11pts; NY Rangers, Betts 1g-1a-2pts.

## 2006 EASTERN CONFERENCE SEMIFINALS

DATE	GAME#	RES	SCORE	LOCATION	GOALTENDERS*	WINNING GOAL
05/06/06	1	L	0-6	@ Carolina	BRODEUR/Ward, C.	Whitney
05/08/06	2	Lo	2-3	@ Carolina	BRODEUR/Ward, C.	Wallin
05/10/06	3	L	2-3	@ DEVILS	BRODEUR/Ward, C.	Brind'Amour
05/13/06	4	W	5-1	@ DEVILS	BRODEUR/Ward, C.	PANDOLFO
05/14/06	5	L	1-4	@ Carolina	BRODEUR/Ward, C.	Stillman

Leading Scorers: Devils, Elias 1g-4a-5pts, Langenbrunner 1g-4a-5pts, Rafalski 0g-5a-5pts; Carolina, Staal 3g-4a-7pts.

## 2007 EASTERN CONFERENCE QUARTERFINALS

DATE	GAME#	RES	SCORE	LOCATION	GOALTENDERS*	WINNING GOAL
04/12/07	1	W	5-3	@ DEVILS	BRODEUR/Holmqvist	PARISE
04/14/07	2	L	2-3	@ DEVILS	BRODEUR/Holmqvist	Lecavalier
04/16/07	3	L	2-3	@ Tampa Bay	BRODEUR/Holmqvist	Prospal
04/18/07	4	Wo	4-3	@ Tampa Bay	BRODEUR/Holmqvist	GOMEZ
04/20/07	5	W	3-0	@ DEVILS	BRODEUR/Holmqvist	GREENE
04/22/07	6	W	3-2	@ Tampa Bay	BRODEUR/Holmqvist	GIONTA

Leading Scorers: Devils, Gomez 2g-7a-9pts; Tampa Bay, Richards 3g-5a-8pts, St. Louis 3g-5a-8pts.

## 2007 EASTERN CONFERENCE SEMIFINALS

DATE	GAME#	RES	SCORE	LOCATION	GOALTENDERS*	WINNING GOAL
04/26/07	1	L	4-5	@ DEVILS	BRODEUR/Emery	Redden
04/28/07	2	Wo	3-2	@ DEVILS	BRODEUR/Emery	LANGENBRUNNER
04/30/07	3	L	0-2	@ Ottawa	BRODEUR/Emery	Preissing
05/02/07	4	L	2-3	@ Ottawa	BRODEUR/Emery	Fisher
05/05/07	5	L	2-3	@ DEVILS	BRODEUR/Emery	Alfredsson

Leading Scorers: Devils, Gomez 2g-3a-5pts; Ottawa, Heatley 3g-7a-10pts.

## 2008 EASTERN CONFERENCE QUARTERFINALS

DATE	GAME#	RES	SCORE	LOCATION	GOALTENDERS*	WINNING GOAL
04/09/08	1	L	1-4	@ DEVILS	BRODEUR/Lundqvist	Callahan
04/11/08	2	L	1-2	@ DEVILS	BRODEUR/Lundqvist	Avery
04/13/08	3	Wo	4-3	@ NY Rangers	BRODEUR/Lundqvist	MADDEN
04/16/08	4	L	3-5	@ NY Rangers	BRODEUR/Lundqvist	Staal
04/18/08	5	L	3-5	@ DEVILS	BRODEUR/Lundqvist	Drury

Leading Scorers: Devils, Elias 4g-2a-6pts; NY Rangers, Jagr 2g-6a-8pts.

## 2009 EASTERN CONFERENCE QUARTERFINALS

DATE	GAME#	RES	SCORE	LOCATION	GOALTENDERS*	WINNING GOAL
04/15/09	1	W	4-1	@ DEVILS	BRODEUR/Ward	PARISE
04/17/09	2	Lo	1-2	@ DEVILS	BRODEUR/Ward	Gleason
04/19/09	3	Wo	3-2	@ Carolina	BRODEUR/Ward	ZAJAC
04/21/09	4	L	3-4	@ Carolina	BRODEUR/Ward	Jokinen
04/23/09	5	W	1-0	@ DEVILS	BRODEUR/Ward	CLARKSON
04/26/09	6	L	0-4	@ Carolina	BRODEUR/Ward	Whitney
04/28/09	7	L	3-4	@ DEVILS	BRODEUR/Ward	Staal

Leading Scorers: Devils, Parise 3g-3a-6pts; Carolina, Staal 5g-2a-7pts.

## 2010 EASTERN CONFERENCE QUARTERFINALS

DATE	GAME#	RES	SCORE	LOCATION	GOALTENDERS*	WINNING GOAL
04/14/10	1	L	1-2	@ DEVILS	BRODEUR/Boucher	Richards
04/16/10	2	W	3-5	@ DEVILS	BRODEUR/Boucher	ZUBRUS
04/18/10	3	Lo	2-3	@ Philadelphia	BRODEUR/Boucher	Carullo
04/20/10	4	L	1-4	@ Philadelphia	BRODEUR/Boucher	Briere
04/22/10	5	L	0-3	@ DEVILS	BRODEUR/Boucher	Briere

Leading Scorers: Devils, Kovalchuk 2g-4a-6pts; Philadelphia, Richards 2g-6a-8pts.

## 2012 EASTERN CONFERENCE QUARTERFINALS

DATE	GAME#	RES	SCORE	LOCATION	GOALTENDERS*	WINNING GOAL
04/13/12	1	W	3-2	@ Florida	BRODEUR/Theodore	CARTER
04/15/12	2	L	2-4	@ Florida	BRODEUR/Theodore	Goc
04/17/12	3	L	3-4	@ DEVILS	HEDBERG/Clemmensen	Campbell
04/19/12	4	W	4-0	@ DEVILS	BRODEUR/Clemmensen	PARISE
04/21/12	5	L	0-3	@ Florida	BRODEUR/Theodore	Versteeg
04/24/12	6	Wo	3-2	@ DEVILS	BRODEUR/Clemmensen	ZAJAC
04/26/12	7	Wo	3-2	@ Florida	BRODEUR/Theodore	HENRIQUE

Leading Scorers: Devils, Zajac 3g-3a-6pts; Florida, Bergenheim 3g-3a-6pts.

## 2012 EASTERN CONFERENCE SEMIFINALS

DATE	GAME#	RES	SCORE	LOCATION	GOALTENDERS*	WINNING GOAL
04/29/12	1	Lo	3-4	@ Philadelphia	BRODEUR/Bryzgalov	Briere
05/01/12	2	W	4-1	@ Philadelphia	BRODEUR/Bryzgalov	CLARKSON
05/03/12	3	Wo	4-3	@ DEVILS	BRODEUR/Bryzgalov	PONIKAROVSKY
05/06/12	4	W	4-2	@ DEVILS	BRODEUR/Bryzgalov	ZUBRUS
05/08/12	5	W	3-1	@ Philadelphia	BRODEUR/Bryzgalov	CLARKSON

Leading Scorers: Devils, Kovalchuk 2g-5a-7pts; Philadelphia, Briere 3g-2a-5pts.

## 2012 EASTERN CONFERENCE FINALS

DATE	GAME#	RES	SCORE	LOCATION	GOALTENDERS*	WINNING GOAL
05/14/12	1	L	0-3	@ NY Rangers	BRODEUR/Lundqvist	Girardi
05/16/12	2	W	3-2	@ NY Rangers	BRODEUR/Lundqvist	CLARKSON
05/19/12	3	L	0-3	@ DEVILS	BRODEUR/Lundqvist	Girardi
05/21/12	4	W	4-1	@ DEVILS	BRODEUR/Lundqvist	ZAJAC
05/23/12	5	W	5-3	@ NY Rangers	BRODEUR/Lundqvist	CARTER
05/25/12	6	Wo	3-2	@ DEVILS	BRODEUR/Lundqvist	HENRIQUE

Leading Scorers: Devils, Parise 3g-3a-6pts; NY Rangers, Fedotenko 2g-3a-5pts.

## 2012 STANLEY CUP FINALS

DATE	GAME#	RES	SCORE	LOCATION	GOALTENDERS*	WINNING GOAL
05/30/12	1	L	1-2	@ DEVILS	BRODEUR/Quick	Kopitar
06/02/12	2	L	1-2	@ DEVILS	BRODEUR/Quick	Carter
06/04/12	3	L	0-4	@ Los Angeles	BRODEUR/Quick	Martinez
06/06/12	4	W	3-1	@ Los Angeles	BRODEUR/Quick	HENRIQUE
06/09/12	5	W	2-1	@ DEVILS	BRODEUR/Quick	SALVADOR
06/11/12	6	L	1-6	@ Los Angeles	BRODEUR/Quick	Carter

Leading Scorers: Devils, Salvador 1g-2a-3pts; Los Angeles, Doughty 2g-4a-6pts.

\*Denotes goaltender of record.

## OVERTIME GAMES (18-28, ,391)

NO.	DATE	RD./GM.	SCORE	WINNING GOAL	GOALTENDERS	TIME
1.	4/06/88	1/1	DEVILS 3 at NY Islanders 4	Pat LaFontaine	BURKE/Hrudy	6:11
2.	4/10/88	1/4	NY Islanders 5 at DEVILS 4	Duane Sutter	BURKE/Hrudy	15:07
3.	5/04/88	3/2	DEVILS 3 at Boston 2	DOUG BROWN	BURKE/Lemelin	17:46
4.	4/05/90	1/1	Washington 5 at DEVILS 4	Dino Ciccarelli	BURKE/Liut	5:34
5.	4/05/91	1/2	DEVILS 4 at Pittsburgh 5	Jaromir Jagr	TERRERI/Barrasso	8:52
6.	4/27/94	1/6	DEVILS 0 at Buffalo 1	Dave Hannan	BRODEUR/Hasek	65:43
7.	5/03/94	2/2	Boston 6 at DEVILS 5	Don Sweeney	BRODEUR/Casey	9:08
8.	5/07/94	2/4	DEVILS 5 at Boston 4	STEPHANE RICHER	TERRERI/Casey	14:19
9.	5/15/94	3/1	DEVILS 4 at NY Rangers 3	STEPHANE RICHER	BRODEUR/Richter	35:23
10.	5/19/94	3/3	NY Rangers 3 at DEVILS 2	Stephane Matteau	BRODEUR/Richter	26:13
11.	5/27/94	3/7	DEVILS 1 at NY Rangers 2	Stephane Matteau	BRODEUR/Richter	24:24
12.	5/12/95	1/4	Boston 0 at DEVILS 1	RANDY McKAY	BRODEUR/Lacher	8:51
13.	5/26/95	2/4	Pittsburgh 1 at DEVILS 2	NEAL BROTEN	BRODEUR/Wregget	18:36
14.	6/07/95	3/3	Philadelphia 3 at DEVILS 2	Eric Lindros	BRODEUR/Hextall	4:19
15.	4/24/97	1/4	DEVILS 3 at Montreal 4	Patrice Brisebois	BRODEUR/Theodore	47:37
16.	5/11/97	2/5	NY Rangers 2 at DEVILS 1	Adam Graves	BRODEUR/Richter	14:08
17.	4/22/98	1/1	Ottawa 2 at DEVILS 1	Bruce Gardiner	BRODEUR/Rhodes	5:58
18.	4/26/98	1/3	DEVILS 1 at Ottawa 2	Alexei Yashin	BRODEUR/Rhodes	2:47
19.	5/02/99	1/6	DEVILS 2 at Pittsburgh 3	Jaromir Jagr	BRODEUR/Barrasso	8:59
20.	6/08/00	4/5	Dallas 1 at DEVILS 0	Mike Modano	BRODEUR/Belfour	46:21
21.	6/10/00	4/6	DEVILS 2 at Dallas 1	JASON ARNOTT	BRODEUR/Belfour	28:20
22.	4/18/01	1/4	DEVILS 2 at Carolina 3	Rod Brind'Amour	BRODEUR/Irbe	0:46
23.	4/28/01	2/2	Toronto 5 at DEVILS 6	RANDY McKAY	BRODEUR/Joseph	5:31
24.	5/01/01	2/3	DEVILS 3 at Toronto 2	BRIAN RAFALSKI	BRODEUR/Joseph	7:00
25.	4/19/02	1/2	DEVILS 1 at Carolina 2	Bates Battaglia	BRODEUR/Irbe	15:26
26.	4/24/02	1/5	DEVILS 2 at Carolina 3	Josef Vasicek	BRODEUR/Weekes	8:16
27.	4/26/03	2/2	Tampa Bay 2 at DEVILS 3	JAMIE LANGENBRUNNER	BRODEUR/Khabibulin	2:09
28.	5/02/03	2/5	Tampa Bay 1 at DEVILS 2	GRANT MARSHALL	BRODEUR/Grahame	51:12
29.	5/10/03	3/1	DEVILS 2 at Ottawa 3	Shaun Van Allen	BRODEUR/Lalime	3:08
30.	5/21/03	3/6	Ottawa 2 at DEVILS 1	Chris Phillips	BRODEUR/Lalime	15:51
31.	5/31/03	4/3	DEVILS 2 at Anaheim 3	Ruslan Salei	BRODEUR/Giguere	6:59
32.	6/02/03	4/4	DEVILS 0 at Anaheim 1	Steve Thomas	BRODEUR/Giguere	0:39
33.	5/08/06	2/2	DEVILS 2 at Carolina 3	Niclas Wallin	BRODEUR/Ward, C.	3:09
34.	4/18/07	1/4	DEVILS 4 at Tampa Bay 3	SCOTT GOMEZ	BRODEUR/Holmqvist	12:54
35.	4/28/07	2/2	Ottawa 2 at DEVILS 3	JAMIE LANGENBRUNNER	BRODEUR/Emery	21:55
36.	4/13/08	1/3	DEVILS 4 at NY Rangers 3	JOHN MADDEN	BRODEUR/Lundqvist	6:01
37.	4/17/09	1/2	Carolina 2 at DEVILS 1	Tim Gleason	BRODEUR/Ward	2:40
38.	4/19/09	1/3	DEVILS 3 at Carolina 2	TRAVIS ZAJAC	BRODEUR/Ward	4:58
39.	4/18/10	1/3	DEVILS 2 at Philadelphia 3	Daniel Carcillo	BRODEUR/Boucher	3:35
40.	4/24/12	1/6	Florida 2 at DEVILS 3	TRAVIS ZAJAC	BRODEUR/Clemmensen	5:39
41.	4/26/12	1/7	DEVILS 3 at Florida 2	ADAM HENRIQUE	BRODEUR/Theodore	23:47
42.	4/29/12	2/1	DEVILS 3 at Philadelphia 4	Danny Briere	BRODEUR/Bryzgalov	4:36
43.	5/03/12	2/3	Philadelphia 3 at DEVILS 4	ALEXEI PONIKAROVSKY	BRODEUR/Bryzgalov	17:21
44.	5/25/12	3/6	NY Rangers 2 at DEVILS 3	ADAM HENRIQUE	BRODEUR/Lundqvist	1:03
45.	5/30/12	4/1	Los Angeles 2 at DEVILS 1	Anze Kopitar	BRODEUR/Quick	8:13
46.	6/02/12	4/2	Los Angeles 2 at DEVILS 1	Jeff Carter	BRODEUR/Quick	13:42

## CURRENT DEVILS' OVERTIME GOALS

NO.	DATE	SCORE	TIME	GOALTENDER
<b>ADAM HENRIQUE (2)</b>				
1.	4/26/12	DEVILS 3 at Florida 2	23:47	Theodore
2.	5/25/12	NY Rangers 2 at DEVILS 3	1:03	Lundqvist
<b>TRAVIS ZAJAC (2)</b>				
1.	4/19/09	DEVILS 3 at Carolina 2	4:58	Ward
2.	4/24/12	Florida 2 at DEVILS 3	5:39	Clemmensen

## SHUTOUTS

NO.	DATE	GOALTENDER	SCORE
1.	4/09/88	Sean Burke	NY Islanders 0 at DEVILS 3
2.	5/09/94	Martin Brodeur	Boston 0 at Devils 2
3.	5/07/95	Martin Brodeur	DEVILS 5 at Boston 0
4.	5/08/95	Martin Brodeur	DEVILS 3 at Boston 0
5.	5/12/95	Martin Brodeur	Boston 0 at DEVILS 1 (OT)
6.	4/26/97	Martin Brodeur	Montreal 0 at DEVILS 4
7.	5/02/97	Martin Brodeur	NY Rangers 0 at DEVILS 2
8.	4/29/00	Martin Brodeur	DEVILS 1 at Toronto 0
9.	5/08/00	Martin Brodeur	Toronto 0 at DEVILS 3
10.	4/15/01	Martin Brodeur	Carolina 0 at DEVILS 2
11.	4/17/01	Martin Brodeur	DEVILS 4 at Carolina 0
12.	5/17/01	Martin Brodeur	DEVILS 5 at Pittsburgh 0
13.	5/19/01	Martin Brodeur	DEVILS 3 at Pittsburgh 0
14.	4/21/02	Martin Brodeur	Carolina 0 at DEVILS 4
15.	4/13/03	Martin Brodeur	DEVILS 3 at Boston 0
16.	4/17/03	Martin Brodeur	Boston 0 at DEVILS 3
17.	4/24/03	Martin Brodeur	Tampa Bay 0 at DEVILS 3
18.	5/15/03	Martin Brodeur	Ottawa 0 at DEVILS 1
19.	5/27/03	Martin Brodeur	Anaheim 0 at DEVILS 3
20.	5/29/03	Martin Brodeur	Anaheim 0 at DEVILS 3
21.	6/09/03	Martin Brodeur	Anaheim 0 at DEVILS 3
22.	4/26/06	Martin Brodeur	DEVILS 3 at NY Rangers 0
23.	4/20/07	Martin Brodeur	Tampa Bay 0 at DEVILS 3
24.	4/23/09	Martin Brodeur	Carolina 0 at DEVILS 1
25.	4/19/12	Martin Brodeur	Florida 0 at DEVILS 4

## SHUTOUTS VS. DEVILS

NO.	DATE	GOALTENDER	SCORE
1.	4/15/91	Frank Pietrangelo	DEVILS 0 at Pittsburgh 4
2.	4/25/92	Mike Richter	NY Rangers 3 at DEVILS 0
3.	4/20/93	Tom Barrasso	DEVILS 0 at Pittsburgh 7
4.	4/17/94	Dominik Hasek	Buffalo 2 at DEVILS 0
5.	4/27/94	Dominik Hasek	DEVILS 0 at Buffalo 1 (4 OT)
6.	5/27/94	Mike Richter	DEVILS 0 at NY Rangers 4
7.	5/04/97	Mike Richter	NY Rangers 2 at DEVILS 0
8.	5/08/97	Mike Richter	DEVILS 0 at NY Rangers 3
9.	6/08/00	Ed Belfour	Dallas 1 at DEVILS 0 (3 OT)
10.	4/26/01	Curtis Joseph	Toronto 2 at DEVILS 0
11.	5/26/01	Patrick Roy	DEVILS 0 at Colorado 5
12.	6/07/01	Patrick Roy	Colorado 4 at DEVILS 0
13.	4/27/02	Kevin Weekes	Carolina 1 at DEVILS 0
14.	6/02/03	Jean-Sebastien Giguere	DEVILS 0 at Anaheim 1 (OT)
15.	4/14/04	Robert Esche	Philadelphia 3 at DEVILS 0
16.	5/06/06	Cam Ward	DEVILS 0 at Carolina 6
17.	4/30/07	Ray Emery	DEVILS 0 at Ottawa 2
18.	4/26/09	Cam Ward	DEVILS 0 at Carolina 4
19.	4/22/10	Brian Boucher	Philadelphia 3 at DEVILS 0
20.	4/21/12	Jose Theodore	DEVILS 0 at Florida 3
21.	5/14/12	Henrik Lundqvist	DEVILS 0 at NY Rangers 3
22.	5/19/12	Henrik Lundqvist	NY Rangers 3 at DEVILS 0
23.	6/04/12	Jonathan Quick	DEVILS 0 at Los Angeles

## HAT TRICKS

NO.	DATE	PLAYER	SCORE	GOALTENDER(S)
1.	4/20/88	Aaron Broten	DEVILS 5 at Washington 2	Peeters
2.	4/22/88	Mark Johnson (4)	Washington 4 at DEVILS 10	Malarchuk (2), Peeters (2)
3.	4/22/88	Patrik Sundstrom	Washington 4 at DEVILS 10	Malarchuk (1), Peeters (2)
4.	4/22/97	Valeri Zelepukin	DEVILS 6 at Montreal 4	Thibault
5.	4/24/06	John Madden	NY Rangers 1 at DEVILS 4	Weekes

## HAT TRICKS VS. DEVILS

NO.	DATE	PLAYER	SCORE	GOALTENDER(S)
1.	4/05/90	Dino Ciccarelli (OT)	Washington 5 at DEVILS 4 (OT)	Burke
2.	4/27/92	Mike Gartner	DEVILS 5 at NY Rangers 8	Terreri
3.	5/25/94	Mark Messier	NY Rangers 4 at DEVILS 2	Brodeur (2), ENG
4.	4/28/98	Daniel Alfredsson	Ottawa 4 at DEVILS 3	Brodeur

## CURRENT DEVILS' HAT TRICKS

NO.	DATE	SCORE	GOALTENDER(S)
None			

## PENALTY SHOTS

NO.	DATE	SHOOTER	GOALTENDER	SITE	RESULT
1.	4/18/08	John Madden	Henrik Lundqvist, NYR	New Jersey	Save

## CURRENT DEVILS' PENALTY SHOTS

SHOOTER	DATE	OPPOSITION	RESULT	SCORE
None				
GOALTENDER	DATE	OPPOSITION	RESULT	SCORE
Cory Schneider	4/24/11	vs. Michael Frolik, Chi.	Score	Van. 3 @ Chi. 4 (OT)
	4/18/12	vs. Dustin Brown, LA (SH)	SAVE	Van. 3 @ LA 1

## SEASON

## STREAKS

## LONGEST WINNING

6 - 6/11-24/95, 5/22-6/5/95

## At Home

8 - 4/9-5/17/03

## On Road

7 - 5/22-6/20/95

## LONGEST LOSING

4 - 5/4-11/97

## At Home

3 - 4/9-18/08

## On Road

3 - Accomplished seven times,  
most recently 5/6-14/06

## LONGEST SHUTOUT STREAK

166:01 - 4/25-29/94

## At Home

158:26 - 4/11-26/03

## On Road

148:50 - 5/7-26/01

## MOST CONSECUTIVE GAMES

## WITHOUT BEING SHUTOUT

35 - 5/11/87-9/5/00

## LONGEST SCORELESS STREAK

145:31 - 6/5-10/00

## At Home

153:39 - 6/1-8/00

## On Road

155:46 - 4/23-5/5/94

## WINS

## MOST WINS

16 - 2002-03, 1999-00, 1994-95

## At Home

12 - 2002-03

## On Road

10 - 1999-00, 1994-95

## FEWEST WINS

1 - Accomplished four times,  
most recently 2009-10

## (franchise record)

0 - 1977-78

## At Home

0 - 2007-08

## (franchise record)

0 - 2007-08, 1977-78

## On Road

0 - Accomplished five times,  
most recently 2009-010

## (franchise record)

0 - Accomplished six times,  
most recently 2009-10

## LOSSES

## FEWEST LOSSES

4 - Accomplished 13 times,  
most recently 2009-10

## (franchise record)

2 - 1977-78

## At Home

1 - Accomplished seven times,  
most recently 2005-06

## (franchise record)

1 - Accomplished eight times,  
most recently 2005-06

## On Road

1 - 2007-08, 1994-95

## (franchise record)

1 - 2007-08, 1994-95, 1977-78

## MOST LOSSES

10 - 2011-12, 2000-01

## At Home

6 - 2000-01

## On Road

7 - 2002-03

## GOALS

## MOST GOALS SCORED

69 - 2000-01

## At Home

39 - 2002-03

## On Road

39 - 1994-95

## FEWEST GOALS SCORED

9 - 2009-10, 2003-04

## (franchise record)

3 - 1977-78

## At Home

4 - 2003-04

## (franchise record)

1 - 1977-78

## On Road

3 - 2009-10

(franchise record)

2 - 1977-78

## FEWEST GOALS OPPONENT

9 - 2001-02

(franchise record)

6 - 1977-78

## At Home

2 - 2001-02

## On Road

7 - 2009-10, 2001-02, 1989-90

(franchise record)

3 - 1977-78

## MOST GOALS OPPONENT

71 - 1987-88

## At Home

35 - 1987-88

## On Road

36 - 2011-12, 1987-88

## POWER PLAY

## MOST POWER PLAY GOALS

23 - 1987-88

## At Home

12 - 1987-88

## On Road

12 - 1994-95

## FEWEST POWER PLAY GOALS

3 - 2008-09, 2003-04, 1997-98

(franchise record)

1 - 1977-78

## At Home

1 - 2009-10, 1998-99

(franchise record)

0 - 1977-78

## On Road

0 - 2008-09, 2003-04

## MOST POWER PLAY CHANCES

117 - 1987-88 (23 PPGs, 19.7%)

## At Home

57 - 2000-01 (7 PPGs, 12.3%)

## On Road

67 - 1987-88 (11 PPGs, 16.4%)

## FEWEST POWER PLAY CHANCES

18 - 2003-04 (3 PPGs, 16.7%)

(franchise record)

5 - 1977-78 (1 PPG, 20.0%)

## At Home

9 - 2003-04 (3 PPGs, 33.3%)

(franchise record)

2 - 1977-78

## On Road

9 - 2008-09 (0 PPGs, 0.0%)

2003-04 (0 PPGs, 0.0%)

(franchise record)

3 - 1977-78 (1 PPG, 33.3%)

## FEWEST PPGs OPPONENT

2 - 2008-09

(franchise record)

1 - 1977-78

## At Home

0 - 1999-00, 1997-98

(franchise record)

0 - 1999-00, 1997-98, 1977-78

## On Road

1 - 2008-09

(franchise record)

1 - 2008-09, 1977-78

## MOST PPGs OPPONENT

22 - 2011-12, 1987-88

## At Home

8 - 1987-88

## On Road

16 - 2011-12

## MOST TIMES SHORTHANDED

128 - 1987-88 (22 PPGA, 82.8%)

## At Home

59 - 1987-88 (8 PPGA, 86.4%)

## On Road

69 - 1987-88 (14 PPGA, 79.7%)

## FEWEST TIMES SHORTHANDED

12 - 2003-04 (4 PPGA, 66.7%)

(franchise record)

5 - 1977-78 (1 PPGA, 80.0%)

## At Home

6 - 2003-04 (2 PPGA, 66.7%)

(franchise record)

0 - 1977-78

## On Road

6 - 2003-04 (2 PPGA, 66.7%)

(franchise record)

3 - 1977-78 (1 PPGA, 66.7%)

## MOST SHORTHANDED GOALS

4 - 2005-06, 1999-00, 1987-88

## At Home

3 - 2005-06

## On Road

2 - 1999-00, 1987-88

## FEWEST SHORTHANDED GOALS

0 - Accomplished four times,  
most recently 2008-09

## (franchise record)

0 - Accomplished five times,  
most recently 2008-09

## At Home

0 - Accomplished ten times,  
most recently 2011-12

## (franchise record)

0 - Accomplished 11 times,  
most recently 2011-12

## On Road

0 - Accomplished nine times,  
most recently 2009-10

## (franchise record)

0 - Accomplished ten times,  
most recently 2009-10

## FEWEST SHG OPPONENT

0 - Accomplished nine times,  
most recently 2009-10

## (franchise record)

0 - Accomplished ten times,  
most recently 2009-10

## MOST SHG OPPONENT

5 - 1987-88

## At Home

4 - 1987-88

## On Road

4 - 1991-92

## PENALTY MINUTES

## MOST PENALTY MINUTES

869 - 1987-88

## At Home

471 - 1987-88

## On Road

398 - 1987-88

## FEWEST PENALTY MINUTES

28 - 2003-04

(franchise record)

25 - 1977-78

## At Home

12 - 2003-04

(franchise record)

0 - 1977-78

## On Road

16 - 2003-04

## MOST PIM OPPONENT

836 - 1987-88

## At Home

440 - 1987-88

## On Road

396 - 1987-88

## FEWEST PIM OPPONENT

40 - 2003-04

(franchise record)

29 - 1977-78

## At Home

18 - 2003-04

(franchise record)

4 - 1977-78

## On Road

22 - 2003-04

## SHOTS

## MOST SHOTS

727 - 1999-00

## At Home

397 - 2002-03

## On Road

385 - 1999-00

## FEWEST SHOTS

135 - 2009-10

(franchise record)

35 - 1977-78

## At Home

58 - 2003-04

(franchise record)

17 - 1977-78

## On Road

50 - 2009-10

(franchise record)

18 - 1977-78

## FEWEST SHOTS OPPONENT

126 - 2009-10

(franchise record)

89 - 1977-78



**At Home**  
50 - 2003-04  
(franchise record)  
45 - 1977-78

**On Road**  
62 - 2009-10  
(franchise record)  
44 - 1977-78

**MOST SHOTS OPPONENT**  
647 - 2011-12  
**At Home**  
328 - 2002-03  
**On Road**  
373 - 1993-94

## FOUR-GAME SERIES

### GOALS

#### MOST GOALS SCORED

17 - ECQF vs. NYR: 2005-06

#### At Home

10 - ECQF vs. NYR: 2005-06, SCF vs. Det.: 1994-95

#### On Road

7 - ECQF vs. NYR: 2005-06

#### MOST GOALS OPPONENT

7 - SCF vs. Det.: 1994-95

#### At Home

4 - ECQF vs. Fla.: 1999-00, SCF vs. Det.: 1994-95

#### On Road

3 - SCF vs. Det.: 1994-95

#### MOST GOALS BOTH TEAMS

23 - SCF vs. Det. (NJ 16, Det. 7): 1994-95

#### At Home

14 - SCF vs. Det. (NJ 10, Det. 4): 1994-95

#### On Road

9 - ECQF vs. NYR (NJ 7, NYR 2): 2005-06

SCF vs. Det. (NJ 6, Det. 3): 1994-95

#### GREATEST GOAL DIFFERENTIAL FOR

13 - ECQF vs. NYR (NJ 17, NYR 4): 2005-06

#### At Home

8 - ECQF vs. NYR (NJ 10, NYR 2): 2005-06

#### On Road

5 - ECQF vs. NYR (NJ 7, NYR 2): 2005-06

#### GREATEST GOAL DIFFERENTIAL AGAINST

n/a

### POWER PLAY

#### MOST POWER PLAY GOALS

8 - ECQF vs. NYR: 2005-06

#### At Home

6 - ECQF vs. NYR: 2005-06

#### On Road

2 - ECQF vs. NYR: 2005-06, ECQF vs. Fla.: 1999-00,

SCF vs. Det.: 1994-95

#### MOST POWER PLAY CHANCES

27 - ECQF vs. NYR: 2005-06 (8-27)

#### At Home

19 - ECQF vs. NYR: 2005-06 (6-19)

#### On Road

8 - ECQF vs. NYR: 2005-06 (2-8)

#### MOST POWER PLAY GOALS OPPONENT

4 - SCF vs. Det.: 1994-95

#### At Home

2 - ECQF vs. NYR.: 2005-06, SCF vs. Det.: 1994-95

#### On Road

2 - ECQF vs. Fla.: 1999-00, SCF vs. Det.: 1994-95

#### MOST SHORTHANDED SITUATIONS

21 - ECQF vs. NYR: 2005-06 (2-21)

#### At Home

13 - ECQF vs. NYR: 2005-06 (1-13)

#### On Road

9 - SCF vs. Det.: 1994-88 (2-9)

### ASSISTS

#### MOST ASSISTS

36 - SCF vs. Det.: 1994-95

#### At Home

20 - ECQF vs. NYR: 2005-06, SCF vs. Det.: 1994-95

#### On Road

11 - ECQF vs. NYR: 2005-06, ECQF vs. Fla.: 1999-00

#### MOST ASSISTS OPPONENT

14 - SCF vs. Det.: 1994-95

#### At Home

8 - SCF vs. Det.: 1994-95

#### On Road

6 - SCF vs. Det.: 1994-95

#### MOST ASSISTS BOTH TEAMS

44 - SCF vs. Det. (NJ 30, Det. 14): 1994-95

#### At Home

28 - SCF vs. Det. (NJ 20, Det. 8): 1994-95

#### On Road

16 - SCF vs. Det. (NJ 10, Det. 6): 1994-95

### POINTS

#### MOST POINTS

48 - ECQF vs. NYR (17g-31a): 2005-06

#### At Home

30 - ECQF vs. NYR (10g-20a): 2005-06

SCF vs. Det. (10g-20a): 1994-95

#### On Road

18 - ECQF vs. NYR (7g-11a): 2005-06

#### MOST POINTS OPPONENT

21 - SCF vs. Det. (7g-14a): 1994-95

#### At Home

12 - SCF vs. Det. (4g-8a): 1994-95

#### On Road

9 - SCF vs. Det. (3g-6a): 1994-95

#### MOST POINTS BOTH TEAMS

67 - SCF vs. Det. (NJ 16-30-46, Det. 7-14-21): 1994-95

#### At Home

42 - SCF vs. Det. (NJ 10-20-30, Det. 4-8-12): 1994-95

#### On Road

25 - SCF vs. Det. (NJ 6-10-16, Det. 3-6-9): 1994-95

### PENALTY MINUTES

#### MOST PENALTY MINUTES

56 - SCF vs. Det.: 1994-95

#### At Home

35 - ECQF vs. NYR: 2005-06

#### On Road

22 - ECQF vs. Fla.: 1999-00

#### MOST PENALTY MINUTES OPPONENT

71 - ECQF vs. Det.: 2005-06

#### At Home

55 - ECQF vs. NYR: 2005-06

#### On Road

26 - ECQF vs. Fla.: 1999-00

#### MOST PENALTY MINUTES BOTH TEAMS

122 - ECQF vs. NYR (NYR 71, NJ 51): 2005-06

#### At Home

90 - ECQF vs. NYR (NYR 55, NJ 35): 2005-06

#### On Road

48 - ECQF vs. Fla. (Fla. 26, NJ 22): 1999-00

### SHOTS

#### MOST SHOTS

136 - ECQF vs. Fla.: 1999-00

#### At Home

61 - ECQF vs. Fla.: 1999-00

#### On Road

75 - ECQF vs. Fla.: 1999-00

#### MOST SHOTS OPPONENT

114 - ECQF vs. NYR: 2005-06

#### At Home

56 - ECQF vs. NYR: 2005-06

#### On Road

58 - ECQF vs. NYR: 2005-06, ECQF vs. Fla.: 1999-00

#### MOST SHOTS BOTH TEAMS

237 - ECQF vs. Fla. (NJ 136, Fla. 101): 1999-00

#### At Home

111 - ECQF vs. NYR (NYR 56, NJ 55): 2005-06

#### On Road

133 - ECQF vs. Fla. (NJ 75, Fla. 58): 1999-00

#### FEWEST SHOTS

104 - ECQF vs. NYR: 2005-06

#### At Home

55 - ECQF vs. NYR: 2005-06

#### On Road

49 - ECQF vs. NYR: 2005-06

#### FEWEST SHOTS OPPONENT

75 - SCF vs. Det.: 1994-95

#### At Home

40 - SCF vs. Det.: 1994-95

#### On Road

35 - SCF vs. Det.: 1994-95

#### FEWEST SHOTS BOTH TEAMS

183 - SCF vs. Det. (NJ 108, Det. 75): 1994-95

#### At Home

97 - SCF vs. Det. (NJ 57, Det. 40): 1994-95

#### On Road

86 - SCF vs. Det. (NJ 51, Det. 35): 1994-95

**FIVE-GAME SERIES**

**GOALS**

**MOST GOALS SCORED**

22 - ECQF vs. Mtl.: 1996-97

**At Home**

13 - ECQF vs. Mtl.: 1996-97

**On Road**

11 - ECQF vs. Bos.: 1995-96

**MOST GOALS OPPONENT**

23 - PDSF vs. Pit.: 1992-93

**At Home**

11 - ECQF vs. NYR: 2007-08

**On Road**

18 - PDSF vs. Pit.: 1992-93

**MOST GOALS BOTH TEAMS**

36 - PDSF vs. Pit. (Pit. 23, NJ 13): 1992-93

**At Home**

19 - ECSF vs. Ott. (Ott. 10, NJ 9): 2006-07

**On Road**

24 - PDSF vs. Pit. (Pit. 16, NJ 8): 1992-93

**GREATEST GOAL DIFFERENTIAL FOR**

11 - ECQF vs. Mtl. (NJ 22, Mtl. 11): 1996-97

**At Home**

10 - ECQF vs. Mtl. (NJ 13, Mtl. 3): 1996-97

**On Road**

9 - ECQF vs. Bos. (NJ 11, Bos. 2): 1994-95

**GREATEST GOAL DIFFERENTIAL AGAINST**

10 - PDSF vs. Pit. (Pit. 23, NJ 13): 1992-93

**At Home**

6 - ECQF vs. NYR (NYR 11, NJ 5): 2007-08

**On Road**

12 - PDSF vs. Pit. (Pit. 18, NJ 6): 1992-93

**POWER PLAY**

**MOST POWER PLAY GOALS**

9 - ECQF vs. Mtl.: 1996-97

**At Home**

6 - ECQF vs. Mtl.: 1996-97

**On Road**

4 - ECQF vs. Bos.: 1994-95

**MOST POWER PLAY CHANCES**

32 - ECQF vs. Phi.: 2009-10 (4-32)

**At Home**

17 - ECQF vs. Mtl.: 1996-97 (6-17)

**On Road**

17 - PDSF vs. Pit.: 1992-93 (1-17)

**MOST POWER PLAY GOALS OPPONENT**

9 - ECSF vs. Car.: 2005-06

**At Home**

5 - ECQF vs. Phi.: 2009-10

**On Road**

7 - ECSF vs. Car.: 2005-06

**MOST SHORTHANDED SITUATIONS**

29 - ECQF vs. Phi.: 2009-10 (8-29)

**At Home**

16 - ECQF vs. Phi.: 2009-10 (5-16)

**On Road**

18 - PDSF vs. Pit.: 1992-93 (6-18)

**ASSISTS**

**MOST ASSISTS**

37 - ECQF vs. Mtl.: 1996-97

**At Home**

23 - ECQF vs. Mtl.: 1996-97

**On Road**

17 - ECSF vs. Pit.: 1994-95, ECQF vs. Bos.: 1994-95

**MOST ASSISTS OPPONENT**

44 - PDSF vs. Pit.: 1992-93

**At Home**

21 - ECQF vs. NYR: 2007-08

**On Road**

35 - PDSF vs. Pit.: 1992-93

**MOST ASSISTS BOTH TEAMS**

64 - PDSF vs. Pit. (Pit. 44, NJ 20): 1992-93

**At Home**

29 - ECQF vs. NYR (NYR 21, NJ 8): 2007-08

**On Road**

46 - PDSF vs. Pit. (Pit. 35, NJ 11): 1992-93

**POINTS**

**MOST POINTS**

59 - ECQF vs. Mtl. (22g-37a): 1996-97

**At Home**

36 - ECQF vs. Mtl. (13g-23a): 1996-97

**On Road**

28 - ECSF vs. Bos. (11g-17a): 1994-95

**MOST POINTS OPPONENT**

67 - PDSF vs. Pit. (23g-44a): 1992-93

**At Home**

32 - ECQF vs. NYR (11g-21a): 2007-08

**On Road**

53 - PDSF vs. Pit. (18g-35a): 1992-93

**MOST POINTS BOTH TEAMS**

100 - PDSF vs. Pit. (Pit. 23-44-67, NJ 13-20-33): 1992-93

**At Home**

47 - ECSF vs. Ott. (NJ 9-15-24, Ott. 10-13-23): 2006-07

**On Road**

70 - PDSF vs. Pit.: (Pit. 18-35-53, NJ 6-11-17): 1992-93

**Penalty Minutes**

**MOST PENALTY MINUTES**

125 - ECSF vs. NYR: 1996-97

**At Home**

44 - ECQF vs. Phi.: 2009-10

**On Road**

105 - ECSF vs. NYR: 1996-97

**MOST PENALTY MINUTES OPPONENT**

105 - ECQF vs. Mtl.: 1996-97

**At Home**

75 - ECQF vs. Mtl.: 1996-97

**On Road**

72 - ECSF vs. NYR: 1996-97

**MOST PENALTY MINUTES BOTH TEAMS**

227 - ECSF vs. NYR (NJ 125, NYR 102): 1996-97

**At Home**

118 - ECQF vs. Mtl. (Mtl. 75, NJ 43): 1996-97

**On Road**

177 - ECSF vs. NYR (NJ 105, NYR 72): 1996-97

**SHOTS**

**MOST SHOTS**

211 - ECQF vs. Mtl.: 1996-97

**At Home**

125 - ECQF vs. Mtl.: 1996-97

**On Road**

97 - ECQF vs. Phi.: 2003-04

**MOST SHOTS OPPONENT**

165 - ECSF vs. Ott.: 2006-07

**At Home**

95 - ECSF vs. Ott.: 2006-07

**On Road**

107 - ECSF vs. Car.: 2005-06

**MOST SHOTS BOTH TEAMS**

353 - ECQF vs. Mtl. (NJ 211, Mtl. 142): 1996-97

**At Home**

201 - ECQF vs. Mtl. (NJ 125, Mtl. 76): 1996-97

**On Road**

181 - ECQF vs. Phi. (NJ 97, Phi. 84): 2003-04

**FEWEST SHOTS**

125 - ECSF vs. Car.: 2005-06

**At Home**

58 - ECQF vs. Phi.: 2003-04, ECQF vs. Bos.: 1994-95

**On Road**

47 - ECQF vs. Bos.: 2002-03

**FEWEST SHOTS OPPONENT**

99 - ECF vs. Pit.: 2000-01

**At Home**

44 - ECSF vs. Car.: 2005-06

**On Road**

41 - ECF vs. Pit.: 2000-01

**FEWEST SHOTS BOTH TEAMS**

247 - ECF vs. Pit. (NJ 148, Pit. 99): 2000-01

**At Home**

107 - ECSF vs. Car. (NJ 63, Car. 44): 2005-06

**On Road**

106 - ECQF vs. Bos. (Bos. 59, NJ 47): 2002-03

**SIX-GAME SERIES**

**GOALS**

**MOST GOALS SCORED**

23 - PDSF vs. NYI: 1987-88

**At Home**

13 - PDSF vs. Wsh.: 1989-90, PDSF vs. NYI: 1987-88

**On Road**

14 - ECSF vs. Bos.: 1993-94

**MOST GOALS OPPONENT**

21 - PDSF vs. Wsh.: 1989-90

**At Home**

14 - PDSF vs. Wsh.: 1989-90

**On Road**

11 - SCF vs. LA: 2011-12

**MOST GOALS BOTH TEAMS**

41 - PDSF vs. NYI (NJ 23, NYI 18): 1987-88

**At Home**  
27 - PDSF vs. Wsh. (Wsh. 14, NJ 13): 1989-90

**On Road**  
23 - ECSF vs. Bos. (NJ 14, Bos. 9): 1993-94

**GREATEST GOAL DIFFERENTIAL FOR**  
12 - ECQF vs. Car. (NJ 20, Car. 8): 2000-01

**At Home**  
6 - ECSF vs. Tor. (NJ 10, Tor. 4): 1999-00

**On Road**  
7 - ECQF vs. Car. (NJ 11, Car. 4): 2000-01  
ECF vs. Phi. (NJ 12, Phi. 5): 1994-95

**GREATEST GOAL DIFFERENTIAL AGAINST**  
8 - SCF vs. LA (LA 16, NJ 8): 2011-12

**At Home**  
1 - SCF vs. LA (LA 5, NJ 4): 2011-12  
ECF vs. Phi. (Phi. 9, NJ 8): 1994-95  
PDSF vs. Wsh. (Wsh. 14, NJ 13): 1989-90

**On Road**  
7 - SCF vs. LA (LA 11, NJ 4): 2011-12

**POWER PLAY**

**MOST POWER PLAY GOALS**  
10 - PDSF vs. NYI: 1987-88

**At Home**  
6 - ECQF vs. Mtl.: 1996-97, PDSF vs. NYI: 1987-88

**On Road**  
4 - ECF vs. Phi.: 1994-95, PDSF vs. NYI: 1987-88

**MOST POWER PLAY CHANCES**  
43 - PDSF vs. NYI: 1987-88 (10-43)

**At Home**  
20 - PDSF vs. NYI: 1987-88 (6-20)

**On Road**  
23 - PDSF vs. NYI: 1987-88 (4-23)

**MOST POWER PLAY GOALS OPPONENT**  
6 - SCF vs. LA: 2011-12

**At Home**  
2 - PDSF vs. Wsh.: 1989-90

**On Road**  
6 - SCF vs. LA: 2011-12

**MOST SHORTHANDED SITUATIONS**  
38 - PDSF vs. NYI: 1987-88 (5-38)

**At Home**  
16 - PDSF vs. NYI: 1987-88 (0-16)

**On Road**  
22 - PDSF vs. NYI: 1987-88 (5-22)

**ASSISTS**

**MOST ASSISTS**  
43 - PDSF vs. NYI: 1987-88

**At Home**  
26 - PDSF vs. NYI: 1987-88

**On Road**  
19 - ECQF vs. Car.: 2000-01, ECF vs. Phi.: 1994-95,  
ECSF vs. Bos. 1993-94

**MOST ASSISTS OPPONENT**  
28 - PDSF vs. Wsh.: 1990-91

**At Home**  
18 - PDSF vs. Wsh.: 1990-91

**On Road**  
20 - SCF vs. LA: 2011-12

**MOST ASSISTS BOTH TEAMS**  
66 - PDSF vs. NYI (NJ 43, NYI 23): 1987-88

**At Home**  
39 - PDSF vs. Wsh. (NJ 21, Wsh. 18): 1989-90

**On Road**  
34 - ECSF vs. Bos. (NJ 19, Bos. 15): 1994-95

**POINTS**

**MOST POINTS**  
66 - PDSF vs. NYI (23g-43a): 1987-88

**At Home**  
39 - PDSF vs. NYI (13g-26a): 1987-88

**On Road**  
33 - ECSF vs. Bos. (14g-19a): 1993-94

**SEVEN-GAME SERIES**

**GOALS**

**MOST GOALS SCORED**  
25 - PDSF vs. NYR: 1991-92, PDF vs. Wsh.: 1987-88

**At Home**  
15 - SCF vs. Ana.: 2002-03

**On Road**  
17 - PDSF vs. NYR: 1991-92

**MOST GOALS OPPONENT**  
30 - WCF vs. Bos.: 1987-88

**At Home**  
15 - PDF vs. Wsh.: 1987-88

**On Road**  
21 - PDSF vs. NYR: 1991-92

**MOST GOALS BOTH TEAMS**  
53 - PDSF vs. NYR (NYR 28, NJ 25): 1991-92

**MOST POINTS OPPONENT**

49 - PDSF vs. Wsh. (21g-28a): 1989-90

**At Home**  
32 - PDSF vs. Wsh. (14g-18a): 1989-90

**On Road**  
31 - SCF vs. LA (11g-20a): 2011-12

**MOST POINTS BOTH TEAMS**  
107 - PDSF vs. NYI (NJ 23-43-66, NYI 18-23-41): 1987-88

**At Home**  
67 - PDSF vs. Wsh. (NJ 13-22-35, Wsh. 14-18-32): 1989-90

**On Road**  
57 - ECSF vs. Bos. (NJ 14-19-33, Bos. 9-15-24): 1993-94

**PENALTY MINUTES**

**MOST PENALTY MINUTES**  
241 - PDSF vs. NYI: 1987-88

**At Home**  
146 - PDSF vs. Wsh.: 1989-90

**On Road**  
127 - PDSF vs. NYI: 1987-88

**MOST PENALTY MINUTES OPPONENT**  
252 - PDSF vs. NYI: 1987-88

**At Home**  
135 - PDSF vs. Wsh.: 1989-90

**On Road**  
129 - PDSF vs. NYI: 1987-88

**MOST PENALTY MINUTES BOTH TEAMS**  
493 - PDSF vs. NYI (NYI 252, NJ 241): 1987-88

**At Home**  
281 - PDSF vs. Wsh. (NJ 146, Wsh. 135): 1989-90

**On Road**  
256 - PDSF vs. NYI (NYI 129, NJ 127): 1987-88

**SHOTS**

**MOST SHOTS**  
209 - SCF vs. Dal.: 1999-00

**At Home**  
104 - ECQF vs. Car.: 2000-01

**On Road**  
108 - ECQF vs. Car.: 2001-02

**MOST SHOTS OPPONENT**  
188 - ECSF vs. Bos.: 1993-94

**At Home**  
101 - PDSF vs. NYI: 1987-88

**On Road**  
110 - ECSF vs. Bos.: 1993-94

**MOST SHOTS BOTH TEAMS**  
359 - ECSF vs. Bos. (Bos. 188, NJ 171): 1993-94

**At Home**  
181 - ECF vs. NYR (NJ 95, NYR 86): 2011-12

**On Road**  
194 - ECSF vs. Bos. (Bos. 110, NJ 84): 1993-94

**FEWEST SHOTS**  
133 - SCF vs. LA: 2011-12

**At Home**  
69 - SCF vs. LA: 2011-12

**On Road**  
64 - SCF vs. LA: 2011-12

**FEWEST SHOTS OPPONENT**  
114 - ECQF vs. Car.: 2000-01

**At Home**  
50 - ECQF vs. Car.: 2000-01

**On Road**  
59 - ECF vs. Phi.: 1994-95

**FEWEST SHOTS BOTH TEAMS**  
284 - SCF vs. LA (LA 151, NJ 133): 2011-12

**At Home**  
150 - ECSF vs. Tor. (NJ 99, Tor. 51): 1999-00

**On Road**  
132 - SCF vs. LA (LA 68, NJ 64): 2011-12

**At Home**  
28 - PDF vs. Wsh. (Wsh. 15, NJ 13): 1987-88

**On Road**  
38 - PDSF vs. NYR (NYR 21, NJ 17): 1991-92

**GREATEST GOAL DIFFERENTIAL FOR**  
7 - SCF vs. Ana. (NJ 19, Ana. 12): 2002-03

**At Home**  
12 - SCF vs. Ana. (NJ 15, Ana. 3): 2002-03

**On Road**  
6 - ECF vs. Phi. (NJ 13, Phi. 7): 1999-00

**GREATEST GOAL DIFFERENTIAL AGAINST**  
11 - WCF vs. Bos. (Bos. 30, NJ 19): 1987-88

**At Home**  
5 - SCF vs. Col. (Col. 9, NJ 4): 2000-01

**On Road**  
11 - WCF vs. Bos. (Bos. 20, NJ 9): 1987-88

**POWER PLAY**

**MOST POWER PLAY GOALS**

8 - PDSF vs. Pit.: 1990-91, PDF vs. Wsh.: 1987-88

**At Home**

4 - Accomplished four times, most recently ECQF vs. Fla: 2011-12

**On Road**

4 - Accomplished six times, most recently ECQF vs. Pit.: 1998-99

**MOST POWER PLAY CHANCES**

38 - ECQF vs. Buf.: 1993-94 (4-38)

WCF vs. Bos.: 1987-88 (5-38)

**At Home**

20 - ECSF vs. Tor.: 2000-01 (3-20)

**On Road**

24 - WCF vs. Bos.: 1987-88 (3-24)

**MOST POWER PLAY GOALS OPPONENT**

11 - WCF vs. Bos.: 1987-88

**At Home**

4 - WCF vs. Bos., PDF vs. Wsh.: 1987-88

**On Road**

7 - WCF vs. Bos.: 1987-88

**MOST SHORTHANDED SITUATIONS**

52 - PDF vs. Wsh.: 1987-88 (6-52)

**At Home**

29 - PDF vs. Wsh.: 1987-88 (4-29)

**On Road**

24 - WCF vs. Bos.: 1987-88 (7-24)

**ASSISTS**

**MOST ASSISTS**

44 - PDSF vs. NYR: 1991-92

**At Home**

29 - SCF vs. Ana.: 2002-03

**On Road**

31 - PDSF vs. NYR: 1991-92

**MOST ASSISTS OPPONENT**

47 - WCF vs. Bos.: 1991-92

**At Home**

21 - PDF vs. Wsh.: 1987-88

**On Road**

32 - WCF vs. Bos.: 1987-88

**MOST ASSISTS BOTH TEAMS**

85 - PDSF vs. NYR (NJ 44, NYR 41): 1991-92

**At Home**

42 - ECSF vs. Tor. (NJ 23, Tor. 19): 2000-01

**On Road**

63 - PDSF vs. NYR (NYR 32, NJ 31): 1991-92

**POINTS**

**MOST POINTS**

69 - PDSF vs. NYR (25g-44a): 1991-92

**At Home**

44 - SCF vs. Ana. (15g-29a): 2002-03

**On Road**

48 - PDSF vs. NYR (17g-31a): 1991-92

**MOST POINTS OPPONENT**

77 - WCF vs. Bos. (30g-47a): 1987-88

**At Home**

36 - PDF vs. Wsh. (15g-21a): 1987-88

**On Road**

53 - PDSF vs. NYR (21g-32a): 1991-92

**MOST POINTS BOTH TEAMS**

138 - PDSF vs. NYR (NYR 28-41-69, NJ 25-44-69): 1991-92

**At Home**

67 - PDF vs. Wsh. (NJ 13-18-31, Wsh. 15-21-36): 1987-88

**On Road**

101 - PDSF vs. NYR (NYR 21-32-53, NJ 17-31-48): 1991-92

**PENALTY MINUTES**

**MOST PENALTY MINUTES**

349 - PDF vs. Wsh.: 1991-92

**At Home**

219 - PDF vs. Wsh.: 1987-88

**On Road**

141 - WCF vs. Bos.: 1987-88

**MOST PENALTY MINUTES OPPONENT**

305 - PDF vs. Wsh.: 1987-88

**At Home**

191 - PDF vs. Wsh.: 1987-88

**On Road**

130 - PDSF vs. Pit.: 1990-91

**MOST PENALTY MINUTES BOTH TEAMS**

654 - PDF vs. Wsh. (NJ 349, Wsh. 305): 1987-88

**At Home**

410 - PDF vs. Wsh. (NJ 219, Wsh. 191): 1987-88

**On Road**

264 - WCF vs. Bos. (NJ 141, Bos. 123): 1987-88

**SHOTS**

**MOST SHOTS**

262 - ECQF vs. Buf.: 1993-94

**At Home**

150 - ECQF vs. Car.: 2008-09

**On Road**

141 - PDSF vs. NYR: 1991-92

**MOST SHOTS OPPONENT**

261 - ECF vs. NYR: 1993-94

**At Home**

126 - ECQF vs. Car.: 2008-09

**On Road**

153 - ECF vs. NYR: 1993-94

**MOST SHOTS BOTH TEAMS**

481 - ECQF vs. Car. (NJ 242, Car. 239): 2008-09

**At Home**

276 - ECQF vs. Car. (NJ 150, Car. 126): 2008-09

**On Road**

275 - ECF vs. NYR (NYR 153, NJ 122): 1993-94

**FEWEST SHOTS**

178 - SCF vs. Col.: 2000-01

**At Home**

70 - WCF vs. Bos.: 1987-88

**On Road**

85 - SCF vs. Ana.: 2002-03

**FEWEST SHOTS OPPONENT**

140 - ECQF vs. Pit.: 1998-99

**At Home**

51 - SCF vs. Col.: 2000-01

**On Road**

68 - ECQF vs. Pit.: 1998-99

**FEWEST SHOTS BOTH TEAMS**

324 - SCF vs. Col. (NJ 178, Col. 146): 2000-01

**At Home**

132 - SCF vs. Col. (NJ 81, Col. 51): 2000-01

**On Road**

192 - SCF vs. Col. (NJ 97, Col. 95): 2000-01

**GAME**

**GOALS**

**MOST GOALS SCORED**

10 - 4/22/88 in 10-4 win vs. Wsh.

**At Home**

10 - 4/22/88 in 10-4 win vs. Wsh.

**On Road**

7 - 4/21/92 in 7-3 win @ NYR

**MOST GOALS OPPONENT**

8 - 5/1/92 in 8-4 loss @ NYR

4/27/92 in 8-5 loss @ NYR

**At Home**

7 - 4/28/88 in 7-2 loss vs. Wsh.

**On Road**

8 - 5/1/92 in 8-4 loss @ NYR

4/27/92 in 8-5 loss @ NYR

**MOST GOALS BOTH TEAMS**

14 - 4/22/88 in 10-4 win vs. Wsh.

**At Home**

14 - 4/22/88 in 10-4 win vs. Wsh.

**On Road**

13 - 4/27/92 in 8-5 loss @ NYR

**GREATEST MARGIN OF VICTORY**

6 - 4/22/88 in 10-4 win vs. Wsh.

**At Home**

6 - 4/22/88 in 10-4 win vs. Wsh.

**On Road**

5 - 5/19/01 in 5-0 win @ Pit.

5/7/95 in 5-0 win @ Bos.

**GREATEST MARGIN OF DEFEAT**

7 - 4/20/93 in 7-0 loss @ Pit.

**At Home**

5 - 5/6/88 in 6-1 loss vs. Bos.

4/28/88 in 7-2 loss vs. Wsh.

**On Road**

7 - 4/20/93 in 7-0 loss @ Pit.

**MOST CONSECUTIVE GOALS**

6 - 5/30/00 in 7-3 win vs. Dal.

**At Home**

6 - 5/30/00 in 7-3 win vs. Dal.

**On Road**

5 - 5/19/01 in 5-0 win @ Pit.

5/7/95 in 5-0 win @ Bos.

**MOST CONSECUTIVE GOALS OPPONENT**

7 - 4/20/93 in 7-0 loss @ Pit.

**At Home**

6 - 4/28/88 in 7-2 loss vs. Wsh.

**On Road**

7 - 4/20/93 in 7-0 loss @ Pit.

**POWER PLAY****MOST POWER PLAY GOALS**

5 - 4/22/06 in 6-1 win vs. NYR

**At Home**

5 - 4/22/06 in 6-1 win vs. NYR

**On Road**3 - 4/11/91 in 4-2 win @ Pit.  
4/20/88 in 5-2 win @ Wsh.**MOST POWER PLAY CHANCES**

13 - 4/22/06 in 6-1 win vs. NYR (5-13)

**At Home**

13 - 4/22/06 in 6-1 win vs. NYR (5-13)

**On Road**9 - 4/17/01 in 4-0 win @ Car. (0-9)  
4/6/88 in 4-3 OT loss @ NYI (1-9)**MOST POWER PLAY GOALS OPPONENT**

5 - 5/6/06 in 6-0 loss @ Car.

**At Home**

3 - 4/17/12 in 4-3 loss vs. Fla.

**On Road**

5 - 5/6/06 in 6-0 loss @ Car.

**MOST SHORTHANDED SITUATIONS**

11 - 4/22/88 in 10-4 win vs. Wsh. (1-11)

**At Home**

11 - 4/22/88 in 10-4 win vs. Wsh. (1-11)

**On Road**

10 - 4/6/88 in 4-3 OT loss @ NYI (3-10)

**ASSISTS****MOST ASSISTS**

14 - 4/22/88 in 10-4 win vs. Wsh.

**At Home**

14 - 4/22/88 in 10-4 win vs. Wsh.

**On Road**

13 - 4/21/92 in 7-3 win @ NYR

**MOST ASSISTS OPPONENT**

14 - 4/20/93 in 7-0 loss @ Pit.

**At Home**

10 - 5/6/88 in 6-1 loss vs. Bos.

**On Road**

14 - 4/20/93 in 7-0 loss @ Pit.

**MOST ASSISTS BOTH TEAMS**

23 - 4/27/92 in 8-5 loss @ NYR (NYR 13, NJ 10)

**At Home**19 - 4/22/88 in 10-4 win vs. Wsh. (NJ 14, Wsh. 5)  
4/14/88 in 6-5 win vs. NYI (NJ 12, NYI 7)**On Road**

23 - 4/27/92 in 8-5 loss @ NYR (NYR 13, NJ 10)

**POINTS****MOST POINTS**

24 - 4/22/88 in 10-4 win vs. Wsh.

**At Home**

24 - 4/22/88 in 10-4 win vs. Wsh.

**On Road**

20 - 4/21/92 in 7-3 win @ NYR

**MOST POINTS OPPONENT**

21 - 4/20/93 in 7-0 loss @ Pit.

5/1/92 in 8-4 loss @ NYR

4/27/92 in 8-5 loss @ NYR

**At Home**16 - 5/6/88 in 6-1 loss vs. Bos.  
4/28/88 in 7-2 loss vs. Wsh.**On Road**

21 - 4/20/93 in 7-0 loss @ Pit.

5/1/92 in 8-4 loss @ NYR

4/27/92 in 8-5 loss @ NYR

**MOST POINTS BOTH TEAMS**

36 - 4/27/92 in 8-5 loss @ NYR (NYR 8-13-21, NJ

5-10-15)

**At Home**

33 - 4/22/88 in 10-4 win vs. Wsh. (NJ 10-14-24, Wsh.

4-5-9)

**On Road**

36 - 4/27/92 in 8-5 loss @ NYR (NYR 8-13-21, NJ

5-10-15)

**PENALTY MINUTES****MOST PENALTY MINUTES**

108 - 4/22/88 in 10-4 win vs. Wsh.

**At Home**

108 - 4/22/88 in 10-4 win vs. Wsh.

**On Road**

91 - 5/8/97 in 3-0 loss @ NYR

**MOST PENALTY MINUTES OPPONENT**

123 - 4/22/88 in 10-4 win vs. Wsh.

**At Home**

123 - 4/22/88 in 10-4 win vs. Wsh.

**On Road**

80 - 4/20/88 in 5-2 win @ Wsh.

**MOST PENALTY MINUTES BOTH TEAMS**

231 - 4/22/88 in 10-4 win vs. Wsh. (Wsh. 123, NJ 108)

**At Home**

231 - 4/22/88 in 10-4 win vs. Wsh. (Wsh. 123, NJ 108)

**On Road**

162 - 4/20/88 in 5-2 win @ Wsh. (NJ 82, Wsh. 80)

**SHOTS****MOST SHOTS**

70 - 4/27/94 in 1-0-4 OT loss @ Buf.

**At Home**

51 - 5/26/95 in 2-1 win vs. Pit.

**On Road**

70 - 4/27/94 in 1-0-4 OT loss @ Buf.

**MOST SHOTS OPPONENT**

50 - 5/19/94 in 3-2 OT loss vs. NYR

4/27/94 in 1-0-4 OT loss @ Buf.

**At Home**

50 - 5/19/94 in 3-2 OT loss vs. NYR

**On Road**

50 - 4/27/94 in 1-0-4 OT loss @ Buf.

**MOST SHOTS BOTH TEAMS**

120 - 4/27/94 in 1-0-4 OT loss @ Buf. (NJ 70, Buf. 50)

**At Home**

89 - 6/8/00 in 1-0-3 OT loss vs. Dal. (NJ 48, Dal. 41)

**On Road**

120 - 4/27/94 in 1-0-4 OT loss @ Buf. (NJ 70, Buf. 50)

**FEWEST SHOTS**

10 - 4/9/90 in 2-1 win @ Wsh.

**At Home**

14 - 4/20/07 in 3-0 win vs. TB

**On Road**

10 - 4/9/90 in 2-1 win @ Wsh.

**FEWEST SHOTS OPPONENT**

6 - 5/8/00 in 3-0 win vs. Tor.

**At Home**

6 - 5/8/00 in 3-0 win vs. Tor.

**On Road**

15 - 4/22/01 in 5-1 win @ Car.

**FEWEST SHOTS BOTH TEAMS**

31 - 4/9/90 in 2-1 win @ Wsh. (Wsh. 21, NJ 10)

**At Home**

33 - 5/8/00 in 3-0 win vs. Tor. (NJ 27, Tor. 6)

5/4/99 in 4-2 loss vs. Pit. (NJ 20, Pit. 13)

**On Road**

31 - 4/9/90 in 2-1 win @ Wsh. (Wsh. 21, NJ 10)

**PERIOD****GOALS****MOST GOALS SCORED**

5 - 4/22/88 in 2nd per. of 10-4 win vs. Wsh.

**At Home**

5 - 4/22/88 in 2nd per. of 10-4 win vs. Wsh.

**On Road**

4 - 5/1/12 in 3rd per. of 4-1 win @ Phi.

**MOST GOALS SCORED OPPONENT**

5 - 5/6/88 in 2nd per. of 6-1 loss vs. Bos.

**At Home**

5 - 5/6/88 in 2nd per. of 6-1 loss vs. Bos.

**On Road**

4 - 4/20/93 in 2nd per. of 7-0 loss @ Pit.

**MOST GOALS BOTH TEAMS**

8 - 4/22/88 in 2nd per. of 10-4 win vs. Wsh. (NJ 5,

Wsh. 3)

**At Home**

8 - 4/22/88 in 2nd per. of 10-4 win vs. Wsh. (NJ 5,

Wsh. 3)

**On Road**

6 - 4/27/92 in 3rd per. of 8-5 loss @ NYR (NJ 3,

NYR 3)

**FASTEST GOALS****FASTEST GOAL START OF GAME**

0:14 - Kirk Muller, 4/30/88, in 3-2 win @ Wsh.

**At Home**

0:18 - Petr Sykora, 5/8/00, in 3-0 win vs. Tor.

Claudé Loiselle, 4/28/88, in 7-2 loss vs. Wsh.

**On Road**

0:14 - Kirk Muller, 4/30/88, in 3-2 win @ Wsh.

**FASTEST GOAL AGAINST START OF GAME**

0:23 - Stephen Weiss, 4/15/12, in 4-2 loss @ Fla.

**At Home**

0:42 - Petr Sykora, 6/5/03, in 6-3 win vs. Ana.

**On Road**

0:23 - Stephen Weiss, 4/15/12, in 4-2 loss @ Fla.

**FASTEST GOAL START OF PERIOD**

0:14 - Kirk Muller, 4/30/88, in 1st per. of 3-2 win @ Wsh.

**At Home**

0:15 - Jamie Langenbrunner, 4/11/03, in 3rd per. of 4-2 win vs. Bos.

**On Road**

0:14 - Kirk Muller, 4/30/88, in 1st per. of 3-2 win @ Wsh.

**FASTEST GOAL AGAINST START OF PERIOD**

0:13 - Martin Straka, 4/25/99, in 3rd per. of 4-2 loss @ Pit.

**At Home**

0:27 - Mike Ridley, 4/13/90, in 3rd per. of 4-3 loss vs. Wsh.

(franchise record)

0:23 - Mel Bridgman, 4/11/78, in 4th per. of 3-2 OT loss vs. Phi. @ Col.

**On Road**

0:13 - Martin Straka, 4/25/99, in 3rd per. of 4-2 loss @ Pit.

**ASSISTS**

**MOST ASSISTS**

8 - 5/9/01 in 2nd per. of 5-1 win vs. Tor.

**At Home**

8 - 5/9/01 in 2nd per. of 5-1 win vs. Tor.

**On Road**

6 - Accomplished nine times, most recently 6/6/12 in 3rd per. of 3-1 win @ LA

**MOST ASSISTS OPPONENT**

8 - 4/20/93 in 2nd per. of 7-0 loss @ Pit.

5/6/88 in 2nd per. of 6-1 loss vs. Bos.

**At Home**

8 - 5/6/88 in 2nd per. of 6-1 loss vs. Bos.

**On Road**

8 - 4/20/93 in 2nd per. of 7-0 loss @ Pit.

**MOST ASSISTS BOTH TEAMS**

11 - 4/27/92 in 3rd per. of 8-5 loss @ NYR (NJ 6, NYR 5)

**At Home**

10 - 5/6/88 in 2nd per. of 6-1 loss vs. Bos. (Bos. 8, NJ 2)

**On Road**

11 - 4/27/92 in 3rd per. of 8-5 loss @ NYR (NJ 6, NYR 5)

**POINTS**

**MOST POINTS**

12 - 5/9/01 in 2nd per. of 5-1 win vs. Tor. (4g-8a)

**At Home**

12 - 5/9/01 in 2nd per. of 5-1 win vs. Tor. (4g-8a)

**On Road**

10 - 5/1/12 in 3rd per. of 4-1 win @ Phi. (4g-6a)

**MOST POINTS OPPONENT**

13 - 5/6/88 in 2nd per. of 6-1 loss vs. Bos. (5g-8a)

**At Home**

13 - 5/6/88 in 2nd per. of 6-1 loss vs. Bos. (5g-8a)

**On Road**

12 - 4/20/93 in 2nd per. of 7-0 loss @ Pit. (4g-8a)

**MOST POINTS BOTH TEAMS**

17 - 4/27/92 in 3rd per. of 8-5 loss @ NYR (NJ 3-6-9, NYR 3-5-8)

4/22/88 in 2nd per. of 10-4 win vs. Wsh. (NJ 5-6-11, Wsh. 3-3-6)

**At Home**

17 - 4/22/88 in 2nd per. of 10-4 win vs. Wsh. (NJ 5-6-11, Wsh. 3-3-6)

**On Road**

17 - 4/27/92 in 3rd per. of 8-5 loss @ NYR (NJ 3-6-9, NYR 3-5-8)

**PENALTY MINUTES**

**MOST PENALTY MINUTES**

75 - 5/8/97 in 3rd per. of 3-0 loss @ NYR

**At Home**

60 - 4/22/88 in 3rd per. of 10-4 win vs. Wsh.

**On Road**

75 - 5/8/97 in 3rd per. of 3-0 loss @ NYR

**MOST PENALTY MINUTES OPPONENT**

79 - 4/29/92 in 3rd per. of 5-3 win vs. NYR

**At Home**

79 - 4/29/92 in 3rd per. of 5-3 win vs. NYR

**On Road**

54 - 4/17/01 in 3rd per. of 4-0 win @ Car. 4/20/88 in 2nd per. of 5-2 win @ Wsh.

**MOST PENALTY MINUTES BOTH TEAMS**

137 - 4/22/88 in 3rd per. of 10-4 win vs. Wsh. (Wsh. 77, NJ 60)

**At Home**

137 - 4/22/88 in 3rd per. of 10-4 win vs. Wsh. (Wsh. 77, NJ 60)

**On Road**

125 - 5/8/97 in 3rd per. of 3-0 loss @ NYR (NJ 75, NYR 50)

**SHOTS**

**MOST SHOTS**

26 - 4/13/12 in 1st per. of 3-2 win @ Fla.

**At Home**

20 - 5/11/97 in 2nd per. of 2-1 OT loss vs. NYR

**On Road**

26 - 4/13/12 in 1st per. of 3-2 win @ Fla.

**MOST SHOTS OPPONENT**

22 - 4/21/09 in 2nd per. of 4-3 loss @ Car.

**At Home**

20 - 5/6/88 in 2nd per. of 6-1 loss vs. Bos.

**On Road**

22 - 4/21/09 in 2nd per. of 4-3 loss @ Car.

**MOST SHOTS BOTH TEAMS**

35 - 4/13/12 in 1st per. of 3-2 win @ Fla. (NJ 26, Fla. 9)

**At Home**

34 - 4/23/09 in 2nd per. of 1-0 win vs. Car. (Car. 19, NJ 15)

**On Road**

35 - 4/13/12 in 1st per. of 3-2 win @ Fla. (NJ 26, Fla. 9)

**FEWEST SHOTS**

1 - 5/9/94 in 3rd per. of 2-0 win vs. Bos.

**At Home**

1 - 5/9/94 in 3rd per. of 2-0 win vs. Bos.

**On Road**

2 - 5/29/01 in 3rd per. of 2-1 win @ Col. 4/23/94 in 1st per. of 5-3 loss @ Buf.

**FEWEST SHOTS OPPONENT**

1 - Accomplished six times, most recently 4/26/01 in 3rd per. of 2-0 loss vs. Tor.

**At Home**

1 - Accomplished four times, most recently 4/26/01 in 3rd per. of 2-0 loss vs. Tor.

**On Road**

1 - 6/10/00 in 4th per. of 2-1 2 OT win @ Dal. 4/18/00 in 2nd per. of 2-1 win @ Fla.

**CURRENT CONSECUTIVE YEARS IN THE PLAYOFFS**

Detroit.....	25	Minnesota.....	4	Florida.....	1
Pittsburgh.....	10	Tampa Bay.....	3	Los Angeles.....	1
Chicago.....	8	Nashville.....	2	Philadelphia.....	1
NY Rangers.....	6	NY Islanders.....	2	San Jose.....	1
St. Louis.....	5	Washington.....	2		
Anaheim.....	4	Dallas.....	1		

# ***NEW JERSEY DEVILS***

## **WHILE AT PRUDENTIAL CENTER**



### **SPORTS & THE ARTS**

Prudential Center includes original abstract, contemporary and figurative paintings created by the renowned artists of Los Angeles, CA-based Sports & the Arts, and have been selected from across the United States and Canada.

The 200-foot wide by 30-foot high free-form mural on the west side of Prudential Center's Grand Concourse was created on site by artist Tom Mosser, and depicts local points of interest, architecture and teams. The mural is titled "Impressionistic Realism," and features artwork that captures the essence of New Jersey's sports and entertainment history.

From left to right are: Cape May, former Devils' defenseman Ken Daneyko, Tony Meola, High Point, Atlantic City Carousel, Terry Dehere, Althea Gibson, Barnegat Light House, goaltender Martin Brodeur, Prudential Building, National Newark Building, Richie Regan, boxing, New Jersey State Capitol dome, former defenseman Scott Stevens, Steel Pier and a figure skater.

### **BARNABAS HEALTH HOCKEY HOUSE AT PRUDENTIAL CENTER**

On March 16, 2016 the New Jersey Devils announced Barnabas Health as Official Health Care Partner of the hockey team and sports and entertainment arena. The announcement also included the unveiling of a new name and logo for Prudential Center's practice facility, now called the Barnabas Health Hockey House.

The agreement launched the Devils and Prudential Center's Marquee Partnership program, naming Barnabas Health as a member. The new platform will align the most powerful brands in Jersey committed to unifying and inspiring the lives of the families, neighbors and communities throughout the state.

### **CHAMPIONSHIP PLAZA**

Prudential Center's Championship Plaza is an outdoor area celebrating the rich 34-year history and tradition of the New Jersey Devils. Located across from PNC Bank Tower on Mulberry Street between Edison Place and Market Street in Newark, it has become the gathering place for Devils' fans before and after each game.

The centerpiece of Championship Plaza is an in-ground, 60-foot in diameter Devils' logo. Constructed of granite, the logo is surrounded by pieces of stone commemorating each of the team's three Stanley Cup Championships. A 22-foot tall, 7,000-pound, stainless steel hockey player statue, sculpted by New Jersey native Jon Krawczyk, graces the north end of the plaza on Market Street. Championship Plaza also include bricks recognizing the team's 1987-88 Patrick Division Playoff Championship, five Eastern Conference Championships and nine Atlantic Division titles.

Centered along Mulberry Street is a solid granite, custom-sculpted Prudential Rock. Prudential Financial's well-known brand symbol was inspired by the Rock of Gibraltar, and represents the company's strength, stability and financial security. Prudential has been part of the Newark community since its founding in 1875.

**CAREER****MOST SEASONS**

16 - Martin Brodeur

**MOST GAMES PLAYED**

205 - Martin Brodeur

**MOST GOALS**

45 - Patrik Elias

**By Defenseman**

17 - Brian Rafalski, Scott Niedermayer,

Scott Stevens

**MOST ASSISTS**

80 - Patrik Elias

**By Defenseman**

47 - Scott Niedermayer

**MOST POINTS**

125 - Patrik Elias (45g-80a)

**By Defenseman**

64 - Scott Niedermayer (17g-47a)

**MOST POINTS AT HOME**

71 - Patrik Elias (18g-53a)

**By Defenseman**

37 - Scott Stevens (9g-28a)

**MOST POINTS ON ROAD**

54 - Patrik Elias (27g-27a)

**By Defenseman**

37 - Scott Niedermayer (11g-26a)

**MOST SHOTS**

444 - Patrik Elias

**By Defenseman**

295 - Scott Stevens

**MOST PENALTY MINUTES**

296 - Ken Daneyko

**By Defenseman**

296 - Ken Daneyko

**MOST POWER PLAY GOALS**

21 - Patrik Elias

**MOST POWER PLAY POINTS**

52 - Patrik Elias (21g-31a)

**MOST SHORTHANDED GOALS**

4 - Brian Rolston, John Madden

**MOST GAME-WINNING GOALS**

6 - Accomplished five times, most

recently Jamie Langenbrunner

**MOST HAT TRICKS**

1 - Accomplished five times, most recently John Madden

**HIGHEST PLUS/MINUS**

33 - Scott Stevens

**By Defenseman**

33 - Scott Stevens

**GOALTENDING****MOST GAMES PLAYED**

205 - Martin Brodeur

**MOST MINUTES PLAYED**

12719 - Martin Brodeur

**MOST VICTORIES**

113 - Martin Brodeur

**MOST DEFEATS**

91 - Martin Brodeur

**BEST GAA (2 seasons)**

2.02 - Martin Brodeur

**MOST SHUTOUTS**

24 - Martin Brodeur

**MOST PENALTY MINUTES**

38 - Martin Brodeur

**SEASON****MOST GOALS**

13 - Claude Lemieux: 1994-95

**By Defenseman**

7 - Brian Rafalski: 2000-01

**By Rookie**

5 - Adam Henrique: 2011-12

Doug Brown: 1987-88

**MOST ASSISTS**

16 - Scott Niedermayer: 2002-03

**By Defenseman**

16 - Scott Niedermayer: 2002-03

**By Rookie**

8 - Adam Henrique: 2011-12

**MOST POINTS**

23 - Patrik Elias (9g-14a): 2000-01

**By Defenseman**

18 - Scott Niedermayer (2g-16a): 2002-03

Brian Rafalski (7g-11a): 2000-01

**By Rookie**

13 - Adam Henrique (5g-8a): 2011-12

**MOST POINTS AT HOME**

18 - Patrik Sundstrom (6g-12a): 1987-88

**By Defenseman**

14 - Scott Niedermayer (1g-13a): 2002-03

**By Rookie**

5 - Scott Gomez (3g-2a): 1999-00

John Madden (1g-4a): 1999-00

**MOST POINTS ON ROAD**

15 - Aaron Broten (5g-10a): 1987-88

**By Defenseman**

13 - Brian Rafalski (6g-7a): 2000-01

**By Rookie**

10 - Adam Henrique (4g-6a): 2011-12

**MOST SHOTS**

87 - Zach Parise: 2011-12

**By Defenseman**

56 - Scott Stevens: 1993-94

**MOST PENALTY MINUTES**

113 - Perry Anderson: 1987-88

**By Defenseman**

83 - Ken Daneyko: 1987-88

**MOST POWER PLAY GOALS**

5 - Ilya Kovalchuk: 2011-12

Jason Arnott: 2000-01

Mark Johnson: 1987-88

**MOST POWER PLAY POINTS**

11 - Mark Johnson: 1987-88

**MOST SHORTHANDED GOALS**

2 - Accomplished five times, most recently John

Madden: 2005-06

**MOST GAME-WINNING GOALS**

4 - Jeff Friesen, Jamie Langenbrunner: 2002-03

Neal Broten: 1994-95

**MOST HAT TRICKS**

1 - Accomplished five times, most recently John

Madden: 2005-06

**HIGHEST PLUS/MINUS**

15 - Petr Sykora: 2000-01

**By Defenseman**

14 - Scott Stevens: 2002-03

**GOALTENDING****MOST GAMES PLAYED**

25 - Martin Brodeur: 2000-01

**MOST MINUTES PLAYED**

1505 - Martin Brodeur: 2000-01

**MOST VICTORIES**

16 - Martin Brodeur: 2002-03, 1999-00, 1994-95

**MOST DEFEATS**

10 - Martin Brodeur: 2000-01

**BEST GOALS-AGAINST AVERAGE (8 GPI)**

1.61 - Martin Brodeur: 1999-00

**MOST SHUTOUTS**

7 - Martin Brodeur: 2002-03

**MOST PENALTY MINUTES**

14 - Sean Burke: 1987-88

**FOUR-GAME SERIES****MOST GOALS**

5 - Patrik Elias: ECQF vs. NYR, 2005-06

**By Defenseman**

2 - Scott Niedermayer, Scott Stevens: ECQF vs. Fla., 1999-00

**By Rookie**

1 - Accomplished four times, most recently Zach Parise: ECQF vs. NYR, 2005-06

**MOST ASSISTS**

6 - Patrik Elias, Jamie Langenbrunner: ECQF vs. NYR, 2005-06

**By Defenseman**

3 - Paul Martin, Brian Rafalski: ECQF vs. NYR, 2005-06

Scott Niedermayer: SCF vs. Det., 1994-95

**By Rookie**

2 - John Madden: ECQF vs. Fla., 1999-00

**MOST POINTS**

11 - Patrik Elias (5g-6a): ECQF vs. NYR, 2005-06

**By Defenseman**

4 - Brian Rafalski (1g-3a): ECQF vs. NYR, 2005-06

Scott Stevens (1g-3a): ECQF vs. Fla., 1999-00

Scott Niedermayer (2g-2a): SCF vs. Det., 1994-95

**By Rookie**

3 - Brian Rafalski (1g-2a): ECQF vs. Fla., 1999-00

**MOST POINTS AT HOME**

6 - Patrik Elias (2g-4a): ECQF vs. NYR, 2005-06



**By Defenseman**

- 3 - Scott Stevens (2g-1a): ECQF vs. Fla., 1999-00
- Bruce Driver (1g-2a): SCF vs. Det., 1994-95

**By Rookie**

- 2 - Sergei Brylin (1g-1a): SCF vs. Det., 1994-95
- John Madden (2a): ECQF vs. Fla., 1999-00

**MOST POINTS ON ROAD**

- 5 - Patrik Elias (3g-2a): ECQF vs. NYR, 2005-06

**By Defenseman**

- 3 - Brian Rafalski (1g-2a): ECQF vs. Fla., 1999-00
- Scott Niedermayer (1g-2a): SCF vs. Det., 1994-95

**By Rookie**

- 3 - Brian Rafalski (1g-2a): ECQF vs. Fla., 1999-00

**MOST SHOTS**

- 18 - Scott Gomez, John Madden: ECQF vs. NYR, 2005-06
- Claude Lemieux: ECQF vs. Fla., 1999-00

**By Defenseman**

- 11 - Scott Niedermayer: ECQF vs. Fla., 1999-00

**MOST PENALTY MINUTES**

- 14 - Claude Lemieux: ECQF vs. Fla., 1999-00

**By Defenseman**

- 6 - Ken Daneyko: SCF vs. Det., 1994-95

**MOST POWER PLAY GOALS**

- 3 - Patrik Elias: ECQF vs. NYR, 2005-06

**MOST POWER PLAY POINTS**

- 6 - Patrik Elias (2g-4a): ECQF vs. Car., 2001-02

**MOST SHORTHANDED GOALS**

- 2 - John Madden: ECQF vs. NYR, 2005-06

**MOST GAME-WINNING GOALS**

- 2 - Brian Gionta: ECQF vs. NYR, 2005-06
- Neal Broten: SCF vs. Det., 1994-95

**MOST HAT TRICKS**

- 1 - John Madden: ECQF vs. NYR, 2005-06

**HIGHEST PLUS/MINUS**

- 6 - Paul Martin: ECQF vs. NYR, 2005-06

**By Defenseman**

- 6 - Paul Martin: ECQF vs. NYR, 2005-06

**GOALTENDING****MOST GAMES PLAYED**

- 4 - Martin Brodeur: ECQF vs. NYR, 2005-06
- Martin Brodeur: ECQF vs. Fla., 1999-00
- Martin Brodeur: SCF vs. Det., 1994-95

**MOST MINUTES PLAYED**

- 240 - Martin Brodeur: ECQF vs. Fla., 1999-00
- Martin Brodeur: SCF vs. Det., 1994-95

**MOST VICTORIES**

- 4 - Martin Brodeur: ECQF vs. NYR, 2005-06
- Martin Brodeur: ECQF vs. Fla., 1999-00
- Martin Brodeur: SCF vs. Det., 1994-95

**MOST DEFEATS**

n/a

**BEST GOALS-AGAINST AVERAGE (4 GPI)**

- 1.00 - Martin Brodeur: ECQF vs. NYR, 2005-06

**MOST SHUTOUTS**

- 1 - Martin Brodeur: ECQF vs. NYR, 2005-06

**MOST PENALTY MINUTES**

- 2 - Martin Brodeur: SCF vs. Det., 1994-95

**FIVE-GAME SERIES****MOST GOALS**

- 6 - Claude Lemieux: ECSF vs. Pit., 1994-95

**By Defenseman**

- 3 - Brian Rafalski: ECF vs. Pit., 2000-01

**By Rookie**

- 2 - Patrik Elias: ECQF vs. Mtl., 1996-97

**MOST ASSISTS**

- 6 - Accomplished four times, most recently Scott Gomez: ECQF vs. Phi., 2003-04

**By Defenseman**

- 5 - Brian Rafalski: ECSF vs. Car., 2005-06
- Brian Rafalski: ECF vs. Pit., 2000-01
- Shawn Chambers: ECQF vs. Mtl., 1996-97

**By Rookie**

- 4 - Adam Henrique: ECSF vs. Phi., 2011-12

**MOST POINTS**

- 8 - Accomplished four times, most recently John Madden (2g-6a): ECQF vs. Bos., 2002-03

**By Defenseman**

- 8 - Brian Rafalski (3g-5a): ECF vs. Pit., 2000-01

**By Rookie**

- 4 - Adam Henrique (4a): ECSF vs. Phi., 2011-12
- Patrik Elias (2g-2a): ECQF vs. Mtl., 1996-97

**MOST POINTS AT HOME**

- 7 - Jamie Langenbrunner (5g-2a): ECQF vs. Bos., 2002-03

**By Defenseman**

- 4 - Marek Zidlicky (1g-3a): ECSF vs. Phi., 2011-12
- Scott Niedermayer (1g-3a): ECSF vs. TB, 2002-03

**By Rookie**

- 2 - Paul Martin (1g-1a): ECQF vs. Phi., 2003-04

**MOST POINTS ON ROAD**

- 7 - Stephane Richer (2g-5a): ECQF vs. Bos., 1994-95

**By Defenseman**

- 5 - Brian Rafalski (3g-2a): ECF vs. Pit., 2000-01

**By Rookie**

- 4 - Patrik Elias (2g-2a): ECQF vs. Mtl., 1996-97

**MOST SHOTS**

- 26 - Brian Rolston: ECQF vs. Mtl., 1996-97
- Scott Stevens: ECSF vs. Pit., 1994-95

**By Defenseman**

- 26 - Scott Stevens: ECSF vs. Pit., 1994-95

**MOST PENALTY MINUTES**

- 29 - Reid Simpson: ECSF vs. NYR, 1996-97

**By Defenseman**

- 20 - Ken Daneyko: ECQF vs. Mtl., 1996-97

**MOST POWER PLAY GOALS**

- 3 - Patrik Elias: ECQF vs. NYR, 2007-08

**MOST POWER PLAY POINTS**

- 5 - Shawn Chambers (1g-4a): ECQF vs. Mtl., 1996-97

**MOST SHORTHANDED GOALS**

- 2 - Brian Rolston: ECQF vs. Mtl., 1996-97

**MOST GAME-WINNING GOALS**

- 2 - Accomplished four times, most recently David Clarkson: ECSF vs. Phi., 2011-12

**MOST HAT TRICKS**

- 1 - Valeri Zelepukin: ECQF vs. Mtl., 1996-97

**HIGHEST PLUS/MINUS**

- 7 - Neal Broten: ECSF vs. Pit., 1994-95

**By Defenseman**

- 6 - Colin White: ECF vs. Pit., 2000-01
- Shawn Chambers: ECSF vs. Pit., 1994-95

**GOALTENDING****MOST GAMES PLAYED**

- 5 - Accomplished 13 times, most recently Martin Brodeur: ECSF vs. Phi., 2011-12

**MOST MINUTES PLAYED**

- 352 - Martin Brodeur: ECSF vs. TB, 2002-03

**MOST VICTORIES**

- 4 - Accomplished seven times, most recently Martin Brodeur: ECSF vs. Phi., 2011-12

**MOST DEFEATS**

- 4 - Accomplished six times, most recently Martin Brodeur: ECQF vs. Phi., 2009-10

**BEST GOALS-AGAINST AVERAGE (4 GPI)**

- 0.97 - Martin Brodeur: ECQF vs. Bos., 1994-95

**MOST SHUTOUTS**

- 3 - Martin Brodeur: ECQF vs. Bos., 1994-95

**MOST PENALTY MINUTES**

- 4 - Martin Brodeur: ECSF vs. Ott., 2006-07

## SIX-GAME SERIES

## MOST GOALS

6 - Zach Parise: ECQF vs. TB, 2006-07

## By Defenseman

3 - Brian Rafalski: ECQF vs. Car., 2001-02  
Bruce Driver: PDSF vs. NYI, 1987-88

## By Rookie

2 - Accomplished six times, most recently Adam Henrique: SCF vs. LA, 2011-12

## MOST ASSISTS

7 - Scott Gomez: ECQF vs. TB, 2006-07  
John MacLean: PDSF vs. NYI, 1987-88

## By Defenseman

5 - Brian Rafalski: ECQF vs. TB, 2006-07  
Bruce Driver: PDSF vs. Wsh., 1989-90

## By Rookie

3 - Accomplished six times, most recently Adam Henrique: ECF vs. NYR, 2011-12

## MOST POINTS

11 - John MacLean (4g-7a): PDSF vs. NYI, 1987-88

## By Defenseman

7 - Brian Rafalski (2g-5a): ECQF vs. TB, 2006-07

## By Rookie

5 - Scott Gomez (2g-3a): ECSF vs. Tor., 1999-00

## MOST POINTS AT HOME

8 - John MacLean (2g-6a): PDSF vs. NYI, 1987-88

## By Defenseman

4 - Brian Rafalski (1g-3a): ECQF vs. TB, 2006-07  
Bruce Driver (1g-3a): PDSF vs. Wsh., 1989-90

## By Rookie

4 - Brian Gionta (2g-2a): ECQF vs. Car., 2001-02

## MOST POINTS ON ROAD

5 - John MacLean (2g-3a): ECSF vs. Bos., 1993-94

## By Defenseman

3 - Accomplished six times, most recently Bryce Salvador (3a): ECF vs. NYR, 2011-12

## By Rookie

3 - Travis Zajac (0g-3a): ECQF vs. TB, 2006-07  
Brian Rafalski (1g-2a): SCF vs. Dal., 2000-01

## MOST SHOTS

29 - Zach Parise: ECQF vs. TB, 2006-07

## By Defenseman

21 - Scott Stevens: ECSF vs. Bos., 1993-94

## MOST PENALTY MINUTES

48 - Perry Anderson: PDSF vs. NYI, 1987-88

## By Defenseman

30 - Jim Korn: PDSF vs. NYI, 1987-88

## MOST POWER PLAY GOALS

3 - Brian Rafalski: ECQF vs. Car., 2001-02  
Bruce Driver: PDSF vs. NYI, 1987-88

## MOST POWER PLAY POINTS

6 - Patrik Elias (2g-4a): ECQF vs. Car., 2001-02

## MOST SHORTHANDED GOALS

1 - Accomplished nine times, most recently Petr Sykora: ECQF vs. Car., 2000-01

## MOST GAME-WINNING GOALS

2 - Brian Gionta: ECQF vs. Car., 2001-02  
Bobby Holik: ECQF vs. Pit., 2000-01

## MOST HAT TRICKS

n/a

## HIGHEST PLUS/MINUS

7 - Sergei Brylin, Alexander Mogilny: ECQF vs. Car., 2000-01

## By Defenseman

6 - Scott Niedermayer, Scott Stevens: ECQF vs. Car., 2000-01

## GOALTENDING

## MOST GAMES PLAYED

6 - Accomplished nine times, most recently Martin Brodeur: SCF vs. LA, 2011-12

## MOST MINUTES PLAYED

434 - Martin Brodeur: SCF vs. Dal., 1999-00

## MOST VICTORIES

4 - Accomplished six times, most recently Martin Brodeur: ECF vs. NYR, 2011-12

## MOST DEFEATS

4 - Martin Brodeur: SCF vs. LA, 2011-12  
Martin Brodeur: ECQF vs. Car., 2001-02  
Martin Brodeur: ECQF vs. Ott., 1997-98

## BEST GOALS-AGAINST AVERAGE (4 GPI)

1.24 - Martin Brodeur: SCF vs. Dal., 1999-00

## MOST SHUTOUTS

2 - Martin Brodeur: ECQF vs. Car., 2001-02  
Martin Brodeur: ECSF vs. Tor., 1999-00

## MOST PENALTY MINUTES

6 - Martin Brodeur: ECSF vs. Tor., 1999-00

## SEVEN-GAME SERIES

## MOST GOALS

5 - Jeff Friesen: SCF vs. Ana., 2002-03  
John MacLean: PDSF vs. Pit., 1990-91

## By Defenseman

3 - Brian Rafalski: ECSF vs. Tor., 2000-01

## By Rookie

3 - Bill Guerin, Kevin Todd: PDSF vs. NYR, 1991-92

## MOST ASSISTS

7 - Bobby Holik: ECQF vs. Pit., 1998-99  
Peter Stastny: PDSF vs. NYR, 1991-92  
John MacLean: PDSF vs. NYI, 1987-88

## By Defenseman

5 - Scott Niedermayer: SCF vs. Ana., 2002-03  
Scott Niedermayer: ECF vs. Ott., 2002-03  
Scott Stevens: ECQF vs. Buf., 1993-94

## By Rookie

4 - Jon Morris: PDSF vs. Pit., 1990-91

## MOST POINTS

10 - Peter Stastny (3g-7a): PDSF vs. NYR, 1991-92  
Patrik Sundstrom (4g-6a): PDF vs. Wsh., 1987-88

## By Defenseman

6 - Scott Stevens (1g-5a): ECQF vs. Buf., 1993-94

## By Rookie

5 - Kevin Todd (3g-2a): PDSF vs. NYR, 1991-92

## MOST POINTS AT HOME

9 - Patrik Sundstrom (3g-6a): PDF vs. Wsh., 1987-88

## By Defenseman

5 - Scott Niedermayer (5a): SCF vs. Ana., 2002-03

## By Rookie

4 - Mike Rupp (1g-3a): SCF vs. Ana., 2002-03

## MOST POINTS ON ROAD

7 - Peter Stastny (1g-6a): PDSF vs. NYR, 1991-92

## By Defenseman

5 - Tom Kurvers (2g-3a): WCF vs. Bos., 1987-88

## By Rookie

3 - Adam Henrique (2g-1a): ECQF vs. Fla., 2011-12  
Bill Guerin (3g): PDSF vs. NYR, 1991-92

## MOST SHOTS

33 - Claude Lemieux: PDSF vs. NYR, 1991-92

## By Defenseman

23 - Bruce Driver: PDSF vs. NYR, 1991-92

## MOST PENALTY MINUTES

38 - Perry Anderson: WCF vs. Bos., 1987-88  
Dave Maley: PDF vs. Wsh., 1987-88

## By Defenseman

33 - Ken Daneyko: ECQF vs. Buf., 1993-94

## MOST POWER PLAY GOALS

3 - Mark Johnson: PDF vs. Wsh., 1987-88

## MOST POWER PLAY POINTS

5 - Brendan Shanahan (2g-3a): PDSF vs. Pit., 1990-91  
Mark Johnson (3g-2a): PDF vs. Wsh., 1987-88

**MOST SHORTHANDED GOALS**

- 1 - Accomplished seven times, most recently  
John Madden: ECF vs. Ott., 2002-03

**MOST GAME-WINNING GOALS**

- 3 - Jeff Friesen: ECF vs. Ott., 2002-03

**MOST HAT TRICKS**

- 1 - Mark Johnson (4): PDF vs. Wsh., 1987-88  
Patrik Sundstrom: PDF vs. Wsh., 1987-88  
Aaron Broten: PDF vs. Wsh., 1987-88

**HIGHEST PLUS/MINUS**

- 8 - Scott Niedermayer: SCF vs. Ana., 2002-03

**By Defenseman**

- 8 - Scott Niedermayer: SCF vs. Ana., 2002-03

**GOALTENDING****MOST GAMES PLAYED**

- 7 - Accomplished 12 times, most recently Martin  
Brodeur: ECQF vs. Fla., 2011-12

**MOST MINUTES PLAYED**

- 498 - Martin Brodeur: ECF vs. NYR, 1993-94

**MOST VICTORIES**

- 4 - Accomplished six times, most recently Martin  
Brodeur: ECQF vs. Fla., 2011-12

**MOST DEFEATS**

- 4 - Accomplished five times, most recently Martin  
Brodeur: ECQF vs. Car., 2008-09

**BEST GOALS-AGAINST AVERAGE (4 GPI)**

- 1.61 - Martin Brodeur: ECQF vs. Buf., 1994-95

**MOST SHUTOUTS**

- 3 - Martin Brodeur: SCF vs. Ana., 2002-03

**MOST PENALTY MINUTES**

- 8 - Sean Burke: WCF vs. Bos., 1987-88

**GAME****MOST GOALS**

- 4 - Mark Johnson, 4/22/88 vs. Wsh.

**By Defenseman**

- 2 - Accomplished five times, most recently Brian  
Rafalski, 4/21/02 vs. Car.

**By Rookie**

- 2 - Adam Henrique, 4/26/12 @ Fla.

**MOST ASSISTS**

- 5 - Patrik Sundstrom, 4/22/88 vs. Wsh.

**By Defenseman**

- 4 - Ken Daneyko, 4/22/88 vs. Wsh.

**By Rookie**

- 2 - Accomplished 11 times, most recently Adam  
Henrique, 5/8/12 @ Phi.

**MOST POINTS**

- 8 - Patrik Sundstrom (3g-5a), 4/22/88 vs. Wsh.

**By Defenseman**

- 4 - Ken Daneyko (4a), 4/22/88 vs. Wsh.

**By Rookie**

- 3 - Mike Rupp (1g-2a), 6/9/03 vs. Ana.

**MOST SHOTS**

- 12 - Bobby Holik, 4/24/02 @ Car.

**By Defenseman**

- 8 - Scott Stevens, 5/24/95 vs. Pit.  
Scott Stevens, 5/3/94 vs. Bos.

**HIGHEST PLUS/MINUS**

- 5 - Patrik Sundstrom, 4/22/88 vs. Wsh.

**By Defenseman**

- 3 - Accomplished 22 times, most recently Paul  
Martin, 4/26/06 @ NYR

**MOST PENALTY MINUTES**

- 37 - Jim Korn (min., maj., 2 misc., game), 4/28/88 vs.  
Wsh.

**PERIOD****MOST GOALS**

- 2 - Accomplished 22 times, most recently Zach  
Parise, 5/21/12 vs. NYR (3rd)

**MOST ASSISTS**

- 3 - Alexander Mogilny, 4/28/01 vs. Tor. (2nd)

**MOST POINTS**

- 4 - Alexander Mogilny (1g-3a), 4/28/01 vs. Tor. (2nd)

**DEVILS' PLAYOFF RECORD SCENARIOS**

	Next Game	Series Record
When tied 0-0	20-23 in game 1	25-18
When leading 1-0	10-10 in game 2	15-5
When trailing 1-0	16-7 in game 2	10-13
When leading 2-0	6-4 in game 3	10-0
When trailing 2-0	4-3 in game 3	1-6
When tied 1-1	13-13 in game 3	14-12
When leading 2-1	7-10 in game 4	14-3
When trailing 2-1	10-7 in game 4	5-12
When leading 3-0	3-3 in game 4	6-0
When trailing 3-0	3-0 in game 4	0-3
When leading 3-1	7-3 in game 5	10-0
When trailing 3-1	3-7 in game 5	1-9
When tied 2-2	14-6 in game 5	11-9
When leading 3-2	8-9 in game 6	12-5
When trailing 3-2	5-4 in game 6	3-6
When tied 3-3	7-7 in game 7	7-7
Overall	136-116	25-18

# NEW JERSEY DEVILS

## NEW JERSEY STATE INTERSCHOLASTIC ATHLETIC ASSOCIATION HIGH SCHOOL ICE HOCKEY CHAMPIONSHIPS

### Devils/NJSIAA High School Ice Hockey Championship

1997-98 ..... Seton Hall Prep  
1998-99 ..... Seton Hall Prep  
1999-00 ..... Hudson Catholic  
2000-01 ..... Bergen Catholic  
2001-02 ..... Delbarton School  
2002-03 ..... Bergen Catholic  
2003-04 ..... Seton Hall Prep

### Non-Public Champion

2004-05 ..... Christian Brothers Acad.  
2005-06 ..... Delbarton School  
2006-07 ..... St. Augustine Prep  
2007-08 ..... Delbarton School  
2008-09 ..... Delbarton School  
2009-10 ..... Delbarton School  
2010-11 ..... Delbarton School  
2011-12 ..... Delbarton School  
2012-13 ..... Delbarton School  
2013-14 ..... CBA/Morristown-Bear  
2014-15 ..... Christian Brothers Acad.  
2015-16 ..... Delbarton School

### Public Champion

2004-05 ..... Morris Knolls  
2005-06 ..... Randolph  
2006-07 ..... Randolph

### Public A Champion

2007-08 ..... Ridge  
2008-09 ..... Randolph  
2009-10 ..... Toms River South  
2010-11 ..... Randolph  
2011-12 ..... Randolph  
2012-13 ..... Randolph  
2013-14 ..... Morris Knolls  
2014-15 ..... Randolph  
2015-16 ..... Morristown

### Public B Champion

2007-08 ..... Kinnelon  
2008-09 ..... Ramsey  
2009-10 ..... West Essex  
2010-11 ..... Chatham  
2011-12 ..... Tenafly  
2012-13 ..... Chatham  
2013-14 ..... Morristown  
2014-15 ..... Middletown North  
2015-16 ..... Ramsey

## HIGH SCHOOL PLAYERS OF THE MONTH/YEAR

### Boys' High School Player-of-the-Year

1992-93 Paul Giblin, Bergen Catholic  
1993-94 Greg Toskos, Don Bosco Prep  
1994-95 Mats Carseberg, Lawrenceville School  
1995-96 Dustin DePalma, Christian Bros. Acad.  
1996-97 Harry Schwefel, Lawrenceville School  
1997-98 Zach Hatcher, Seton Hall Prep  
1998-99 Brandon Doria, Seton Hall Prep  
1999-00 Dave Bodson, Bayonne  
2000-01 Matt Radoslovich, Bergen Catholic  
2001-02 Kevin Kiehl, Brick Township  
2002-03 Anthony Randazzo, Bergen Catholic  
2003-04 Terry Robinson, Seton Hall Prep  
2004-05 Ned Crotty, Delbarton School  
2005-06 Mike Cacciotti, Seton Hall Prep  
2006-07 Kevin Healey, St. Augustine Prep  
2007-08 Charles Nerbak, Delbarton School  
2008-09 Alex Velischek, Delbarton School  
2009-10 Jay Malone, Toms River South  
2010-11 Dan Fullam, Randolph  
2011-12 Tommy Muratore, Delbarton School  
2012-13 John Baiocco, Delbarton School  
2013-14 Alex Whelan, Ramsey  
2014-15 Ryan Bogan, Christian Bros. Acad.  
2015-16 Andrew Petrillo, Delbarton School

### Girls' High School Player-of-the-Year

2004-05 Alyse Ruff, Lawrenceville School  
2005-06 Brittany Doyle, Morristown-Bear  
2006-07 Becky Mantell, Lawrenceville School  
2007-08 Megan Winters, Morristown-Bear  
2008-09 Sarah Bayersdorfer, Morristown-Bear  
2009-10 Gabie Figueroa, Lawrenceville School  
2010-11 Alyssa Bufis, Morristown-Bear  
2011-12 Laura Mead, Morristown-Bear  
2012-13 Amanda Drobot, Lawrenceville School  
2013-14 Kendall Cornine, Morristown-Bear  
2014-15 Kendall Cornine, Morristown-Bear  
2015-16 Ally Detre, Morristown-Bear

### 2015-16 Devils Non-Public All-Tournament Team

Goaltender Troy Kobryn, Delbarton School  
Defenseman Ryan Bogan, Christian Brothers Acad.  
Defenseman Andrew Petrillo, Delbarton School  
Forward Anthony Farinacci, Delbarton School  
Forward Tyler Kobryn, Delbarton School  
Forward Danny Farr, Delbarton School

### 2015-16 Devils Public A All-Tournament Team


Goaltender Evan Szary, Morristown  
Defenseman Kyle Beyer, Morristown  
Defenseman Bryan Early, Randolph  
Forward Jakob DeFares, Morristown  
Forward Teddy Dolan, Morristown  
Forward Dan Janson, Randolph

### 2015-16 Devils Public B All-Tournament Team

Goaltender Tyler Harmon, Ramsey  
Defenseman Brandon O'Callahan, Ramsey  
Defenseman Thomas LaMaccia, Glen Rock  
Forward Kyle DeBel, Ramsey  
Forward Garrett Mast, Ramsey  
Forward Khristian Acosta, Middletown North

### 2015-16 Players of the Month

12/15 Anthony Farinacci, Delbarton School  
Zachary Noble, Toms River East  
Blake Brown, The Hun School  
Danny Mullin, Lakeland  
Ondrej Smalec, Montclair  
Kyle Mortensen, Woodbridge  
Chris Mazzella, Don Bosco Prep  
1/16 Matt Brown, Tenafly  
J.P. Brady, Notre Dame  
Jake Crockett, Livingston  
Vanny Charleson, Ridge  
Billy Hefferle, Roxbury  
Evan Hoey, Red Bank Catholic  
2/16 James Stanger, Christian Brothers Acad.  
Matt Rosario, Glen Rock  
Brian Reznikov, Lawrence-Hightstown  
Owen Gleeson, Verona-Glen Ridge  
Thomas Bauer, St. Joseph (Met.)  
Alex Borowiec, Morristown-Bear  
Brendan Ban, Rumson-Fair Haven



*On February 9, 2016, the Devils honored Martin Brodeur by retiring his no. 30 jersey.*

## ALUMNI ASSOCIATION

### MISSION STATEMENT

The Devils Alumni Association was formed with the purpose of bringing together former Devils' players to develop enjoyable civic activities and charitable fundraisers, of participating in worthwhile charity/community service programs, and developing means to help promote amateur hockey.

### SCHOLARSHIPS

Among the association's charitable endeavors, four \$2,500 scholarships are provided annually to deserving high school senior hockey players. The purpose of this program is to assist in their education at the college or university of their choice.

Annually, the scholarships are presented at the NJSIAA scholarship luncheon in Edison, NJ. Winners were nominated by their athletic director or coach and complied with scholarship rules, which included the following criteria: through their most recent grading period, the applicant must have attained a high school cumulative grade-point average of 2.5 (on a 4.0 grading system) or equivalent grade if the student's school uses a different grading system.

Additionally, the applicant must have shown a commitment to volunteer work and community service through continued participation in a variety of projects or community organizations. Community activities should reflect that the applicant is unselfishly "giving back" to society and that the applicant is motivated to serve.

Each winner must be accepted for admission on a full-time matriculating basis to a two- or four-year academic program at an accredited post-secondary educational institution.

This marked the 13th year of the alumni association's scholarship program.

### COMMUNITY APPEARANCES

Throughout the past year, members of the Devils Alumni Association reached out to more than 700,000 people, while attending more than 300 events.

The Devils' community appearances have grown both in number and scope thanks to the efforts of association Director Bruce Driver, as well as alumni representatives Ken Daneyko, Bryce Salvador, Grant Marshall and Colin White.

### PLAYER INVOLVEMENT

#### HOSPITAL VISITS

During the holiday season, members of the Devils visit the pediatric wards of local hospitals, following a practice session at Prudential Center in Newark.

Hospitals included annually are: Hackensack University Medical Center, Hackensack, NJ; Holy Name Medical Center, Teaneck, NJ; Robert Wood Johnson University, New Brunswick, NJ; Morristown Medical Center, Morristown, NJ; Overlook Hospital and Valerie Center, Summit, NJ; Saint Barnabas Medical Center, Livingston, NJ; Saint Joseph's Hospital, Paterson, NJ; and University Hospital, Newark, NJ.

For the second time, more than 30 Devils' prospects participated in a community day during the team's 2016 Development Camp in July. It is part of the organization's belief to teach the younger player about the importance of representing the team and giving back to the community.

### GAME BREAK

In the spring, the team will pick a day after a practice session to go do various events in the community. Historically the club has participated in: seven groups of three-four each to attend community events throughout northern New Jersey.

Historically, events included; *Read Across America*, Public School no. 23, Jersey City, NJ and Robert D. Reynolds School, Upper Saddle River, NJ; *Hockey in Newark*, Ironbound Arena, Newark, NJ; PSE&G Luncheon, Prudential Center, Newark, NJ; Saint Barnabas Medical Center pediatric ward, Livingston, NJ; Randolph High School ice hockey team, Randolph, NJ; and the management of the Ice Vault, Wayne, NJ.

The Devils join schools across the United States each spring in celebrating *Read Across America*. Players, alumni, and broadcasters visit local schools in an effort to promote literacy and education by reading to elementary school children.

As part of the NHL's *Hockey is for Everyone* initiative, *Hockey In Newark* is a non-profit organization committed to offering the game of hockey to Newark youth, regardless of their backgrounds or abilities. Over 200 children have taken part in their programming this year, and over 1,000 since its creation in 2003.

Newark-based PSE&G is one of the largest combined electric and gas companies in the United States and is also New Jersey's oldest and largest publicly owned utility.

Since 1865, Saint Barnabas Medical Center, New Jersey's oldest nonprofit, nonsectarian hospital has worked to exceed the community's highest expectation for compassionate, comprehensive health care.

The 2015 Devils/NJSIAA High School Ice Hockey Championships, presented by *Barnabas Health*, took place Mon., March 7 with three games at Prudential Center, marking the 19th year that the team hosted the state championships. Morristown defeated Randolph, 2-0, in the Public A School Championship; Ramsey defeated Glen Rock, 5-1, in the Public School B Finals; while Delbarton defeated Christian Brothers Academy, 3-1, in the Non-Public School Championship.

Through the Devils' Grassroots Department, the organization has partnered with more than 20 local hockey rinks throughout the metropolitan area. Through this program, the team provides on-ice clinics, roller hockey clinics, in-arena banners, dasherboard signs, mascot appearances, email blasts, alumni appearances and contests.

### HOCKEY FIGHTS CANCER

*Hockey Fights Cancer™* is a charitable initiative founded in December 1998 by the National Hockey League® and National Hockey League Players' Association. It is supported by players, NHL

member clubs, NHL alumni, the NHL Officials' Association, professional hockey athletic trainers and equipment managers, corporate marketing partners, broadcast partners and fans throughout North America. The goal of *HFC* is to raise money and awareness for national and local organizations involved in cancer care and research.

The Devils hosted *Hockey Fights Cancer Night* at Prudential Center on Tue., Oct. 27. Devils' executives, coaches and broadcasters wore *HFC* lavender ties, while *HFC*-themed merchandise was available for sale, including ties, hats, and scarves, to help increase awareness for the program.

To date, *HFC* has raised more than \$15 million via the National Hockey League's United States and Canadian charitable foundations. *HFC* is also a component of *The Biggest Assist Happens Off The Ice®*, the National Hockey League's and National Hockey League Players' Association's social responsibility program that builds on hockey's long-standing tradition of addressing important social issues in North America and around the world. For more information about *Hockey Fights Cancer*, please go to [hockeyfightscancer.com](http://hockeyfightscancer.com).

## GAME NIGHT DRIVES

### DEVILS' SUPPORT

Devils' game night drives are successful for one reason – we receive tremendous support from our fans.

At each of our drives, wives/girlfriends of the Devils' players are on hand to assist in the collections at each of Prudential Center's entrances.

For approximately four weeks prior to the events, each drive is promoted through press releases, the Devils' *Center Ice* game program, MSG Plus, Devils' Sports Radio 66 AM/101.9 FM WFAN broadcasts, as well as scoreboard and public address announcements, to raise the public's awareness of each drive as well as each organization involved.

### FOOD DRIVE

The Devils' Food Drive was held Sat., Nov. 14 in conjunction with the Community FoodBank of New Jersey and Goya. Fans attending that night's game were encouraged to bring unopened cans or boxes of non-perishable food. Requested items included canned fish/meat, powdered milk and infant formula, boxed/canned meals, peanut butter, and canned vegetables/fruits.

The CFB of NJ, a member of *Feeding America*, distributes 43 million pounds of food and groceries annually, helping non-profit groups such as food pantries, shelters, soup kitchens, child care centers and senior programs. The CFB of NJ serves nearly 1,400 organizations in 18 counties throughout the state, picking up donations from more than 250 corporations with its small fleet of trucks. Its staff and volunteers fight hunger and poverty not only through the distribution of food and grocery products, but by education, training, and by creating new programs to meet the needs of low-income people.

For further information, please contact the CFB of NJ at 908-355-3663 or [njfoodbank.org](http://njfoodbank.org).

### TOYS FOR TOTS

The Devils' annual *Toys for Tots* collection took place on Fri., Dec. 11. The team encouraged everyone attending the game to bring new, unwrapped toys for collection.

Representatives from the United States Marine Corps, Picatinny Arsenal, Company G 2/25, based in Dover, NJ, were on hand for the collection.

Following the collection, the toys were distributed to hospitals and orphanages, and to less-fortunate children throughout the surrounding communities.

The 2015 collection marked the 67th year of the Marine Corps involvement with the nationwide *Toys for Tots* program. For more info, please visit [toysfortots.org](http://toysfortots.org).

### COAT DRIVE

The Devils' Coat Drive is held at a selected home game each winter in conjunction with *Jersey Cares*.

Last season's drive took place Tue., Nov. 24. The Devils requested that all fans attending that night's game bring a new or gently-worn coat for donation.

Volunteers from *Jersey Cares* were on hand to collect the coats. The coats were then distributed to more than 200 non-profit agencies in New Jersey, including shelters, orphanages, faith-based programs, and senior citizen centers. *Jersey Cares*, a 18-year-old organization, makes volunteering easy and accessible for people who want to make a difference.

*Jersey Cares* has approximately 5,000 members who provide more than 12,000 hours of service to the community each year.

For further information, please contact *Jersey Cares* at 973-242-0033 or visit their website at [jerseycares.org](http://jerseycares.org).

## NEW JERSEY HOCKEY

### HIGH SCHOOL PLAYERS OF THE MONTH

The Devils continue to honor top student-athletes throughout the state of New Jersey with its High School *Player of the Month/Year* program. Each month from December through February, seven high school hockey players from different conferences are selected as recipients of the award.

Three All-Tournament Teams are selected in March, while overall boys' and girls' High School *Players of the Year* are chosen at the conclusion of the season.

Junior defenseman Andrew Petrillo of Delbarton School was named the boys' *Player of the Year*, while senior forward Ally Detre of Morristown-Bear School was the girls' *Player of the Year*.

Award winners and their guests receive tickets to a Devils' game, a plaque presented by a Devils' player, and dinner, compliments of the Devils. This year marks the 25th season that the Devils will honor high school student-athletes.

**AC Joint:** Acromioclavicular joint, joint of the shoulder where acromion process (tip of the scapula) and the distal end of the clavicle meet; most shoulder separations occur at this point.

**Adhesion:** Abnormal adherence of collagen fibers to surrounding structures during immobilization following trauma or as a complication of surgery which restricts normal elasticity of the structures involved.

**Aerobic:** Exercise in which energy needed is supplied by oxygen inspired; required for sustained periods of hard work and vigorous exercise.

**Anaerobic:** Exercise without the use of oxygen as an energy source; short bursts of vigorous exercise.

**Anterior Cruciate Ligament (ACL):** Ligament of knee attaching the anterior tibial plateau and the posterior medial aspect of femoral condyle. It provides stability in keeping the lower leg from coming forward.

**Anterior Talofibular Ligament:** A ligament of the ankle that connects the fibula (lateral ankle bone) to the talus (dome-like bone of the foot). This is the most common ankle ligament sprain.

**Anti-Inflammatory:** Any agent which prevents inflammation (such as aspirin or ibuprofen).

**Arthroscope:** An instrument used for visualization of the interior of a joint cavity; sometimes referred to as "scope".

**Arthroscopy:** Examination of the internal structures of a joint by means of a surgical viewing apparatus (arthroscope) inserted into the joint.

**Atrophy:** To shrivel or shrink from disuse, as in muscular atrophy.

**Bone scan:** "Radionuclide Imaging," which is useful to demonstrate stress fractures not evident on routine x-rays.

**Brachial Plexus:** Network of nerves originating from the cervical vertebrae and running down into the arms.

**Bursa:** A fluid-filled sac that is located in areas where friction occurs most; its purpose is to minimize any friction in these areas (for example, between a tendon and a bone).

**Cartilage:** Smooth, slippery material covering the (articular) ends of bones allowing contact of the joint surfaces. The substance that degenerates with age or trauma and leads to arthritis.

**CAT Scan:** Use of a computer to produce a cross sectional view of the anatomical part being investigated by x-ray data.

**Cervical Vertebrae:** Group of seven vertebrae located in the neck.

**Charley Horse:** A bruise to the quadriceps resulting from a direct blow to the front of the thigh, characterized by intramuscular bleeding. No other injury should be called a charley horse.

**Chondromalacia:** A roughening of the cartilage surface. Best known for the softening of the underside of the knee cap.

**Clavicle:** Collar bone; the bone connecting the breastbone with the shoulder blade.

**Coccyx:** The "tail bone", a group of four vertebrae that are fused together to form a small triangular bone, located at the terminal end of the spine.

**Concussion:** Jarring injury of the brain resulting in dysfunction. Can be graded as mild, moderate or severe depending on loss of consciousness, amnesia and loss of equilibrium.

**Contusion:** An injury to the muscles and tissues caused by a blow from a blunt object.

**Cryotherapy:** A treatment with the use of cold.

**Deltoid Muscle:** Muscle at the top of the arm, just below the shoulder, responsible for shoulder motions to the front, side, and back.

**Disc, Intervertebral:** A flat, round-like, plate structure between each vertebrae of the spine. The disc consists of a thick fiber ring which surrounds a soft gel-like interior. It functions as a cushion and shock absorber for the spinal column.

**Dislocation:** Complete displacement of the joint surfaces.

**Electrical Galvanic Stimulation (EGS):** An electrical therapeutic modality that sends a current to the body at select voltages and frequencies in order to stimulate pain receptors, disperse edema, or neutralize muscle spasms among other functional applications.

**Epicondylitis:** Inflammation in the elbow due to overuse of either the flexor or extensor muscles attaching to the medial or lateral epicondyle of the humerus.

**Fat Percentage:** The amount of body weight that is adipose, fat tissue. Fat percentage can be calculated by underwater weighing, measuring select skinfold thickness or by analyzing electrical impedance.

**Fibula:** The smaller of the two bones in the lower leg; runs from the knee to the ankle along the outside of the lower leg.

**Fracture:** Breach in the continuity of a bone. Types of fractures include simple, compound, comminuted, greenstick, incomplete, impacted, longitudinal, oblique, stress or transverse.

**Grade One Injury:** A mild injury in which ligament, tendon, or other musculoskeletal tissue may have been stretched or confused, but not torn or otherwise disrupted.

**Grade Two Injury:** A moderate injury when musculoskeletal tissue has been partially, but not totally, torn which causes appreciable limitation in function of the injured tissue.

**Grade Three Injury:** A severe injury in which tissue has been significantly, and in some cases totally, torn or otherwise disrupted causing a virtual total loss of function.

**Groin:** Junction of the thigh and abdomen; location of muscles that rotate, flex and abduct the hip.



**Hamstring:** Muscle running from the buttocks to behind the knee. Often injured as a result of improper conditioning or lack of muscle flexibility. Responsible for flexing the knee joint.

**Hematoma:** A tumor-like mass produced by an accumulation of coagulated blood in a cavity.

**Hip Pointer:** Contusion to the iliac crest and rectus femoris muscle of the quadriceps.

**Hydrotherapy:** Treatment using water.

**Hyperextension:** Extreme extension, or straightening, of a limb or body part.

**Inflammation:** The body's natural response to injury in which the injury site might cause pain and display various degrees of swelling, heat, redness and/or loss of function.

**Internal fixation:** A surgical procedure to repair fractures that are unstable and require the use of screws, plates or internal metal rods.

**Isometric (static) Contraction:** A muscle contraction in which tension is developed but no mechanical work is done. There is no appreciable joint movement and the overall length of the muscle remains the same.

**Lateral Collateral Ligament (LCL):** Ligament of the knee attaching the lateral femoral condyle to the fibula head. It provides lateral stability to the joint.

**Ligament:** Band of fibrous tissue that connects bone to bone or bone to cartilage and supports and strengthens joints.

**Ligament Reconstruction:** Surgical procedure to recreate an irreparable ligament using a tendon or ligament graft from another site or cadaver.

**Lumbar Vertebrae:** Five vertebrae of the lower back that articulate with the sacrum to form the lumbosacral joint.

**Magnetic Resonance Imaging (MRI):** Provides highly detailed pictures of the body's interior, using highly magnetic fields. Does not require radiation and is very useful in the diagnosis of soft tissue, disc and meniscus injuries.

**Medial Collateral Ligament (MCL):** Ligament of the knee attaching the medial femoral condyle to the medial tibia. It provides medial stability to the knee.

**Meniscus:** Crescent shaped soft cartilage usually pertaining to the knee joint that acts as a shock absorber, assists in lubrication and adds joint stability.

**Metacarpals:** Five long bones of the hand, joining the fingers to the wrist.

**Metatarsals:** Five long bones of the foot, running from the ankle to the toes.

**Orthotic:** Any device applied to or around the body in the care of a physical impairment or disability, commonly used to control foot mechanics.

**Patella:** The kneecap. Functions to protect the distal end of the femur as well as increase the mechanical advantage and force generating capacities of the quadriceps muscle group.

**Patella Tendinitis:** Inflammation of the patella tendon; also known as "jumper's knee".

**Posterior Cruciate Ligament (PCL):** Ligament of the knee attaching the posterior tibial plateau to the anterior lateral aspect of the femoral condyle. It provides stability in keeping the lower leg from going backward.

**Quadriceps (Quads):** The four powerful muscles in the front of the thigh, responsible for extending the knee joint.

**Radius:** Forearm bone on the thumb side.

**Rotator Cuff:** Comprised of four muscles in the shoulder area: supraspinatus (most commonly injured), infraspinatus, teres minor and subscapularis. Often irritated by overuse.

**Sacroiliac:** Relating to the juncture of the hip bone and lower part of the spine.

**Sciatic Nerve:** Largest nerve in the body located in the back of the leg which controls most of its function.

**Spondylosis:** Abnormal vertebral fixation or immobility.

**Sprain:** A joint injury. A violent twisting, stretching, pulling or tearing of a ligament.

**Strain:** A muscle injury. The stretching, pulling or twisting of a muscle or tendon.

**Stress Fracture:** A hair-line type of break in a bone caused by overuse.

**Subluxation:** Partial dislocation of a joint. The term usually implies that the joint can return to normal position without formal reduction.

**Temporomandibular Joint (TMJ):** The articulation of the jaw and skull.

**Tendinitis:** Inflammation of the tendon and/or tendon sheath, often caused by chronic overuse and/or sudden injury.

**Tendon:** Fibrous tissue that connects muscles to bone.

**Tibia:** Larger of the two bones of the lower leg and is the weight-bearing bone of the shin.

**Transcutaneous Electrical Nerve Stimulator (TENS):** An electrical modality that sends a mild current through pads at the injury site which stimulates the brain to release the natural analgesic endorphin.

**Triceps:** Muscle of the posterior upper arm, opposite the biceps, that extends the elbow.

**Ulna:** One of two bones in the forearm; extends from point of elbow and is found on the outer (little finger) side.

**Ulna Nerve:** Nerve in the elbow commonly irritated from excessive throwing or repeated trauma.

**Ultrasound:** An electrical modality that transmits a sound wave through an applicator into the skin to the soft tissue in order to heat the local area for relaxing the injured tissue and/or dispersing an edema.

**"Wind Knocked Out":** Syndrome describing a contraction of the abdominal nerve trunk, the solar plexus, as a result of an abdominal contusion.

**ASSIST:** An assist is awarded to the player or players (maximum of two) who touched the puck prior to the goal, provided no defender plays or possesses the puck in between.

**GAME PLAYED:** A player receives credit for playing in a game if: i) he steps on the ice during time played or; ii) serves any penalty.

**GAME-WINNING GOAL:** After the final score has been determined, the goal which leaves the winning club one goal ahead of its opponent is the game-winning goal (example: if Team A beats Team B 8-3, the player scoring the fourth goal for Team A receives credit for the game-winning goal).

**GOAL:** A goal is awarded to the last player on the scoring club to touch the puck prior to the puck entering the net.

**GOALS-AGAINST AVERAGE:** Multiply goals allowed (GA) by 60 and divide by minutes played (MINS).

**GOALTENDER:** A goaltender receives a "W" for a win in regulation, overtime or shootout; an "L" for a loss in regulation; or an "OT" for a loss in overtime or shootout.

**PENALTY-KILLING PERCENTAGE:** Subtract total number of power-play goals allowed from total number of shorthanded situations to get total number of power-plays killed. Divide the total number of power-plays killed by the total number of shorthanded situations.

**PLUS-MINUS:** A player receives a "plus" if he is on the ice when his club scores an even-strength or shorthand goal. He receives a "minus" if he is on the ice for an even-strength or shorthand goal scored by the opposing club. The difference in these numbers is considered the player's plus-minus statistic.

**POWER-PLAY GOAL:** A goal scored by a club while it has a manpower advantage due to an opponent's penalty. Following are some examples of what is and is not considered a power-play goal:

- if a club has an advantage on a minor penalty starting at 2:02 of the period and it scores at 4:02, the goal is not a power-play goal.
- if a club scores on a delayed penalty, the goal is not a power-play goal.
- if a club has an advantage due to a five-minute major or match penalty, that club is always credited with having one more advantage than the number of power-play goals it scores during that advantage, because the penalty does not expire. A new advantage begins after each power-play goal. For example, if Team A scores three goals during a major penalty, it is credited with four advantages.
- if a club is on a power-play for any length of time, it is considered to have had an advantage.
- if a minor penalty is incurred by a club on a power-play due to a major penalty, a new advantage is given to that club when its minor penalty expires, provided the opponent's major penalty is still in effect.

**POWER-PLAY PERCENTAGE:** Total number of power-play goals divided by total number of power-play opportunities.

**SAVE PERCENTAGE:** Subtract goals allowed (GA) from shots against (SA) to determine saves. Then divide saves by shots-against.

**SHOOTING PERCENTAGE:** Divide the number of goals scored by the number of shots taken.

**SHORTHAND GOAL:** A goal scored by a club while it is at a manpower disadvantage. The same cases apply for shorthand as for power-play goals, but in the opposite manner.

**SHOT ON GOAL:** If a player shoots the puck with the intention of scoring and if that shot would have gone in the net had the goaltender not stopped it, the shot is recorded as a "shot on goal."

**SHUTOUT:** If two goaltenders combine for a shutout, neither receives credit for the shutout. Instead it is recorded as a club shutout.

**TENTHS OF A SECOND:** If a penalty or goal occurs in the last minute, the time is rounded off to the previous second (ex: if a penalty is called with 12.4 seconds left in a period, the time is indicated as 19:47 and not 19:48.)

**COACHES RECORD:** A coach receives a "W" for a win in regulation, overtime or shootout; an "L" for a loss in regulation; or an "OT" for a loss in overtime or shootout.

\*\* NOTE: No individual skater/goaltender statistics apply for the shootout.

## 2016-17 NATIONAL HOCKEY LEAGUE ALIGNMENT

On March 14, 2013, the National Hockey League's Board of Governors approved realignment and a division-based format for the Stanley Cup Playoffs, effective for the 2013-14 season. The realignment plan creates two eight-team divisions in the Eastern Conference and two seven-team divisions in the Western Conference.

The new alignment will place several clubs in more geographically-appropriate groupings and will intensify already-fierce rivalries throughout the league. The new scheduling matrix will ensure that all 30 teams play in all 30 arenas at least once a season.

### WESTERN CONFERENCE

Pacific	Central
Anaheim	Chicago
Arizona	Colorado
Calgary	Dallas
Edmonton	Minnesota
Los Angeles	Nashville
San Jose	St. Louis
Vancouver	Winnipeg

### EASTERN CONFERENCE

Metropolitan	Atlantic
Carolina	Boston
Columbus	Buffalo
New Jersey	Detroit
NY Islanders	Florida
NY Rangers	Montreal
Philadelphia	Ottawa
Pittsburgh	Tampa Bay
Washington	Toronto

## NEW REGULAR-SEASON SCHEDULE MATRIX

### Western Conference (7-team divisions)

Within conference (division): 29 games

- 5 games vs. five teams AND 4 games vs. one team. Teams rotated on a yearly basis.

Within conference (non-division): 21 games

- 3 games vs. each team. Teams rotated on a yearly basis.  
(exception: 1 team from each div. plays 1 less game inside div. & 1 more game inside conf. outside div.)

Non-conference: 32 games

- 2 games vs. each team

### Eastern Conference (8-team divisions)

Within conference (division): 30 games

- 5 games vs. two teams AND 4 games vs. five teams. Teams rotated on a yearly basis.

Within conference (non-division): 24 games

- 3 games vs. each team. Teams rotated on a yearly basis.

Non-conference: 28 games

- 2 games vs. each team.

## STANLEY CUP PLAYOFF FORMAT

Playoff qualification will be primarily division-based, with the top three finishers in each division qualifying for the first 12 spots in the Stanley Cup Playoffs (and the first three "seeds" in each division).

The two additional playoff spots in each conference, designated as "Wild Cards," will be awarded to the next two highest-placed finishers in each conference, ranked on the basis of regular-season points and regardless of division.

"Seeding" of the Wild Card teams within each divisional playoff will be determined on the basis of regular-season points. The first-place finisher with the highest number of regular-season points in the conference will be matched against the Wild Card team with the lowest number of regular-season points, and the first-place finisher with the second-highest number of regular-season points in the conference matched against the Wild Card team with the second-lowest number of regular-season points.

### The playoffs will proceed as follows:

- #1 vs. #4 / #2 vs. #3 – winners play each other for berth in conference championship.
- Conference finals – two advancing teams in the West and two advancing teams in the East meet in conference championship.
- Eastern and Western Conference Champions will meet in Stanley Cup Finals.

The NHLPA has given its consent to play under this new alignment and playoff system for a minimum of three seasons, through the 2015-16 NHL season.

**STEVE GANGIALOSI — MSG PLUS PLAY-BY-PLAY**

Entering his sixth season as the full-time television voice of the Devils on MSG Networks; captured two 2012 New York Emmy Awards by winning the *On-Camera Talent: Sports Play-by-Play* and the *On-Camera Talent: Sports Anchor* categories...Served as host of Devils' telecasts for five seasons (2006-2011), anchoring Devils' *Gamenight* pre-game show, between periods, and post-game coverage on MSG Networks...Covered soccer and modern pentathlon play-by-play for NBC Sports Networks' broadcast of the 2012 Summer Olympic Games in London and 2016 Games in Rio...Play-by-play voice of Major League Soccer's New York Red Bulls since 2009 and has performed soccer play-by-play duties for FOX Sports, FOX Soccer Channel, ESPN International and NBC Sports' coverage of the 2008 Summer Olympic Games...Anchor of MSG *Sportsdesk*, nightly sports news and highlight program from 2002-2006 and served as anchor/reporter of FOX Sports Net's Regional Sports Report, which followed Devils' telecasts from 2000-2002...Host of NY Islanders hockey on FOX Sports Net for select games during 2000-01 season...Host of *Metro Soccer Report* and

*Metrostars' Gamenight* (2002-2005)...Sports anchor at New York 1 News (1992-2000), earning his New York Emmy Award in the category of *Outstanding Sports Program or Special* as host/writer of *Remembering Joe DiMaggio*...Honored with a New York Associated Press Award in 1997 for his series *Boxing: A Business on the Ropes*...Anchor/host for ESPN Radio (1998-2000)...Served as Sports Director at 1010 WINS Radio (1987-1992) and is a three-time winner of the *Outstanding Sportscast Award* presented by the New York State Broadcasters' Association (1988, 1989, and 1990)...Radio sports anchor for various networks across the Sirius XM sports platform from 2010-2011...Sports anchor at WNEW-AM Radio (1986-1987)...Graduated New York University in 1985 with a B.A. degree in journalism...A Queens, NY native, Steve and his wife, Donna, reside in Manhattan.

**KEN DANAYKO — MSG PLUS COLOR COMMENTATOR**

Is in his third season as the color commentator for Devils' television broadcasts on MSG Networks...From 2006-2014, served as a hockey analyst for the New Jersey Devils on MSG Plus and on MSG's comprehensive weekly show *Hockey Night Live*...Has served as a host for *NHL Live* on NHL Network...Spent all of his 20 NHL seasons as a defenseman with New Jersey from 1983-84 through 2002-03...Was drafted by the Devils in 1982, in the team's first-ever draft (1st round, 18th overall)...Is the club's all-time leader in games played in a career (1,458), the regular season (1,283), single-season (84), as well as tops in penalty minutes in the regular-season (2,519) and playoffs (296)...At the time of his retirement, also led the club in playoff appearances (175) and consecutive regular-season games-played (388), both since surpassed...Closed out his career with 36 goals, 142 assists for 178 points in the regular-season; added five goals and 17 assists for 22 points with 296 penalty minutes in the playoffs...One of five Devils (M. Brodeur, S. Brylin, S. Niedermayer & S. Stevens) to win three Stanley Cups during his time with New Jersey - 1995, 2000 and 2003...Sweater no. 3 was

retired by the organization on March 24, 2006 - the second Devil to receive that honor (Stevens, no. 4)...Recipient of the National Hockey League's 2000 Bill Masterton Trophy for perseverance, sportsmanship, and dedication to hockey as selected by the Professional Hockey Writers Association...Won the club's *Unsung Hero Award* in 1986 and the *Good Guy Award* in 1989... In 2009, participated in the inaugural season of the Canadian Broadcasting Corporation's reality show *Battle of the Blades*...A member of the Devils' Alumni Association since 2003; participates in on-ice clinics, *Read Across America*, hospital visits, alumni charity ice hockey games, *School Assembly Program*, corporate events and the *Street Devils™* street hockey program...An ardent supporter of many New Jersey area charities, making appearances, posing for photo shoots and participating in golf outings and fundraising events...Spent parts of two seasons with New Jersey's AHL affiliate in Maine...Played junior hockey in the WHL with Great Falls, Spokane, Seattle and Kamloops...Born April 17, 1964 in Edmonton, Alta...Married, wife's name is Margaret...Ken has two children, daughter Taylor Lyn and son, Shane.

**DEVILS' TELEVISION INFORMATION**

For the 31st consecutive season, MSG Networks provides local television coverage of most New Jersey Devils games. The team's 81-game local broadcast schedule includes 56 games over MSG Plus, 12 matches on MSG Plus 2 and 13 contests over MSG. Both home and road broadcasts include half-hour pre- and post-game shows devoted exclusively to the team. During home games, fans can see *Devils Game Night* and the *Devils Postgame Show* anchored from Prudential Center's restaurant, located on Suite Level 1. Saturday evening broadcasts will be followed by *Hockey Night Live*, MSG's comprehensive hockey show. MSG Networks will continue to broadcast the team's games through the 2023-24 season. Under the terms of the agreement, the New York-based regional sports network will broadcast approximately 75 regular-season games each year.

NBC Sports Group will deliver coverage of 106 NHL regular-season games during the 2016-17 season, featuring 14 games on NBC and 92 games on NBCSN.

NHL Network once again brings live NHL action to fans during the 2016-17 regular-season.

**MATT LOUGHLIN — DEVILS/WFAN RADIO PLAY-BY-PLAY**

Entering his 11th season as the radio play-by-play voice of the New Jersey Devils; named to post August 1, 2006...Was named the National Sportscasters and Sportswriters Association's 2014 New Jersey Sportscaster of the Year...Previously served as a pre-and post-game host for FOX Sports Net New York's Devils' television coverage (1997-2006)...Has also served as the television play-by-play announcer for selected Devils' games...Hosts podcasts and contributes content to [newjerseydevils.com](http://newjerseydevils.com) and [nhl.com](http://nhl.com)... Participated in VERSUS' coverage of 2011 IIHF Ice Hockey World Championships...Pre- and post-game host for New York Mets games, as well as play-by-play announcer for selected games over both MSG Network and FSN NY (1996-2005)...Was part of the production team that won a New York Emmy Award for *Outstanding Sports Programming for Mets on Deck* during the 1998-99 season... Co-hosted re-launch of *Kiner's Korner* on FSN NY (1999)...Served as anchor and host for NBA TV on numerous flagship programs, including *NBA TV Daily* and *The Insiders* (2006-08)...Covered the

NBA Draft and WNBA All-Star Game festivities prior to the network's move to Atlanta...Began his SportsChannel New York/FSN career in 1989 as announcer/reporter for Hofstra University's football and lacrosse telecasts...Hosted the New Jersey Nets pre- and post-game shows, as well as a limited number of NY Islanders games...Trackside reporter for *Summer Racing* at Yonkers Raceway (1993-95)...Play-by-play announcer for the New Jersey Rockin' Rollers professional roller hockey league team and New Jersey Red Dogs of the Arena Football League...Worked as sports anchor at 1010 WINS-AM Radio...Began his broadcasting career as a news reporter at WCFC-AM in New Brunswick, NJ...Was sports director at Suburban Cablevision in New Jersey...The network received six national CableACE Awards, including three for Overall Sports Coverage, during his 12 years as sports director...Participates in Devils' community outreach events including *Read Across America* and *School Assembly Program* serves as emcee for various Devils' fan and corporate events...Graduate of Seton Hall University, with a B.S. degree in marketing...Matt and his wife, Maggie, reside in Westfield, NJ, and are the proud parents of three sons: Matthew, Conor and Liam.

**SHERRY ROSS — DEVILS/WFAN RADIO COLOR COMMENTATOR**

Entering her tenth season as the radio color commentator of the New Jersey Devils; named to post September 20, 2007...Provides interviews and content for [newjerseydevils.com](http://newjerseydevils.com); re-joined the Devils after 12 years with the *New York Daily News* sports department, covering both hockey and horse racing...Previously served the team as radio analyst for three-plus seasons from January 1992 through its 1995 Stanley Cup Championship season, becoming the first woman to broadcast a male professional sports team...On November 25, 2009, became the first woman to provide radio play-by-play of an NHL game when the Devils played the Ottawa Senators...Provided radio play-by-play of a second game later in the season...Was honored by the State of New Jersey March 22, 2010 with a ceremonial resolution for breaking the gender barrier in the broadcast booth...Also covered the 1994 Stanley Cup Finals as an analyst for NHL Radio, another first for a woman broadcaster...Has covered the Stanley Cup Finals on 15 occasions, while attending the Kentucky Derby six times...Authored *Hockey Scouting Report* for 14 seasons, 1990-91 through 2003-04...Previously

worked as a sports journalist for *Newsday*, *The National*, and *The Record* (Bergen County, NJ), while freelancing for *Sports Illustrated*, *The Hockey News* and *Beckett Hockey Monthly*...Began career in 1978 by covering hockey for the *Daily Record* (Morristown, NJ)...In May 2007, was among the inaugural class inducted into the Randolph (NJ) High School Hall of Fame...Earned a bachelor of arts degree in English from Rutgers University-Newark in 1977...Also attended the University of Illinois, where she studied veterinary medicine before choosing journalism as a career...A horse racing enthusiast; lists Secretariat as her favorite athlete of all time...A big fan of Bruce Springsteen and the E Street Band, and has attended over 140 of their concerts...Born in Dover, NJ and currently resides in West Orange, NJ.

**DEVILS' RADIO INFORMATION**

The Devils and Sports Radio 66 AM and 101.9 FM WFAN are in a multi-year partnership, in which the CBS RADIO all-sports station will continue to broadcast the team's regular and post-season games. Additionally, WFAN will once again broadcast 18-minute pre- and post-game shows surrounding every match.

WFAN is the original and longest running sports station in the nation, celebrating their 29th anniversary this past July. With more listeners than any other station of its kind, The FAN provides audiences across the tri-state area with live and local programming 24 hours a day, seven days a week. Listen to WFAN on-air, online at [wfan.com](http://wfan.com) and via the Radio.com app available on a variety of mobile devices.

Please check [newjerseydevils.com](http://newjerseydevils.com) or your local listings for up-to-date information.

**EXECUTIVE OFFICES:** The Devils' executive offices are located adjacent to Barnabas Health Hockey House at Prudential Center on Lafayette Street.

**CREDENTIALS:** Season passes are issued to those members of the media who regularly cover the New Jersey Devils. These passes will be honored for entrance to Prudential Center and all working areas for all 2016-17 regular-season home games. Single-game passes may be requested by contacting the Devils' Communications Department at least 24 hours prior to game time. Accredited individuals are strictly prohibited from obtaining player autographs while in a working capacity. **Credentials will be issued only to representatives of legitimate news gathering agencies.**

**MORNING SKATE:** Morning skate will take place at Prudential Center's main rink or Barnabas Health Hockey House. All media (print and broadcast) covering the morning skate at Prudential Center must be credentialed. Please contact the Devils' Hockey Communications Department to confirm time and location. Credentials for practices and morning skates will be available at the Event Staff Entrance adjacent to the Lafayette Street security entrance near the intersection of Broad Street.

**PHOTOGRAPHERS:** Accredited photographers may shoot only from designated areas. The Devils' Communications Department issues location assignments just outside the press room approximately 30 minutes prior to game time. **No roving passes will be issued.**

**GAME-TIME PRESS ENTRANCE:** Members of the media should enter the building through the Mulberry Street Press Entrance. Credentials will be available two and one-half hours prior to game-time. All credentials must be picked up individually.

**PRESS RESOURCES:** The New Jersey Devils Hockey Communications Department provides the working media with resources throughout the season. Media can find team and league information including press releases, stats, game notes, news clips and interviews at [njdevilspr.com](http://njdevilspr.com). Interviews from Head Coach John Hynes and players can also be found at [youtube.com/NJDevilsOfficial](https://www.youtube.com/NJDevilsOfficial). The Official Twitter feed of the department is [@NJDevilsPR](https://twitter.com/NJDevilsPR).

**PRESS LOUNGE:** The press lounge/working room is located behind the press entrance on Mulberry Street. The lounge is open only to properly accredited and identified members of the media, as well as club and league personnel. A buffet meal will be served approximately two hours prior to faceoff. Refreshments are available prior to, during, and after all games.

**PRE-GAME:** **The Devils' locker room is closed at all times prior to the start of the game.** Select players may remain available until 90 minutes prior to game time. A representative from the Devils' Communications Department will remain outside the Devils' locker room to assist members of the media wishing to interview players. After that time, only members of the media requiring access to television production areas are permitted near the dressing room once it has been closed.

**PRESS BOX:** An elevator to the press box is located adjacent to the press lounge. Seating charts are displayed throughout the press lounge and in the press seating area. The Devils provide a limited number of courtesy phones in the press box for use by the media. Anyone who wishes to order a private line should contact Doug Grant of Prudential Center at 973-757-6528. Wireless, high-speed internet access is available. Media should be prepared for hard-wired access as well.

**POST-GAME:** Locker rooms will open to the media no later than five (5) minutes following the conclusion of the game. The entrance is on the Barnabas Health Hockey House rinkside of the arena. Head Coach John Hynes will be available to the media in the coaches' press conference area, approximately 20 minutes after the conclusion of each home game.

## GAMENIGHTS AT PRUDENTIAL CENTER

### OFF-ICE OFFICIALS

Crew Supervisor ..... Kevin Gertz  
 HITS Scoring System Manager ..... Tom Piesla  
 Penalty Box Attendants ..... Jack Lally, Steve Meyer  
 Game Timekeeper ..... John DeCarlo  
 Goal Judges ..... Vin Godleski, Kevin McDonough  
 HITS Scorers ..... Al Antonucci, Carl Barling, Jim Dyer,  
 Dan Klein, Ron Meyer, Tom Mitchell, Chris Morreale  
 Official Scorer ..... Frank Krause, Tom Segreto  
 Video Goal Judges ..... Dr. Murray Seltzer, Tom Steinel  
 TV Coordinators ..... Peter Lanigan, Matt McNulty

### OFF-ICE OFFICIALS (CONT.)

Arena Technical Coordinators ..... Ryan Boyce,  
 Joe Chromcik, Craig Hugerich,  
 Kevin Kulyeshie, Gary Rura  
 League Designated Spotters ..... Kevin McDonough,  
 Steve Meyer

### GAME STAFF

Public Address Announcer ..... Kevin Clark  
 Press Box Steward ..... Rich Nashmy  
 Video ..... Ross Browne  
 Video Replay Technicians ..... Colin Browne,  
 Paul Mailloux



**SPORTS RADIO**  
**66AM 101.9FM**  
—NEW YORK—



## 2016-17 NEW JERSEY DEVILS TV BROADCAST SCHEDULE

Date	Opponent	Time	TV	Date	Opponent	Time	TV
Oct. 13	@ Florida	7:30 PM	MSG+	Jan. 9	@ Florida	7:00 PM	MSG+
Oct. 15	@ Tampa Bay	7:00 PM	MSG+2	Jan. 12	@ Edmonton	9:00 PM	MSG+
Oct. 18	Anaheim	7:00 PM	MSG	Jan. 13	@ Calgary	9:00 PM	MSG+2
Oct. 20	@ Boston	7:00 PM	MSG+	Jan. 15	@ Vancouver	7:00 PM	MSG+
Oct. 22	Minnesota	7:00 PM	MSG+	Jan. 17	@ Minnesota	8:00 PM	MSG+
Oct. 25	Arizona	7:00 PM	MSG+	Jan. 20	Montréal	7:30 PM	MSG+
Oct. 28	Chicago	7:30 PM	MSG+	Jan. 21	@ Philadelphia	7:00 PM	MSG+2
Oct. 29	Tampa Bay	7:00 PM	MSG+	Jan. 24	Los Angeles	7:00 PM	MSG
Nov. 3	@ Florida	7:30 PM	MSG+2	Jan. 26	Washington	7:00 PM	MSG
Nov. 5	@ Tampa Bay	7:00 PM	MSG+2	Jan. 31	@ Detroit	7:30 PM	MSG+2
Nov. 6	@ Carolina	6:00 PM	MSG+	Feb. 3	Calgary	7:30 PM	MSG
Nov. 8	Carolina	7:00 PM	MSG+	Feb. 4	@ Columbus	7:00 PM	MSG
Nov. 11	@ Buffalo	7:00 PM	MSG+	Feb. 6	Buffalo	7:00 PM	MSG+
Nov. 12	Buffalo	7:00 PM	MSG+	Feb. 12	San Jose	12:30 PM	MSG+
Nov. 15	@ Dallas	8:30 PM	MSG+	Feb. 14	Colorado	7:00 PM	MSG
Nov. 17	@ Anaheim	10:00 PM	MSG+	Feb. 16	Ottawa	7:00 PM	MSG+
Nov. 19	@ Los Angeles	4:00 PM	MSG+	Feb. 18	NY Islanders	7:00 PM	MSG
Nov. 21	@ San Jose	10:30 PM	MSG+	Feb. 19	@ NY Islanders	6:00 PM	MSG
Nov. 23	Toronto	7:00 PM	MSG+	Feb. 21	Ottawa	7:00 PM	MSG+
Nov. 25	Detroit	7:30 PM	MSG+	Feb. 25	NY Rangers	5:00 PM	MSG+
Nov. 26	@ Pittsburgh	7:00 PM	MSG+	Feb. 27	Montréal	7:00 PM	MSG+
Nov. 29	@ Winnipeg	8:00 PM	MSG+	Mar. 2	@ Washington	7:00 PM	MSG+
Dec. 1	@ Chicago	8:30 PM	MSG+2	Mar. 4	@ Boston	7:00 PM	MSG+
Dec. 3	@ Nashville	2:00 PM	MSG+	Mar. 5	Columbus	5:00 PM	MSG
Dec. 6	Vancouver	7:00 PM	MSG+2	Mar. 7	@ Columbus	7:00 PM	MSG+
Dec. 8	@ Montréal	7:30 PM	MSG+2	Mar. 9	@ Colorado	9:00 PM	MSG+
Dec. 9	St. Louis	7:30 PM	MSG	Mar. 11	@ Arizona	8:00 PM	MSG
Dec. 11	@ NY Rangers	7:00 PM	MSG+	Mar. 14	Winnipeg	7:00 PM	MSG+
Dec. 15	@ St. Louis	8:00 PM	MSG+2	Mar. 16	Philadelphia	7:00 PM	MSG+
Dec. 17	@ Ottawa	7:00 PM	MSG+	Mar. 17	@ Pittsburgh	7:00 PM	MSG+
Dec. 18	@ NY Rangers	7:30 PM	MSG+2	Mar. 19	Columbus	1:00 PM	MSG+
Dec. 20	Nashville	7:00 PM	MSG+	Mar. 21	NY Rangers	7:00 PM	MSG+
Dec. 22	Philadelphia	7:00 PM	MSG+	Mar. 23	@ Toronto	7:30 PM	MSG+
Dec. 23	@ Pittsburgh	7:00 PM	MSG+2	Mar. 25	Carolina	7:00 PM	MSG+2
Dec. 27	Pittsburgh	7:00 PM	MSG+	Mar. 26	Dallas	5:00 PM	MSG+
Dec. 29	@ Washington	7:00 PM	NBCSN	Mar. 31	@ NY Islanders	7:30 PM	MSG+2
Dec. 31	Washington	1:00 PM	MSG+	Apr. 1	@ Philadelphia	7:00 PM	MSG+
Jan. 2	Boston	7:00 PM	MSG+	Apr. 4	Philadelphia	7:00 PM	MSG+
Jan. 3	@ Carolina	7:00 PM	MSG+	Apr. 6	Pittsburgh	7:00 PM	MSG+
Jan. 6	Toronto	7:30 PM	MSG+	Apr. 8	NY Islanders	6:00 PM	MSG
Jan. 7	Edmonton	7:00 PM	MSG+	Apr. 9	@ Detroit	5:00 PM	MSG+2

All times are Eastern. • Most games televised over MSG Plus.

Dec. 29 televised over NBC Sports Network.

Most games broadcast over Sports Radio 66 AM & 101.9 FM WFAN.

Schedule subject to change. • Check your local listings. • All-Star Game Jan. 29 at Los Angeles.

**SAFETY WARNING:** Please be aware that under some circumstances, pucks, hockey sticks and other objects might be propelled with enough force to cause serious injury to spectators. Stay alert for your safety and that of the children in your care, including during warm up, during play and after play stops. Any ticket holder who is concerned with his or her seat location because of safety from such injury should consult a box office representative for seating alternatives. If you are struck, immediately ask the nearest usher for help and directions to the First Aid Station. Patrons assume all risk and danger, including that of personal injury, property loss and other hazards, and Prudential Center shall not be responsible for any such injuries, losses or damages.

#### ANIMALS

Only service dogs, either certified or in-training, will be permitted in Prudential Center. All other animals are prohibited.

#### ATM's

There are seven ATM's located throughout Prudential Center. The locations are as follows: one in the Box Office, four on the Main Concourse and two on the Upper Concourse.

#### BAG/SECURITY SEARCH

All patrons and patrons' belongings are subject to a bag search and security check via physical pat down and/or metal detector. Plan on passing through security before each event and figure this into your arrival time for events.

#### BANNERS AND SIGNS

Signs and banners are allowed if they do not block the view of other guests and are deemed appropriate by Prudential Center Management. Any arena signage must meet the approval of Prudential Center Management.

#### BOX OFFICE

Prudential Center Box Office is located inside the arena at the corner of Mulberry Street and Edison Place. You can enter from the corner of Mulberry Street and Edison Place. Box Office hours are 11:00 AM - 6:00 PM, Monday through Saturday and closed on Sundays.

#### CAMERAS/CAMCORDERS

Small, non-professional, still cameras may be brought into Prudential Center. Please note that for certain events cameras may not be allowed into the arena. Video, audio, and professional camera and recording devices are prohibited. Fans may not reproduce any film, digital, video or audio recording for commercial purposes without the express written consent of Prudential Center.

#### CELL PHONES

Cell phones are allowed inside Prudential Center, however we request you use the public concourse areas to make and receive calls.

#### CONCESSION LOCATIONS

There are ten permanent concession stand locations in the arena, in addition to a number of portable food and beverage locations on each level.

#### DOOR OPENINGS

Arena doors will open approximately 60 minutes prior to the start of the event, but times may vary. Please check [prucenter.com](http://prucenter.com) to see when doors open.

#### ELEVATOR/ESCALATOR

There are elevators and escalators located throughout Prudential Center allowing easy access to all levels of the arena.

#### EMERGENCIES

In the event you need emergency attention, please notify the nearest security guard, usher, ticket taker or go to Guest Services located on the concourse at sections 9, 114 and 214.

#### ENTRANCES

There are three main entrances to Prudential Center: Northeast Tower, Mulberry Street and Edison Place; Southeast Tower, Mulberry and Lafayette Streets; adjacent to the practice rink on Lafayette Street.

#### EVACUATION

When you arrive, please take a moment to find the two closest exits to your section. In the event of an emergency evacuation, please follow the direction of Prudential Center staff members to exit the arena in a safe manner.

#### FIRST AID

First Aid stations are located on the Main Concourse and the Upper Concourse.

Main Concourse - Outside the at Sections 8 & 9

Upper Concourse - Outside Sections 115 and 215.

During events, the first aid stations are staffed by paramedics. If for any reason you are unable to make it to the first aid rooms, please summon a Guest Services staff member and they will alert first aid.

#### GUEST SERVICES

Guest Services locations are available to answer your questions, collect lost and found, provide Assisted Listening Devices and provide assistance to guests. In addition, Guest Services can assist with finding lost guests and providing wheelchair escorts during events. There are two locations for Guest Services.

#### GUESTS WITH DISABILITIES

Prudential Center has a unique building design which allows full access for guests with special needs and disabilities including an entrance designed for easy access into and out of the building for transportation.

#### INTERNET

For a schedule of events, to purchase tickets and to get the most up-to-date information on Prudential Center visit [prucenter.com](http://prucenter.com).

#### INTOXICATED GUESTS

Prudential Center has the right to refuse entry to any guest deemed intoxicated upon arrival to the arena. In addition, Prudential Center staff has the right to remove any guest from the premises who is intoxicated and causing a disturbance or is potentially dangerous to himself/herself or other guests.

#### LOST AND FOUND

All Lost and Found items will be collected at our Guest Services locations and held for one week. Prudential Center is not responsible for lost or stolen property arising from attendance at an event at Prudential Center.

#### OUTSIDE FOOD & BEVERAGE

No outside food, beverages, coolers, bottles or cans may be brought into Prudential Center.

#### PARKING

There is ample parking located within blocks of Prudential Center. Way-finding signage, Guest Services personnel and security will assist in getting you to your destination.

#### PROHIBITED ITEMS

For safety reasons, guests are refused entry if they are in possession of prohibited items. Illegal items will be confiscated and turned over to the police. If a guest is found inside the arena with prohibited items, the items will be confiscated and the guest may be ejected from the facility. Guests with specific or special dietary needs due to medical conditions or religious requirements should contact the Prudential Center Guest Services Department prior to the event.

#### The following items are not permitted at Prudential Center:

aerosol cans, animals/pets (except service animals), audio/video recording equipment, balloons and beach balls, cans, bottles, glass or other beverage containers, chains, studded bracelets, etc., coolers or ice chests, illegal drugs, large bags and purses, laser pens and pointers, noisemaking devices (i.e. whistles, air horns), outside food and beverage, professional photography equipment, poles to display banners, flags, etc., skateboards and/or rollerblades, un-approved pamphlets, handouts, advertisements, etc., weapons (i.e. pepper spray, tear gas, handcuffs, stun guns, etc.). Any other item deemed to be inappropriate or dangerous by Prudential Center Management. This list is subject to change.

#### PUBLIC TRANSPORTATION

Prudential Center is easily accessible by NJ Transit trains, light rail, bus, PATH and Amtrak. Newark Penn Station is located a short two blocks east of the arena. To exit the arena towards Newark's Penn Station, head to the northeast corner of the building near sections 20-22, 130-133 or 231-233. To get on the buses to Broad Street Station, exit onto Edison Place or Lafayette Street and go 1/2 block west to Broad Street.

#### RE-ENTRY

Prudential Center has a no re-entry policy during events. Exceptions are made in the cases of medical reasons or returning prohibited items to vehicles. In these cases, the guest must coordinate with a Guest Services Supervisor before exiting the arena. Ask the nearest usher or security representative to speak with a Guest Services Supervisor.

#### RESTROOMS

There are 25 women's restrooms, 25 men's restrooms, and seven family restrooms located throughout Prudential Center.

#### SMOKING

There is NO smoking allowed inside Prudential Center or within 25 feet of any Prudential Center entrance or exit.

#### STAIRS

Stairwells are located in each of the four corners of the building and are accessible to every level of the arena.

#### STROLLERS

Small, fold-up umbrella strollers are allowed in Prudential Center. Fold-up strollers should be stored under your seat. Strollers that cannot fit under your seat will not be permitted.

#### TEAM STORE

Devils Den is located near the Prudential Center Box Office on the corner of Mulberry Street and Edison Place. The Team Store is open daily and open for all Devils and Seton Hall games.

#### TICKETING

Any guest over one year of age must have a ticket in order to gain entrance to Prudential Center. Children under one year may enter without a ticket but must sit on their parent's or guardian's lap. Age restrictions vary per event, please visit [prucenter.com](http://prucenter.com) to check ticket policies for your event.

#### WILL CALL

Box Office will call windows are located in the main box office area located just inside Mulberry Street and Edison Place. To pick up will call tickets, you must present a valid photo ID. It is also recommended to bring the credit card used to purchase the tickets.



**September 2016**

- 17 2016 World Cup of Hockey tournament (Air Canada Centre, Toronto, Ont.)
- 22 Training camps open
- 22 CCM/USA Hockey All-American Prospects Game (Philadelphia, Pa.)
- 25 Preseason schedule begins

**October 2016**

- 2 2016 Kraft Hockeyville™ Canada (Kal Tire Place, Vernon, B.C.)  
Los Angeles Kings vs. Edmonton Oilers
- 4 2016 Kraft Hockeyville™ USA (Lakeview Arena, Marquette, Mich.)  
Carolina Hurricanes vs. Buffalo Sabres
- 11 Opening day playing rosters set (5 p.m. ET)
- 12 Opening night: 2016-17 NHL regular season begins  
Edmonton Oilers play first NHL game at Rogers Place (vs. Calgary)
- 13 Pittsburgh Penguins raise Stanley Cup banner  
Washington Capitals at Pittsburgh Penguins
- 22 2016 Tim Hortons NHL Heritage Classic™  
Alumni Game:  
Investors Group Field (Winnipeg, Man.)
- 23 2016 Tim Hortons NHL Heritage Classic™  
Edmonton Oilers at Winnipeg Jets  
Investors Group Field (Winnipeg, Man.)
- 24 Hockey Fights Cancer Awareness Month

**November 2016**

- 11 Hockey Hall of Fame Game:  
Philadelphia Flyers at Toronto Maple Leafs
- 14 Hockey Hall of Fame induction ceremony (Toronto, Ont.)  
Inductees: Eric Lindros, Sergei Makarov, Rogatien Vachon (Player category); Pat Quinn (Builder category); Sam Rosen, Bob Verdi (Media honorees).
- 15 NHL General Managers Meeting (Toronto, Ont.)
- 25 2016 Discover NHL Thanksgiving Showdown™  
New York Rangers at Philadelphia Flyers (1 p.m. ET)
- 26 NHL Founders Day (1917)
- 30 U.S. Hockey Hall of Fame Induction (Philadelphia, Pa.)  
Inductees: 1996 World Cup of Hockey championship team, Craig Janney, Bill Belisle  
Celebration of Lester Patrick (Philadelphia, Pa.)  
Recipients: TBA

**December 2016**

- 1 Signing deadline for Group 2 free agents (5 p.m. ET)
- 19-27 Holiday roster freeze in effect: For all players on an NHL active roster, injured reserve, or with non-roster and injured non-roster status as of midnight (local time) Dec. 19, a roster freeze shall apply through midnight (local time) Dec. 27, with respect to waivers, trades and loans, subject to the exceptions provided for in CBA Article 16.5 (d).
- 24-26 Holiday break (no scheduled practices – dressing rooms closed)
- 26-1/5 IIHF World Junior Championship (Montreal, Que. & Toronto, Ont.)
- 31 2017 NHL Winter Classic @ Alumni Game  
Busch Stadium (St. Louis, Mo.)

**January 2017**

- 1 NHL Centennial Classic™  
Detroit Red Wings at Toronto Maple Leafs  
BMO Field (Toronto, Ont.)
- 2 2017 Bridgestone NHL Winter Classic @  
Chicago Blackhawks at St. Louis Blues  
Busch Stadium (St. Louis, Mo.)
- 10 USHL/NHL Top Prospects Game (Sioux Falls, S.D.)
- Week of 16th: NHL Central Scouting Mid-Season  
Rankings release
- 27-30 NHL All-Star Break (no games played)
- 27-29 No scheduled practices – dressing rooms closed
- 28-30 AHL All-Star Classic (Allentown, Pa.)
- 28 NHL All-Star Skills Competition™  
STAPLES Center (Los Angeles, Calif.)
- 29 2017 NHL All-Star Game  
STAPLES Center (Los Angeles, Calif.)
- 30 CHL/NHL Top Prospects Game (Quebec City, Que.)
- 31 NHL regular season resumes

**February 2017**

- 1 Hockey is for Everyone Month
- 18 17th Annual Scotiabank Hockey Day in Canada (Host: Kenora, Ont.)
- 25 2017 Coors Light NHL Stadium Series™  
Philadelphia Flyers at Pittsburgh Penguins  
Heinz Field (Pittsburgh, Pa.)
- 19-26 Hockey Week Across America (USA Hockey)

**March 2017**

- 1 Trade Deadline (3 p.m. ET)
- 6-8 NHL General Managers Meeting (Boca Raton, Fla.)

**April 2017**

- 6-8 NCAA Frozen Four (United Center, Chicago, Ill.)
- 9 Last day of regular season  
Final regular season game at Joe Louis Arena (5 p.m.)
- Week of 10th: NHL Central Scouting Final Rankings  
release
- 12 Stanley Cup Playoffs begin
- 13-23 IIHF Under-18 World Championship (Poprad & Spisska Nova Ves, Slovakia)
- TBA 2017 NHL Draft Lottery

**May 2017**

- 5-21 IIHF World Championship (Cologne, Germany & Paris, France)
- 18-28 CHL Memorial Cup (Windsor, Ont.)
- 28-6/3 2017 NHL Combine (Buffalo, N.Y.)

**June 2017**

- 14 Last possible day for 2017 Stanley Cup Final
- 23-24 2017 NHL Draft (United Center, Chicago, Ill.)
- TBA 2017 NHL Awards

**July 2017**

- 1 Free agency begins (12 p.m. ET)
- 5 Deadline for player-elected salary arbitration  
notification (5 p.m. ET)
- 6 Deadline for club-elected salary arbitration  
notification (5 p.m. ET)
- 20-8/4 Salary arbitration hearings held

**August 2017**

- 6 Deadline for salary arbitration decisions to be  
rendered

**ANAHEIM DUCKS**

Honda Center  
2695 E. Katella Ave.  
Anaheim, CA 92806  
(714) 940-2900  
PR: Alex Gilchrist, Steve Hoern

**ARIZONA COYOTES**

Gila River Arena  
6751 N. Sunset Blvd., #200  
Glendale, AZ 85305  
(623) 772-3200  
PR: Rich Nairn, Greg Dillard

**BOSTON BRUINS**

TD Garden  
100 Legends Way  
Boston, MA 02114  
(617) 624-2327  
PR: Matt Chmura, Heidi Holland,  
Eric Tosi

**BUFFALO SABRES**

KeyBank Center  
One Seymour H. Knox III Plaza  
Buffalo, NY 14203  
(716) 855-4100  
PR: Mike Gilbert, Chris Bandura

**CALGARY FLAMES**

Scotiabank Saddledome  
555 Saddledome Rise S.E.  
Calgary, Alta. T2P 3B9  
(403) 777-4636  
PR: Peter Hanlon, Sean Kelso

**CAROLINA HURRICANES**

PNC Arena  
1400 Edwards Mill Rd.  
Raleigh, NC 27607  
(919) 467-7825  
PR: Mike Sundheim, Kyle Hanlin

**CHICAGO BLACKHAWKS**

United Center  
1901 West Madison St.  
Chicago, IL 60612  
(312) 455-7000  
PR: Adam Rogovin, Megan Bower,  
John Steinmiller

**COLORADO AVALANCHE**

Pepsi Center  
1000 Chopper Circle  
Denver, CO 80204  
(303) 405-1100  
PR: Jean Martineau,  
Brendan McNicholas

**COLUMBUS BLUE JACKETS**

Nationwide Arena  
200 West Nationwide Blvd.  
Columbus, OH 43215  
(614) 246-4625  
PR: Todd Sharrock, Karen Davis,  
Glenn Odebralski

**DALLAS STARS**

American Airlines Center  
2601 Avenue of the Stars  
Frisco, TX 75034  
(214) 387-5500  
PR: Tom Holy, Joe Calvillo,  
Ben Fromstein

**DETROIT RED WINGS**

Joe Louis Arena  
19 Steve Yzerman Dr.  
Detroit, MI 48226  
(313) 394-7000  
PR: Todd Beam, Kyle Kujawa,  
Alex DiFilippo

**EDMONTON OILERS**

Rogers Place  
104 Northwest Ave.  
Edmonton, Alta. T5J 4Y8  
780-414-5483  
PR: J.J. Hebert, Patrick Garland

**FLORIDA PANTHERS**

BB&T Center  
One Panther Pkwy.  
Sunrise, FL 33323  
(954) 835-7000  
PR: Adelyn Biedenbach,  
Mike Lewis, Chrissy Parente

**LOS ANGELES KINGS**

STAPLES Center  
555 North Nash St.  
El Segundo, CA 90245  
(310) 535-4500  
PR: Mike Altieri, Jeff Moeller,  
Mike Kalinowski

**MINNESOTA WILD**

Xcel Energy Center  
317 Washington St.  
St. Paul, MN 55102  
(651) 602-6000  
PR: Aaron Sickman, Carly Peters

**MONTREAL CANADIENS**

Bell Centre  
1909 Avenue des  
Canadiens-de-Montréal  
Montreal, Que. H3B 5E8  
(514) 932-2582  
PR: Donald Beauchamp,  
Dominick Saillant, Francois Marchand

**NASHVILLE PREDATORS**

Bridgestone Arena  
501 Broadway  
Nashville, TN 37203  
(615) 770-2300  
PR: Gerry Helper, Kevin Wilson

**NEW YORK ISLANDERS**

Barclays Center  
620 Atlantic Ave.  
Brooklyn, NY 11217  
(917) 618-6100  
PR: Kimber Auerbach,  
Jesse Eisenberg

**NEW YORK RANGERS**

Madison Square Garden  
Two Pennsylvania Plaza, 26th Fl.  
New York, NY 10121  
(212) 465-6486  
PR: John Rosasco, Ryan Nissan,  
Michael Rappaport

**OTTAWA SENATORS**

Canadian Tire Centre  
1000 Palladium Dr.  
Ottawa, Ont. K2V 1A5  
(613) 599-0250  
PR: Brian Morris, Chris Moore

**PHILADELPHIA FLYERS**

Wells Fargo Center  
3601 South Broad St.  
Philadelphia, PA 19148  
(215) 465-4500  
PR: Zack Hill, Joe Sivillo,  
Brian Smith

**PITTSBURGH PENGUINS**

CONSOL Energy Center  
1001 Fifth Ave.  
Pittsburgh, PA 15219  
(412) 642-1300  
PR: Tom McMillan, Jennifer Bullano,  
Jason Seidling

**SAN JOSE SHARKS**

SAP Center at San Jose  
525 West Santa Clara St.  
San Jose, CA 95113  
(408) 287-7070  
PR: Scott Emmert, Ben Guerrero,  
Nick Carrillo

**ST. LOUIS BLUES**

Scottrade Center  
1401 Clark Ave. at Brett Hull Way  
St. Louis, MO 63103  
(314) 622-2500  
PR: Mike Caruso, Rich Jankowski,  
Dan O'Neill

**TAMPA BAY LIGHTNING**

Amalie Arena  
401 Channelside Dr.  
Tampa, FL 33602  
(813) 301-6500  
PR: Bill Wickett, Brian Breseman

**TORONTO MAPLE LEAFS**

Air Canada Centre  
50 Bay St., Suite 500  
Toronto, Ont. M5J 2L2  
(416) 815-5700  
PR: Steve Keogh, Scott McNaughton

**VANCOUVER CANUCKS**

Rogers Arena  
800 Griffiths Way  
Vancouver, B.C. V6B 6G1  
(604) 899-4600  
PR: Chris Brumwell, Ben Brown,  
Stephanie Maniag

**WASHINGTON CAPITALS**

Verizon Center  
627 N. Glebe Rd., Suite 850  
Arlington, VA 22203  
(202) 266-2200  
PR: Sergey Kocharov,  
Pace Sagester, Megan Eichenberg

**WINNIPEG JETS**

MTS Centre  
345 Graham Ave.  
Winnipeg, Man. R3C 5S6  
(204) 987-7825  
PR: Scott Brown, Keegan Goodrich,  
Zach Peters

**NEW YORK OFFICE**

1185 Avenue of the Americas  
New York, NY 10036  
Phone: (212) 789-2000  
Fax: (212) 789-2020/70

**TORONTO OFFICE**

50 Bay Street, 11th Floor  
Toronto, Ont. M5J 2X8  
Phone: (416) 359-7900  
Fax: (416) 981-2769

**MONTREAL OFFICE**

1800 McGill College Ave.  
Suite 2600  
Montreal, Que. H3A 3J6  
Phone: (514) 841-9220  
Fax: (514) 841-1070

Directory indicates club's mailing address, which may be separate from home arena.

**Official health care  
provider of the  
New Jersey Devils  
Hockey Club.**



**RWJBarnabas  
HEALTH**

**Let's be healthy together.**

[RWJBH.org](http://RWJBH.org)



# PROUD TO CALL NEWARK HOME FOR OVER 140 YEARS.

Prudential was born and bred in Newark. Our hometown has always shaped who we are. And today, we continue to bring out the best in each other.

Together, we're creating avenues for new ideas and technologies to emerge. For businesses, nonprofit organizations, and educational institutions to thrive. For individuals and families to uncover more opportunity and achieve greater success.

Visit [prudential.com](http://prudential.com) to learn more about Prudential's commitment to our hometown and to communities across New Jersey and beyond.

**Prudential is a proud sponsor of the New Jersey Devils.**



**Prudential**  
Bring Your Challenges®