



# 2016-2017 ARIZONA COYOTES MEDIA GUIDE



## ARIZONA COYOTES

Club Directory	2
Media Information	3
Arizona Coyotes Foundation	4-5
ArizonaCoyotes.com	6
Gila River Arena	7

## FRONT OFFICE

Board of Directors	11-14
Management	15-16
Scouting Staff	16
Coaching Staff	17
Training & Equipment Staff	21-23
Front Office Staff	24-27
Broadcasters	29-30

## THE PLAYERS

How the Team was Built/Roster Changes	35
Player Profiles	36-89
In the System	90-101
Future Coyotes	102-105
2016-17 Roster	106-107
2016 Entry Draft Selections	108
Tucson Roadrunners/AHL	109-111
2015-16 Springfield Statistics	112-113
Rapid City Rush	114

## 2015-16 IN REVIEW

NHL Season Summary	117-119
Coyotes Game-By-Game Results	120
Scoring Summary	121
Category Leaders	122
Home & Road Scoring Breakdown	123
Player Game-By-Game Stats	124-129
Record When	130
Miscellaneous Stats	131
Team Highs and Lows	132-133
Last Time the Coyotes	134
Roster Moves	135
Man-Games Lost to Injury	136
Milestones	137
Face-Off Percentage/Total Ice Time	138
Season In Review	139-140
Prospect Report	141-143
Vs. the Divisions	144
Vs. NHL Opponents	145-173

## RECORDS

All-Time Team Statistics	177
Month-By-Month Record	178
Overtime	179-181
Shootout	182-183
Penalty Shots	184
Hat Tricks	185
Shutouts	186
Highest Scoring Games	187
Lowest Scoring Games	188
Top Single Seasons	189
Single Season Leaders	190-191
All-Time Career Leaders	192-193
All-Time Scoring By Points	194-197
All-Time Roster	198-206
Season-By-Season	207-242
All-Time vs. Opponents	244-258
Team Records	257-260
Individual Records	263-265

## HISTORY

Team History	269-274
Logo/Uniform History	275-276
Uniform Numbers	277-279
Expansion Draft Selections	280
Entry Draft Selections	280-286
Transactions	287-293
GMs & Coaches	294-295
Captains	295
Attendance	295
All-Stars/Award Winners	296-298
Hall of Fame/Olympics	298
Opening Games	299
Franchise Firsts	300
Coyotes Firsts	301
Ring of Honor	302-303

## PLAYOFFS

2016 Stanley Cup Playoff Results	305
2016 Stanley Cup Playoff Scoring & Category Leaders	308-309
All-Time Playoff Series	310-313
All-Time Playoff Scoring By Season	314-318
All-Time Playoff Scoring By Points	319-320
All-Time Playoff Leaders	321
All-Time Playoff Goaltending	321
Team Playoff Records	322-323
Individual Playoff Records	324-325
Franchise Playoff Firsts	326
Coyotes Playoff Firsts	327

## MEDIA AND GENERAL INFORMATION

NHL Directory	331
2016-17 Key Dates	332
Stanley Cup Champions	333
NHL Alignment	334-335
NHL Trophies and Awards	336
Hockey Operations/Hockey Terms/Rules	337
How to figure	338
NHL On-Ice Officials	339
Sports Medicine Glossary	340-341

## A PUBLICATION OF THE ARIZONA COYOTES HOCKEY CLUB

Executive Editors: Rich Nairn, Greg Dillard and Jeffrey Sanders

Layout: Ben Franklin Press

Printing: Sir Speedy Tempe

Special Thanks: Elias Sports Bureau;

Neil Pierson (National Hockey League)

Photography: Norm Hall Photography, Getty Images,

Hockey Hall of Fame, Arizona Republic



### ON THE COVER

Clockwise from top left:  
Anthony Duclair, Oliver  
Ekman-Larsson, Max Domi  
and Shane Doan

The information contained in this publication was compiled by the Arizona Coyotes Hockey Club and is intended only for personal or editorial use by the media and the fans. Any commercial use of this information is prohibited without the written consent of the Arizona Coyotes Hockey Club. All NHL and team logos depicted inside this publication are the property of NHL Enterprises, Inc. and the respective teams and may not be reproduced for commercial purposes without the prior written consent of NHL Enterprises, Inc.



**OFFICE:** Gila River Arena, 9400 W. Maryland Ave., Glendale, AZ 85305; Phone: 623-772-3200; Fax: 623-772-3201  
**Tickets:** 480-563-PUCK; Website: ArizonaCoyotes.com; Arena Capacity: 17,125

**CLUB OFFICERS AND EXECUTIVES**

Majority Owner, Chairman & Governor	Andrew Barroway
President, CEO & Alt. Governor	Anthony LeBlanc
President, Hockey Operations & Alt. Governor	Gary J Drummond
Alternate Governor	George Gosbee
General Manager	John Chayka
Chief Operating Officer	Ari Segal
Chief Financial Officer	Gregg Olson
General Counsel	Ahron Cohen
Executive VP, Hockey Ops & Head Coach	Dave Tippett
Executive VP, Ticket Sales & Strategy	Jeff Morander
Executive VP, Communications & Broadcasting	Rich Nairn
Vice President of Marketing	Josh Margulies
Exec. Asst. to the President/CEO, Office Mgr.	Karen Gilbert

**HOCKEY OPERATIONS**

Assistant G.M., Hockey Ops	Chris O'Hearn
Associate Coach	Jim Playfair
Assistant Coach	Newell Brown
Assistant Coach	John Slaney
Assistant Coach, Video	Steve Peters
Goaltending Coaches	Jon Elkin/ Corey Schwab
Director of Player Development	Steve Sullivan
Player Development Coach	Mike Van Ryn
Skills Coach	Steve Potvin
Skating Coach	Dawn Braid
Strength & Conditioning Coach	J.P. Major
Asst. Strength & Conditioning Coach	Curt Truhe
Executive Asst., Hockey Operations	Ashley O'Hearn
Head Athletic Trainer/ Assistant Trainers	Jason Serbus/ Mike Ermatinger, Mike Booi
Manual Therapist	Mike Griebel
Equipment: Head Mgr. / Mgr. / Asst. Mgr.	Stan Wilson / Tony Silva / Jason Rudee / Denver Wilson
Director of Statistical Analysis	Brad Rossen
Hockey Operations Coordinator	Al Ambrosia
Team Services Manager / Security	Rick Braunstein / Jim O'Neal
Scouting Directors, Amateur / Pro	Tim Bernhardt / TBD
Asst. Director of Amateur Scouting	Jeff Twohey
Professional Scouts:	David MacLean, Jim Roque
Scouts:	Thomas Carlsson, Max Kolu, Robert Neuhauser, Sergei Kuznetsov,
	Trevor Hanson, Rob Pulford, Mike Sands, Glen Zacharias, Jim Hammett, Rick Beckfeld
European Player Development	Brett Stewart
Team Internist / Orthopedic Surgeons	Drs. Robert Luberto / Brian Shafer, Gary Waslewski
Ophthalmologists	Drs. George Reiss, Jeffery Edelstein
Team Sports Psychologist	Matt Brown

**BROADCASTING**

Director of Broadcasting	Doug Cannon
TV Play-By-Play / Color / Host	Matt McConnell / Tyson Nash / Todd Walsh
Radio Play-By-Play / Color / Host	Bob Heethuis / Nick Boynton / Luke Lapinski

**COMMUNICATIONS**

Sr. Director of News Content	Dave Vest
Media Relations Manager/ Coordinator	Greg Dillard/ Jeffrey Sanders

**HOCKEY DEVELOPMENT**

Director of Amateur Hockey Development	Matt Shott
Mobile Tour Manager	Abby Storm

**COMMUNITY RELATIONS / FOUNDATION**

Exec. Dir. of Arizona Coyotes Foundation / Manager	Liz Kaplan / Ali Smith
Community Relations Director / Mgr. / Coord.	Olivia Campos / Rachel Korchin / Natalia Protopopoff

**CORPORATE PARTNERSHIPS & SERVICE**

Sr. Advisor, Business Dev. & Alumni Relations	Cale Hulse
Corporate Partnerships Managers	Mike Akers, Marshall Spalding, Jamie Quint
Corporate Partnerships Service Mgr. / Coords	Lindsay Foletta / Matt Carnot, Taylor Popish

**FINANCE & ADMINISTRATION**

Controller	David Montgomery
Accounting Coord. / Payroll Admin	Craig Scott / Viki Redgrave
Staff Accountants	Chris Shelly, Jessica Fuentes
Associate General Counsel	Marina Mercer

**GAME PRESENTATION**

Director of Game Presentation / Coordinator	Lamont Buford / Dave Ellsworth
---	--------------------------------

**HUMAN RESOURCES**

Sr. Director, HR	Patty Frankenhfield
Receptionist/HR Administrator	Kara Montgomery

**MARKETING**

Director, Marketing Analytics	Ben Wang
Sr. Mgr., Creative & Web Services	Scott Jenner
Manager, Social Media Strategy	Marissa O'Connor
Digital Marketing Mgr.	Erin Kwiatkowski
Coordinators, Marketing / Mascot	Rebekah Schieck / Jeph Harris

**PREMIUM & SUITE SALES**

Sr. Director of Premium & Suite Sales	Grant Buckborough
Premium Seating Sr. Mgr. / Mgrs	Mike Briody / Mike Ostrowski, James Whitener
Premium Seating Mgrs. / Service Mgr.	Matt McClelland, Dave Paris / Katrina Hinsberg

**PRODUCTION**

Production Director / Manager	Rachel Regnier / Jon Kingston
Video Graphics Coord. / Shooter/Editors	Robert Clark / Jesse Aranda, Tim Page

**TECHNOLOGY**

IT Director / Tech / Support	Monty Low / Justin Ferguson / Michael Wenzel
------------------------------	--

**TICKET OPERATIONS**

Ticket Operations Coordinators	Piriya Timratana, CJ Scherrer
Ticket Operations Reps.	Ivette Servin, James Hess

**TICKET SALES & SERVICE**

Vice President of Ticket Sales & Service	Bill Makris
Sr. Director, Client Services & Guest Experience	Lindsay Kray
Director, Business Development	Sam Bays
Service & Retention Supervisor	Karalyn Katchmark
Sr. Service & Retention AE / Service & Retention AE	Sean Sanford / Zack Taylor
Head Coach / Assistant Sales Supervisor	Matt Herold
Group Sales Mgr. / Amateur Hockey Dev. & Group Sales Exec.	Steve Gonzales / Jon Shivener
Group Sales Account Execs.	Chris Bongo, Jon Kane, Taylor Hatleberg, Nate Wisniewsk
Sr. Business Dev. AE / Street Team Supervisor	Josh Pitts
Business Dev. Account Executives	Brad moss, Brittany Lovro, Craig Campbell,
	Michael Kesaris, Sean Phelan
New Business Ticket Sales Reps.	Andrew Lemek, Danny Vernon, Emma Ferrera, Justin Peterson,
	Kyle Weeden, Rebecca Wheaton, Ryan LaBarge, Sabrina Ethridge,
	Zach Bishop, Zach Mathews, Dan Rios, Juan Garza, Zach Heller
Inside Sales Reps.	Devin Miller, Kristen McKenna, Marco Pupillo

**TUCSON ROADRUNNERS (AHL)**

Acting President	Bob Hoffman
General Manager	Doug Soetaert
Head Coach / Assistant Coach	Mark Lamb / Mark Hardy
Athletic Trainer / Equipment Mgr.	Deven Alves / Eric Bechtol
Strength & Conditioning Coach/Asst. Athletic Trainer	Matt Harder
Asst. Equipment Manager	Ryan Andrus
Dir. of Media Relations/ Radio Play-By-Play	Tom Callahan
Dir. of Game Operations	Mark Iralson


**TEAM INFORMATION**

Regional Sports Network / Radio Station	FOX Sports Arizona / Arizona Sports 98.7 FM
Team Photographer	Norm Hall


## MEDIA RELATIONS STAFF



**Rich Nairn**  
EVP of Communications and  
Broadcasting



**Greg Dillard**  
Manager of Media Relations



**Jeffrey Sanders**  
Media Relations Coordinator

On behalf of the Arizona Coyotes, welcome to the 2016-17 National Hockey League season. Since 1996-97, the Coyotes have produced some of the Valley's top sports stories and we expect the excitement to continue this year. As we enter our 20th year in the Valley of the Sun, we hope to make your job covering the Coyotes as easy and as pleasant as possible. In order to help our operation run smoothly and make your jobs easier, we ask that you please follow the guidelines below:

### MEDIA CREDENTIALS:

Media credentials are issued to working media only. The media entrance at Gila River Arena is Gate 1, located at the southwest corner of the arena. The media entrance and media will-call window will be open 3 hours prior to the start of each game. All credentials are non-transferable. Any unauthorized use will subject the bearer to ejection from Gila River Arena and confiscation of the credential. All media are required to display credentials when entering the media lounge, press box and dressing room areas, and must wear their credentials throughout the game. Season media passes will be issued to established newspapers, television & radio stations, websites and magazines. Please contact Greg Dillard (greg.dillard@arizonacoyotes.com) for season media credential requests.

### INDIVIDUAL GAME CREDENTIALS:

Individual game credentials should be requested through Jeffrey Sanders (jeffrey.sanders@arizonacoyotes.com) at least 24 hours prior to game time. Pre-arranged passes must be picked up at the media entrance at Gate 1, located at the southwest corner of Gila River Arena. Credentials will be issued on an availability only basis.

### PREGAME ACCESS:

NHL dressing rooms are not open prior to game time. Requests for interviews prior to the game will be accommodated upon the approval of the players and coach involved. However, NHL regulations allow for a maximum of three players per team to be made available upon request up to 90 minutes before the game. Coyotes' players will be made available from 4:30 p.m. to 5:00 p.m. for a 7:00 p.m. start. The ideal time for game day interviews is at the morning skate, held each game-day morning (10:30 a.m.) at Gila River Arena or the Ice Den in Scottsdale (practice times are subject to change). Please contact any member of the media relations staff to set up a request.

### POSTGAME ACCESS:

Both the Coyotes and the visitor's dressing rooms will be open no later than five minutes after each game. Media will have access to the players for 30 minutes after the rooms are opened. Only working media with official credentials will be allowed into the dressing rooms. Following the player media access, Coyotes Head Coach Dave Tippett will be available for postgame comments in the interview room, located across the hall from the Coyotes' dressing room. The NHL officials' locker room is off limits to the media. If a comment or interpretation from the game's referee or NHL supervisor is required, a pool reporter may be assigned. **ABSOLUTELY NO AUTOGRAPHS ARE ALLOWED DURING MEDIA ACCESS PERIODS.**

### DAILY PRACTICES:

Coyotes' practices will be held at Gila River Arena or the Ice Den in Scottsdale. All practices are open to the media. For up-to-date information on practice times and locations, please email Greg Dillard (greg.dillard@arizonacoyotes.com) to be included on the team's practice distribution email list.

### PRESS BOX ACCESS:

The Keilback Press Box at Gila River Arena is located on the west side of the building on level 7. A designated press elevator (right side) is located next to Gate 1 (media will-call) and the press lounge. Upon arrival in the press box, please review the posted seating chart for assigned seats.

### BROADCAST BOOTH POSITIONS:

All broadcast positions are located in the main press box of Gila River Arena. Please review the posted seating chart for assigned booths.

### GAME NOTES:

Complete sets of NHL game notes, NHL statistics and news releases will be made available in the media work room in the media lounge as well as in the press box. Game notes, stats and releases can also be found online at ArizonaCoyotes.com or NHLMedia.com. Additional materials (out-of-town scores, game summaries) will be distributed to all working media throughout the game.

### ONLINE PRESS BOX:

Coyotes' media relations will once again provide a convenient online media website called the Arizona Coyotes Online Press Box. This site provides media members with a variety of up to date and comprehensive tools necessary to cover all of the Coyotes' action on and off the ice. The online press box can be accessed at <http://www.arizonacoyotes.com/media>. There you will find NHL statistics, NHL game notes, news releases, daily team news clips, postgame quotes, as well as audio and videos. Additionally, the website includes the 2016-17 media guide, rosters, season statistics and schedule.

To access the Arizona Coyotes Online Press box, a login and username will be required upon entry. Media members may use the following username and password to enter the online press box: **LOGIN:** media@arizonacoyotes.com **PASSWORD:** Media

### PHOTOGRAPHY:

Photo credentials will also be issued in the same manner as media credentials. Weekly papers and magazines on assignment may obtain passes by having the photo editor request a single-game credential. Please email Jeffrey Sanders (jeffrey.sanders@arizonacoyotes.com). Team photographer, Norm Hall, will assign photo positions on a game-by-game basis. Photographers must check in with Mr. Hall or a member of his staff in the media lounge prior to game time. All photographers must comply with space assignments and shooting regulations. Photographers must shoot from designated areas only. Should photographers require any additional information regarding equipment (i.e. strobes), please contact Norm Hall at (602) 620-1532 or NHall7@cox.net.

### PHONES/STATISTICIANS:

Media are provided with working phones, high speed internet lines and wireless internet access in the press box and media work room. Should you require an additional phone line at Gila River Arena, please contact a member of the Coyotes media relations staff. Statisticians are available to assist television broadcasters by contacting Director of Broadcasting Doug Cannon (doug.cannon@arizonacoyotes.com). These services must be arranged at least 24 hours prior to the game.

### MEDIA PARKING:

The Coyotes offer media parking in the Renaissance Hotel parking garage located directly across from Gate 1 at Gila River Arena, which is located near the southwest corner of the arena. Visiting media who require media parking should contact Jeffrey Sanders (jeffrey.sanders@arizonacoyotes.com).

We hope this outline of procedures and guidelines will assist you in your coverage of the Arizona Coyotes and the National Hockey League in 2016-17. Please don't hesitate to call us if you need additional assistance. We look forward to working with you again this season.





## ARIZONA COYOTES FOUNDATION

### Mission

The Arizona Coyotes Foundation seeks to enhance the quality of life throughout Arizona communities by supporting non-profit organizations that promote healthcare, education, sports and cultural arts programs for children and servicemen and women.

### Supporting Arizona Nonprofits

Since 1996, the Arizona Coyotes Foundation (Tax ID # 86-1021459) has donated millions of dollars in the form of grants to local non-profit organizations supporting children and servicemen and women. Without these funds, some of our community's most deserving non-profits wouldn't have the opportunity to make a positive, and even life-altering impact on those they serve. Leveraging our community ties and support of the Arizona Coyotes fan base, we have helped hundreds of Arizona non-profits fulfill their missions with monetary and in-kind donations.



Gala hosts 150 guests, and features silent and live auctions. The Celebrity Waiters gala is the biggest fundraising event for the Arizona Coyotes Foundation.

### Telethon:

The Arizona Coyotes Foundation holds an annual charity telethon on FOX Sports Arizona during an Arizona Coyotes home game each season. Coyote players' wives, alumni and local celebrities answer phone calls and all funds raised provides a financial support towards a local non-profit. Fans who make donations receive signed specialty items.

### In-Arena Philanthropy

Giving back is part of the game. During each home game, the Arizona Coyotes Foundation holds fundraisers at the Community Corner located at Section 110 near Gate 2. Items available for auction range from autographed mystery pucks, one-of-a-kind signed wood pieces, yard sales and many other items. Several special jersey auctions were held throughout the year including: Hockey Fights Cancer, Military, D-backs and game worn Throwback jerseys. Auctions are open for fans to buy and bid with all funds directly benefiting the Arizona Coyotes Foundation grant cycle.

The Arizona Coyotes Foundation hosts a 50/50 raffle every home game that allows one lucky raffle winner to receive 50% of the net profit and the remaining 50% goes towards the Arizona Coyotes Foundation.

### Scoreboard Messages/Zamboni Rides

The Coyotes offer a number of in-game experiences that are available with a donation to the Arizona Coyotes Foundation. All proceeds from the fan experiences go to the Arizona Coyotes Foundation grant cycle!

Scoreboard Message: For a donation of \$75, Coyote fans can welcome, congratulate or wish a friend Happy Birthday or Anniversary during one of the Arizona Coyotes home games.

Zamboni Rides: Fans have an opportunity to donate \$200 to ride the Zamboni at any of the Coyote home games.

Visit the [ArizonaCoyotes.com/foundation](http://ArizonaCoyotes.com/foundation) for more information or email [info@arizonacoyotesfoundation.com](mailto:info@arizonacoyotesfoundation.com)

## ARIZONA COYOTES COMMUNITY RELATIONS

The Arizona Coyotes spend countless hours and resources developing partnerships with other organizations throughout Arizona. The result is the creation of many innovative programs that benefit thousands of people in Arizona and help further extend the bounds of the team's community efforts. The great success of these programs is a result of the excellent partners we have with the Arizona community.

### In-Kind Donations

The Arizona Coyotes gives out over 1,500 in-kind donations to valley non-profit organizations throughout the year to support fundraising initiatives. These donations help raise over \$150,000 for Arizona's non-profits.

### Howler and Paw Patrol

Our favorite furry desert hockey ambassador, Howler, and the Paw Patrol ladies entertain fans throughout the Valley, making over 500 community appearances a year for everything from hospital visits to charitable walks to school assemblies.

### Tickets for Kids/Service Men and Women

The Coyotes organization, players, individuals and corporate partners sponsor children from non-profit organizations and service men and women, including veterans, to a Coyotes game. Due to this generosity, more than 10,000 individuals have an opportunity to attend a Coyotes game each season.



### Fundraising to Engage and Inspire Events

The Foundation hosts fundraising events to engage our fans and inspire the community to give back to those in need. These are some of our signature events:

### Arizona Coyotes Foundation Golf Classic:

The Arizona Coyotes trade in the ice for the links one time each year for the Arizona Coyotes Foundation Golf Classic. Each foursome sold is paired with a player, coach, broadcaster or alumni while they went golfing for the day. The Annual Golf Classic is a one of a kind event for the Coyotes and an up-close experience with everyone's favorite players. There is also a silent and live auction to bid on experiences, signed merchandise and many other items. All proceeds go towards the Arizona Coyotes Foundation.

### Celebrity Waiters Gala:

One time a year, you can find the Arizona Coyote players dressed up as servers and serving guests food and wine all night. The



Shane Doan



Mike Smith



Howler

## **Ticket Assist Program**

Season ticket holders can donate their tickets when they are unable to attend a game. These tickets are then distributed to local non-profit organizations throughout Arizona with the Tickets for Kids/Service Men and Women Program.

## **Future Goals Program**

Future Goals is an online learning initiative that uses the fast-paced, exciting game of hockey as a learning vehicle for students to understand the real-world application of key science, technology, engineering, and math (STEM) subject matters. The program also introduces students to significant future career opportunities that exist in STEM-related fields. Program, training and usage is all FREE to teachers/schools. Currently over 20,000 students have benefitted from the curriculum!

## **Coyotes Reading Program**

The Arizona Coyotes are committed to improving literacy in the state of Arizona by offering an incentives-based reading program to local teachers at no cost. The Coyotes Reading Program supports existing reading curriculum in grades 2-4 by encouraging students to increase the minutes they spend reading both in school and at home while receiving Coyotes prizes for their accomplishments.

## **Coyotes Speakers Bureau**

The Arizona Coyotes offer local organizations and schools to request a speaker from our staff, management, and alumni for special events. We are dedicated to sharing our knowledge and specialties to those in the community interested in learning more.

## **Howler's Kids Club**

Provides a special opportunity for our young fans to interact with Howler and the Coyotes on a more intimate level. Kids will receive special merchandise, access to Kids Club events and memories to last a lifetime.

## **Volunteering and Hospital Visits**

Arizona Coyotes players, coaches, management and staff visit local non-profits and children's hospitals throughout the year to support the specific organizational needs. Whether it's packing boxes, serving food, or brightening the day of kids during their hospital stay, the Coyotes organization is always willing to lend a hand.

## **Player Programs**

Arizona Coyotes players support local non-profits through multiple different channels based on their personal passions and connections to causes. Throughout the year, players may host events, guests to games, appear at events, donate time/finances, among many other activities. Players are dedicated to giving back to our fans and community.

Visit the [ArizonaCoyotes.com](http://ArizonaCoyotes.com) Community Section for more information on Arizona Coyotes Community Relations



## **GROWING THE GAME**

### **Arizona Coyotes Hockey Development Program (AZCHDP)**

The AZCHDP helps young individuals develop as athletes, leaders and members of the community through various ice, roller, and street hockey programs that emphasizes excellence, commitment, discipline, teamwork, and sportsmanship. The goal is to give every participant (coach, player, and parent) the opportunity to improve their knowledge of hockey and experience the enjoyment the game provides. With hockey emerging as a warm weather sport, the Arizona Coyotes have developed several avenues for fans to participate in the sport and experience hockey through hands-on interaction.

## **Little Howlers Program**

The Little Howlers Program is an on-ice youth hockey program hosted in cooperation with the Arizona Coyotes Hockey Development Program, Arizona Amateur Hockey Association, One Goal and local hockey rinks. The program consists of six to eight one-hour sessions designed to provide kids ages 4-8 a risk free introduction to the sport of hockey. For a \$100 each participant receives a set of head to toe equipment to be used during each session, which includes a pair of skates provided by the Coyotes, and a jersey, all of which the player gets to keep after their experience is complete. For more information or to register for an upcoming clinic, visit [www.arizonacoyotes.com/kidsfirst](http://www.arizonacoyotes.com/kidsfirst).

## **Coyotes Hockey School Clinics**

The Coyotes host a series of youth hockey clinics and camps at Gila River Arena. These clinics are designed to help the beginner and intermediate players develop their hockey skills, as well as showcasing the level of hockey throughout the state. Each clinic, coached by a member of the Arizona Coyotes coaching staff, is uniquely geared to a specific skill set such as power skating, shooting and passing, checking, and goalie techniques. The Coyotes also host coaching clinics throughout the season which provide coaches with the newest and most innovative coaching methods available and also feature symposium formatted discussions with current and former Coyotes players, coaches and executives.



## **Street Coyotes**

Street Coyotes is a NHL-based initiative to grow the sport of hockey among children. By playing the sport in shoes, instead of skates, it allows kids to experience the sport without the intimidation of learning how to ice or roller skate. In order to expose and teach the game of hockey to as many children as possible, the Coyotes have partnered with various organizations and school districts, including: Boys and Girls Clubs of Metropolitan Phoenix, Best Buddies of Arizona, B.A.S.I.S Charter Schools, Glendale Elementary School District, Special Olympics of Arizona among others. The Coyotes will also begin recreational street hockey leagues around the state in order to grow street hockey even further, beginning with the City of Phoenix Parks and Recreation's youth sports program.

## **Part of the Pack Rink Partnership**

For the first time in Coyotes History, the team has embarked on a city-wide partnership with six local hockey rinks in the Phoenix area. Each rink is provided various marketing items, such as dasher boards, banners, house league jerseys, etc, all branded with the Coyotes Logo in order to signify a pack mentality with anything associated with youth hockey. Other benefits include special player visits, hockey clinics, and web-site sponsorships. To learn which local rink is near you, please visit [www.arizonacoyotes.com](http://www.arizonacoyotes.com).







The Coyotes provide exclusive and comprehensive coverage of the team on a daily basis via our team's official website - arizonacoyotes.com.

## GAME DAY COVERAGE

Starting with the morning skate and continuing through the postgame interviews, arizonacoyotes.com provides fans with extensive team coverage on game days. Each game day, written and video previews are posted to the web site. A written recap is posted shortly after games, as are game highlights, a photo gallery, stats, video interviews with players and coaches and more.

## OFF-DAY COVERAGE

On days when the Coyotes do not play games, arizonacoyotes.com provides written and video features, plus news and notes from off-day practices.

## MULTIMEDIA

Visitors to arizonacoyotes.com can watch and/or listen to video and audio interviews with Coyotes players and coaches before and after games. All news conferences and team events within the community are featured in widescreen video format. Arizonacoyotes.com also lets fans listen to live broadcasts of all Coyotes games.

## E-NEWS

Be the first to know about breaking Coyotes news regarding player signings, trades, and ticket specials by signing up for the team's free Tape-to-Tape E-newsletter.

## TEAM

Get the latest news on all of your favorite Coyotes players and coaches. View in-depth bios, as well as the Future Coyotes section, which provides up-to-date information on prospects.

## NEWS

Check this section for archived news releases, stories, features and game recaps.

## SCHEDULE

Results from every game and the team's upcoming schedule are available at this section of the site. This section also features the Gila River Arena events calendar.

## STATS

At arizonacoyotes.com, fans will find complete player, team and League statistics and standings.

## TICKETS AND PROMOTIONS

Avoid ticket lines by purchasing tickets online. Also, don't forget to check out the 2016-17 promotions schedule.

## BLOGS

Players, broadcasters and website staff members contribute blog entries on a regular basis to keep fans updated on what's going on behind the scenes.

## FAN ZONE

This interactive area allows fans to view photo galleries and download fun and interactive programs.

## COMMUNITY

Keep up with all of the Coyotes events and player appearances as well as information about the Arizona Coyotes Foundation.

## HOCKEY PROGRAMS

Fans can learn about hockey programs across the Valley including a complete listing of Arizona Hockey Associations and area rinks. Fans can also sign up for one of the adult or youth hockey clinics offered.

**ARIZONA COYOTES** GILA RIVER ARENA

SECTIONS ▼ TICKETS SCHEDULE NEWS VIDEO TEAM STATS SCORES FANS COMMUNITY HOCKEY DEVELOPMENT

**OUR COLORS. OUR MOMENT.**  
OFFICIAL OUTFITTER OF THE WORLD CUP OF HOCKEY 2016

Exhibition Games

Monday, Sep 26

LAK VS ARI 10:00 PM ET

Monday, Sep 26

ARI 10:30 PM ET

TICKETS GAMECENTER

**Strome Eager To Prove He Belongs In NHL**

**OUR COLORS. OUR MOMENT.**  
OFFICIAL OUTFITTER OF THE WORLD CUP OF HOCKEY 2016

**Follow The Coyotes**

# GILA RIVER ARENA

Gila River Arena, Arizona's Premiere Sports & Entertainment Center, is a state-of-the-art, multi-purpose facility located at Loop 101 and Glendale Avenue. The arena anchors the 223-acre, \$1 billion development Westgate Entertainment District, the "crown jewel" of sports and entertainment complexes. The Coyotes, the Gila River Indian Community and Gila River Casinos agreed to terms on a nine-year partnership agreement that includes the naming rights for the venue. This will be the first federally recognized Tribal naming rights deal with a sports venue that houses one of four major professional sports leagues in the country.

Owned by the City of Glendale, managed by AEG Facilities, Gila River Arena is home to the National Hockey League's (NHL) Arizona Coyotes and a multitude of spectacular entertainment events annually. With two separate concourses on two seating levels, Gila River Arena's open concourses are fan-friendly and provide fans with an open view of the ice. The Arena also features an intimate seating bowl that has all the modern amenities. The venue seats 17,125 for Coyotes games and both seating levels have been strategically situated to create great hockey sightlines.

There are 87 luxury suites in Gila River Arena, including two tower suites and 12 party suites that can accommodate large groups of up to 50 people. In addition, the Suite Level Club (located on the club suites level) consists of 400 upscale seats with unique club and dining opportunities. BMW Lounge is an upscale private club, open exclusively to season ticket holders. The Lounge is located directly behind the Coyotes and visiting team player benches, offering fans unique views of both the Coyotes and visiting team players as they enter and exit the ice.

Levy Restaurants and the Coyotes continue to elevate the fan experience year-to-year, evolving menus and leveraging the latest technology and guest insights to create a dining experience to match the excitement on the ice. For the 2016-17 season, the culinary team, led by new Executive Chef Steven Maak, are thrilled to roll out new and enhanced offerings that cover a broad spectrum of flavor profiles, which will complement the overall experience at the arena.

New selections include The Hog Wild Burger, a 1/3 pound burger piled high with smoked pulled pork, marmalade jelly and smoked gouda, chicken and steak street tacos, hand carved sandwiches, grilled cheese sandwiches with a twist, and a soon to be fan favorite Buffalo Blue Cheese Chips. Papa John's Pizza, Wetzel's Pretzels, Rita's Ice and three Tim Horton's locations featuring their signature coffee and Tim Bits are all returning this season. Rounding out the offerings, will be a new Grab N' Go area with a selection of healthy and gluten free items.

Fanatics Retail Group continues to manage the team's retail store, the Coyotes Den at Gila River Arena. Fanatics, the leading online retailer of officially licensed sports merchandise, offers the largest selection of team merchandise found anywhere along with advanced e-commerce and fulfillment solutions for hundreds of professional teams and colleges, leagues, conferences and media sites. The Coyotes Den at Gila River Arena is open seven days a week 11:00 a.m. – 7:00 p.m.

Fanatics will feature concourse retail locations at Gate 2 featuring custom-made jerseys, in addition to a newly renovated Coyotes Den at Gate 4 which will offer custom-made jerseys, apparel, headwear and an array other items for Coyotes fans. Fanatics will also have two stores located on the club suite level near each entrance to Suite Level Club as well as two stores located on the east and west sides of center ice on the upper level concourse. Inside the stores and retail locations, fans will notice a wider variety and more options to purchase Coyotes gear in arena. Popular brands such as Reebok, Antigua, 47 Brand, G-III, Wincraft and Sher-Wood will be available at the various retail locations around Gila River Arena.

For tech savvy guests coming to the arena, the new season will bring enhanced cellular coverage. The Gila River Arena has installed a new Distributed Antenna System (DAS). The addition of 184 new antennas will improve coverage and service for users of the major mobile carriers during events.

Fans visiting this exceptional arena enjoy state-of-the-art technology, including an electronic display system with 360-degree video boards, an eight-sided scoreboard, an advanced in-arena production studio and superior acoustics for concerts and other special events.

The building opened on December 26, 2003 with the Arizona Sting's inaugural National Lacrosse League (NLL) game. The following night, December 27, the Coyotes hosted the Nashville Predators in front of a standing-room only crowd of 19,052 for the inaugural NHL game at Gila River Arena. The arena has also hosted five NHL Playoff series, including the 2012 Western Conference Final.

The venue has hosted major acts and numerous sell-outs such as U2, Elton John, The Rolling Stones, Paul McCartney, Bruce Springsteen, Kenny Chesney, Motley Crue, Justin Timberlake, Katy Perry, Taylor Swift and the Eagles. Many more A-list acts and major up-and-coming artists have played the venue including Ed Sheeran, Justin Bieber, Marc Anthony, Aerosmith, Bon Jovi, Madonna, Red Hot Chili Peppers, Sam Smith, Barry Manilow, Bob Segar, and Coldplay.

Gila River Arena has also hosted a variety of live entertainment in recent years including Travis Pastrana's Nitro Circus Live, Smuckers Stars on Ice, Street League Skateboarding, Nuclear Cowboyz, Professional Bull Riding (PBR), Boxing, and Rage in the Cage. The arena has brought a number of family oriented shows to Glendale including the likes of Radio City Christmas Spectacular, Trans-Siberian Orchestra, Sesame Street Live!, the Harlem Globetrotters and Cirque du Soleil.

Every February, Gila River Arena comes alive with "February Frenzy", the Arizona Interscholastic Association's (AIA) high-school tournaments and state championship for basketball.

## GILA RIVER ARENA FAST FACTS

- Fastest built arena of its kind in the United States (18 months)
- Over 20,000 people were involved in the construction process with a grand total of 1.5 million man-hours. At the peak of construction, 840 people worked on site at one time.
- 47,000 yards of concrete
- 5,000 tons of steel to reinforce the concrete structure
- 1,600 tons of steel support the roof which covers 187,000 square feet (4.3 acres)
- Steel in roof weighs 5 million pounds
- Roof covers 4 acres and supports 187,000 feet of insulated roofing
- 31,000 square feet of exterior glass
- 30 miles of piping systems
- 220 miles of wiring
- 41,000 lineal feet of storm drain piping
- 300,000 square feet of sidewalk was created
- 2,400 tons of air conditioning
- 10,000 gallons of water is used to create the ice sheet for hockey/figure skating
- The 34,000 pound center hung scoreboard (28 feet by 28 feet) cost \$2.5 million. It has four 9' x 16' video instant replay screens and is raised and lowered by an electric winch capable of hoisting 50,000 pounds that is mounted up in the roof truss section directly over center ice.

CONSTRUCTION	Began on June 17, 2002
COMPLETION	December 2003, 18 months of construction
OPENING DATE	December 26, 2003 – Arizona Sting vs. Vancouver Ravens
OPENING HOCKEY	December 27, 2003 – Phoenix Coyotes vs. Nashville Predators
OPENING CONCERT	February 12, 2004 – Bette Midler
COST	\$220 million
ARCHITECTS	HOK
CONTRACTOR	Perini Construction
OWNER	City of Glendale
MANAGEMENT	AEG Facilities
SIZE	Located on 223 acres, the arena complex is 612,900 square feet and built 90 feet underground
LOCATION	9400 West Maryland Avenue Glendale Avenue, Arizona 85305
SEATING	Seating capacity for hockey – 17,125 with a maximum of 20,000
PARKING	7,000 parking spaces on site around the arena
LUXURY SUITES	87 suites located on two mid-level concourses, each accommodates up to 20 guests
PUBLIC ENTRANCES	Five entrances, located at Gate 1 (southwest), Gate 2 (west), Gate 4 (north), Gate 6 (east) and Gate 7 (southeast).
MEDIA ENTRANCE	Media parking for Coyotes games at Gila River Arena is available in the Renaissance Parking Garage (levels 2 & 3) directly across from Gate 1 near the southwest corner of the arena. Show your media credential or station/newspaper identification for access.





# FRONT OFFICE







## ANDREW BARROWAY

Majority Owner, Chairman and Governor



Andrew Barroway became the Majority Owner, Chairman and Governor of the Arizona Coyotes on December 31, 2014.

Mr. Barroway is the Managing Partner of Merion Investment Management LP, an event driven hedge fund that currently manages more than \$1 Billion. Merion was founded in January 2009. Barroway graduated from the University of Pennsylvania Law School in 1991.

## GARY J. DRUMMOND

President of Hockey Operations & Alternate Governor



Gary J. Drummond was named President of Hockey Operations on May 5, 2016.

Mr. Drummond has been an investor and Board member on several private and public companies including Baytex Energy Corp., Crew Energy Inc., Comaplex Minerals Corp. and presently Bonterra Energy Corp. and Pincliff Energy Ltd.

Mr. Drummond was Co-founder, Chairman and CEO of Direct Energy Management Limited and Universal Energy Group. He took both companies public on the Toronto Stock Exchange.

Born and raised in Southern Saskatchewan, Mr. Drummond graduated from the University of Saskatchewan Law School in 1973 with a Bachelor degree in Law and Economics.

He played competitive hockey and baseball and has been an avid lifelong sportsman and fan.

## ANTHONY LEBLANC

President, CEO & Alternate Governor



Anthony LeBlanc has been a sales and marketing executive for the past 20 years at firms such as the Corel Corporation, Giga Information Group, and most notably as the Vice President of Global Sales at Research In Motion (now BlackBerry) between 2000 and 2008.

He was a founding member of Ice Edge Holdings in 2009. In 2011, Mr. LeBlanc was nominated as the candidate for the Progressive Conservative Party of Ontario in his hometown riding of Thunder Bay Superior North. While not successful in his bid to become a Member of the Ontario Legislature, he did double the PC's percentage of the vote.

In August of 2013, Mr. LeBlanc and his partners in the newly formed IceArizona Acquisition Company purchased the Phoenix Coyotes from the National Hockey League. In September of that year, he was named the franchise's President, Chief Executive Officer and Alternate Governor. Within the first three months, significant long-term contracts were completed with FOX Sports Arizona, Levy Restaurant Group and Ticketmaster. Within the first year of operating, the team had broken all franchise revenue records, and had signed a new long term naming rights agreement with the

Gila River Indian Community. This was the first federally recognized Tribal naming rights deal with a sports venue that houses one of the four major professional sports leagues in the United States.

In December of 2014, IceArizona sold a 51% interest in the franchise to Andrew Barroway, at a valuation that was significantly higher than what was paid for the team seventeen months prior.

He graduated from Lakehead University in 1993 with a Bachelors degree in Political Science. Born in Northern Quebec and raised in Northwestern Ontario, Mr. LeBlanc resides in Arizona.





## DAVID DUCKETT

Partner




David Duckett has had a successful career in the oil and gas midstream business for over 30 years. He has built and developed top tier private and public ventures during his career and remains active today as the founder and leader of one of Canada's premier and most successful midstream organizations.

He has been instrumental in the development of the EDGE School for Athletes located in Calgary, and through his influence has established the EDGE school as one of Canada's most up and coming educational facilities. As his principle residence is located in Calgary, he spends significant time during the hockey season at his home in Scottsdale, Arizona. Mr. Duckett has been actively involved with hockey his entire life and continues to participate in many sports.

Mr. Duckett was born and raised in Calgary and obtained his Bachelor of Commerce Degree from the University of Calgary.

## WR DUTTON

Partner



WR "Bill" Dutton spent the majority of his career in the Oil and Gas drilling, exploration and production industry, most recently with a Southeast Saskatchewan company called Upton Resources Ltd which he started in 1987 as a drilling partnership. He is the holder of the 125th Anniversary of the Confederation of Canada Medal and is the member of the Saskatchewan Oil and Gas Hall of Fame.

Born and raised in Virden Manitoba, his love for hockey began at the age of 5, a love that has spanned over 70 years. He has coached, scouted, managed, scraped the ice, ran the rink, drove the bus and sharpened the skates, and whatever it took to make it happen.

Hockey runs deep in his family, his Uncle Merv "Red" Dutton played professionally with the Calgary Tigers, The Montreal Maroons and the New York American's. Red later went on to be the Coach, manager and owner of the Americans, and was the President of the NHL from 1942-45 when the Americans suspended operations for WWII. Red was the only NHL President who was a player, manager, coach and owner, as well as a trustee of the Stanley Cup.

## GEORGE GOSBEE

Partner



George Gosbee's career to date spans 20 years in corporate finance, investment banking and global capital markets. His current firm, AltaCorp Capital, is an investment bank that is partnered with ATB Financial, a wholly owned subsidiary of the Government of Alberta.

Mr. Gosbee is the former Vice Chair and current Director of Alberta Investment Management Co (AIMCo), an \$80 billion institutional investment fund. He is a former board member of Chrysler Group LLC in Detroit. He was honoured as one of 200 Young Global Leaders by the World Economic Forum for his professional accomplishments and community commitments.

Mr. Gosbee holds a Bachelor of Commerce degree from the University of Calgary where he specialized in finance and petroleum land management. Outside of business, Mr. Gosbee is active on numerous community boards and charity initiatives.

## ROBERT G. GWIN

Partner



Robert G. Gwin is Executive Vice President, Finance and Chief Financial Officer of Anadarko Petroleum Corporation (NYSE: APC). Mr. Gwin is also Chairman of LyondellBasell Industries N.V. (NYSE: LYB), Chairman of the Board of Western Gas Partners, LP (NYSE: WES) and Chairman of the Board of Western Gas Equity Partners, LP (NYSE: WGP).

He also serves on the MD Anderson Cancer Center Board of Visitors and the boards of Theatre Under the Stars (TUTS), Communities in Schools (CIS), and the Greater Houston Partnership. He holds a Bachelor of Science degree from the University of Southern California and a Master of Business Administration degree from the Fuqua School of Business at Duke University. He also earned the Chartered Financial Analyst (CFA) designation from the CFA Institute.

## SCOTT SAXBERG

Partner



Scott Saxberg is the President, Chief Executive Officer and a director of Crescent Point. He was a founder of Crescent Point Energy in 2001 and has been president of the company since 2003. Mr. Saxberg has worked in the oil and gas industry since 1992, having held a variety of roles with companies such as Shelter Bay, Wascana Energy Inc., Numac Energy Inc. and Magin Energy Inc.

Under Mr. Saxberg's direction, Crescent Point has grown from 275 boe/d in 2001 to an expected 163,500 boe/d in 2015 and a current market capitalization of more than \$9 billion. Along the way, Mr. Saxberg has received notable recognition, including being named as one of the Globe and Mail's Top 40 Under 40, awarded the 2009 Producer of the Year in Oilweek magazine and named the 2011 Saskatchewan Oilman of the Year.

Crescent Point has also received notable recognition, including awards from Alberta Venture magazine for having the best workplace in Alberta in both 2008 and 2011.

In addition to Mr. Saxberg's passions for hockey and leading a successful corporation, he is an owner of Liquidity, a winery located in beautiful Okanagan Falls of BC wine country.

Mr. Saxberg is a member of the Association of Professional Engineers and Geoscientists of Alberta and serves on the board of Aston Hill Energy General Partner. He also serves on the CAPP board of governors, the CAPP Saskatchewan Executive Policy Group and the STARS Society board of directors.

Mr. Saxberg holds a Bachelor of Science degree in mechanical engineering from the University of Manitoba.

## CRAIG STEWART

Partner



Craig Stewart is the Executive Chairman of RMP Energy Inc. He was President and CEO of Rider Resources Ltd. from 2003 to 2008, Meota Resources Corp. from 2000 to 2002 and Poco Petroleum Ltd. from 1992 to 1999. Mr. Stewart has served as a board member of several oil and gas industry organizations and public energy companies.

Mr. Stewart played hockey from 1972-76 for University of Calgary under Hockey Canada Scholarship. He attended Washington Capitals camp in 1973 and was selected All Canadian in 1976. He also played pro hockey in Germany 1979-80.

He earned his Bachelor degree in Economics and Business from the University of Calgary.





## ANTHONY LEBLANC

President, CEO & Alternate Governor



Anthony LeBlanc has been a sales and marketing executive for the past 20 years at firms such as the Corel Corporation, Giga Information Group, and most notably as the Vice President of Global Sales at Research In Motion (now BlackBerry) between 2000 and 2008.

He was a founding member of Ice Edge Holdings in 2009. In 2011, Mr. LeBlanc was nominated as the candidate for the Progressive Conservative Party of Ontario in his hometown riding of Thunder Bay Superior North. While not successful in his bid to become a Member of the Ontario Legislature, he did double the PC's percentage of the vote.

In August of 2013, Mr. LeBlanc and his partners in the newly formed IceArizona Acquisition Company purchased the Phoenix Coyotes from the National Hockey League. In September of that year, he was named the franchises President, Chief Executive Officer and Alternate Governor. Within the first three months, significant long-term contracts were completed with FOX Sports Arizona, Levy Restaurant Group and Ticketmaster. Within the first year of operating, the team had broken all franchise revenue records, and had signed a new long term naming rights agreement with the

Gila River Indian Community. This was the first federally recognized Tribal naming rights deal with a sports venue that houses one of the four major professional sports leagues in the United States.

In December of 2014, IceArizona sold a 51% interest in the franchise to Andrew Barroway, at a valuation that was significantly higher than what was paid for the team seventeen months prior.

He graduated from Lakehead University in 1993 with a Bachelors degree in Political Science. Born in Northern Quebec and raised in Northwestern Ontario, Mr. LeBlanc resides in Arizona.



## JOHN CHAYKA

General Manager



John Chayka begins his first season with the Coyotes as General Manager after being promoted to the position on May 5, 2016. At 26-years old, he became the youngest general manager in NHL and North American major sports history.

Chayka joined the Coyotes prior to the 2015-16 season as Assistant General Manager, Analytics. He was involved in all areas of hockey operations including NHL, minor league and amateur player evaluation as well as player development and coaching support.

Prior to joining the Coyotes, he co-founded and served as Director of Hockey Operations at Stathletes Inc. since 2009. Stathletes is a hockey analytics firm that tracks data through an intensive video analysis process and breaks down the game to provide objective insight into player and team performance tendencies.

The now 27-year-old native of Jordan Station, Ontario earned his bachelor's degree in business administration from the Richard Ivey School of Business at the University of Western Ontario in 2014. Chayka was drafted to the Ontario Hockey League but committed to going to college instead. He played Junior "A" hockey in Canada and was a top scorer in the Maritime Junior "A" League. He also played briefly in the BCHL before suffering a career ending injury.

John currently resides in Scottsdale with his fiancé Kathryn.





## CHRIS O'HEARN

Assistant General Manager, Hockey Operations



Chris O'Hearn enters his 10th season with the Coyotes and his second as Assistant General Manager, Hockey Operations.

As a member of Arizona's hockey operations management team, O'Hearn's responsibilities include player contract research and negotiations, scheduling, salary arbitration and salary cap management. He is also involved with fiscal and strategic planning, evaluating pro and amateur players, compliance with the Collective Bargaining Agreement, and administration with the NHL's Central Registry as well as the day-to-day operations of the hockey department.

The 34-year-old native of Winnipeg, Manitoba earned his Bachelor of Arts degree in political science from Arizona State University in 2004. O'Hearn also graduated from the New England School of Law in 2007.

Chris and his wife, Ashley and son Callan, reside in Phoenix.

## TIM BERNHARDT

Director of Amateur Scouting



Tim Bernhardt is in his third season as the Coyotes' Director of Amateur Scouting. He is responsible for all amateur scouting and oversees the Entry Draft process for the Coyotes.

The 58-year-old Bernhardt joined the Coyotes as an amateur scout in 2010-11 before serving as the Assistant Director of Amateur Scouting in 2013-14.

Bernhardt started with the Dallas Stars as an amateur scout in 1993 and was named Director of Amateur Scouting in 1998. He left the Stars in 2011 after 18 years in the organization including 14 years as the Stars' Director of Amateur Scouting.

Bernhardt, a native of Sarnia, Ontario, was a key player in the Stars organization and was responsible for drafting players such as Steve Ott (2000), Mike Smith (2001), Jussi Jokinen (2001), Trevor Daley (2002), Loui Eriksson (2003), James Neal (2005), Matt Niskanen (2005) and Jamie Benn (2007).

Prior to his scouting career, Bernhardt played 67 games in the NHL as a goaltender with the Calgary Flames and the Toronto Maple Leafs. In total, Bernhardt played 12 seasons of professional hockey in the NHL, AHL and CHL.

Bernhardt currently resides in Schomberg, Ontario, with his wife, Sheri, and sons, Matthew and Jake.


## PRO & AMATEUR SCOUTS



David MacLean  
Pro Scout



Jim Roque  
Pro Scout



Jeff Twohey  
Amateur Scout



Rob Pulford  
Amateur Scout




Mike Sands  
Amateur Scout



Glen Zacharias  
Amateur Scout



Thomas Carlsson  
Amateur Scout



Trevor Hanson  
Amateur Scout



Max Kolu  
Amateur Scout



Sergei Kuznetsov  
Amateur Scout



Robert Neuhauser  
Amateur Scout



Jim Hammett  
Amateur Scout



Rick Beckfeld  
Amateur Scout



Brett Stewart  
European Player  
Development Coach



## DAVE TIPPETT

### Executive Vice President, Hockey Operations/Head Coach



Dave Tippett enters his eighth season as the Coyotes Head Coach. Tippett was named the 17th head coach in Coyotes/Jets franchise history on September 24, 2009. He was promoted to Executive Vice President of Hockey Operations/Head Coach on May 5, 2016.

In his seven seasons with the Coyotes, he has compiled a 252-215-73 record (577 points) and three postseason appearances. Tippett is the longest tenured and all-time winningest coach in franchise history while his .534 points percentage is the highest of any head coach in team history.

Tippett coached in his 1,000th career NHL game vs. Los Angeles on Feb. 2, 2016 becoming the 24th head coach to do so in NHL history. He also became the 22nd head coach to reach the 500 win plateau with a 2-1 OT win vs. Calgary on Nov. 27, 2015. Tippett became the 30th head coach in NHL history to coach in 900 games on Dec. 20, 2014 at Los Angeles. He collected his 400th career head coaching victory at Edmonton on March 18, 2012.

In 2011-12, Tippett led the Coyotes to an impressive 42-27-13 record (97 points), and the franchise's first division title. Highly regarded as one of the best head coaches in the NHL, Tippett also led the club to its third-consecutive postseason appearance. Under his leadership, the Coyotes won their first postseason series - defeating the Chicago Blackhawks in the Western Conference Quarterfinals - since arriving in the desert (1996). The Coyotes enjoyed a productive run in the 2012 Stanley Cup Playoffs, reaching the Western Conference Final.

In 2010-11, Tippett led the Coyotes to a 43-26-13 record and 99 points. It marked the first time in franchise history that the Coyotes had recorded consecutive seasons with 40-plus wins and posted back-to-back 95-point plus seasons. In addition, the Coyotes reached the Stanley Cup Playoffs for the second consecutive season, marking the first time the franchise qualified for the postseason in back-to-back years since the 1998-99/1999-2000 campaigns.

Hired just nine days prior to the start of the 2009-10 regular season, Tippett guided the Coyotes to a record of 50-25-7 for 107 points, shattering franchise records for wins and points in a single season while qualifying for the Stanley Cup Playoffs for the first time since 2002, finishing with the third-most points in the Western Conference. The successful season culminated in Tippett being honored with the Jack Adams Trophy as the NHL's Coach of the Year.

Under Tippett's leadership, the Coyotes allowed the fewest goals in the Western Conference in 2009-10 (202), ranked sixth in the NHL in penalty kill percentage (84.5%), set a new franchise record with a 10-game home winning streak from Nov. 21 to Dec. 29, and tied the franchise record with a nine-game winning streak from Mar. 4-21.

In 13 seasons as an NHL Head Coach, Tippett has compiled a record of 523-371-138 (1,184 points). His 523 victories behind the bench represent the fourth-most wins by an NHL coach over that span. Tippett has guided his teams to postseason berths in nine of his 13 NHL seasons while also compiling four 100-point seasons, three 50-win seasons and five 40-win seasons.

Prior to joining the Coyotes, the 55-year-old Tippett spent six seasons as head coach of the Dallas Stars, from 2002-03 to 2008-09, posting a record of 271-156-65. Under Tippett's leadership, the Stars won two Pacific Division titles (2002-03 and 2005-06), made the playoffs in five out of six seasons and advanced to the 2008 Western Conference Final. Tippett's 271 career regular season coaching victories rank second all-time in Stars history.

During Tippett's tenure in Dallas, the Stars finished in the top-10 in goal-scoring three times and finished no worse than sixth in the NHL in goals against in five of his six seasons, including ranking in the top three on three occasions (2006-07, 2003-04 and 2002-03).

In 2002-03, his first season as an NHL Head Coach, Tippett led the Stars to the best record in the Western Conference and second-best record in the league while also guiding Dallas to its sixth Division title in seven seasons. With a record of 46-17-15-4 for 111 points, Tippett posted what was then the fourth-highest point total by a rookie coach in NHL history.

Tippett joined the Stars organization on May 16, 2002 after serving as an assistant coach for the Los Angeles Kings the previous three seasons. The Kings qualified for the playoffs in all three of Tippett's seasons with the club after having made the postseason just once in six seasons prior to Tippett's arrival.

Prior to becoming a coach, the native of Moosomin, Saskatchewan played 11 years as a forward in the National Hockey League with the Hartford Whalers, Washington Capitals, Pittsburgh Penguins and Philadelphia Flyers. In 721 career NHL games, he registered 93 goals and 169 assists for 262 points with 317 penalty minutes.

During his playing career with Hartford, Tippett served as an alternate captain and earned the Community Service, Unsung Hero, Mr. Hustle and Best Defensive Forward awards. In 1988-89, he registered career highs in goals (17), assists (24) and points (41). Internationally, he captained the 1984 Canadian Olympic Team in Sarajevo, Yugoslavia and earned a silver medal as a member of the Canadian Olympic Team in Albertville, France in 1992. While at the University of North Dakota, he was a member of the 1982 NCAA Division I Championship squad.

Tippett concluded his playing career in 1995 as a player-assistant coach with the Houston Aeros of the International Hockey League (IHL). He served as Houston's Head Coach from 1995-96 to 1998-99, building a reputation as a highly-regarded coach with a tremendous work ethic while leading the Aeros to two 50-win seasons. In 1999, Tippett led Houston to the Turner Cup Championship while being named the IHL Coach of the Year as well as leading the team to the Fred A. Huber Jr. Memorial Trophy by compiling the league's best regular season record (54-15-13). At the 1998 IHL All-Star Game, he was the co-coach of the victorious Western Conference squad.

Dave and his wife, Wendy, have two daughters: Nicole and Natalie.


### Head Coaching Record:

Season	Team	Regular Season					Playoffs		
		G	W	L	T/OT	PTS	G	W	L
2002-03	Dallas	82	46	17	19	111	12	6	6
2003-04	Dallas	82	41	26	15	97	5	1	4
2005-06	Dallas	82	53	23	6	112	5	1	4
2006-07	Dallas	82	50	25	7	107	7	3	4
2007-08	Dallas	82	45	30	7	97	18	10	8
2008-09	Dallas	82	36	35	11	83	--	--	--
2009-10	Phoenix	82	50	25	7	107	7	3	4
2010-11	Phoenix	82	43	26	13	99	4	0	4
2011-12	Phoenix	82	42	27	13	97	16	9	7
2012-13	Phoenix	48	21	18	9	51	--	--	--
2013-14	Phoenix	82	37	30	15	89	--	--	--
2014-15	Arizona	82	24	50	8	56	--	--	--
2015-16	Arizona	82	35	39	8	78	--	--	--
<b>TOTAL</b>		<b>1032</b>	<b>523</b>	<b>371</b>	<b>138</b>	<b>1,184</b>	<b>74</b>	<b>33</b>	<b>41</b>



## JIM PLAYFAIR

Associate Coach



Jim Playfair enters his sixth season as the Coyotes Associate Coach. He joined the organization on June 7, 2011 from Calgary where he spent 11 years as a coach with the Flames organization.

In his five seasons in Arizona, Playfair has assisted with the development of Coyotes' defensemen Oliver Ekman-Larsson, Connor Murphy and Michael Stone. Ekman-Larsson, who made his first NHL All-Star Game appearance and tied the franchise record for defensemen goals in a season with 23 in 2014-15, registered 21 goals in 2015-16.

Playfair joined the Coyotes on June 7, 2011 from Calgary where he spent 11 years as a coach with the Flames organization. He was named the 14th head coach in franchise history on July 12, 2006. In his only season behind the bench (2006-07), Playfair led Calgary to an impressive 43-29-10 record (96 points) in the Northwest Division. He also served as Calgary's associate coach (2007-09) and as an assistant coach (2003-06) with the Flames.

Playfair also had two stints as a head coach in the American Hockey League while with the Flames' organization. He was the head coach of the Abbotsford Heat (AHL) from 2009-2011. In his two seasons at the helm, Playfair led the Heat to a 77-61-9-13 record (176 points).

He was appointed head coach of the Saint John Flames (AHL) on August 10, 2000. During the 2000-01 season, Playfair led Saint John to its first Calder Cup championship and was named the Minor League Professional Coach of the Year by The Hockey News. Over the course of three seasons (2000-01 to 2002-03) in Saint John, Playfair posted a record of 83-77-22-10.

A native of Fort St. James, British Columbia, Playfair played nine seasons of professional hockey including 21 games in the NHL with the Edmonton Oilers and Chicago Blackhawks. He was originally drafted by the Oilers in the first round (20th overall) of the 1982 NHL Entry Draft.

Jim and his wife Roxanne have three sons: Dylan, Jackson and Austyn.

## NEWELL BROWN

Assistant Coach



Newell Brown enters his fourth season as an Assistant Coach with the Coyotes. He joined the organization on July 10, 2013 from Vancouver where he spent three years as a coach with the Canucks organization.

Since Brown's arrival, the Coyotes' power-play has been among the best in the NHL. The team led the NHL with 35 home power-play goals and ranked sixth with a 21.9 home power-play percentage (PP%) in 2015-16. Arizona owned a 20.0 power-play percentage (PP%) in 2014-15, which ranked seventh in the League.

In his first season with the Coyotes, Brown helped rejuvenate the power-play, which ranked fourth in the NHL and first in the Western Conference at 19.9%. Arizona also led the Western Conference and ranked fifth in the League with a 22.1 PP% at home.

Brown was named to the Vancouver staff on August 3, 2010 and he helped the Canucks to consecutive President's Trophies in 2010-11 and 2011-12 in addition to an appearance in the 2011 Stanley Cup Finals.

The 54-year-old coach joined the Canucks after spending five seasons as an Assistant Coach with the Anaheim Ducks. Prior to that, he held the roles of Associate Coach and Assistant Coach for the Columbus Blue Jackets, Anaheim Mighty Ducks and Chicago Blackhawks dating back to the 1996-97 season.

Before joining the NHL ranks, Brown spent four seasons as Head Coach of the Adirondack Red Wings, Detroit's AHL affiliate. He posted a 151-132-36-2 record and four consecutive postseason appearances with Adirondack. He also served as Head Coach of Michigan Tech University from 1990-1992 after serving as an Assistant Coach at Michigan State from 1986-1990.

On the international stage, Brown was Head Coach of Team Canada when they secured a silver medal at the 1988 Spengler Cup.

A native of Cornwall, Ontario, Brown played two seasons with the Cornwall Royals, where he helped the Royals win the Memorial Cup in 1979. After being drafted by Vancouver 158th overall in the 1982 NHL Entry Draft, Brown spent one year in the Canucks organization playing for Fredericton (AHL) and Muskegon (IHL) before captaining the Canadian National Team in 1985-86.

Brown captained Michigan State in the final three years of his four-year tenure from 1980-1984 and finished his collegiate career with 186 points (66-120-186) in 146 games.

## JOHN SLANEY

Assistant Coach



John Slaney enters his second season as an assistant coach in Arizona and his sixth with the Coyotes organization. Slaney previously spent four seasons as an assistant coach with the Portland Pirates (AHL). He started with the Pirates in 2011-12 after finishing his playing career with Plzen HC (Czech) following the 2010-11 season.

Leaving his mark as one of the best defensemen in AHL history, Slaney joined the Pirates coaching staff with a wealth of accolades. Slaney was a two-time recipient of the Eddie Shore Award (given annually to the AHL's top defenseman) with the Philadelphia Phantoms in the 2000-01 and 2001-02 seasons, and also won a Calder Cup championship with the Phantoms in 2005.

He was inducted into the Wilkes-Barre/Scranton Penguins Hall of Fame in 2016. A member of the Penguins inaugural team, Slaney appeared in 89 games with Wilkes-Barre/Scranton during parts of two seasons (1999-2001), recording 42-68-110 points.

Slaney became the AHL's all-time leading scorer as a defenseman in 2005-06 until his mark (519 career points) was surpassed by Oklahoma City's Bryan Helmer. Slaney also played in 29 games and posted 14-13-27 for Portland during the 1993-94 Calder Cup championship season.

During his career in the NHL, Slaney totaled 91 points (22-69-91) in 268 games with the Washington Capitals (1993-95), Colorado Avalanche (1995-96), Los Angeles Kings (1995-97), Phoenix Coyotes (1997-98), Nashville Predators (1998-99), Pittsburgh Penguins (1999-00), and Philadelphia Flyers (2001-02; 2003-04). Slaney also skated in 14 games for the Capitals (1993-94), Penguins (1999-00), and Flyers (2001-02) during the Stanley Cup Playoffs where he netted two goals and registered an assist.

The 43-year-old native of St. John's, Newfoundland was originally drafted by Washington in the first round (ninth overall) of the 1990 NHL Entry Draft.

He and his wife, Brenda, have a son, Tyler, and daughter, Julia.

## STEVE PETERS

Assistant Coach - Video



Steve Peters returns for his 19th season with the Coyotes as the team's assistant coach, video. He joined the Coyotes in 1996-97 after serving as the Executive Director of the Hobey Baker Memorial Award, given annually to the top hockey player in the National Collegiate Athletic Association.

The Bemidji, Minnesota native is responsible for all of the video needs of the Coyotes' coaching staff. Included in his duties are pre-scouting opponents, breaking down and analyzing game video for motivational and educational purposes, and reviewing game video with Coyotes players. He is also instrumental in assisting the coaching staff on coaches' challenges.

Additionally, Peters served as Team North America's video coach during the 2016 World Cup of Hockey. Peters, 48, is a graduate of the University of North Dakota where he was a three-time letter winner for the Fighting Sioux hockey team and a member of the 1987 NCAA Division I Championship team.

Steve, his wife Heidi and son Jackson reside in Scottsdale.

## JON ELKIN

Goaltending Coach



Jon Elkin begins his second season as Goaltending Coach with the Coyotes. He joined the organization on July 28, 2015 after coaching at the NHL, AHL, WHL, QMJHL and OHL levels.

In Elkin's first season in Arizona, rookie goaltender Louis Domingue was named the NHL's rookie of the month for January after he registered a 6-3-2 record with a .925 save percentage in 11 games. Domingue finished the season with a .912 save percentage and 2.75 goals against average in 39 games. Mike Smith was recognized as the NHL's third star of the week for the week ending October 11. Smith went 2-0-0 with a 1.00 goals against average and a .971 save percentage to guide the Coyotes to their first 2-0-0 start since 2009-10.

Prior to joining the Coyotes, Elkin spent three seasons as the Calgary Flames' goaltending coach from 1999 to 2002. The veteran coach operates Jon Elkin's Goalie Schools in Toronto, which has grown into one of the largest goalie schools in the world. Elkin founded the school in 1984 at the age of 16. He has now coached 21 NHL goalies including Coyotes' netminder Mike Smith, who began training with Elkin when he was 12 years old.

Elkin served as the goalie coach for the Soo St. Marie Greyhounds of the OHL. He also spent six seasons as the St. Michaels Majors' goalie coach. During his tenure with the Majors, the team used seven goalies in total. Of those seven, three have gone on to play in the NHL and two signed NHL contracts.

In 2004, Elkin won the OHL Championship with the Peterborough Petes. His students have earned five OHL Goalie of the Year trophies, one CHL Goalie of the Year award, one OHL MVP honor, four Dinty Moore trophies & one NHL Rookie of the Year award.

## STEVE SULLIVAN

Director of Player Development



Steve Sullivan enters his first season with the Coyotes as the team's Director of Player Development. He joined the organization as a Development Coach on September 8, 2014.

In his new role as Director of Player Development, he will continue to oversee the Coyotes' amateur player development in addition to working with coaches and players in Tucson (AHL) during the season.

The 42-year-old Sullivan joined the organization after a 16-year NHL career that included stints with the New Jersey Devils, Toronto Maple Leafs, Chicago Blackhawks, Nashville Predators, Pittsburgh Penguins and Coyotes.

The Timmins, Ontario native totaled 290-457-747 in 1,011 career NHL games. He also recorded 9-14-23 in 50 career Stanley Cup Playoff games. Sullivan collected 5-7-12 in 33 contests with the Coyotes in 2012-13, and appeared in his 1,000th career NHL game on March 28, 2013 against Nashville.

In 2009, Sullivan was the recipient of the Bill Masterton Trophy, which is awarded each year to the National Hockey League player who best exemplifies the qualities of perseverance, sportsmanship and dedication to hockey. Sullivan became the first player in Predators history to win an NHL award.

Steve and his wife, Kristen, have four children, Aidyn, Garner, Drake and Karlisle.

## MIKE VAN RYN

Development Coach



Mike Van Ryn enters his first season with the Coyotes as Development Coach. He will assist Coyotes Director of Player Development Steve Sullivan in amateur player development as well as in working with coaches and players in Tucson (AHL) during the season.

Van Ryn joins the Coyotes after serving as the Head Coach of the Kitchener Rangers (OHL) in 2015-16. He guided the Rangers to a 44-17-5-2 record and the fourth-most points in the OHL (95). Van Ryn was previously an associate coach with Kitchener from 2013-15.

The former NHL defenseman collected 30-99-129 and 260 penalty minutes (PIM) in 353 career games with the St. Louis Blues, Florida Panthers and Toronto Maple Leafs.





## STEVE POTVIN

Skills Coach



Steve Potvin enters his first season with the Coyotes as the team's Skills Coach. In his new role, his main focus will be player assessment and individual skill improvement.

Potvin joins the Coyotes after a professional career that included 478 professional American Hockey League (AHL) and top European league games.

The former forward registered 31-44-75 in 158 career AHL contests. Potvin collected 133 goals and 184 assists in 350 games over 10 seasons in Europe.

Steve and his wife, Nada, have three children: Max (13), Nash (10) and Eliana (7).

## DAWN BRAID

Skating Coach



Dawn Braid begins her first season as the Coyotes' Skating Coach in 2016-17. She previously served as a skating consultant with Arizona in 2015-16 and continues to work as a part time skating consultant with the Calgary Flames.

Braid has been an entrepreneur and a Professional High Performance Technical Power Skating Instructor with over 25 years of experience training hockey players at the NHL, AHL, OHL, Junior and NCAA levels, Women's USA National Team Members, Women's Under 18 National and Ontario Team Members as well as several minor hockey players and AAA teams.

Braid was hired to design and instruct the Anaheim Ducks' 2011 and 2012 prospect camps and rookie camp as well run a summer training program for select Anaheim prospects. In 2011, she was hired by the Buffalo Sabres to develop the skating performance of several Sabres players and prospects. She signed an exclusive contract as a skating consultant with the Sabres in 2012 and directed the skating development of two prospect camps and trained players throughout the season with both the Sabres and Rochester Americans.

She was appointed as the Director of Skating Development for the Athlete Training Centre and Head Skating Instructor for the Etobicoke Dolphins Hockey Organization in 2008. Braid also instructed the on-ice skating and conditioning for Station Seven Reebok in 2005, which is an elite training facility for Pro and Junior Players owned and operated by Gary Roberts.

Braid led the skating portion of three Toronto Maple Leaf Prospect Camps from 2005-08, enhancing players' skills and preparing them with skating skills required for the NHL. While with the Leafs, she ran on-ice skating and conditioning programs for various Toronto pro players during the off season. During the season, she assisted Strength Coach Matt Nichol in the on-ice rehab of injured players as well as analyzing, breaking down and rebuilding the players' strides. In 2005, Braid was a guest speaker at the Toronto Maple Leafs' Coaches Helping Coaches Clinic where she provided an on-ice presentation of "Skating- Back to the Basics" a basic foundation for success in hockey.

Several of her present NHL Clients include John Tavares, Mike Cammalleri, Jason Spezza, Boone Jenner, Ryan Strome, Scott Laughton, Barclay Goodrow, Cody Hodgson (Retired), Michael Latta, Connor Murphy, Max Domi, Cody Golubev, Phil Verone, Brett Ritchie, Nick Ritchie, Jaimie Oleksiak, Nick Paul and Alex Chiasson. Additionally, Braid has worked with current AHL players (30), OHL players (25) and NCCA Division 1 players (8) and possesses 10 years of experience as a professional skating instructor, an Ontario Winter Games Gold and Silver Medalist, Eastern Ontario Divisional Champion and a three time national competitor.

Braid resides in Mississauga, Ontario with her husband Robert and two sons Taylor (24) and Mackenzie (23). Mackenzie was drafted and played three seasons in the OHL.

## COREY SCHWAB

Goaltending Coach



Corey Schwab enters his second season as Goaltending Coach with the Coyotes. He is responsible for the Coyotes' minor league goaltenders at the AHL, ECHL and amateur levels and also assists in goalie evaluations.

The 45-year-old Schwab previously spent eight seasons with the San Jose Sharks organization as a Goaltending Development Coach where he oversaw the goaltending coaching duties for Sharks prospects. The North Battleford, Saskatchewan native also spent three seasons (2005-08) as associate goaltending coach and scout for the Tampa Bay Lightning.

Schwab played eight NHL seasons and registered a 42-63-13 record with a 2.89 goals against average (GAA) and an .896 save percentage (SV%) in 147 games with the New Jersey Devils, Tampa Bay Lightning, Vancouver Canucks and Toronto Maple Leafs. He was a member of the 2003 Stanley Cup Champion New Jersey Devils, as well as the 1995 Calder Cup Champion Albany River Rats.

## STAN WILSON

Head Equipment Manager



Stan Wilson returns for his 27th season with the Coyotes organization and 21st season as Head Equipment Manager. On February 9, 2011, Wilson achieved a career milestone by working his 1,500th NHL game at the American Airlines Center in Dallas.


The Melfort, Saskatchewan native began his career as an Equipment Manager in 1980 with the Junior B. Melfort TM's. He joined the Prince Albert Raiders of the Western Hockey League (WHL) for the 1982-83 season, enjoying a Memorial Cup championship in 1985. Wilson then joined the Winnipeg Jets in 1990 as an Equipment Manager and has been with the organization ever since.

In 2007, Wilson won a gold medal as the Equipment Manager of Team Canada at the IIHF World Championship in Russia. Wilson was also Equipment Manager of the gold-medal winning Canadian squad at the 2003 IIHF World Championship in Finland. In 1997, Wilson represented the Coyotes as one of the equipment managers for the NHL All-Star Game in San Jose.

Stan and his wife Shelly have a son, Denver, and a daughter, Colby.

## TONY SILVA

Equipment Manager



Tony Silva begins his 19th season with the Coyotes organization as the team's Equipment Manager. On November 8, 2010, Silva achieved a career milestone by working his 1,000th NHL game at Detroit.

Silva joined the Coyotes from the San Jose Sharks, where he served three seasons as an Equipment Manager. Prior to that, the 44-year-old native of San Jose, California worked three seasons as a visiting locker room attendant with San Jose.

Before getting involved with hockey, Silva served as an Equipment Manager for the San Jose Earthquakes of the Western Soccer League (WSL). He also worked with the San Francisco Bay Blackhawks of the American Professional Soccer League (APSL).

Tony has three children: Dominik, Landon and Ashtyn. The family resides in Scottsdale.

## JASON RUDEE

Assistant Equipment Manager



Jason Rudee returns for his 16th season as Assistant Equipment Manager with the Coyotes after working seven seasons (1994-95 to 2000-01) with the San Jose Sharks as the team's Assistant Equipment Manager and equipment transportation specialist.

The 43-year-old Rudee was the recipient of the inaugural commitment to excellence award in 2011-12 as voted on by the league's 30 equipment managers.

Rudee splits his duties between assisting the Coyotes equipment staff with the day-to-day equipment and locker room maintenance, and serving as the visiting dressing room manager. He manages the visiting team's equipment upon arrival and assists the visiting team's equipment manager with all of his needs while in town.

Jason, his wife Jeannette and their daughters Haley and Hannah reside in Cave Creek.

## DENVER WILSON

Assistant Equipment Manager



Denver Wilson enters his first season as Assistant Equipment Manager with the Coyotes. He joins the organization following three seasons with the Los Angeles Kings as Assistant Equipment Manager.

The 29-year-old Wilson was part of two Stanley Cup Championships with the Kings in 2012 and 2014. He previously served as Assistant Equipment Manager with the Houston Aeros, the former AHL affiliate of the Minnesota Wild, from 2010-11. Wilson was also Head Equipment Manager for the Arizona Sundogs (CHL) from 2008-10. He originally started with the Coyotes as a locker room attendant at age 11.

Wilson will assist the Coyotes equipment staff in day to day operations, travel and equipment repair.

Denver and his wife Kalie reside in Phoenix.



## JASON SERBUS

Head Athletic Trainer



Jason Serbus enters his ninth season as the Coyotes Head Athletic Trainer. Serbus oversees all aspects of the team's medical operations.

Serbus, 41, joined the Coyotes after spending three seasons as the Assistant Athletic Trainer for the Tampa Bay Lightning where he aided in all medical and training operations. Prior to that, he spent four seasons with the Pensacola Ice Pilots of the East Coast Hockey League (ECHL). While with Pensacola, Serbus had the honor of being selected as athletic trainer for the Western Conference at the 2004 ECHL All-Star Game. In 2003 he was named "Athletic Trainer of the Year for Professional Sports" by the Athletic Trainers' Association of Florida.

A native of Bird Island, Minnesota, Serbus has worked with Eisbaren Berlin, the University of Wisconsin-River Falls, the Central Texas Stampede of the Western Professional Hockey League and served as a staff athletic trainer at NovaCare Rehabilitation and Sports Medicine in Florida. Serbus also has served as the Athletic Trainer for the USA Hockey U-17 team on four occasions. He worked as an athletic trainer for the U.S. Men's National Team for the second time at the 2016 IIHF World Championship in Russia after being with the Men's National Team during the 2009 IIHF World Championship in Switzerland.

Serbus, who is a certified member of the National Athletic Trainers' Association, the Arizona Board of Athletic Training, and the Professional Hockey Athletic Trainers Society, earned his Bachelor of Science degree in Biology from the University of Wisconsin-River Falls and a Master of Arts degree in Physical Education /emphasis in Exercise Physiology from the University of Northern Colorado.

Jason, his wife Paula, and son Garrett reside in Phoenix.

## MIKE ERMATINGER

Assistant Athletic Trainer



Mike Ermatinger enters his sixth season as the Coyotes Assistant Athletic Trainer. Ermatinger joined the Coyotes in 2011-12 from the San Antonio Rampage (AHL) where he served as the club's Head Athletic Trainer for three seasons (2008-2011).

Prior to joining the Rampage, the 36-year-old Ermatinger spent one season as the Head Athletic Trainer with the Mississippi Sea Wolves (ECHL). Ermatinger has also worked as the Head Athletic Trainer for the Youngstown SteelHounds of the Central Hockey League (CHL), where he was honored with the CHL's 2007 Athletic Trainer of the Year Award.

A native of Cedar Springs, Michigan, Ermatinger earned a degree in Athletic Training/Sports Medicine from Central Michigan University in 2004. While at CMU, he served as an Intern Athletic Trainer for the Saginaw Spirit of the Ontario Hockey League (OHL). Ermatinger also spent time as the Assistant Athletic Trainer/Strength & Conditioning Coach for the Reading Phillies of the Class-AA Eastern League (MLB) before joining the SteelHounds.

Mike resides in Phoenix.

## MIKE BOOI

Assistant Athletic Trainer



Mike Booi begins his first season in Arizona and his sixth season with the organization. He previously spent five years as the team's AHL athletic trainer including one season with the Springfield Falcons and four seasons with the Portland Pirates.

The 35-year-old Booi oversaw all player related medical duties for the AHL club and assisted the Coyotes with medical services during NHL training camps.

The Lake Odessa, Michigan, native completed his undergraduate studies at Michigan State University, earning a degree in kinesiology and received his master's degree in athletic training at the University of Kentucky.

Prior to joining the organization, Booi worked as an athletic trainer for the Greenville Road Warriors in the ECHL and the University of Tennessee at Chattanooga.

Mike and his wife, Laura, reside in Phoenix.



## JP MAJOR

### Strength and Conditioning Coordinator



JP Major enters his third season with the Coyotes as the team's Strength and Conditioning Coordinator. Major came to the organization from EXOS in Phoenix (formerly Athletes' Performance), where he was a Performance Specialist and lead coach for NHL player off-season programs.

The 30-year-old Major was also the head coordinator for professional hockey development and programming for all AP facilities. In 2013, he conducted the Coyotes training camp fitness testing and assisted with all data interpretation.

The Lincoln, Nebraska native was the lead movement coach for the 2014 NFL combine preparation which included training 27 drafted athletes and four players selected in the first round of the NFL Draft.

Major graduated from the University of Nebraska in 2012 with a Bachelor of Science degree (Nutrition, Exercise and Health Science).

## CURT TRUHE

### Assistant Strength and Conditioning Coordinator



Curt Truhe enters his second season with the Coyotes as the team's assistant Strength and Conditioning Coordinator. Truhe came from Bon Secours Sports Performance where he was the Sports Performance Coordinator for the Richmond, Virginia Facility.

The 28-year-old Truhe was previously at EXOS (Formerly Athletes' Performance) where he did an internship working with Pro Athletes of all sports, and assisting with Coyotes testing. Following that he stayed on with EXOS to work with the NFL Combine athletes.

The Elk Point, South Dakota native graduated from Augustana University (S.D.) with Bachelors in Science degrees in Exercise Science and Fitness Management.

## MIKE GRIEBEL

### Manual Therapist



Mike Griebel enters his seventh season with the Coyotes as the team's Manual Therapist. Griebel is responsible for preparing players for competition and recovery. He employs a variety of manual therapy techniques and works closely with the Coyotes medical staff on the rehabilitation of player injuries.

Griebel joined the Coyotes organization in 2010-11 after spending 10 years with the Tampa Bay Lightning where he served in the same capacity, and was a part of the team during its Stanley Cup Championship run in 2003-04.

Prior to joining the Lightning, Griebel spent six years as resident massage therapist for Gold's Gym of Venice, California. He worked at Universal Studios Hollywood performing massage on cast members and crew and conducted a private business in Los Angeles. Griebel has also worked at numerous amateur sporting events in his career.


A graduate of the Nova Institute of Health and Technology and the Southern California Sports Massage Clinic, Griebel has studied under prominent instructors in his field. He is a specialist in the Hemme approach to soft tissue and certified in the Mattes method of active isolated stretching.

Griebel and his wife, Lauri, have four children: Kristina, Jessica, Soren and Trevor. The family resides in Glendale.

## TEAM DOCTORS



Dr. Robert Luberto  
General Sports Medicine



Dr. Brian Shafer  
Orthopedic Surgeon



Dr. Gary Waslewski  
Orthopedic Surgeon



Dr. George Reiss  
Team Ophthalmologist



Dr. Jeffrey Edelstein  
Team Ophthalmologist



## ARI SEGAL

Chief Operating Officer



Ari Segal joins the Coyotes from the Anaheim Ducks' organization where he served both as President of Business Operations for Anaheim's San Diego-based American Hockey League (AHL) affiliate, the San Diego Gulls, and Special Assistant to Ducks' CEO Michael Schulman. Segal was a consultant to Schulman for the last three years, advising on a range of special projects including preparations for the new AHL club. Under Segal's leadership, the Gulls finished second in attendance in the entire AHL during their inaugural season. Segal also recently worked with the NHL in New York in the league's broadcast media strategy group, evaluating league and club broadcast rights and distribution deals.

Previously, Segal was an associate with McKinsey & Company in the firm's sports practice, advising clients on business and performance strategy and operations with a focus on maximizing player performance through improved care and development (2011 & 2014).

Segal received his MBA from Stanford University's Graduate School of Business, where he was an Arjay Miller Scholar, and his JD from Stanford Law School in 2013. He worked in private equity with CCMP Capital Advisors from 2007-09 and in investment banking with Lehman Brothers from 2005-07. Segal graduated from the University of Virginia with distinction in 2005.

## GREGG OLSON

Chief Financial Officer



On September 29, 2014, Gregg Olson joined the Coyotes from SMG, the worldwide leader in venue management where he served as one of the organization's Regional Vice Presidents to its Stadium and Arena Division for the past year. Prior to that, Olson served as Executive Vice President and Chief Financial Officer for the Portland Trail Blazers (NBA) organization.

Olson, who was named as CFO of the Year in the large private business category by Portland Business Journal in 2009, directed all day-to-day activities for the Trail Blazers' finance department and oversaw all human resource functions and activities. In addition, he managed negotiations of all employee benefits programs, and directed all areas of risk management.

Olson began his sports management career in 1985 as Director of Finance for the Cleveland Indians, and was Executive Vice President and Chief Financial Officer of the National Hockey League's San Jose Sharks before joining the Trail Blazers organization.

## AHRON COHEN

General Counsel



Ahron Cohen serves as the General Counsel and Corporate Secretary for the Arizona Coyotes Hockey Club and its related entities. He joined the organization in August of 2015. In this role, he oversees and advises on all legal aspects affecting the organization.

Prior to joining the Coyotes, Ahron practiced as a corporate attorney at Snell & Wilmer L.L.P. in its Phoenix office where his practice included a wide range of corporate transactional matters and M&A work. While at Snell, he served for over a year as outside legal counsel to the 2015 Arizona Super Bowl Host Committee and also represented the Coyotes' ownership group in its purchase of the franchise from the NHL in 2013. Prior to joining Snell, Ahron served as a legal and business affairs intern with the Minnesota Vikings organization.

Ahron attended law school at the Sandra Day O'Connor College of Law at Arizona State University. While in law school, he served as an Editor of the Arizona State Law Journal and graduated Magna Cum Laude and Order of the Coif. Ahron attended Bowdoin College where he was a four-year letter winner at running back for the Polar Bears' football team and was named an All-American by the National Strength and Conditioning Association. He also hosted a sports talk radio show.

Ahron's community involvement includes serving as a Board member for the Arizona Sports & Entertainment Commission and the ASU Law School Alumni Board. He is also involved with the Arizona chapter of the Anti-Defamation League, the Phoenix Art Museum's Men's Art Council, the Corporate Counsel Forum and the Phoenix Committee on Foreign Relations. Nationally, he is involved with the Sports Lawyers Association and serves as an Advisory Board member to the American Bar Association's Forum on Entertainment & Sports. He is an active member of the State Bar of Arizona.

## JEFF MORANDER

Executive Vice President of Ticket Sales & Strategy



Jeff Morander joined the Coyotes on September 30, 2013 from the National Hockey League (NHL) where he spent six years in a variety of roles including Vice President of NHL Events, Vice President of Ticket Strategy and Vice President of Club Consulting and Services.

Some of the highlights of Morander's career with the NHL include executing numerous successful NHL events such as the NHL Winter Classics in Philadelphia and Pittsburgh as well as the NHL All-Star Game in Ottawa and the NHL Awards in Las Vegas. He also established a Ticketing Center of Excellence and assisted NHL Clubs with "Best Practices" that resulted with record setting league-wide revenues. Morander also helped achieve the five highest ticket revenue seasons in the history of the NHL including the best season ever in 2011-12. He also served as an integral leader in selling out the NHL Winter Classic, All-Star Weekend, Heritage Classic and NHL Awards in 2011 and the NHL Winter Classic, All-Star Weekend and Awards in 2012.

With over 25 years senior management experience in the sports industry, Morander has also worked for the Sacramento Kings (NBA) and Monarchs (WNBA) as a Senior Vice President of Sales & Services; the Atlanta Hawks (NBA) and Atlanta Thrashers (NHL) as the team's Senior Vice President of Ticket Sales & Service; the Chicago Bears (NFL) as the team's Director of Stadium Sales and Service; the Houston Rockets (NBA) and Comets (WNBA) as their Vice President of Ticket Sales & Services; and the Tampa Bay Lightning (NHL) as the team's Vice President, Ticket Operations & Sales.

## RICH NAIRN

### Executive Vice President of Communications & Broadcasting



Rich Nairn serves as the Coyotes Executive Vice President of Communications and Broadcasting overseeing all media relations, broadcasting, production, community relations, hockey development and website news content for the team. Nairn is in his 21st season with the franchise.

Over the past 20 years, Nairn has established strong working relationships with hundreds of local and national media and has created and implemented numerous successful PR campaigns that have generated positive media coverage and publicity for the organization.

Nairn joined the Winnipeg Jets in 1993 and was promoted to Director of Media Relations in 1995. He relocated with the team to Phoenix in 1996 and helped launch the Coyotes franchise in the Valley of the Sun. Under his direction, the Coyotes media relations departments have repeatedly been considered as one of the best in the NHL.

Nairn graduated from the University of North Dakota in 1992 with a Master's degree in Communications. In addition, he earned a Bachelor of Arts degree in Political Science from the University of Manitoba in 1988.

## BILL MAKRIS

### Vice President of Ticket Sales & Service



Bill Makris is entering his fourth season as a member of the Coyotes Ticket Sales & Service leadership team as the Vice President of Ticket Sales & Service.

Makris has over 27 years of experience in the ticketing industry. He has worked with some of the top professional organizations including the Edmonton Oilers, Columbus Blue Jackets, Tampa Bay Lightning, Hartford Whalers, Florida Marlins, Houston Rockets as well as the Chicago Wolves and Hartford Wolf Pack of the AHL. Bill works closely with Executive VP of Ticket Sales & Strategy Jeff Morander on overseeing Sales & Service initiatives for the Coyotes. Makris also leads all Ticket Sales & Service recruitment and Training efforts. He has served as a member of the NHL Ticket Sales Advisory Committee for three seasons.

Since arriving in Phoenix, this group has set franchise revenue records including overall Ticket Revenue. Makris is a native of Hartford, CT and earned an MA from UConn in Sport Management & Sports Marketing. He is also the proud father of his 10 year old son Alexander.

## JOSH MARGULIES

### Vice President of Marketing



Josh Margulies became the Coyotes' Vice President of Marketing on August 1, 2016.

Margulies joins the Coyotes from Viewics in Sunnyvale, California where he served as Director of Marketing and Product Marketing since 2015. Margulies led all aspects of the company's marketing efforts including branding and product messaging, web development, demand/lead generation activities and sales enablement. Under his leadership, Viewics underwent a complete redesign of its logo, brand, website and marketing presence.

Previously, Margulies was a Senior Product Marketing Manager at Vocera Communications where he was responsible for all outbound product marketing activities including go-to-market strategy and launch plans for all product launches. Margulies also founded Liviam, a health based social platform and hospital enterprise solution in 2011.

Additionally, Margulies has held the roles of Senior Channel Marketing Manager at NETGEAR, Trade Marketing Manager at Logitech and Channel Marketing Manager at Capcom.

Margulies received his MBA from Arizona State University in 2007. He graduated from the University of California Santa Barbara in 2002.





**Patty Frankenfield**  
Senior Director of Human Resources



**Karen Gilbert**  
Executive Assistant to the President & CEO / Office Manager




**Ashley O'Hearn**  
Executive Assistant, Hockey Operations



**Rick Braunstein**  
Manager of Team Services




**Jim O'Neal**  
Team Services Coordinator/Security




**Brad Rossen**  
Director of Statistical Science



**Al Ambrosia**  
Hockey Operations Coordinator



**Greg Dillard**  
Manager of Media Relations



**Jeffrey Sanders**  
Media Relations Coordinator



**Dave Vest**  
Sr. Director of News Content



**Doug Cannon**  
Director of Broadcasting



**Rachel Regnier**  
Production Director




**Jon Kingston**  
Production Manager



**Robert Clark**  
Video Graphics Coordinator



**Jesse Aranda**  
Shooter/Editor



**Tim Page**  
Shooter/Editor



**Olivia Campos**  
Community Relations Director



**Rachel Korchin**  
Community Relations Manager




**Natalia Protopopoff**  
Community Relations Coordinator



**Liz Kaplan**  
Executive Director Arizona Coyotes Foundation



**Ali Smith**  
Foundation Manager



**Ben Wang**  
Director of Marketing Analytics




**Scott Jenner**  
Sr. Manager of Web & Creative Services



**Marissa O'Connor**  
Manager, Social Media Strategy



**Rebekah Schieck**  
Marketing Coordinator



**Jeph Harris**  
Mascot Coordinator




**Erin Kwiatkowski**  
Digital Marketing Manager



**Lamont Buford**  
Director, Game Presentation



**Dave Ellsworth**  
Game Presentation Coordinator



**Matt Shott**  
Director of Amateur Hockey Development





**David Montgomery**  
Controller



**Marina Mercer**  
Associate General Counsel



**Jessica Fuentes**  
Staff Accountant



**Viki Redgrave**  
Payroll Administrator



**Chris Shelley**  
Staff Accountant



**Craig Scott**  
Accounting Coordinator



**Monty Low**  
Director of IT




**Justin Ferguson**  
IT Infrastructure Technician



**Michael Wenzel**  
IT User Support Technician



**Cale Hulse**  
Sr. Advisor Business  
Development & Alumni Relations



**Mike Akers**  
Corporate Partnerships  
Manager



**Marshall Spalding**  
Corporate Partnerships  
Manager



**Jamie Quint**  
Corporate Partnerships  
Manager



**Lindsay Foletta**  
Corporate Partner Service  
Manager



**Matt Carnot**  
Corporate Partner Service  
Coordinator



**Taylor Popish**  
Corporate Partner Service  
Coordinator



**Grant Buckborough**  
Sr. Director of Premium &  
Suite Sales



**Mike Briody**  
Premium Seating Sr.  
Manager



**Mike Ostrowski**  
Premium Seating Manager



**James Whitener**  
Premium Seating & Suite  
Sales Executive



**Matt McClelland**  
Premium Seating Manager



**Dave Paris**  
Premium Seating Manager



**Katrina Hinsberg**  
Premium Services Manager



**Lindsay Kray**  
Senior Director, Client  
Services & Client Relations



**Karalyn Katchmark**  
Service & Retention  
Supervisor



**Sean Sanford**  
Sr. Service & Retention  
Account Executive



**Matt Herold**  
Service & Retention Account  
Executive Inside Sales Supervisor



**Zack Taylor**  
Service & Retention  
Account Executive




**Sam Bays**  
Director, Business  
Development




**Josh Pitts**  
Sr. Business Development Account  
Executive / Street Team Supervisor



**Sean Phelan**  
Business Development  
Account Executive



**Craig Campbell**  
Business Development  
Representative



**Brad Moss**  
Business Development  
Representative



**Steve Gonzales Jr.**  
Manager of Group Sales




**Jon Shivener**  
Amateur Hockey Development  
& Group Sales Executive



**Taylor Hatleberg**  
Ticket Sales Representative



**Jon Kane**  
Ticket Sales Representative




**Michael Kesaris**  
Business Development  
Account Executive



**Emma Ferrera**  
Ticket Sales Representative



**Brittany Lovro**  
Ticket Sales Representative



**Chris Bongo**  
Ticket Sales Representative



**Nate Wisniewski**  
Group Sales Account  
Executive



**Sabrina Ethridge**  
Ticket Sales Representative



**Zach Heller**  
Ticket Sales Representative




**Andrew Lemek**  
Ticket Sales Representative



**Zach Mathews**  
Ticket Sales Representative




**Daniel Vernon**  
Ticket Sales Representative



**Kyle Weeden**  
Ticket Sales Representative



**Kristen McKenna**  
Ticket Sales Representative



**Dan Rios**  
Ticket Sales Representative



**Juan Garza**  
Ticket Sales Representative



**Rebecca Wheaton**  
Ticket Sales Representative



**Piriya Timratana**  
Ticket Operations  
Coordinator



**CJ Scherrer**  
Ticket Operations  
Coordinator



**James Hess**  
Ticket Operations  
Representative



**Ivette Servin**  
Ticket Operations  
Representative



## MATT MCCONNELL

### Television Play-By-Play Announcer



Matt McConnell enters his sixth season with the Coyotes as the team's TV play-by-play announcer.

Prior to joining the Coyotes broadcast team, McConnell was the TV voice of the Atlanta Thrashers (2009-2011). He also called all the TV play-by-play for the Thrashers from 1999 (their inaugural season in the NHL) through 2003 before moving on to the Minnesota Wild where he called NHL action for two seasons (2003-2005).

During the 2011-12 season, McConnell called his 1,000th NHL game on February 28, 2012 (Coyotes vs. Canucks).

McConnell got his start in the NHL in 1993 when he was named as the radio voice of the expansion Mighty Ducks of Anaheim. He worked with the Ducks through 1996 when he became the radio play-by-play announcer for the Pittsburgh Penguins from 1996-1999. McConnell has also covered the NHL playoffs for NHL Radio and Westwood One, the Stanley Cup Final for NHL International and the 2009 IIHF World Junior Championship for the NHL Network.

From 2005-06 to 2008-09, he served as the lead play-by-play announcer for CBS College Sports' college hockey broadcasts. During this time, McConnell also called college basketball, football and lacrosse for the network and hosted their coverage of the NCAA lacrosse championships. He also played the role of fill-in broadcaster for the NBA on TNT in 2001. In addition to his

involvement with CBSSN, he also calls games for Pac-12 Networks on a free-lance basis.

McConnell's accolades in the broadcasting industry include being named the 2013 Arizona Sports Broadcaster of the Year by the National Sportscasters and Sports-writers Association, a pair of regional sports Emmys involving his work on Thrashers telecasts in 2002 and 2003, his nomination for a regional sports Emmy in 2010 and his nomination for 1994 Broadcaster of the Year by the Southern California Sports Broadcasters Association while working with the Ducks.

McConnell is a graduate of Michigan State University where he earned a Bachelor's degree in Telecommunication with major emphasis in Economics.

Matt, his wife Jennifer and daughter Zoe, make their year-round home in the Valley.

## TYSON NASH

### Television Color Analyst



Tyson Nash enters his eighth season with the Coyotes as the team's TV color analyst. A former Coyotes player, Nash will once again team up this season with play-by-play announcer Matt McConnell in the television booth.

In addition to his responsibilities with the Coyotes, Nash assisted FOX Sports 1 as a panelist for its coverage of the 2015 Stanley Cup Playoffs. He has also served as the color analyst on Pac-12 Network for select Arizona State hockey games.

The 41-year-old Nash played eight years in the NHL with St. Louis and Phoenix, recording 27-37-64 and 673 penalty minutes (PIM) in 374 games. He also appeared in 23 career Stanley Cup playoff games. Nash was originally drafted by the Vancouver Canucks in the 10th round (247th overall) of the 1994 NHL Entry Draft. He made his NHL debut on April 3, 1999 with the St. Louis Blues. In 1999-00, Nash was a member of the Blues' Presidents' Trophy-winning club, which posted an NHL-best 51-20-11-1 record.

Nash played for the Coyotes during the 2003-04 and 2005-06 seasons and was the recipient of the team's Man of the Year Award in 2004 for his involvement in the Phoenix community. A native of Edmonton, Alberta, Nash enjoyed a standout junior hockey career with the Kamloops Blazers of the Western Hockey League (WHL) where he won three Memorial Cup Championships and was a teammate of Coyotes Captain Shane Doan. Nash and Doan helped lead Kamloops to back-to-back Memorial Cup

Championships in 1994 and 1995 while Nash was also a part of Kamloops' 1992 Memorial Cup-winning team.

Nash and his wife, Kathy, reside in Scottsdale with their daughters, Madison and Georgia, and their son Ty.

## TODD WALSH

### Television/Radio Host



Todd Walsh returns to the Coyotes broadcast team for his 20th season as radio host and 17th as television host.

Walsh joined the Coyotes radio broadcast team in 1996 when the Coyotes announced their partnership with KDKB and KDUS (now NBC Sports Radio 1060 AM). He co-hosted PM Drive and served as KDKB's sports director from 1993 to 2001.

In 2001, Walsh began as the full-time field reporter for Fox Sports Arizona, working Arizona Diamondbacks baseball games. He also serves as Fox's pre-game show host for both Coyotes and Diamondbacks games. Walsh is a 13-time Rocky Mountain Emmy Award winner for his work on both Arizona Coyotes and Arizona Diamondbacks broadcasts. He was inducted into the Rocky Mountain Southwest Chapter of the NATAS Silver Circle in 2016.

Walsh also worked five years (1988-93) at KTAR as a sports reporter, talk show anchor and co-host of the pre and post-game radio broadcasts for the Phoenix Suns (NBA) and Arizona Cardinals (NFL). From 1991-93, the versatile Walsh also served as the color commentator for Cardinals games.

From 1988-91, he worked as the play-by-play announcer for the Phoenix Firebirds (Pacific Coast League). In 1987, the Rochester, New York native also called Tucson Toros games and Arizona Ice Cats hockey games.

Walsh graduated from the University of Arizona in 1986 with a Fine Arts degree in radio and television. Following graduation, Walsh served as the pre and post-game radio host for Wildcats football and basketball games and hosted a radio talk show.



## BOB HEETHUIS

Radio Play-By-Play Announcer



Bob Heethuis returns for his 19th season as a member of the Coyotes' radio team and his 12th season as radio play-by-play announcer. For seven seasons, "Heeter" served as the studio host for all Coyotes radio broadcasts as well as the "Coyotes Wrap-Up Show" – a post-game call-in show heard on KDUS AM-1060 – now NBC Sports Radio AM 1060 - with interviews, highlights and analysis.

Prior to becoming the Coyotes' radio play-by-play announcer, Heethuis could be heard on the air on KDUS AM-1060 during the week updating listeners with news on the Coyotes and the rest of the sports world. He also hosted "Coyotes Weekly" – an hour-long Coyotes magazine show on KDUS AM-1060.

Currently in his 32nd year of professional hockey broadcasting, the 55-year-old native of Muskegon, Michigan previously worked as the radio play-by-play voice for the International Hockey League's Muskegon Lumberjacks and Phoenix Roadrunners from 1984 to 1997. Throughout his 13-year career in the IHL, Heethuis had the opportunity to call over 1,000 regular and postseason games while earning IHL Broadcaster of the Year honors in 1994-95.

Heethuis received a Bachelor of Arts Degree in Telecommunication from Michigan State University in 1983. While at MSU, he began his sports broadcasting career by calling Spartans' hockey, baseball and basketball games.

Bob and his wife, Malissa, reside in Tempe.

## NICK BOYNTON

Radio Color Analyst



Nick Boynton enters his third season with the Coyotes as the team's radio color analyst. A former Coyotes player, Boynton will once again team up with veteran play-by-play announcer Bob Heethuis in the radio booth.

The 37-year-old Boynton played 11 seasons in the NHL with Boston, Phoenix, Florida, Anaheim, Chicago and Philadelphia. In 2010, he won a Stanley Cup as a member of the Chicago Blackhawks.

Boynton, a native of Nobleton, Ontario, played 605 career NHL games recording 34-110-144 and 862 penalty minutes. He played two seasons with the Coyotes from 2006-2008, appearing in 138 games and registering 5-18-23 and 263 penalty minutes.

Boynton was originally drafted by the Washington Capitals in the first round, ninth overall in the 1997 NHL Entry Draft. He re-entered the draft in 1999 and was selected 21st overall by the Bruins.

## LUKE LAPINSKI

Radio Host



Luke Lapinski enters his ninth season with the Coyotes as the team's radio host on Arizona Sports 98.7 FM.

Luke anchors the pregame, intermission and postgame shows for all Coyotes radio broadcasts, conducts off the ice interviews with players and coaches and hosts the Coyotes Corner podcast.

In addition to his hockey duties, he has been a part of numerous sports shows throughout the Valley and currently hosts a weekend show on Arizona Sports, while also serving as a weekday fill-in host at the station.

Lapinski graduated from Arizona State University with a degree in sports psychology and, while at ASU, served as a play-by-play announcer for the Sun Devil hockey, football and basketball programs on KASC 1330 AM. He also covered the NHL on ESPN.com for three years.



# 16-17 ARIZONA COYOTES

## OCTOBER

SUN	MON	TUE	WED	THUR	FRI	SAT
						1
2	3	4	5	6	7	8
9	10	11	12	13	14	15
16	17	18	19	20	21	22
23	24	25	26	27	28	29
30	31					

## NOVEMBER

SUN	MON	TUE	WED	THUR	FRI	SAT
		1	2	3	4	5
6	7	8	9	10	11	12
13	14	15	16	17	18	19
20	21	22	23	24	25	26
27	28	29	30			

## DECEMBER

SUN	MON	TUE	WED	THUR	FRI	SAT
			1	2	3	4
5	6	7	8	9	10	11
12	13	14	15	16	17	18
19	20	21	22	23	24	25
26	27	28	29	30	31	

## JANUARY

SUN	MON	TUE	WED	THUR	FRI	SAT
1	2	3	4	5	6	7
8	9	10	11	12	13	14
15	16	17	18	19	20	21
22	23	24	25	26	27	28
29	30	31				

## FEBRUARY

SUN	MON	TUE	WED	THUR	FRI	SAT
			1	2	3	4
5	6	7	8	9	10	11
12	13	14	15	16	17	18
19	20	21	22	23	24	25
26	27	28	29	30	31	

## MARCH

SUN	MON	TUE	WED	THUR	FRI	SAT
			1	2	3	4
5	6	7	8	9	10	11
12	13	14	15	16	17	18
19	20	21	22	23	24	25
26	27	28	29	30	31	

## APRIL

SUN	MON	TUE	WED	THUR	FRI	SAT
						1
2	3	4	5	6	7	8

**GILA RIVER ARENA**  
All times local Arizona time. Dates and times are subject to change.

**GILA RIVER ARENA**  
 480-563-PUCK(7825) | ARIZONACOYOTES.COM



Games also streamed on



FRONT OFFICE





# PLAYERS







## HOW THE TEAM WAS BUILT

Year	Draft (Round/Pick)	Free Agent (Date Signed)	Trade/Waivers (Date)
1995	Shane Doan (1/7)		
2005	Martin Hanzal (1/17)		
2008	Michael Stone (3/69)		
2009	Oliver Ekman-Larsson (1/6)		
2010	Louis Domingue (5/138)		
2011	Connor Murphy (1/20)	Mike Smith (7/1)	
2012	Jordan Martinook (2/58)		
2013	Max Domi (1/13)		Tobias Rieder (3/29)
	Laurent Dauphin (2/39)		
2014	Christian Dvorak (2/58)		
2015	Dylan Strome (1/3)	Brad Richardson (7/1) Zbynek Michalek (7/1) Alex Goligoski (6/22) Jamie McGinn (7/1) Jamie McBain (7/1) Ryan White (7/1) Luke Schenn (7/23) Radim Vrbata (8/16)	Klas Dahlbeck (2/28) Anthony Duclair (3/1) Kevin Connauton (1/13) Jarred Tinordi (1/15) Anthony DeAngelo (6/25)
2016			

## OFF-SEASON ROSTER CHANGES

OUT	TO	IN	FROM
Antoine Vermette	Anaheim (NHL)	Alex Goligoski	Dallas (NHL)
Kyle Chipchura	KHL	Jamie McGinn	Anaheim (NHL)
Viktor Tikhonov	KHL	Ryan White	Philadelphia (NHL)
Nicklas Grossman	Free Agent	Luke Schenn	Los Angeles (NHL)
Boyd Gordon	Philadelphia (NHL)	Jamie McBain	Los Angeles (NHL)
Alex Tanguay	Free Agent	Radim Vrbata	Vancouver (NHL)
Sergei Plotnikov	KHL	Anthony DeAngelo	Syracuse (AHL)
Jiri Sekac	KHL	Justin Peters	Hershey (AHL)
Joe Vitale	Detroit (NHL)	Garret Ross	Rockford (AHL)
Niklas Treutle	Finnish Liiga	Chris Mueller	San Diego (AHL)
Alex Grant	Providence (AHL)	Lawson Crouse	Florida (NHL)
Anders Lindback	Free Agent	Dave Bolland	Florida (NHL)
Steve Downie	Free Agent		
Brendan Shinnimin	Swiss		
Derek Smith	KHL		
Philip Samuelsson	Montreal (NHL)		



# KEVIN CONNAUTON

Defense / 6'2" / 205 / Shoots: Left

Born: February 23, 1990 / Edmonton, AB / Age: 26

**DRAFTED** - Vancouver's 3rd choice (3rd round, 83rd overall) in the 2009 Entry Draft  
**ACQUIRED** - Claimed off waivers from Columbus, January 13, 2016

# 44

## Career vs. NHL

TEAM	GP	G	A	PTS	PIM
ANA	6	0	0	0	4
ARI	6	0	1	1	4
BOS	4	1	3	4	2
BUF	4	1	0	1	0
CGY	6	0	2	2	8
CAR	3	0	1	1	0
CHI	8	2	0	2	0
COL	4	1	1	2	0
CBJ	1	0	0	0	0
DAL	5	2	0	2	0
DET	3	0	0	0	7
EDM	5	0	1	1	16
MIN	4	1	2	3	2
MTL	5	2	2	4	4
NSH	6	0	0	0	4
NJD	4	0	0	0	2
NYI	7	0	1	1	2
NYR	5	0	0	0	0
OTT	3	0	0	0	5
PHI	9	1	2	3	9
PIT	8	0	1	1	10
SJS	9	0	3	3	6
STL	9	1	2	3	10
TBL	5	0	1	1	0
TOR	2	0	1	1	2
VAN	7	1	2	3	2
WSH	6	2	3	5	2
WPG	6	0	0	0	2
<b>Totals</b>	<b>163</b>	<b>15</b>	<b>31</b>	<b>46</b>	<b>111</b>

## 2015-16 HIGHLIGHTS

Totaled 5-12-17, a plus-seven rating and 60 PIM in 65 games...Collected 1-7-8, a plus-10 rating and 21 PIM in 27 games with CBJ...Registered a career-long four-game point streak (1-3-4) from Dec. 17 – 29...Claimed off waivers from CBJ on Jan. 13...Appeared in 38 games with the Coyotes, recording 4-5-9 and 39 PIM...Made his ARI debut vs. NJD, Jan. 16...Registered his first point (assist) with ARI vs. CGY, Feb. 12...Scored his first goal as a Coyote vs. MTL, Feb. 15...Tied a career high with 1-2-3 vs. STL, Feb. 20...Scored a goal at WSH, Feb. 22...Ranked fifth among ARI defensemen in TOI/G (17:33).

## 2014-15 HIGHLIGHTS

Started the season with DAL, recording two assists and six PIM in eight games with the Stars...Posted a plus-four rating...Claimed off waivers by CBJ from DAL on Nov. 18...Appeared in 54 games with the Blue Jackets...Collected 9-10-19 and 29 PIM...Set new NHL career highs for goals, assists (12 – tied) and points (21) in a season...Skated in CBJ debut vs. BOS, Nov. 21...Scored his first goal with CBJ vs. PHI, Dec. 9...Posted multi-point games in back-to-back games vs. BOS, Dec. 27 (1-2-3) and vs. MIN, Dec. 31 (1-1-2)...Scored four GWGs with CBJ, which were the most GWGs by a defenseman in a single season in team history.

## 2013-14 HIGHLIGHTS

Registered 1-7-8 and 16 PIM in 36 games with the Stars...Led DAL rookie defensemen in games played, goals, assists and points...Made his NHL debut vs. CGY, Oct. 24...Recorded his first career NHL point (assist) at TOR, Dec. 5...Scored his first career NHL goal at COL, Dec. 16...Tallied two assists in first multi-point game vs. MTL, Jan. 2...Appeared in six games with Texas (AHL)...Had an assist and 23 PIM. **2014 Playoffs:** Made his Stanley Cup playoff debut, skating in four games vs. ANA in the WCQF.

## 2012-13 HIGHLIGHTS

Skated in 60 games with Chicago (AHL), collecting 7-18-25 and 67 PIM...Acquired by DAL on April 2, 2013 along with a second round draft pick from VAN in exchange for Derek Roy...Registered 2-4-6, a plus-two rating and six PIM in nine games with Texas (AHL)...Made his team debut vs. Oklahoma City, Apr. 5, 2013...Scored his first goal (GWG) with Texas at Charlotte, Apr. 12...Totaled a team-leading 2-3-5 with six PIM in nine Calder Cup Playoff games with Texas.

## 2011-12 HIGHLIGHTS

Collected 13-20-33 and 58 PIM in 73 games with Chicago (AHL)...Finished tied for fourth among AHL defensemen in goals...Selected to the 2012 AHL All-Star Classic in Atlantic City...Won the hardest shot competition at the 2012 AHL All-Star Game (99.4 MPH)...Tallied an assist in five postseason games with the Wolves.

## 2010-11 HIGHLIGHTS

Registered 11-12-23 and 51 PIM with Manitoba (AHL) in his first professional season...Made his pro and AHL debut with the Moose at Peoria, Oct. 10 and scored a goal for his first career pro and AHL point...Scored a goal and skated in six Calder Cup Playoff games with Manitoba.

## 2009-10 HIGHLIGHTS

Recorded 24-48-72 and 105 PIM in 69 games in his lone season with Vancouver (WHL)...Tied for first in the WHL in defensemen points...Ranked second in defensemen goals and third in assists...Led WHL rookies in scoring...Earned WHL Western Conference First All-Star Team and Canadian Major Junior All-Rookie Team honors...Set Vancouver's franchise record for goals and points by a defenseman...Added 3-10-13 in 16 playoff games with the Giants.

## PERSONAL

Nickname is "Nauts"...Favorite band is Rise Against...Enjoys playing golf...Playing in his first NHL game has been his most memorable hockey moment.

# PACK FACT

Registered a career-high three points versus STL on Feb. 20, 2016.

## 2015-16 REAL TIME STATS

**Shots: 65**

**Hits: 76**

**Blocks: 43**

### CAREER HIGHLIGHTS

<b>MOST GOALS/GAME:</b> 1 – 15 times (last 3/9/16 at VAN)+	<b>MOST SHOTS/GAME:</b> 6 – 4 times (last 2/29/16 at PIT)+	<b>LONGEST POINT STREAK:</b> 4 games – 12/17/15 – 12/29/15#
<b>MOST ASSISTS/GAME:</b> 2 – 3 times (last 2/20/16 vs. STL)+	<b>LONGEST GOAL STREAK:</b> 2 games – 3 times (last 2/20/16 – 2/22/16)+	<b>CAREER HAT TRICKS:</b> None
<b>MOST POINTS/GAME:</b> 3 – 2 times (last 2/20/16 vs. STL)+	<b>LONGEST ASSIST STREAK:</b> 3 games – 12/17/15 – 12/27/15#	<b>MULTIPLE POINT GAMES:</b> 4 – last 2/20/16 vs. STL+
<b>MOST PIM/GAME:</b> 10 – 3/12/16 at EDM+		

### FIRSTS

<b>FIRST COYOTES GAME:</b> 1/16/16 vs. NJD	<b>FIRST NHL GAME:</b> 10/24/13 vs. CGY*
<b>FIRST COYOTES GOAL:</b> 2/15/16 vs. MTL	<b>FIRST NHL GOAL:</b> 12/16/13 at COL*
<b>FIRST COYOTES ASSIST:</b> 2/12/16 vs. CGY	<b>FIRST NHL ASSIST:</b> 12/5/13 at TOR*

\*w/DAL  
#w/CBJ  
+w/ARI

## CAREER RECORD

SEASON	TEAM	LEAGUE	GP	REGULAR SEASON								PLAYOFFS				
				G	A	PTS	PP	SH	GW	+/-	PIM	GP	G	A	PTS	PIM
2008-09	Western Michigan	NCAA	40	7	11	18	-	-	-	-1	44	-	-	-	-	-
2009-10	Vancouver	WHL	69	24	48	72	16	0	3	4	105	16	3	10	13	21
2010-11	Manitoba	AHL	73	11	12	23	-	-	-	-11	51	6	1	0	1	0
2011-12	Chicago	AHL	73	13	20	33	-	-	-	-3	58	5	0	1	1	8
2012-13	Chicago	AHL	60	7	18	25	-	-	-	-12	67	-	-	-	-	-
	Texas	AHL	9	2	4	6	-	-	-	2	6	9	2	3	5	6
2013-14	Texas	AHL	6	0	1	1	-	-	-	-4	23	-	-	-	-	-
	Dallas	NHL	36	1	7	8	0	0	0	-6	16	4	0	0	0	16
2014-15	Dallas	NHL	8	0	2	2	0	0	0	4	6	-	-	-	-	-
	Columbus	NHL	54	9	10	19	0	0	4	1	29	-	-	-	-	-
2015-16	Columbus	NHL	27	1	7	8	0	0	0	10	21	-	-	-	-	-
	Arizona	NHL	38	4	5	9	0	0	0	-3	39	-	-	-	-	-
<b>FRANCHISE TOTALS</b>			<b>38</b>	<b>4</b>	<b>5</b>	<b>9</b>	<b>0</b>	<b>0</b>	<b>0</b>	<b>-3</b>	<b>39</b>	-	-	-	-	-
<b>NHL TOTALS</b>			<b>163</b>	<b>15</b>	<b>31</b>	<b>46</b>	<b>0</b>	<b>0</b>	<b>4</b>	<b>6</b>	<b>111</b>	<b>4</b>	<b>0</b>	<b>0</b>	<b>0</b>	<b>16</b>

PLAYERS





# KLAS DAHLBECK

Defense / 6'4" / 212 / Shoots: Left

Born: July 6, 1991 / Katrineholm, Sweden / Age: 25

**DRAFTED** - Chicago's 6th choice (3rd round, 79th overall) in the 2011 Entry Draft

**ACQUIRED** - From Chicago with a 1st round draft choice in 2015 in exchange for Antoine Vermette

# 34

## Career vs. NHL

TEAM	GP	G	A	PTS	PIM
ANA	5	0	0	0	4
ARI	0	0	0	0	0
BOS	3	1	0	1	4
BUF	3	0	1	1	0
CGY	6	0	0	0	0
CAR	2	0	0	0	0
CHI	4	0	0	0	0
COL	4	0	0	0	4
CBJ	2	0	0	0	2
DAL	3	0	2	2	0
DET	3	0	1	1	0
EDM	5	0	2	2	6
FLA	1	0	0	0	0
LAK	4	0	0	0	0
MIN	2	0	0	0	0
MTL	3	0	0	0	0
NSH	5	0	0	0	2
NJD	3	0	0	0	0
NYI	3	0	0	0	0
NYR	2	1	0	1	0
OTT	2	0	1	1	0
PHI	1	0	0	0	0
PIT	4	0	1	1	2
SJS	7	0	1	1	4
STL	3	0	0	0	4
TBL	2	0	0	0	2
TOR	2	1	0	1	2
VAN	7	0	0	0	0
WSH	1	0	0	0	0
WPG	2	0	0	0	0
<b>TOTALS</b>	<b>94</b>	<b>3</b>	<b>9</b>	<b>12</b>	<b>36</b>

## 2015-16 HIGHLIGHTS

Skated in 71 games with Arizona, registering 2-6-8 and 28 PIM...Established career highs in games, goals, assists, points and PIM...Led the team in hits (178)...Finished fourth on ARI with 76 blocked shots...Had 64 shots...Ranked third among ARI defensemen in SH TOI/G (2:45) and second in SH TOI (195:18)...Scored his first goal with ARI at NYR, Oct. 22...Earned an assist at OTT, Oct. 24...Scored a goal at TOR, Oct. 26...Registered a career-long three-game point streak (2-1-3) from Oct. 22-26...Collected two assists at EDM, Jan. 2...Had an assist vs. DAL, Feb. 18...Skated in a season-high 23:49 of TOI vs. STL, Feb. 20...Tallied an assist vs. SJS, Mar. 17...Notched an assist vs. DAL, Mar. 24.

## 2014-15 HIGHLIGHTS

Played in 19 games with the Coyotes, recording 0-3-3 and six PIM after being acquired in a trade along with a 2015 1st round draft choice from CHI in exchange for Antoine Vermette on Feb. 28...Appeared in four games and posted 1-0-1 with the Blackhawks...Had an assist at DET, Mar. 24 to record his first point with ARI...Skated in 16:18 of ice time in his Coyotes debut vs. ANA, Mar. 3...Scored his first NHL goal with CHI at BOS, Dec. 11...Made his NHL debut on Dec. 6 at NSH...Posted 4-6-10 and 35 PIM in 35 games with Rockford (AHL)...Played in three games with Portland (AHL) and had one assist...Appeared in five postseason games with the Pirates and had one assist.

## 2013-14 HIGHLIGHTS

Registered a career-high 35 points (10-25-35) in 75 regular-season games with the Rockford IceHogs (AHL)...Ranked third among team defensemen and tied for eighth overall in points...Paced the team with a +21 plus-minus rating...Posted a career-long four-game point streak (2-2-4) from Oct. 27-Nov. 3...Netted the GWG on Nov. 24 at Charlotte in his 200th career professional game...Tied the IceHogs' all-time record for assists and points by a defenseman in a single game after tallying four assists on Jan. 11 vs. Lake Erie, setting career highs in points and assists...Named the IceHogs 2013-14 Co-Defenseman of the Year.

## 2012-13 HIGHLIGHTS

Recorded 1-5-6 in 70 regular-season games with Rockford in his professional debut...Made his AHL debut on Oct. 20...Collected his first professional point with an assist on Dec. 29 vs. Milwaukee...Scored his first AHL goal on April 13 at Milwaukee...Named the IceHogs Most Improved Player.

## 2011-12 HIGHLIGHTS

Recorded two goals and two assists in 55 regular-season appearances with Linköping HC of the Swedish Hockey League...Netted the first goal of his SHL career on Jan. 27 at Timrå.

## 2010-11 HIGHLIGHTS

Tallied eight assists in 47 regular-season games with Linköping HC...Skated in seven postseason games.

## 2009-10 HIGHLIGHTS

Made his SHL debut in six regular-season contests and three postseason games with Linköping HC...Tallied 11 points (4-7-11) in 39 regular-season games with Linköping Jr in the SuperElit...Registered two points (1-1-2) in six postseason games.

## INTERNATIONAL CAREER

**2011:** Collected two assists in six games with Team Sweden at the 2011 IIHF World Junior Championships in Buffalo, N.Y.

## PERSONAL

Nickname is "Dahly"...Favorite player growing up was Niklas Lidstrom...Other favorites include: Drake (music) and "Batman the Dark Knight" (movie)...Enjoys hanging out with friends and his dog...Scoring his first NHL goal is his most memorable hockey moment.

# PACK FACT

Led the team and all NHL rookies with 178 hits last season.

## 2015-16 REAL TIME STATS

**Shots: 64**

**Hits: 178**

**Blocks: 76**

### CAREER HIGHLIGHTS

<b>MOST GOALS/GAME:</b> 1 – 3 times (last 10/26/15 at TOR)+	<b>MOST SHOTS/GAME:</b> 4 – 2/23/16 at TBL+	<b>CAREER HAT TRICKS:</b> None
<b>MOST ASSISTS/GAME:</b> 2 – 1/2/16 at EDM+	<b>LONGEST GOAL STREAK:</b> None	<b>MULTIPLE POINT GAMES:</b> 1 – 1/2/16 at EDM+
<b>MOST POINTS/GAME:</b> 2 – 1/2/16 at EDM+	<b>LONGEST ASSIST STREAK:</b> 2 games – 3/28/15-3/30/15+	
<b>MOST PIM/GAME:</b> 4 – 2 times (last 1/12/16 vs. EDM)+	<b>LONGEST POINT STREAK:</b> 3 games – 10/22/15-10/26/15+	

### FIRSTS

<b>FIRST COYOTES GAME:</b> 3/3/15 vs. ANA	<b>FIRST NHL GAME:</b> 12/6/14 at NSH*
<b>FIRST COYOTES GOAL:</b> 10/22/15 at NYR	<b>FIRST NHL GOAL:</b> 12/11/14 at BOS*
<b>FIRST COYOTES ASSIST:</b> 3/24/15 at DET	<b>FIRST NHL ASSIST:</b> 3/24/15 at DET+

\*w/CHI

+w/ARI

## CAREER RECORD

SEASON	TEAM	LEAGUE	GP	REGULAR SEASON								PIM	PLAYOFFS			
				G	A	PTS	PP	SH	GW	+/-			G	A	PTS	PIM
2009-10	Linköping HC J20	SuperElit	39	4	7	11	-	-	-	-	8	6	1	1	2	4
	Linköping HC	Sweden-1	6	0	0	0	-	-	-	-1	0	3	0	0	0	0
2010-11	Linköping HC	Sweden-1	47	0	8	8	-	-	-	7	12	7	0	0	0	0
2011-12	Linköping HC	Sweden-1	55	2	2	4	-	-	-	3	20	-	-	-	-	-
2012-13	Rockford	AHL	70	1	5	6	0	0	0	11	29	-	-	-	-	-
2013-14	Rockford	AHL	75	10	25	35	1	2	2	21	49	-	-	-	-	-
2014-15	Rockford	AHL	49	4	6	10	2	0	0	2	35	-	-	-	-	-
	Portland	AHL	3	0	1	1	0	0	0	-3	0	5	0	1	1	4
	Chicago	NHL	4	1	0	1	0	0	0	-1	2	-	-	-	-	-
	Arizona	NHL	19	0	3	3	0	0	0	-7	6	-	-	-	-	-
2015-16	Arizona	NHL	71	2	6	8	0	0	0	-5	28	-	-	-	-	-
<b>FRANCHISE TOTALS</b>			<b>90</b>	<b>2</b>	<b>9</b>	<b>11</b>	<b>0</b>	<b>0</b>	<b>0</b>	<b>-12</b>	<b>34</b>	-	-	-	-	-
<b>NHL TOTALS</b>			<b>94</b>	<b>3</b>	<b>9</b>	<b>12</b>	<b>0</b>	<b>0</b>	<b>0</b>	<b>-13</b>	<b>36</b>	-	-	-	-	-

PLAYERS



# LAURENT DAUPHIN

Center / 6'0" / 187 / Shoots: Left

Born: March 27, 1995 / Repentigny, Quebec City / Age: 21

**DRAFTED** - Phoenix's 2nd choice (2nd round, 39th overall) in the 2013 Entry Draft

# 76

## Career vs. NHL

TEAM	GP	G	A	PTS	PIM
ANA	0	0	0	0	0
ARI	-	-	-	-	-
BOS	0	0	0	0	0
BUF	0	0	0	0	0
CGY	0	0	0	0	0
CAR	0	0	0	0	0
CHI	2	0	0	0	0
COL	0	0	0	0	0
CBJ	0	0	0	0	0
DAL	0	0	0	0	0
DET	0	0	0	0	0
EDM	1	0	0	0	2
FLA	0	0	0	0	0
LAK	0	0	0	0	0
MIN	0	0	0	0	0
MTL	0	0	0	0	0
NSH	1	0	0	0	0
NJD	0	0	0	0	0
NYI	0	0	0	0	0
NYR	0	0	0	0	0
OTT	0	0	0	0	0
PHI	0	0	0	0	0
PIT	0	0	0	0	0
SJS	1	0	0	0	0
STL	1	0	0	0	0
TBL	0	0	0	0	0
TOR	0	0	0	0	0
VAN	1	1	0	1	2
WSH	1	0	0	0	0
WPG	0	0	0	0	0
<b>TOTALS</b>	<b>8</b>	<b>1</b>	<b>0</b>	<b>1</b>	<b>4</b>

## 2015-16 HIGHLIGHTS

Played in eight games with ARI, totaling 1-0-1 and four PIM...Skated in 9:20 in NHL debut vs. CHI, Dec. 29...Scored first career NHL goal at VAN, Jan. 4...Skated in season-high 14:11 at NSH, Apr. 7...Appeared in 66 games with Springfield (AHL), recording 11-13-24 and 72 PIM...Ranked tied for fifth on the Falcons in goals and fourth in PIM...Scored goals in back-to-back games vs. BRI, Oct. 28 and vs. RCH, Oct. 30...Collected 1-1-2 vs. BRI, Dec. 4...Scored a goal in back-to-back games vs. HER, Feb. 13 and vs. PRO, Feb. 14...Registered a six-game point streak (4-4-8) from Mar. 5-19...Had 1-1-2 vs. POR, Mar. 12...Recorded 1-1-2 vs. SYR, Mar. 13...Scored goals vs. BRI, Mar. 16 and at HFD, Mar. 19...Totaled 4-5-9 in 11 games in March.

## 2014-15 HIGHLIGHTS

Skated in 56 games with Chicoutimi (QMJHL) as team captain...Recorded 31-44-75...Led the Saguenéens in points, assists and goals...Established new QMJHL career highs in goals, assists, points and PIM (74)...Registered 23 multi-point games...Tallied 1-3-4 at Halifax on Sept. 26...Had a six-game point streak (4-8-12) from Dec. 4 to Jan. 9...Totaled 9-9-18 in 12 February games...Recorded a point in 17 of 18 February contests and notched a seven-game point streak (5-6-11) from Feb. 13-28...Added a team-leading 5-3-8 in five postseason games...Recorded a hat trick (3-0-3) vs. Moncton, Apr. 2...Made his professional debut with Portland (AHL) on Apr. 11 vs. Wilkes-Barre/Scranton...Scored his first professional goal vs. Providence, Apr. 18...Had 0-2-2 in five postseason games with the Pirates...Skated in his first career AHL playoff contest and earned an assist at Manchester on Apr. 23.

## 2013-14 HIGHLIGHTS

Recorded 24-30-54 in 52 games with Chicoutimi...Led the Saguenéens in points and assists and finished second in goals...Started the season with a six-game point streak (4-4-8) from Sept. 15 – Oct. 1...Recorded a seven-game point streak (5-4-9) from Nov. 9 – Dec. 14...Registered a nine-game point streak (5-9-14) from Jan. 26 – Feb. 15.

## 2012-13 HIGHLIGHTS

Appeared in a QMJHL career-high 62 games with the Saguenéens...Totaled 25-32-57 and a career-best nine GWGs and 10 PPGs...Finished fourth on the team in scoring...Posted a five-game point streak (5-3-8) from Oct. 14-25...Notched a five-game point streak (5-3-8) from Nov. 3-16...Tallied a five-game point streak (4-2-6) from Jan. 4-11...Added 2-2-4 in six postseason contests...Posted 1-1-2 at Quebec, Mar. 22...Had a three-game postseason point streak (2-2-4) from Mar. 22-26.

## INTERNATIONAL CAREER

**2013:** Won a gold medal with Canada's U18 team at the 2013 U18 World Junior Championship...Registered 4-2-6 in seven games...**2012:** Played for Canada Quebec in the 2012 U17 World Hockey Challenge, recording one assist in five games.

## PERSONAL

Nicknames are "Flipper" and "Dauph"...Mike Modano was his favorite player growing up...Favorites include Afrojack (artist) and "Spotlight" (movie)...Enjoys golf, football, video games and books...Winning gold at the World U18 tournament is his most memorable hockey moment.



# PACK FACT

Scored his first NHL goal against VAN on Jan. 4, 2016.

## 2015-16 REAL TIME STATS

**TOI/G: 11:18**

**FOW: 32**

**S%: 14.3**

### CAREER HIGHLIGHTS

### FIRSTS

**MOST GOALS/GAME:**  
1 – 1/4/16 at VAN

**MOST SHOTS/GAME:**  
3 – 1/4/16 at VAN

**CAREER HAT TRICKS:**  
None

**FIRST COYOTES GAME:**  
12/29/15 vs. CHI

**FIRST NHL GAME:**  
12/29/15 vs. CHI

**MOST ASSISTS/GAME:**  
None

**LONGEST GOAL STREAK:**  
None

**MULTIPLE POINT GAMES:**  
None

**FIRST COYOTES GOAL:**  
1/4/16 at VAN

**FIRST NHL GOAL:**  
1/4/16 at VAN

**MOST POINTS/GAME:**  
1 – 1/4/16 at VAN

**LONGEST ASSIST STREAK:**  
None

**FIRST COYOTES ASSIST:**  
None

**FIRST NHL ASSIST:**  
None

**MOST PIM/GAME:**

2 – 2 times (last 1/4/16 at VAN)

**LONGEST POINT STREAK:**  
None

## CAREER RECORD

SEASON	TEAM	LEAGUE	GP	REGULAR SEASON								PLAYOFFS				
				G	A	PTS	PP	SH	GW	+/-	PIM	GP	G	A	PTS	PIM
2010-11	College Esther-Blondin Phenix	QMAAA	41	16	25	41	-	-	-	-	-	3	0	1	1	0
2011-12	College Esther-Blondin Phenix	QMAAA	40	17	45	62	-	-	-	-	-	13	12	14	26	12
2012-13	Chicoutimi	QMJHL	62	25	32	57	10	3	9	0	50	6	2	2	4	8
2013-14	Chicoutimi	QMJHL	52	24	30	54	9	0	4	-8	56	-	-	-	-	-
2014-15	Chicoutimi	QMJHL	56	31	44	75	7	1	4	0	74	5	5	3	8	13
	Portland	AHL	4	1	0	1	2	5	0	2	2	5	0	2	2	0
2015-16	Springfield	AHL	66	11	13	24	2	0	2	-4	72	-	-	-	-	-
	Arizona	NHL	8	1	0	1	0	0	0	0	4	-	-	-	-	-
<b>FRANCHISE &amp; NHL TOTALS</b>			<b>8</b>	<b>1</b>	<b>0</b>	<b>1</b>	<b>0</b>	<b>0</b>	<b>0</b>	<b>0</b>	<b>4</b>	<b>-</b>	<b>-</b>	<b>-</b>	<b>-</b>	<b>-</b>



# ANTHONY DEANGELO

Defense / 5'11" / 183 / Shoots: Right

Born: October 24, 1995 / Sewell, New Jersey / Age: 20

**DRAFTED** - Tampa Bay's 1st choice (1st round, 19th overall) in the 2014 Entry Draft

**ACQUIRED** - From Tampa Bay in exchange for a 2nd round draft choice (37th overall) in the 2016 Entry Draft, June 25, 2016

# 77

## 2015-16 HIGHLIGHTS

Registered 6-37-43 in 69 games with Syracuse (AHL)...Ranked seventh among League defensemen in points...Finished tied with the fourth-most points on the Crunch...His 37 assists ranked fourth among AHL blueliners and third among AHL rookies...Had six multi-point games...Made his AHL debut and recorded his first point (assist) at Lehigh Valley, Oct. 10... Scored his first AHL goal at Rochester, Oct. 25...Totaled 3-4-7 in eight October games...Recorded a four-game point streak (3-2-5) from Oct. 25-Nov.6...Had a three-game assist streak (0-3-3) from Nov. 27-Dec. 4...Tallied two assists vs. Binghamton, Dec. 18...Notched a three-game assist streak (0-4-4) from Dec. 20-27...Scored a goal at Toronto, Jan. 20... Registered a three-game point streak (1-3-4) from Jan. 20-27...Totaled 1-6-7 and earned a point in 7 of 8 February games... Recorded a seven-game point streak (1-7-8) from Feb. 20-Mar.6...Posted 1-1-2 at Springfield, Mar. 6...Collected three assists vs. St. John's, Mar. 20.

## 2014-15 HIGHLIGHTS

Led OHL defensemen and ranked 13th overall in scoring...Totaled 25-64-89 in 55 games with Sault Ste. Marie and Sarnia... Tallied 24 multi-point games and a plus-34 rating...Also led OHL defensemen in goals and assists and finished 6th in plus-minus...Registered 15-36-51 and a plus-33 rating in 26 games after being acquired by the Greyhounds... Helped the Greyhounds win the OHL's West Division title and regular season championship...Awarded the 2014-15 Max Kaminsky Trophy, which is awarded annually to the OHL's Most Outstanding Defenseman of the Year...Became the fourth Greyhound to win the award...Also named CHL Defenseman of the Year...Recorded a six-game point streak (2-7-9) from Oct. 4-24...Notched 1-2-3 at Barrie, Oct. 30...Had three assists at North Bay, Nov. 2...Collected 2-1-3 vs. Saginaw, Nov. 23...Registered a nine-game point streak (4-10-14) from Nov. 29-Jan. 3...Traded to Sault Ste. Marie on Jan. 8...Selected as the Pioneer Energy OHL Player of the Week for the week ending Jan. 25 after recording seven assists in three games...Chosen as the CHL Player of the Week after having 4-4-8 in two games with a plus-minus rating of plus-4 for the week ending March 1...Named the OHL's Defenseman of the Month for February and March... Posted a 19-point (5-14-19) month of February and scored seven goals (7-10-17) in just seven contests in the month of March...Finished the season on a 25-game point streak (15-36-51) from Jan.10-Mar. 22...Earned 1-3-4 vs. Saginaw, Jan. 14...Totaled three assists at Mississauga, Jan. 23...Recorded 1-3-4 at Erie, Feb. 6...Posted three or more points in four straight games: 2-1-3 vs. Windsor, Feb. 27, a season-high 2-3-5 vs. London, Mar. 1, 2-2-4 at Windsor, Mar. 5 and 0-3-3 at Sarnia, Mar. 6...Scored two goals vs. Windsor, Mar. 21...Collected 0-16-16 in 13 playoff games...Owned a plus-12 rating and had 18 PIM...Had four assists at Saginaw, Apr. 2...Notched three assists vs. Guelph, Apr. 8...Tallied two assists in back-to-back games vs. Guelph, Apr. 9 and at Guelph, Apr. 12...Voted the Best Offensive Defenseman and the third Best Playmaker in the OHL's Western Conference Coaches Poll...Named to OHL First All-Star team.

## 2013-14 HIGHLIGHTS

Skated in 51 games with Sarnia, recording 15-56-71 and 90 PIM...Scored six PPGs and two GWGs...Led OHL defensemen in scoring and was second overall on Sarnia in points...Led Sting blueliners with 15 goals...His 56 assists were most among League defensemen...Ranked tied for fourth in the OHL in goals by a defenseman...Had 22 multi-point games...Registered a six-game point streak to start the season (3-6-9) from Sept. 20-Oct. 5...Had two assists in first game of the season vs. Oshawa, Sept. 20...Scored two goals vs. North Bay, Sept. 29...Tallied 1-3-4 vs. Saginaw, Oct. 17...Had 1-2-3 at Saginaw, Oct. 19...Posted a five-game point streak (1-8-9) from Oct. 25-Nov. 7...Earned a point in 12 straight games (2-18-20) from Nov. 14-Dec. 13...Notched a point in six consecutive games (2-8-10) from Dec. 19-Jan. 19...Scored two goals vs. Windsor, Jan. 26...Totaled 2-1-3 vs. Ottawa, Feb. 22...Recorded a five-game point streak (2-6-8) from Feb. 22-Mar.4.

## 2012-13 HIGHLIGHTS

Registered 9-49-58 and 60 PIM in 62 games with Sarnia...Led Sting defensemen in points and ranked fifth overall...Finished first among defensemen and second overall on the team in assists...Ranked first among OHL defensemen in assists, third in points and second in power-play assists (27)...Posted 1-2-3 and eight PIM in four postseason games.

## 2011-12 HIGHLIGHTS

Skated in 68 games with Sarnia in his first OHL season...Recorded 6-17-23 and 46 PIM...Scored a goal in six playoff contests.

## INTERNATIONAL CAREER

**2015:** Represented the United States in the 2015 World Junior Championship in Toronto and Montreal, recording two goals and an assist in five tournament contests...**2013:** Skated for Team USA at the 2013 Ivan Hlinka Memorial, earning six assists (0-6-6) in four games for the second-place team.

## Career vs. NHL

TEAM	GP	G	A	PTS	PIM
ANA	0	0	0	0	0
ARI	-	-	-	-	-
BOS	0	0	0	0	0
BUF	0	0	0	0	0
CGY	0	0	0	0	0
CAR	0	0	0	0	0
CHI	0	0	0	0	0
COL	0	0	0	0	0
CBJ	0	0	0	0	0
DAL	0	0	0	0	0
DET	0	0	0	0	0
EDM	0	0	0	0	0
FLA	0	0	0	0	0
LAK	0	0	0	0	0
MIN	0	0	0	0	0
MTL	0	0	0	0	0
NSH	0	0	0	0	0
NJD	0	0	0	0	0
NYI	0	0	0	0	0
NYR	0	0	0	0	0
OTT	0	0	0	0	0
PHI	0	0	0	0	0
PIT	0	0	0	0	0
SJS	0	0	0	0	0
STL	0	0	0	0	0
TBL	0	0	0	0	0
TOR	0	0	0	0	0
VAN	0	0	0	0	0
WSH	0	0	0	0	0
WPG	0	0	0	0	0
<b>TOTALS</b>	<b>0</b>	<b>0</b>	<b>0</b>	<b>0</b>	<b>0</b>

# PACK FACT

Finished second among AHL rookie defensemen with 43 points with Syracuse in 2015-16.

CAREER HIGHLIGHTS			FIRSTS	
<b>MOST GOALS/GAME:</b> None	<b>MOST SHOTS/GAME:</b> None	<b>CAREER HAT TRICKS:</b> None	<b>FIRST COYOTES GAME:</b> None	<b>FIRST NHL GAME:</b> None
<b>MOST ASSISTS/GAME:</b> None	<b>LONGEST GOAL STREAK:</b> None	<b>MULTIPLE POINT GAMES:</b> None	<b>FIRST COYOTES GOAL:</b> None	<b>FIRST NHL GOAL:</b> None
<b>MOST POINTS/GAME:</b> None	<b>LONGEST ASSIST STREAK:</b> None		<b>FIRST COYOTES ASSIST:</b> None	<b>FIRST NHL ASSIST:</b> None
<b>MOST PIM/GAME:</b> None	<b>LONGEST POINT STREAK:</b> None			

## CAREER RECORD

SEASON	TEAM	LEAGUE	GP	REGULAR SEASON								PLAYOFFS				
				G	A	PTS	PP	SH	GW	+/-	PIM	GP	G	A	PTS	PIM
2010-11	Cedar Rapids	USHL	28	1	14	15	-	-	-	4	19	-	-	-	-	-
2011-12	Sarnia	OHL	68	6	17	23	2	0	3	-7	46	6	1	0	1	2
2012-13	Sarnia	OHL	62	9	49	58	3	0	1	-13	60	4	1	2	3	8
2013-14	Sarnia	OHL	51	15	56	71	6	1	2	-34	90	-	-	-	-	-
2014-15	Sarnia	OHL	29	10	28	38	2	0	1	1	64	-	-	-	-	-
	Sault-Ste Marie	OHL	26	15	36	51	2	1	2	33	51	13	0	16	16	18
2015-16	Syracuse	AHL	69	6	37	43	0	0	2	-18	84	-	-	-	-	-
<b>FRANCHISE &amp; NHL TOTALS</b>			<b>0</b>	<b>0</b>	<b>0</b>	<b>0</b>	<b>0</b>	<b>0</b>	<b>0</b>	<b>0</b>	<b>0</b>	<b>-</b>	<b>-</b>	<b>-</b>	<b>-</b>	<b>-</b>





# SHANE DOAN

Right Wing / 6'1" / 223 / Shoots: Right

Born: October 10, 1976 / Halkirk, Alberta / Age: 40

**DRAFTED - Winnipeg's 1st choice (1st round, 7th overall) in the 1995 Entry Draft**

# 19

## Career vs. NHL

TEAM	GP	G	A	PTS	PIM
ANA	105	34	40	74	171
ARI	-	-	-	-	-
BOS	25	3	9	12	28
BUF	26	6	10	16	18
CGY	71	21	34	55	47
CAR	21	4	7	11	11
CHI	68	20	17	37	55
COL	70	22	29	51	40
CBJ	52	16	24	40	48
DAL	106	32	37	69	102
DET	68	15	22	37	34
EDM	74	16	46	62	71
FLA	24	7	4	11	14
LAK	106	37	43	80	99
MIN	53	12	25	37	51
MTL	23	5	4	9	18
NSH	62	18	20	38	29
NJD	27	2	4	6	10
NYI	23	7	8	15	27
NYR	25	7	10	17	29
OTT	23	6	5	11	36
PHI	27	6	9	15	22
PIT	25	8	8	16	31
SJS	107	26	42	68	76
STL	75	22	28	50	99
TBL	27	2	10	12	33
TOR	29	8	12	20	14
VAN	74	18	22	40	54
WSH	26	8	8	16	11
WPG	24	8	12	20	27
<b>Totals</b>	<b>1466</b>	<b>396</b>	<b>549</b>	<b>945</b>	<b>1305</b>

## 2015-16 HIGHLIGHTS

Scored a team-leading 28 goals and totaled 28-19-47 in 72 games...Served as the team's captain for the 12th consecutive season...Is the longest-tenured captain in the NHL...Finished third on the team in points and tied for the team lead with 12 PPGs...Scored four GWGs...Led the team with 98 PIM...Had 10 multi-point games...Became the franchise's all-time leader in goals (396), points (945) and PPGs (125)...Became the sixth active NHL player to lead his franchise in all-time points...Scored 28 or more goals in a single season for the fourth time in his career...Is just the second Coyotes player to score 25 or more goals in a single season since 2009-10...Enters 2016-17 ranked 22nd on the NHL's all-time games played list (1,466) and sixth on the League's most games with one franchise list...Posted 1-2-3 and recorded his 900th career point vs. BOS, Oct. 17...Tallied 2-1-3 vs. TOR, Dec. 22...Registered his second career hat trick (3-0-3) vs. CHI, Dec. 29...Scored a goal in the first period vs. WPG, Dec. 31 to surpass Dale Hawerchuk's franchise career goals record...Scored two goals at VAN, Jan. 4...Notched a goal and an assist vs. LAK, Jan. 23...Collected 1-1-2 at ANA, Feb. 5...Recorded 2-1-3 vs. CGY, Feb. 12 to pass Hawerchuk's franchise point and PPG records...Registered 1-1-2 at FLA, Feb. 25...Notched two assists at CGY, Mar. 11.

## 2014-15 HIGHLIGHTS

Served as team captain for the 11th straight season and finished fourth on the team in scoring with 14-22-36 in 79 games...Led the team with 43 takeaways...Tied for second on the team in shots (189) and ranked second on the team in TOI/G for forwards (18:52) and hits (189)...His five PPGs ranked tied for fourth on the team...Had eight multi-point games...Registered 1-2-3 vs. SJS, Apr. 4...Scored a goal vs. NJD, Mar. 14...Scored a PPG at CHI, Feb. 9...Scored a PPG at CBJ, Feb. 3...Had two assists at PHI, Jan. 27...Tallied two assists at WPG, Jan. 18...Scored a goal vs. SJS, Jan. 13...Posted 1-2-3 vs. WPG, Jan. 8...Scored a goal vs. PHI, Dec. 29...Scored the shootout GDG vs. ANA, Dec. 27...Notched a goal and an assist at SJS, Nov. 22...Scored a goal at VAN, Nov. 14...Posted 1-1-2 at CGY, Nov. 13...Had a goal at ANA, Nov. 7...Scored twice and had an assist at WSH, Nov. 2...Recorded a goal at TBL, Oct. 28...Notched a pair of assists vs. EDM, Oct. 15.

## 2013-14 HIGHLIGHTS

Finished second on the team in goals (23) and tied for fourth in points (47) despite missing 13 games with an illness...It marked the 12th 20-goal season of his career...Served as team captain for the 10th consecutive year...Collected 23-24-47 and 34 PIM in 69 games...Tied for the team lead in PPGs (10) and ranked tied for second in GWGs (4)...Ranked second among Coyotes' forwards in TOI/game (18:56)...Led the team with 48 takeaways and added 167 shots and 135 hits...Had 11 multi-point games...Scored a goal vs. DAL in the regular season finale on Apr. 13...Scored a goal vs. SJS, Apr. 12...Scored a goal at CBJ, Apr. 8...Tallied two assists at PIT, Mar. 25...Scored a goal vs. BOS, Mar. 22...Scored his 350th career goal vs. CGY, Mar. 15...Played in his 1,300th career game at BOS, Mar. 13...Posted 1-1-2 vs. MTL, Mar. 6...Scored two goals at COL, Feb. 28...Notched his 500th career assist vs. LAK, Jan. 28...Tallied 1-1-2 at VAN, Jan. 26...Scored a goal at CGY, Jan. 22...Posted 1-1-2 vs. CGY, Jan. 7...Tallied 1-1-2 at EDM, Dec. 3...Recorded an eight-game point streak (7-4-11) from Oct. 29-Nov. 23...Notched 1-1-2 at CAR, Oct. 10.

## 2012-13 HIGHLIGHTS

Ranked third on the team in scoring with 13-14-27 in 48 games with a plus-6 rating and 37 PIM...Served as team captain for the ninth consecutive season...Tied for first on the team in goals (13), led the team in hits (118), ranked second in shots (129) and fourth in takeaways (23)...Had six multi-point games...Notched two assists vs. SJS, Apr. 24...Posted 1-1-2 vs. COL, Apr. 6...Scored the GWG vs. DET, Apr. 4...Scored two goals at LAK, Mar. 19...Collected 1-1-2 vs. LAK, Mar. 12...Scored a goal in three straight games from Mar. 7-12...Scored a goal and recorded his 800th career NHL point vs. ANA, Mar. 4...Notched a goal Feb. 28 vs. MIN...Registered 2-1-3 with the GWG in OT at COL, Feb. 11...Scored a goal vs. LAK, Jan. 26...Collected 1-1-2 and played in his 1,200th career NHL game vs. CHI, Jan. 20.

## 2011-12 HIGHLIGHTS

In his eighth season as team captain, led PHX to its first Pacific Division title in franchise history and finished third on the team in scoring with 22-28-50 in 79 games...Recorded his ninth-straight 50-point campaign...Won the 2011-12 Mark Messier Leadership Award...Led Coyotes' forwards in TOI/game (19:36) and the team in takeaways (48)...Ranked second on the team in hits (205), shots (226) and GWGs (5)...Finished third on the team in power-play points (14), PPGs (5) and power-play assists (9)...Had 12 multi-point games...Scored 20 or more goals for the 10th time in the past 11 seasons...Scored a goal and had an assist at VAN, Mar. 14...Scored a goal in three straight games Feb. 21-25 (4-0-4)...Recorded the OT GWG vs. CGY, Feb. 9...Posted his 39th career two-goal game and had the GWG vs. COL, Jan. 16...Recorded his first NHL hat trick and had the GWG vs. NYI, Jan. 7...Secured the feat with 0.1 seconds remaining in the game...Scored the GWG vs. EDM, Dec. 15...Scored the GWG and had an assist at CHI, Nov. 29...Began the season with a four-game point streak (3-4-7) that included three multi-point games...**2012 Playoffs:** Finished second on the team in playoff scoring with 5-4-9...Led the team in hits (79), shots (47), takeaways (13) and PIM (41)...Ranked first among Coyotes' forwards in TOI/game (20:47) and tied for first on the team in GWGs (2)...Had two goals and an assist in five games of the WCF against LAK...Scored a pair of goals, including the GWG, at LAK in Game 4 of the WCF, May 20...Registered 2-2-4 in all five games of the WCSF against NSH...Scored the GWG in Game 4 at NSH, May 4...Recorded 1-1-2 in Game 2 vs. NSH, Apr. 29...Recorded 1-1-2 in all six games of the WCQF against CHI...Registered 31 hits during the WCQF and averaged 22:38 in TOI/game.

## 2010-11 HIGHLIGHTS

Led the team in scoring (20-40-60), goals (20), PPGs (11), GWGs (6), and hits (172)...Second on the team in assists (40) and shots (221)...Third on the team in power-play assists (10), power-play points (21) and PIM (67)...Finalist for 2010-11 Mark Messier Leadership Award...Recorded his eighth-straight 50-point campaign...Had 13 multi-point games...Posted 1-1-2 vs. SJS, Apr. 8...Posted 1-1-2 at VAN, Mar. 18...Notched 1-2-3 at ANA, Mar. 13...Recorded a seven-game point streak from Mar. 5-18 (4-6-10)...Played in his 1,100th NHL game Feb. 25 at CBJ...Became the franchise's all-time games played leader (1,099) at TBL, Feb. 23...Scored a goal in three straight games from Feb. 17-22...Had a season-long eight-game point streak (6-7-13) from Dec. 23 to Jan. 6...Named the NHL's Second Star of the Week (Jan. 2)...Collected 0-3-3 vs. ANA, Nov. 27...Recorded season-high eight shots vs. ANA, Nov. 27...Missed seven games with a lower-body

# PACK FACT

**Enters the season as the longest tenured captain in the NHL (12 seasons) and is four goals shy of 400 in his career.**

injury (Nov. 6-21)...Suspended three games (Oct. 21-25)...**2011 Playoffs:** Tied for the team lead in playoff scoring with 3-2-5 in four games vs. DET in WCQF...Led the team in goals and power-play goals (2)...Led Coyotes' forwards in TOI/game (21:42)...Scored a goal in Game 4 of the WCQF vs. DET, Apr. 20...Netted two goals and had an assist in Game 2 of the WCQF at DET, Apr. 16.

## 2009-10 HIGHLIGHTS

In his sixth season as team captain, finished with 18-37-55 in 82 games to rank second on the team in scoring...Played in all 82 games for the second straight season (one of four Coyotes to play all 82 games in 09-10)...Registered his seventh consecutive 50-point campaign...Received the 2009-10 King Clancy Memorial Trophy...Also a finalist for the 2009-10 Mark Messier Leadership Award...Recorded his 400th career NHL assist vs. CHI, Mar. 20...Collected an assist in three straight games (all wins) from Mar. 13-16...Named NHL's First Star for week ending Jan. 31 (3-6-9 in 4 GP)...Compiled a four-game point streak (3-6-9) from Jan. 26-31...Recorded the OT GWG and three assists for a season-high four points at DET, Jan. 26...Collected three assists in 4-2 win vs. NSH, Jan. 21...Scored two goals, including his seventh career OT goal (franchise record), in 5-4 win at EDM, Jan. 5...Collected 1-2-3, including the GWG, in win vs. CBJ, Dec. 21...Played his 1,000th career NHL game on Dec. 17 at CBJ, becoming second player in franchise history (Teppo Numminen) to reach the milestone...Became the 42nd player in NHL history to play 1,000 games with one franchise and the 24th player to do it with the team that drafted him...Scored his 265th career goal, the OT GWG at ANA on Nov. 29, to move into third place on the franchise's all-time goals list...Collected three assists vs. BOS, Oct. 17...**2010 Playoffs:** Recorded 1-1-2 while appearing in three playoff games for the Coyotes...Sustained an injury in Game 3 at DET and missed the remainder of the postseason.

## 2008-09 HIGHLIGHTS

Played in all 82 games for the third time in his career and first time since 2005-06...Recorded 31-42-73 and 72 PIM to lead the team in scoring for the fifth consecutive season while also serving as team captain for fifth straight year...Scored a career high 31 goals...Led the team in goals, assists, PPGs (10), power-play assists (15), power-play points (25), shots (230), hits (188), takeaways (48) and tied for the team lead in GWGs (4)...Selected to his second career NHL All-Star Game...Received the Coyotes team awards for MVP, Leading Scorer, Three-Stars, and the Beth Champie Memorial Award from the Coyotes Booster Club...Registered back-to-back 70-point seasons for the first time in his career...Joined Dale Hawerchuk and Keith Tkachuk as the only players in team history to record nine consecutive 20-goal seasons...Finished with 19 multi-point games and five two-goal games...Scored his 31st goal of the season to establish new career high at LAK, Apr. 4...Had a four-game point streak (3-2-5) from Mar. 30-Apr. 4...Named NHL's Third Star of the Week for week ending Mar. 22 (3-4-7 in 4 GP)...Registered a season-high four points on a goal and three assists – including the GWG at 19:33 of the third period – in a 4-3 win vs. SJS, Mar. 17...Played in his 951st career NHL game to move into second place on franchise's all-time games played list at NJD, Mar. 12...Had a season-high 25:36 TOI vs. EDM, Feb. 16...Collected his 600th career NHL point with a goal vs. CAR, Feb. 7...Recorded a goal and an assist for the Western Conference at the 2009 NHL All-Star Game in Montreal, Jan. 25...Won the Elimination Shoot Out at the 2009 Honda NHL SuperSkills Competition in Montreal, Jan. 24...Collected six assists in a four-game span from Jan. 8-15...Compiled a four-game point streak (2-4-6) from Dec. 20-26...Recorded the GWG and an assist in 2-1 win at LAK, Dec. 26...Played in his 900th career NHL game vs. CHI, Nov. 18...Registered 2-1-3 in win at CBJ, Nov. 12...Had a four-game point streak (3-5-8) from Oct. 25-Nov. 4...Recorded two goals and an assist while becoming the franchise's all-time leader in GWG's in 4-1 win vs. PIT, Oct. 30.

## 2007-08 HIGHLIGHTS

Appeared in 80 games for the Coyotes, recording 28-50-78 and 59 PIM...Led the team in goals (28), assists (50), points (78), PPGs (9) and ranked tied for first on the team in power-play points (27) and GWGs (5)...Established new career highs in points (78) and assists (50)...Led the team in scoring for the fourth consecutive season...Selected as Team MVP, won Leading Scorer Award and chosen by fans as the team's Hardest Working Player...Led Coyotes' forwards in TOI/game (20:45) and hits (158)...Ranked tied for second in the NHL in shorthanded points (9) and 20th in overall points (78)...Finished with 16 multi-point games...Collected a SHG and an assist vs. SJS, Mar. 25...Registered a goal and two assists vs. LAK, Mar. 20...Had a goal and two assists at EDM, Mar. 18...Tallied the GWG at DAL, Mar. 5 to tie Keith Tkachuk's franchise record of 40 career GWGs...Scored his 20th goal of the season vs. CGY, Mar. 1, giving him eight consecutive 20-goal campaigns...Scored a goal and added two assists vs. DAL, Feb. 14...Assisted on OT GWG at COL, Feb. 4...Recorded 7-12-19 in 13 games during January, the third-highest point total in the NHL for the month...Recorded a point in 13 straight games (7-13-20) from Dec. 31 to Jan. 29; officially listed as a career high 11-game point streak (6-9-15) as he missed the team's Jan. 3 game due to injury...Notched the GWG and an assist vs. BUF, Jan. 21...Skated in a season-high 28:47 TOI vs. CBJ, Jan. 17...Tallied two goals and an assist vs. SJS, Jan. 15...Recorded his 300th career assist vs. VAN, Jan. 11...Collected a goal, the game winner and three assists at COL, Jan. 2...Registered his 500th career NHL point with an assist vs. MIN, Dec. 27...Netted the shootout GDG at ANA, Nov. 23...Scored the lone goal in a 1-0 win at LAK, Nov. 17...Scored his fifth career OT goal and had an assist at ANA, Nov. 7...Scored his 200th career NHL goal and added two assists vs. DAL, Oct. 27.

## 2006-07 HIGHLIGHTS

Led the Coyotes in scoring for third consecutive season with 27-28-55...Led the team in goals (27), assists (28), points (55), PPGs (11), power-play assists (12), power-play points (23), GWGs (7), OT goals (1), shots (209), shooting percentage (12.9%), hits (156) and takeaways (44)...Ranked first among Coyotes' forwards in average TOI/game (20:26)...Ranked tied for 13th in NHL in GWGs (7)...Ranked fifth on the team in PIM (73)...Selected by Coyotes traveling media as team MVP...Also won the team's Applebee's 3-Star Award and Coyotes Leading Scorer Award...Recorded 21-22-43 over last 47 games of the season...Reached 20-goal mark for seventh straight season and 50-point mark for sixth time in last seven seasons...Finished with 11 multi-point games, three multi-goal games and four multi-assist games...Tied his career high by scoring his seventh GWG of the season vs. LAK, Apr. 5...Recorded his 26th assist of the season vs. SJS, Mar. 30 to pass Paul MacLean for fifth place on the franchise's all-time assist list...Played in his 800th career NHL game, Apr. 3...Had a four-game point streak (2-2-4) from Mar. 17-22...Recorded a career high seven-game point streak (5-5-10) from Feb. 22 to Mar. 8...Had three multi-point games during that stretch...Also scored goals in a career-best four straight games from Mar. 1-8...Scored his 18th goal of the season to give him 190 goals for his career, passing Doug Smail for fifth place on the franchise's all-time list, at CBJ, Feb. 6...Scored two goals, including the GWG, at DAL, Jan. 9 to give him 33 GWGs for his career, moving him past Jeremy Roenick and into second place on the franchise's all-time list...Notched two goals in a 5-4 OT win at ATL, Jan. 5...Registered eight points (3-5-8) in a three-game span from Dec. 28 to Jan. 1...Had five points (1-4-5) vs. SJS to tie his career high in assists and points in a single game, Dec. 30...Missed six games due to an injury, Nov. 9-19...Missed three games due to injury, Oct. 26-Nov. 3...Recorded his 200th career NHL assist at EDM, Oct. 23...Picked up three points on a goal and two assists vs. NYI on Opening Night, Oct. 5.

## COYOTES/JETS ALL-TIME RANKINGS

### GAMES PLAYED

<b>1. Shane Doan</b>	<b>1,466</b>
2. Teppo Numminen	1,098
3. Thomas Steen	950
4. Dale Hawerchuk	713
5. Doug Smail	691
6. Keith Tkachuk	640

### GOALS

<b>1. Shane Doan</b>	<b>396</b>
2. Dale Hawerchuk	379
3. Keith Tkachuk	323
4. Thomas Steen	264
5. Paul MacLean	248
6. Doug Smail	189

### ASSISTS

1. Thomas Steen	553
2. Dale Hawerchuk	550
<b>3. Shane Doan</b>	<b>549</b>
4. Teppo Numminen	426
5. Keith Tkachuk	300
6. Paul MacLean	270

### POINTS

<b>1. Shane Doan</b>	<b>945</b>
2. Dale Hawerchuk	929
3. Thomas Steen	817
4. Keith Tkachuk	623
5. Teppo Numminen	534
6. Paul MacLean	518

### PIM

1. Keith Tkachuk	1508
2. Laurie Boschman	1338
<b>3. Shane Doan</b>	<b>1305</b>
4. Jim Kyte	772
5. Kris King	762
6. Tim Watters	760

### POWER-PLAY GOALS

<b>1. Shane Doan</b>	<b>125</b>
2. Dale Hawerchuk	122
3. Keith Tkachuk	114
4. Paul MacLean	87
5. Thomas Steen	74

### GWGS

<b>1. Shane Doan</b>	<b>69</b>
2. Keith Tkachuk	40
3. Jeremy Roenick	33
4. Doug Smail	31
5. Dale Hawerchuk	29

# SHANE DOAN

## 2005-06 HIGHLIGHTS

In his 10th NHL season, ranked tied for first on the Coyotes in goals (30), third in assists (36), first in points (66), first in GWGs (7), first in PPGs (17), first in PPAs (24) and PP points (41), first in shots (254), first in PIM (123) and first in hits (164)...Led Coyotes' forwards in TOI/game (19:07)...Established career highs for goals (30), PPGs (17), PPAs (24), PP points (41), GWGs (7) and PIM (123)...Tied career highs for games played (82) and shots (254)...Played in all 82 games for second time in career – one of three Coyotes to play in all 82 games...Finished season with 18 multi-point games, four multi-goal games and six multi-assist games...Recorded 13-12-25 in final 23 games after Olympic Break...Scored 30th goal of season in finale in 3-0 win at STL, Apr. 16...Registered goal and assist in 5-3 win vs. NSH, Mar. 28 (His goal moved him ahead of Morris Lukowich into sixth place on Coyotes' franchise goal-scoring list at 169)...Registered GWGs in back-to-back games at CHI and at CBJ on Mar. 19 and 21...Played in 714th career game with Coyotes/Jets to pass Dale Hawerchuk and move into third place on franchise's games played list and scored goal in 6-2 win at LAK, Mar. 14...Compiled career high six-game point streak (5-6-11), Feb. 12-Mar.11...Posted 2-2-4 in 6-2 win vs. DAL, Mar. 2...Registered Coyotes' season-high and tied career high with 10 shots vs. DAL, Feb. 9...Played in 700th NHL game vs. SJS, Jan. 28...Collected three assists in 6-5 win vs. LAK, Dec. 29...Scored two goals, including 150th NHL goal, at COL, Dec. 26...Scored 147th career goal with Coyotes/Jets to tie Teemu Selanne for eighth on franchise goal scoring list at CHI, Nov. 6...Scored PPG and assisted on GWG in 4-3 OT win at EDM, Oct. 18.

## 2003-04 HIGHLIGHTS

Had a breakout year, setting career highs in goals (27), assists (41), points (68), PPGs (9), SHGs (2), shots (254) and TOI/game (21:45)...Selected to play in his first NHL All-Star Game...Ranked tied for 22nd in NHL in points and tied for 24th in assists...Finished fourth in NHL in TOI/game among forwards; first among right wings...Ranked 14th in NHL in shots...Finished tied for 21st in NHL in power-play assists (18) and power-play points (9-18-27)...Led team in goals, assists, points, power-play points and shots; tied for first in shorthanded points (2-1-3); second in SHGs, PPGs and power-play assists...Led Coyotes forwards in TOI/game; third on team overall...Had 18 multi-point games and five three-point games...Reached 20-goal plateau for fifth straight season...Entered season with two career SHGs, then scored SHGs in back-to-back games (Dec. 18 at LAK, Dec. 20 at STL)...Won three Coyotes' end of season awards: Team MVP, Three-Stars Award and Co-Man of the Year...Won Coyotes Player of the Month four times (Oct., Dec., Feb., Mar.)...One of two Western Conference All-Stars to score a goal in NHL All-Star Game, Feb. 8...Recorded 200th NHL assist (0-3-3) vs. FLA, Feb. 4...Tied career high with three-game goal streak (3-2-5), Dec. 18-22...Played his 600th NHL game at LAK, Dec. 18...Had a five-game point streak (2-6-8) from Nov. 24 to Dec. 4...Collected his 300th NHL point (2-1-3) vs. STL, Nov. 19...Had three four-game point streaks.

## 2002-03 HIGHLIGHTS

Ranked second on Coyotes in assists (37) and points (58); third in goals (21)...Set career high in games (82); one of only three Coyotes to play in every game...Led team in shots...Ranked first on team in power-play points (7-13-20) and second in power-play assists...Scored his 100th NHL goal vs. MIN, Nov. 7...Played in his 500th NHL Game vs. NSH, Nov. 3.

## 2001-02 HIGHLIGHTS

Ranked sixth in NHL in hits (second among forwards)...For third consecutive season, recorded at least 200 hits and 200 shots; only NHL player to achieve feat in '01-02...Led team in shots and hits...Ranked third on team in points...Tied for second on the team in games (81)...Tied franchise single-game high with 10 hits at LAK, Feb. 13...200th NHL point (2-2-4) vs. NYR, Dec. 31...Missed one game due to injury...2002 Playoffs: In five games, led Coyotes in points (2-2-4) and hits (29); tied for first in goals...Had 23 hits in last three games of SJS series.

## 2000-01 HIGHLIGHTS

Ranked second on team in goals (26), assists (37), points (63) and GWGs (6)...Led team in hits (206) and shots (220)...One of only four NHL players with at least 200 hits and 200 shots...Tied for 10th in NHL in hits among forwards...Second on team in PP points (6-17-23) and PP assists...Appeared in 400th NHL game vs. NYI, Mar. 25...Set career highs for assists and points in a game with 1-4-5 (100th NHL assist) vs. EDM, Mar. 24...Had a career-long five-game point streak (2-3-5) from Jan. 12-19...Missed six games with an injury...Won Coyotes hardest shot contest (96.8 mph) at Superskills Challenge, Dec. 7.

## 1999-2000 HIGHLIGHTS

Established new career highs with 26-25-51 in 81 games...Led team in shots (221) and hits (225)...One of only three players in NHL with at least 200 hits and 200 shots...Ranked 15th in NHL in hits (second among forwards)...Ranked second on team in points and goals...Tallied his 100th NHL point (assist) vs. DAL, Mar. 3...Tied single-game franchise record with 10 hits vs. COL, Mar. 23...Played in his 300th NHL game vs. DET, Jan. 31...**2000 Playoffs:** Ranked second on team in points with 1-2-3 in series vs. COL...Led team in playoff hits (20)...Missed Game 5 with an injury...Had team-high 11 hits at COL, Apr. 15...Had two assists and three points at COL, Apr. 13.

## 1998-99 HIGHLIGHTS

Posted 6-16-22 in 79 games...Missed two games due to injury...Played in his 200th NHL game vs. LAK, Dec. 28...**1999 Playoffs:** Tied for second on team in goals (2) and points (4)...Led team in playoff GWGs (2)...Tallied 1-1-2 (GWG) for second straight game vs. STL, Apr. 25...Scored GWG at 8:58 of OT (1-1-2) vs. STL, Apr. 24.

## 1997-98 HIGHLIGHTS

Recorded 5-6-11 in 33 games with the Coyotes...Split season between Phoenix and Springfield (AHL)...Tied for fourth on Coyotes in GWGs...**1998 Playoffs:** Scored first NHL playoff goal in Game 4 vs. DET, Apr. 28.

## 1996-97 HIGHLIGHTS

Recorded 4-8-12 in 63 games with PHX...Missed 12 games with injuries.

## 1995-96 HIGHLIGHTS

Named Jets' Rookie-of-the-Year.

## 1994-95 HIGHLIGHTS

In final season with Kamloops (WHL), had an 18-game point streak (third longest in WHL in '94-95)...Finished third on team in points and 16th in WHL...Helped Kamloops win 1995 Memorial Cup for second consecutive season...Won Stafford Smythe Memorial Trophy as MVP in '94-95 Memorial Cup...Selected to Memorial Cup All-Star Team.

## 1993-94 HIGHLIGHTS

Part of Kamloops' 1994 Memorial Cup winning team, but did not play in any playoff games.

## INTERNATIONAL CAREER

**2009:** For the third straight year, served as team captain for Canada at the IIHF World Championship in Switzerland...Helped lead Canada to the silver medal for second consecutive year...Recorded 1-6-7 and 14 PIM in nine games...**2008:** Served as team captain for Canada at the IIHF World Championship in Halifax and Quebec City for the second consecutive year...Recorded 2-4-6 in nine games to help lead Canada to the silver medal...**2007:** Led Team Canada to a gold medal at the IIHF World Championship in Moscow while serving as team captain and posted 5-5-10 in nine games...Notched a hat trick in 6-3 win over Belarus...Ranked tied for third on Team Canada in points and tied for 11th in tournament scoring...**2006:** Tallied 2-1-3 and was plus-3 in six games for Team Canada at Winter Olympics in Torino, Italy – his first Olympics...**2005:** Won silver medal as alternate captain with Team Canada at IIHF World Championship in Austria, registering 1-3-4 in nine games...**2004:** Scored the GWG in 3-2 victory



# PACK FACT

**Ranks sixth all-time and first among active players in games played for one organization with 1,466 games.**

over Finland at the Final of the World Cup of Hockey in Toronto to capture tournament for Team Canada...Named to Canada's IIHF World Championship team, but did not play due to injury...**2003:** Helped lead Canada to gold medal at IIHF World Championship in Finland, collecting 4-2-6 in nine games...Ranked tied for fifth in team scoring...Ranked tied for 15th in tournament goal scoring and tied for fifth in PPGs (3)...Scored GTG in third period of final game against Sweden to force OT...**1999:** Represented Team Canada at IIHF World Championship in Norway (4 games)...**1995:** Invited to attend Team Canada's evaluation camp for IIHF World Junior Championship.

## PERSONAL

Nicknamed "Doaner"...While growing up, tried to emulate the style of Cam Neely...His favorite hockey players while growing up were Paul Coffey and Wayne Gretzky...Inspired to play hockey by his father Bernie, who was drafted by St. Louis (80th overall) in the 1971 NHL Entry Draft...His sister Leighann played basketball professionally in Europe following her time with the Canadian National Women's Basketball Team...Leighann was named Canada's 2001 Female Athlete of the Year (led nation in scoring and rebounds) and carried the torch for Canada at World University Games in Beijing...His cousin Catriona LeMay Doan won a gold medal in women's speed skating at 2002 Olympics and was inducted into Canada's Sports Hall of Fame in 2005, and was also one of four people to light the torch at the 2010 Winter Olympics in Vancouver...Is a big fan of Need to Breathe, U2, Creed and Garth Brooks...Played junior hockey with Jarome Iginla...Enjoys golf and riding horses...Owns 25 mares and three studs and has close to 100 horses...His first job was working on his family's ranch and taking trail rides...Favorite TV shows are "Leverage" and "Mantracker"...Doan and his brother Brook survived a manhunt on the Reality TV show "Mantracker" in Season 6 on an episode that first aired on April 17, 2011...Is one of most active Coyotes in the community...Works with many organizations including United Blood Services (sponsors "Doaner Night" at Coyotes home games), Phoenix Children's Hospital and Phoenix Rescue Mission...Runner-up for 2004 NHL Foundation Player Award given for outstanding community service (Iginla winner)...Earned the Coyotes Co-Man of the Year Award in 2004...Won the 2010 King Clancy Trophy and was a finalist for the 2010 and 2011 Mark Messier Leadership Award...Won the Mark Messier Leadership Award in 2012...Spends his off-seasons in Kamloops, British Columbia with his wife Andrea, sons Joshua and Carson and daughters Gracie and Karys.

## 2015-16 REAL TIME STATS

**S%: 16.5**

**Hits: 116**

**TOI/G: 17:35**

## CAREER HIGHLIGHTS

### MOST GOALS/GAME:

3 – 2 times (last 12/29/15 vs. CHI)

### MOST SHOTS/GAME:

11 – 3/19/13 at LAK

### CAREER HAT TRICKS:

2 – (last 12/29/15 vs. CHI)

### MOST ASSISTS/GAME:

4 – 2 times (last 12/30/06 vs. SJS)

### LONGEST GOAL STREAK:

4 games – 3/1/07 – 3/8/07

### MULTIPLE POINT GAMES:

207 (last 3/11/16 at CGY)

### MOST POINTS/GAME:

5 – 2 times (last 12/30/06 vs. SJS)

### LONGEST ASSIST STREAK:

5 games – 2/14/08 – 2/22/08

### MOST PIM/GAME

27 – 11/22/05 vs. ANA

### LONGEST POINT STREAK:

11 games – 1/5/08 – 1/29/08

## FIRSTS

### FIRST FRANCHISE GAME:

10/7/95 vs. DAL

### FIRST NHL GAME:

10/7/95 vs. DAL

### FIRST FRANCHISE GOAL:

11/14/95 vs. CHI

### FIRST NHL GOAL:

11/14/95 vs. CHI

### FIRST FRANCHISE ASSIST:

10/7/95 vs. DAL

### FIRST NHL ASSIST:

10/7/95 vs. DAL

## CAREER RECORD

SEASON	TEAM	LEAGUE	GP	REGULAR SEASON							PIM	PLAYOFFS				
				G	A	PTS	PP	SH	GW	+/-		GP	G	A	PTS	PIM
1992-93	Kamloops	WHL	51	7	12	19	-	-	-	-	65	13	0	1	1	8
1993-94	Kamloops	WHL	52	24	24	48	-	-	-	-	88	-	-	-	-	-
1994-95	Kamloops	WHL	71	37	57	94	-	-	-	-	106	21	6	10	16	16
1995-96	Winnipeg	NHL	74	7	10	17	1	0	3	-9	101	6	0	0	0	6
1996-97	Phoenix	NHL	63	4	8	12	0	0	0	-3	49	4	0	0	0	2
1997-98	Phoenix	NHL	33	5	6	11	0	0	3	-3	35	6	1	0	1	6
	Springfield	AHL	39	21	21	42	6	0	6	20	64	-	-	-	-	-
1998-99	Phoenix	NHL	79	6	16	22	0	0	0	-5	54	7	2	2	4	6
1999-00	Phoenix	NHL	81	26	25	51	1	1	4	6	66	4	1	2	3	8
2000-01	Phoenix	NHL	76	26	37	63	6	1	6	0	89	-	-	-	-	-
2001-02	Phoenix	NHL	81	20	29	49	6	0	2	11	61	5	2	2	4	6
2002-03	Phoenix	NHL	82	21	37	58	7	0	2	3	86	-	-	-	-	-
2003-04	Phoenix	NHL	79	27	41	68	9	2	1	-11	47	-	-	-	-	-
2004-05	Did Not Play															
2005-06	Phoenix	NHL	82	30	36	66	17	0	7	-9	123	-	-	-	-	-
2006-07	Phoenix	NHL	73	27	28	55	11	0	7	-14	73	-	-	-	-	-
2007-08	Phoenix	NHL	80	28	50	78	9	2	5	4	59	-	-	-	-	-
2008-09	Phoenix	NHL	82	31	42	73	10	0	4	5	72	-	-	-	-	-
2009-10	Phoenix	NHL	82	18	37	55	5	0	4	3	41	3	1	1	2	4
2010-11	Phoenix	NHL	72	20	40	60	11	0	6	5	67	4	3	2	5	6
2011-12	Phoenix	NHL	79	22	28	50	5	0	5	-8	48	16	5	4	9	4
2012-13	Phoenix	NHL	48	13	14	27	0	0	2	6	37	-	-	-	-	-
2013-14	Phoenix	NHL	69	23	24	47	10	0	4	-7	34	-	-	-	-	-
2014-15	Phoenix	NHL	79	14	22	36	5	0	0	-29	65	-	-	-	-	-
2015-16	Arizona	NHL	72	28	19	47	12	0	4	4	98	-	-	-	-	-
FRANCHISE and NHL TOTALS			1,466	396	549	945	125	6	69	-51	1,305	55	15	13	28	85



# MAX DOMI

Left Wing / 5'11" / 183 / Shoots: Left

Born: March 2, 1995 / Winnipeg, Manitoba / Age: 21

**DRAFTED - Phoenix's 1st choice (1st round, 12th overall) in the 2013 Entry Draft**

# 16

## Career vs. NHL

TEAM	GP	G	A	PTS	PIM
ANA	5	3	4	7	17
ARI	-	-	-	-	-
BOS	2	0	0	0	0
BUF	2	2	0	2	0
CGY	5	0	3	3	4
CAR	2	0	2	2	0
CHI	3	0	2	2	0
COL	3	0	0	0	0
CBJ	2	0	0	0	4
DAL	3	2	3	5	0
DET	2	0	0	0	0
EDM	5	5	2	7	2
FLA	1	0	0	0	0
LAK	5	1	4	5	8
MIN	3	1	1	2	2
MTL	2	0	1	1	6
NSH	3	0	1	1	0
NJD	2	0	1	1	0
NYI	2	0	1	1	0
NYR	2	0	1	1	0
OTT	2	0	2	2	2
PHI	2	0	1	1	0
PIT	2	0	0	0	0
SJS	5	0	1	1	7
STL	3	2	0	2	4
TBL	2	0	0	0	2
TOR	2	1	0	1	5
VAN	4	1	1	2	4
WSH	2	0	2	2	5
WPG	3	0	1	1	0
<b>TOTALS</b>	<b>81</b>	<b>18</b>	<b>34</b>	<b>52</b>	<b>72</b>

## 2015-16 HIGHLIGHTS

Recorded 18-34-52 in 81 games...Finished third among NHL rookies in points, second in assists and tied for sixth in goals...Ranked second on the team in points and tied for first in assists...Totaled a team-high 10-15-25 vs. Pacific opponents...Finished second on ARI and among NHL rookies in home scoring (11-22-33 in 40 games)...Collected five multi-goal games and 12 multi-point games...Surpassed Peter Mueller for the most single season rookie assists in Coyotes history...His 52 points were the second-most in a single season by a Coyotes rookie...Registered 1-1-2 in NHL debut at LAK, Oct. 9 to become the eighth player in franchise history to record a multi-point game in NHL debut with team...Became the ninth rookie to score a goal in his NHL debut with the franchise...Posted 1-1-2 at ANA, Oct. 14...Had 1-1-2 vs. MIN, Oct. 15...Skated in a season-high 20:46 TOI vs. BOS, Oct. 17...Recorded a four-game point streak (1-3-4) Oct. 20-26...Scored first career PPG at TOR, Oct. 26...Scored two goals and was plus-3 at ANA, Nov. 9...Had 1-1-2 vs. EDM, Nov. 12...Posted a four-game point streak (0-5-5) Nov. 25 - Dec. 1...Scored two goals at BUF, Dec. 4...Tallied 0-2-2 vs. CAR, Dec. 12...Registered his first career hat trick (3-0-3) vs. EDM, Jan. 12...Notched 2-1-3 vs. DAL, Feb. 18...Had 2-0-2 vs. STL, Feb. 20...Had a three-game point streak (0-4-4) Mar. 28 - Apr. 2...Registered 5-12-17 in his last 16 home contests.

## 2014-15 HIGHLIGHTS

Finished ninth in the OHL in scoring with 32-70-102 in 57 games...Won the Mickey Renaud Captain's Trophy as the OHL captain that best exemplifies leadership on and off the ice...Had a plus-24 rating and 66 PIM...Scored 12 PPGs...Selected to the OHL First All-Star Team...Had 29 multi-point games...Scored a hat trick (3-0-3) at Plymouth Dec. 6...Notched a hat trick (3-1-4) vs. Windsor Nov. 7...Recorded 5-4-9 in nine playoff games with the Knights.

## 2013-14 HIGHLIGHTS

Led London (OHL) in scoring for the second consecutive season with 34-59-93 in 61 games...Ranked first on the team in assists and second in goals...Added 4-6-10 in nine postseason contests...Selected to the OHL Third All-Star Team...Had 28 multi-point games...Appeared in three Memorial Cup games with the Knights, tallying two assists.

## 2012-13 HIGHLIGHTS

Led London in scoring with 39-48-87 in 64 games with a plus-33 rating and 71 PIM...Ranked ninth in the league in regular season points and goals...Notched 25 multi-point regular season games...Recorded a hat trick (3-0-3) on Jan. 24 at Ottawa...Registered a hat trick (3-1-4) on Feb. 18 vs. Erie...Helped the Knights to the OHL's best record (50-13-0-5) and a first place finish in the Midwest Division while London captured its second consecutive OHL championship...Totaled 11-21-32 and 26 PIM in 21 postseason games...Led the Knights in postseason assists and points...Ranked second in the OHL in postseason points...Had 10 multi-point games in the postseason...Was one of three Knights players drafted in the first round of the 2013 Entry Draft...Signed an entry-level contract with Phoenix in July.

## 2011-12 HIGHLIGHTS

Traded to London from Kingston in August...Appeared in 62 games with London, registering 21-28-49 and 48 PIM...Played in 19 postseason games, totaling 4-5-9 and 10 PIM with a plus-four rating to help the Knights win the OHL Championship...Added 1-2-3 in four games at the Memorial Cup...Named to the OHL Second All-Rookie Team.

## INTERNATIONAL CAREER

**2016:** Won a gold medal with Team Canada at the World Championships in Russia...Scored a goal and skated in all 10 games...**2015:** Won a gold medal with Team Canada at the World Junior Championships in Toronto...Named the tournament's most outstanding forward after recording 5-5-10 and a plus-10 rating in seven games...**2013:** Won a gold medal with Team Canada at the U18 Ivan Hlinka Memorial Tournament in the Czech Republic where he totaled 3-4-7 and two PIM in five games...**2012:** Helped Canada Ontario win a bronze medal at the U17 World Hockey Challenge in Ontario, Canada, collecting 3-4-7 in six contests.

## PERSONAL

Favorite player growing up was Mats Sundin...Other favorites include: Drake (music) and "Shooter" (movie)...Enjoys movies...His father Tie played in 1,020 NHL games with the New York Rangers, Winnipeg and Toronto...Tie ranks third all-time in NHL history with 3,515 PIM.

# PACK FACT

Became the first player in Coyotes history and first in franchise history since 1995 to record a multi-point game in his NHL debut at LAK, Oct. 9, 2015.

## 2015-16 REAL TIME STATS

**Shots: 156**

**TOI/G: 16:22**

**S%: 11.5**

### CAREER HIGHLIGHTS

**MOST GOALS/GAME:**

3 – 1/12/16 vs. EDM

**MOST ASSISTS/GAME:**

2 – 3 times (last 4/2/16 vs. WSH)

**MOST POINTS/GAME:**

3 – 2 times (last 2/18/16 vs. DAL)

**MOST PIM/GAME:**

17 – 3/3/16 vs. ANA

**MOST SHOTS/GAME:**

8 – 3/19/16 vs. TBL

**LONGEST GOAL STREAK:**

2 games - 2 times (last 2/18-16 – 2/20/16)

**LONGEST ASSIST STREAK:**

4 games – 11/25/15 – 12/1/15

**LONGEST POINT STREAK:**

4 games – 2 times (last 11/25/15 – 12/1/15)

**CAREER HAT TRICKS:**

1 – 1/12/16 vs. EDM

**MULTIPLE POINT GAMES:**

12 (last 4/2/16 vs. WSH)

### FIRSTS

**FIRST COYOTES GAME:**

10/9/15 at LAK

**FIRST COYOTES GOAL:**

10/9/15 at LAK

**FIRST COYOTES ASSIST:**

10/9/15 at LAK

**FIRST NHL GAME:**

10/9/15 at LAK

**FIRST NHL GOAL:**

10/9/15 at LAK

**FIRST NHL ASSIST:**

10/9/15 at LAK

## CAREER RECORD

### REGULAR SEASON

### PLAYOFFS

SEASON	TEAM	LEAGUE	GP	G	A	PTS	PP	SH	GW	+/-	PIM	GP	G	A	PTS	PIM
2011-12	London	OHL	62	21	28	49	-	-	-	13	48	19	4	5	9	10
2012-13	London	OHL	64	39	48	87	-	-	-	33	71	21	11	21	32	12
2013-14	London	OHL	61	34	59	93	-	-	-	24	90	9	4	6	10	8
2014-15	London	OHL	57	32	70	102	-	-	-	24	66	9	5	4	9	16
2015-16	Arizona	NHL	81	18	34	52	3	0	0	3	72	-	-	-	-	-
<b>FRANCHISE &amp; NHL TOTALS</b>			<b>81</b>	<b>18</b>	<b>34</b>	<b>52</b>	<b>3</b>	<b>0</b>	<b>0</b>	<b>3</b>	<b>72</b>	<b>-</b>	<b>-</b>	<b>-</b>	<b>-</b>	<b>-</b>





# LOUIS DOMINGUE

Goalie / 6'3" / 212 / Catches: Right

Born: March 6, 1992 / St-Hyacinthe, QC / Age: 24

**DRAFTED - Phoenix's 5th choice (5th round, 138th overall) in the 2010 Entry Draft**

# 35

## Career vs. NHL

TEAM	GP	W-L-T-OT	SO	GA	GAA	SV%
ANA	1	0-0-0-0	0	0	0.00	1.00
ARI	-	-	-	-	-	-
BOS	1	0-0-0-0	0	0	0.00	1.00
BUF	1	0-1-0-0	0	2	2.07	.929
CGY	4	3-1-0-0	0	7	1.76	.929
CAR	0	0-0-0-0	0	0	0.00	.000
CHI	3	0-2-0-1	0	14	5.15	.851
COL	2	0-2-0-0	0	7	3.62	.892
CBJ	1	0-1-0-0	0	2	4.29	.800
DAL	2	2-0-0-0	0	4	2.00	.948
DET	1	0-0-0-1	0	3	2.90	.880
EDM	2	1-0-0-1	0	6	2.77	.913
FLA	2	1-1-0-0	0	4	2.03	.931
LAK	3	1-1-0-1	0	11	4.02	.872
MIN	1	1-0-0-0	0	1	0.92	.971
MTL	2	2-0-0-0	0	4	2.00	.897
NSH	2	1-0-0-1	1	2	0.98	.970
NJD	0	0-0-0-0	0	0	0.00	.000
NYI	1	1-0-0-0	1	0	0.00	1.00
NYR	0	0-0-0-0	0	0	0.00	.000
OTT	1	0-0-0-0	0	2	6.67	.818
PHI	1	0-1-0-0	0	4	4.14	.879
PIT	1	0-1-0-0	0	6	6.10	.818
SJS	3	0-3-0-0	0	8	2.71	.907
STL	1	0-1-0-0	0	5	6.12	.857
TBL	2	0-2-0-0	0	3	1.54	.958
TOR	1	1-0-0-0	0	2	2.00	.949
VAN	4	1-1-0-1	0	8	2.35	.922
WSH	1	0-1-0-0	0	3	3.05	.912
WPG	2	1-1-0-0	0	7	4.20	.887
<b>TOT</b>	<b>46</b>	<b>16-20-0-6</b>	<b>2</b>	<b>115</b>	<b>2.74</b>	<b>.912</b>

## 2015-16 HIGHLIGHTS

Appeared in 39 games with Arizona, registering a 15-18-5 record with a 2.75 GAA and a .912 SV%...Recorded two shutouts... His 15 wins were the most by a rookie goaltender in Coyotes history (since 1996-97)...Became the seventh rookie in franchise history and the first since 2008 (Peter Mueller) to earn NHL Rookie of the Month honors....Posted a 6-3-2 record, .925 SV%, 2.20 GAA and a shutout in January en route to being named the NHL's Rookie of the Month...Recorded 25 saves in shutout vs. NYI, Dec. 19...Made 25 saves in win at CGY, Jan. 7...Stopped all 26 shots faced in shutout vs. NSH, Jan. 9... Won four straight starts from Jan. 4 - 12...Made 34 saves on 35 shots in OT win at MIN, Jan. 25...Collected 32 saves in win vs. FLA, Mar. 5...Recorded 37 saves on 38 shots in win vs. DAL, Mar. 24...Went 6-6-1 and posted a 2.55 GAA and a .919 SV% in 13 games with Springfield (AHL).

## 2014-15 HIGHLIGHTS

Registered a .911 SV%, a 2.73 GAA and a 1-2-1 record in seven games with the Coyotes...Made his NHL debut at OTT, Jan. 31, stopping 9 of 11 shots in relief...Made his first career NHL start at MTL, Feb. 1...Recorded 18 saves on 20 shots faced to earn his first career NHL win against the Canadiens...Collected a 2.68 GAA, a .908 SV% and an 11-6-3 record in 20 appearances with Portland (AHL)...Went 2-2 with a 2.37 GAA and a .925 SV% in five Calder Cup playoff games...Stopped all 28 shots faced in shutout vs. Manchester, Apr. 30...Posted a 1.01 GAA and a .958 SV% in two games with Gwinnett (ECHL).

## 2013-14 HIGHLIGHTS

Spent the majority of the season with Portland...Registered a 9-18-2 record with an .890 SV% and a 3.63 GAA in 36 games...Stopped all 31 shots in a shutout over Bridgeport, Jan. 11...Finished second among Pirates goaltenders in games played, minutes and save percentage...Set AHL career highs in games played...Appeared in seven games with Gwinnett... Posted a 2.01 GAA and a .939 SV% with the Gladiators.

## 2012-13 HIGHLIGHTS

Registered a 23-9-2 record with a 2.69 GAA and .904 SV% in 34 games with Gwinnett...Led Gladiators goaltenders in games played, shutouts, minutes and wins...Ranked tied for fourth in the ECHL in wins...Appeared in 10 postseason games with Gwinnett, recording a 6-3-1 record with a .926 SV% and 2.23 GAA...Finished tied for second in the ECHL with two postseason shutouts and fifth in GAA...Made his AHL debut with Portland...Appeared in two games with the Pirates, registering a .931 SV% in 100 minutes.

## 2011-12 HIGHLIGHTS

Played in 39 games for Quebec (QMJHL), posting a 23-8-4 record... Led the League in SV% (.914)...Recorded career highs in shutouts (4) and GAA (2.61)...Went 7-3-1-0 in 11 postseason games...Posted the third-best GAA (2.65) in the QMJHL postseason.

## 2010-11 HIGHLIGHTS

Signed an entry-level contract with the Coyotes on June 1...Appeared in a career-high 57 games in his third QMJHL season; playing a full-season for the Quebec Remparts...He posted a 2.65 GAA and .898 SV%, leading the Remparts to the third-best record in the League...Registered an 11-5-1-0 record with one shutout...Collected a 2.47 GAA and .913 SV% in the postseason as Quebec reached the league semi-final...Invited to Canada's 2012 World Junior development camp.

## 2009-10 HIGHLIGHTS

Began the season with Moncton (QMJHL), posting a 11-9-0 record in 22 games...Traded to the Quebec Remparts mid-season...Appeared in 19 games for Quebec, posting a 2.54 GAA along with a .910 SV%... Played in nine postseason games for the Remparts, recording a 4.35 GAA and a .863 SV%...Represented Team Orr at the 2010 CHL Top Prospects Game.

## 2008-09 HIGHLIGHTS

Appeared in 12 games for Moncton in his rookie QMJHL season, posting a 5-5-0 record while registering a 2.51 GAA and a .924 SV%.

## PERSONAL

Louis and his fiancée Genevieve have a daughter Mila.... Nickname is "Lou."

# PACK FACT

Became the seventh rookie in franchise history and the first since 2008 to earn the NHL's Rookie of the Month Award (January).

SHOOTOUT CAREER					
Saves: 4		Goals Against: 2		SV%: .667	
CAREER HIGHLIGHTS			FIRSTS		
MOST CONSECUTIVE STARTS: 11 – 2/10/16 – 2/29/16	MOST SAVES IN A SHUTOUT: 26 – 1/9/16 vs. NSH	LONGEST WINNING STREAK: 4 – 1/4/16 – 1/12/16	FIRST COYOTES GAME: 1/31/15 at OTT	FIRST NHL GAME: 1/31/15 at OTT	
MOST SHOTS FACED/GAME: 41 – 1/2/16 at EDM	CAREER SHUTOUTS: 2 – last 1/9/16 vs. NSH	LONGEST SHUTOUT STREAK: 124:21 – 1/7/16 – 1/12/16	FIRST COYOTES WIN: 2/1/15 at MTL	FIRST NHL WIN: 2/1/15 at MTL	
MOST SAVES/GAME: 38 – 2 times (last 1/2/16 at EDM)	PENALTY SHOTS: 3– 2 saves/ 1 goal (last 2/23/16 at TBL)		FIRST COYOTES SHUTOUT: 12/19/15 vs. NYI	FIRST NHL SHUTOUT: 12/19/15 vs. NYI	

## CAREER RECORD

SEASON	TEAM	LEAGUE	GP	REGULAR SEASON						GP	MIN	GA	SO	PLAYOFFS		
				MIN	GA	SO	GAA	SV%	W-L-T-OT					GAA	SV%	W-L
2008-09	Moncton	QMJHL	12	621	24	0	.924	2.51	5-5-0	-	-	-	-	-	-	-
2009-10	Moncton	QMJHL	22	1195	56	1	.902	2.81	11-9-0	-	-	-	-	-	-	-
	Quebec	QMJHL	19	1017	43	2	.910	2.54	9-8-0	9	454	33	0	.863	4.35	3-5-0
2010-11	Quebec	QMJHL	57	3031	134	2	.898	2.65	37-12-3	18	995	41	1	.913	2.47	11-6-0
2011-12	Quebec	QMJHL	39	2162	94	4	.914	2.61	23-8-4	11	679	30	0	.897	2.65	7-4-0
2012-13	Gwinnett	ECHL	34	2051	92	3	.904	2.69	23-9-1	10	619	23	0	.926	2.23	6-3-1
	Portland	AHL	2	100	4	0	.931	2.40	1-0-0	-	-	-	-	-	-	-
2013-14	Portland	AHL	36	1783	108	1	.890	3.63	9-18-2	-	-	-	-	-	-	-
	Gwinnett	ECHL	7	389	13	1	.939	2.01	1-3-0	-	-	-	-	-	-	-
2014-15	Portland	AHL	20	1121	50	0	.908	2.68	11-6-3	5	253	10	1	.925	2.37	2-2-0
	Arizona	NHL	7	308	14	0	.911	2.73	1-2-1	-	-	-	-	-	-	-
	Gwinnett	ECHL	2	119	2	1	.958	1.01	1-1-0	-	-	-	-	-	-	-
2015-16	Arizona	NHL	39	2207	101	2	.912	2.75	15-18-5	-	-	-	-	-	-	-
	Springfield	AHL	13	778	33	1	.919	2.55	6-6-1	-	-	-	-	-	-	-
FRANCHISE AND NHL TOTALS			46	2514	115	2	.912	2.74	16-20-6	-	-	-	-	-	-	-



# ANTHONY DUCLAIR

Right Wing / 5'11" / 193 / Shoots: Left

Born: August 26, 1995 / Pointe-Claire, QC / Age: 21

**DRAFTED** - N.Y. Rangers' 3rd choice (3rd round, 80th overall) in the 2013 Entry Draft

**ACQUIRED** - From N.Y. Rangers with John Moore, 2nd round draft choice in 2015 and 1st round draft choice in 2016 in exchange for Keith Yandle, Chris Summers and 4th round draft choice in 2016 on March 1, 2015

# 10

## Career vs. NHL

TEAM	GP	G	A	PTS	PIM
ANA	5	6	0	6	4
ARI	0	0	0	0	0
BOS	2	0	0	0	0
BUF	2	0	0	0	4
CGY	5	3	2	5	4
CAR	3	2	2	4	0
CHI	3	0	0	0	2
COL	3	0	0	0	2
CBJ	2	1	3	4	0
DAL	3	0	5	5	2
DET	3	0	0	0	2
EDM	6	1	2	3	4
FLA	2	0	2	2	2
LAK	5	1	1	2	8
MIN	4	2	0	2	2
MTL	4	1	4	5	2
NSH	3	1	0	1	0
NJD	2	1	0	1	0
NYI	3	0	3	3	0
NYR	2	0	0	0	0
OTT	2	0	0	0	0
PHI	5	0	1	1	0
PIT	2	0	1	1	2
SJS	5	0	0	0	0
STL	5	1	1	2	0
TBL	4	0	0	0	9
TOR	4	0	0	0	0
VAN	4	0	2	2	0
WSH	2	0	0	0	0
WPG	4	1	1	2	4
<b>TOTALS</b>	<b>99</b>	<b>21</b>	<b>30</b>	<b>51</b>	<b>53</b>

## 2015-16 HIGHLIGHTS

Finished third on the team and fifth among NHL rookies with 20 goals...Registered 20-24-44 in 81 games...Ranked fourth on the team in points...Led ARI with a plus-12 rating...Scored eight PPGs, which were second-most on the team and tied for first among NHL rookies...Led ARI and finished tied for third in the League with a 19.0 shooting%...His 20 goals were the second-most in a season by a rookie in ARI history...His 44 points were the third-most by a Coyotes rookie in team history...Led team with nine road goals...Collected eight multi-point games...Had an assist in Coyotes debut at LAK, Oct. 9...Recorded first career hat trick (3-0-3) at ANA, Oct. 14...Scored a goal vs. MIN, Oct. 15...Started the season with a four-game point streak (4-2-6)...Scored a goal at NJD, Oct. 20...Had 1-1-2 at CBJ, Nov. 14...Registered a five-game point streak (2-4-6) Nov. 14-25...Posted 2-1-3 vs. CAR, Dec. 12...Tallied three assists vs. DAL, Feb. 18...Recorded a five-game point streak (2-4-6) Mar. 22-31.

## 2014-15 HIGHLIGHTS

Played in 18 games with NYR in his first NHL season...Recorded 1-6-7 and a plus-4 rating...Acquired by the Coyotes with John Moore, a 2nd round draft choice in 2015 and a 1st round draft choice in 2016 in exchange for Keith Yandle, Chris Summers and a 4th round draft choice in 2016 on March 1, 2015...Scored his first NHL goal vs. MIN, Oct. 27...Recorded his first NHL assist and had 0-2-2 at CBJ, Oct. 11...Made the Rangers out of training camp and had 11:12 TOI in his NHL debut at STL, Oct. 9...Played in 26 games with Quebec (QMJHL) and posted 15-19-34...Recorded 8-18-26 in 22 postseason games with the Remparts.

## 2013-14 HIGHLIGHTS

Recorded 50-49-99 for Quebec (QMJHL) to rank sixth in the league in scoring...Ranked third in the league in goals, seventh in PPGs (15) and seventh in GWGs (7)...Registered at least one point in 45 of 59 regular season games and had 30 multi-point games...Named a QMJHL First Team All-Star...Recorded seven points (2-5-7) vs. Halifax, Jan. 30...Scored a hat trick at Gatineau, Jan. 23...Had a hat trick vs. Gatineau, Dec. 13...Scored four goals vs. Charlottetown, Oct. 26.

## 2012-13 HIGHLIGHTS

Recorded 20-30-50 in 55 games with Quebec (QMJHL)...Ranked fourth on the team in scoring and tied for fourth in goals...Played in 11 postseason games with the Remparts and recorded 3-5-8 and a plus-12 rating.

## 2011-12 HIGHLIGHTS

Posted 31-35-66 and a plus-38 rating in 63 games with Quebec (QMJHL)...Ranked second on the team in goals and third in scoring...Posted 3-5-8 in 11 postseason games.

## INTERNATIONAL CAREER

**2015:** Won a gold medal with Team Canada at the World Junior Championships in Toronto...Posted 4-4-8 and a plus-11 in seven games...**2013:** Won a gold medal with Team Canada at the U18 Ivan Hlinka Memorial Tournament in the Czech Republic where he totaled 1-1-2 in five games.

## PERSONAL

Nickname is "Duke"...Favorite player growing up was Saku Koivu...Other favorites include: Drake (band) and "Straight Outta Compton" (movie)...Enjoys watching movies and shopping.



# PACK FACT

Scored eight power play goals in 2015-16, which were the most single-season power play goals scored by a rookie in Arizona history.

## 2015-16 REAL TIME STATS

**Shots: 105**

**TOI/G: 14:22**

**S%: 19.0**

### CAREER HIGHLIGHTS

### FIRSTS

**MOST GOALS/GAME:**  
3 – 10/14/15 at ANA#

**MOST SHOTS/GAME:**  
6 – 1/25/16 at MIN#

**LONGEST POINT STREAK:**  
5 games – 2 times (last 3/22/16 – 3/31/16)#

**FIRST COYOTES GAME:**  
10/9/15 at LAK

**FIRST NHL GAME:**  
10/9/14 at STL\*

**MOST ASSISTS/GAME:**  
3 – 2/18/16 vs. DAL#

**LONGEST GOAL STREAK:**  
2 games – 2 times (last 1/26/16 – 2/2/16)#

**CAREER HAT TRICKS:**  
1 – 10/14/15 at ANA#

**FIRST COYOTES GOAL:**  
10/14/15 at ANA

**FIRST NHL GOAL:**  
10/27/14 vs. MIN\*

**MOST POINTS/GAME:**  
3 – 3 times (last 2/18/16 vs. DAL)#

**LONGEST ASSIST STREAK:**  
4 games – 11/14/15 – 11/21/15#

**MULTIPLE POINT GAMES:**  
9 (last 3/28/16 vs. CGY)#

**FIRST COYOTES ASSIST:**  
10/9/15 at LAK

**FIRST NHL ASSIST:**  
10/11/14 at CBJ\*

**MOST PIM/GAME:**  
9 – 3/19/16 vs. TBL#

\*w/NYR  
#w/ARI

## CAREER RECORD

### REGULAR SEASON

### PLAYOFFS

SEASON	TEAM	LEAGUE	GP	G	A	PTS	PP	SH	GW	+/-	PIM	GP	G	A	PTS	PIM
2011-12	Quebec	QMJHL	63	31	35	66	4	-	4	38	50	11	3	5	8	8
2012-13	Quebec	QMJHL	55	20	30	50	3	-	3	23	22	11	3	5	8	12
2013-14	Quebec	QMJHL	59	50	49	99	15	3	7	19	56	-	-	-	-	-
2014-15	NY Rangers	NHL	18	1	6	7	0	0	0	4	4	-	-	-	-	-
	Quebec	QMJHL	26	15	19	34	3	3	1	3	24	22	8	18	26	18
2015-16	Arizona	NHL	81	20	24	44	8	0	2	12	49	-	-	-	-	-
<b>FRANCHISE TOTALS</b>			<b>81</b>	<b>20</b>	<b>24</b>	<b>44</b>	<b>8</b>	<b>0</b>	<b>2</b>	<b>12</b>	<b>49</b>	-	-	-	-	-
<b>NHL TOTALS</b>			<b>99</b>	<b>21</b>	<b>30</b>	<b>51</b>	<b>8</b>	<b>0</b>	<b>2</b>	<b>16</b>	<b>53</b>	-	-	-	-	-



# CHRISTIAN DVORAK

Center / 6'1" / 198 / Shoots: Left

Born: February 2, 1996 / Frankfort, Illinois / Age: 20

**DRAFTED - Arizona's 3rd choice (2nd round, 58th overall) in the 2014 Entry Draft**

# 18

## Career vs. NHL

TEAM	GP	G	A	PTS	PIM
ANA	0	0	0	0	0
ARI	-	-	-	-	-
BOS	0	0	0	0	0
BUF	0	0	0	0	0
CGY	0	0	0	0	0
CAR	0	0	0	0	0
CHI	0	0	0	0	0
COL	0	0	0	0	0
CBJ	0	0	0	0	0
DAL	0	0	0	0	0
DET	0	0	0	0	0
EDM	0	0	0	0	0
FLA	0	0	0	0	0
LAK	0	0	0	0	0
MIN	0	0	0	0	0
MTL	0	0	0	0	0
NSH	0	0	0	0	0
NJD	0	0	0	0	0
NYI	0	0	0	0	0
NYR	0	0	0	0	0
OTT	0	0	0	0	0
PHI	0	0	0	0	0
PIT	0	0	0	0	0
SJS	0	0	0	0	0
STL	0	0	0	0	0
TBL	0	0	0	0	0
TOR	0	0	0	0	0
VAN	0	0	0	0	0
WSH	0	0	0	0	0
WPG	0	0	0	0	0
<b>TOTALS</b>	<b>0</b>	<b>0</b>	<b>0</b>	<b>0</b>	<b>0</b>

## 2015-16 HIGHLIGHTS

Recorded 52-69-121 and 27 PIM in 59 games as co-captain of London (OHL)...Led the Knights in goals, points, plus-minus (+56), PPGs (22), GWGs (11) and finished tied for the team lead in power-play assists (33)... Became the first Knight since John Tavares (2008-09) to score 50 goals in a season...Ranked first in the OHL in goals, PPGs and GWGs, tied for first in power-play assists, second in points and plus-minus and sixth in assists...Collected 36 multi-point games including 10 games with four or more points...Scored three SHGs...Completed his junior career with 99-145-244, a plus-97 rating and 51 PIM in 158 games with the Knights...Recorded 1-3-4 in first game of the season vs. Windsor, Oct. 2...Had a three-game point streak (3-3-6) to start the season from Oct. 2-9...Collected 1-2-3 at Hamilton, Oct. 12...Registered a five-game point streak (2-7-9) from Oct. 12-24...Totaled a season-high four assists vs. Windsor, Oct. 30...Recorded a 19-game point streak (24-30-54) from Oct. 30-Jan. 9...Scored a career-best five goals and tied his OHL career high for points in a game with 5-1-6 at Guelph, Nov. 6...Was the third six-point game of his OHL career...Tallied 1-3-4 vs. Guelph, Nov. 13...Had 1-2-3 vs. Oshawa, Nov. 19...Posted 1-2-3 at Mississauga, Nov. 22...Recorded 3-1-4 vs. Owen Sound, Nov. 27...Collected 2-2-4 at Windsor, Nov. 29... Named Pioneer Energy OHL Player of the Week for the week ending Nov. 29 after totaling 6-3-9 in three games with a plus-minus rating of plus-3...Notched 2-1-3 at Guelph, Dec. 6...Posted 2-2-4 at Sudbury, Dec. 11...Named Pioneer Energy OHL Player of the Week for the week ending Dec. 13 after leading the league with seven points in two games (3-4-7)...Also selected as CHL Player of the Week for the week ending Dec. 13...Registered 2-1-3 in back-to-back games vs. Saginaw, Jan. 15 and vs. Mississauga, Jan. 16...Had 3-1-4 at Sarnia, Jan. 21...Tallied 2-2-4 vs. Owen Sound, Feb. 5...Recorded a 10-game point streak (9-14-23) from Feb. 12-Mar. 4...Added 14-21-35 in 18 playoff games...Finished third on London and in the OHL in postseason points...Ranked second on the team with a plus-29 postseason rating...Scored five PPGs in the playoffs...Had three assists at Owen Sound, Mar. 30...Posted 3-1-4 vs. Kitchener, Apr. 8...Collected 2-3-5 at Erie, Apr. 20...Notched 1-4-5 vs. Niagara, May 7...Scored a first period goal in London's 1-0 Game 4 victory over Niagara to claim the 2016 OHL Championship, May 11...Helped the Knights win the 2016 Memorial Cup Championship in Red Deer, Alberta...Scored a tournament-leading seven goals...Totaled 7-5-12 in four Memorial Cup games...Named to 2016 MasterCard Memorial Cup All-Star Team...Selected as an OHL First Team All-Star...Was a finalist for the William Hanley Trophy for the league's most sportsmanlike player.

## 2014-15 HIGHLIGHTS

Registered 41-68-109, a plus-33 rating and 24 PIM in 66 games with London...Ranked 12th in the OHL in goals, sixth in assists and fifth in points...Scored 14 PPGs...Finished second on the Knights in points, goals and plus-minus...Notched 32 multi-point games including seven games with four or more points...Posted a 14-game point streak (11-19-30) from Oct. 24 - Nov. 30...Totaled 6-18-24 in 10 November games...Had a seven-game point streak (7-12-19) from Dec. 6-19...Recorded back-to-back six-point games (3-3-6 at Sarnia, Dec. 31 and 1-5-6 vs. Sarnia, Jan. 2)... Named Pioneer Energy OHL Player of the Week for the week ending Dec. 14 after posting 6-6-12 in three games...Also selected as the CHL's Player of the Week that week...Had a nine-game point streak (9-13-22) from Jan. 11-30...Collected 10-18-28 in 12 January contests...Named OHL Player of the Month for December after totaling 10-16-26 and a plus-12 rating in 10 games...Selected as the OHL Player of the Month for January after recording 10-18-28 in 12 contests...Totaled 5-8-13 in 10 postseason games with the Knights...Led the team in playoff assists and was second in points...Registered an eight-game playoff point streak (5-6-11) from Mar. 27 - Apr. 10...Scored two goals at Kitchener on Mar. 31... Signed a three-year entry-level contract with Arizona on Apr. 17...Skated in two regular season games with Portland (AHL), totaling 1-1-2 and four PIM...Made his AHL debut vs. Providence, Apr. 18...Scored his first professional goal, assist and multi-point game (1-1-2) at Worcester, Apr. 19...Skated in his Calder Cup playoff debut at Manchester, Apr. 23...Tallied an assist at Manchester, Apr. 25.

## 2013-14 HIGHLIGHTS

Collected 6-8-14 and a plus-eight rating in 33 games with London...Made his OHL debut vs. Plymouth, Sept. 20...Recorded his first career OHL point (assist) vs. Saginaw, Sept. 27...Scored his first OHL goal vs. Windsor, Oct. 4...Had a four-game point streak (3-3-6) from Oct. 4-11.

## 2012-13 HIGHLIGHTS

Skated in nine games with Chicago (USHL)...Registered 2-3-5 and two PIM with the Steel...Totaled 19-33-52 and four PIM in 31 games with Chicago Mission U18.

## INTERNATIONAL CAREER

**2016:** Won a bronze medal with the U.S. National Junior team in the IIHF World Junior Championship in Helsinki, Finland... Totaled 3-5-8 in seven games...Named the U.S. Player of the Game in the semifinal game vs. Russia.

## PERSONAL

Nickname is "Devo"...Favorite player growing up was Jonathan Toews...Other favorites include: The Chainsmokers (Band) and "Step Brothers" (movie)...Most memorable hockey moment was winning the Memorial Cup with the London Knights in 2016...Enjoys golf.

# PACK FACT

Won the CHL Memorial Cup and finished second in the OHL in scoring with 52-69-121 in 59 games with London in 2015-16.

CAREER HIGHLIGHTS			FIRSTS	
<b>MOST GOALS/GAME:</b> None	<b>MOST SHOTS/GAME:</b> None		<b>FIRST COYOTES GAME:</b> None	
<b>MOST ASSISTS/GAME:</b> None	<b>LONGEST GOAL STREAK:</b> None	<b>CAREER HAT TRICKS:</b> None	<b>FIRST COYOTES GOAL:</b> None	<b>FIRST NHL GOAL:</b> None
<b>MOST POINTS/GAME:</b> None	<b>LONGEST ASSIST STREAK:</b> None	<b>MULTIPLE POINT GAMES:</b> None	<b>FIRST COYOTES ASSIST:</b> None	<b>FIRST NHL ASSIST:</b> None
<b>MOST PIM/GAME:</b> None	<b>LONGEST POINT STREAK:</b> None		<b>FIRST NHL GAME:</b> None	

## CAREER RECORD

SEASON	TEAM	LEAGUE	GP	REGULAR SEASON								PIM	PLAYOFFS				
				G	A	PTS	PP	SH	GW	+/-			GP	G	A	PTS	PIM
2012-13	Chicago	USHL	9	2	3	5	-	-	-	-		2	-	-	-	-	-
2013-14	London	OHL	33	6	8	14	1	1	2	8		0	-	-	-	-	-
2014-15	London	OHL	66	41	68	109	14	2	5	33		24	10	5	8	13	0
	Portland	AHL	2	1	1	2	0	0	0	2		4	5	0	1	1	0
2015-16	London	OHL	59	52	69	121	22	3	11	56		27	18	14	21	35	4
FRANCHISE & NHL TOTALS			0	0	0	0	0	0	0	0		0	-	-	-	-	-



# OLIVER EKMAN-LARSSON

Defense / 6'2" / 190 / Shoots: Left

Born: July 17, 1991 / Karlskrona, Sweden / Age: 25

DRAFTED - Phoenix's 1st choice (1st round, 6th overall) in the 2009 Entry Draft

23

## Career vs. NHL

TEAM	GP	G	A	PTS	PIM
ANA	29	2	12	14	18
ARI	-	-	-	-	-
BOS	9	1	2	3	4
BUF	8	1	2	3	10
CGY	21	5	10	15	16
CAR	8	0	3	3	4
CHI	17	1	9	10	24
COL	18	4	6	10	12
CBJ	15	6	4	10	12
DAL	20	2	5	7	6
DET	16	2	5	7	8
EDM	23	8	10	18	0
FLA	7	3	4	7	4
LAK	29	7	5	12	12
MIN	18	1	4	5	6
MTL	8	4	4	8	8
NSH	19	2	9	11	16
NJD	8	0	1	1	4
NYI	8	2	4	6	8
NYR	8	1	4	5	2
OTT	8	0	3	3	10
PHI	8	3	1	4	20
PIT	9	0	2	2	6
SJS	26	5	5	10	16
STL	18	2	5	7	8
TBL	8	0	2	2	8
TOR	8	2	3	5	6
VAN	22	3	5	8	10
WSH	7	2	3	5	0
WPG	12	7	1	8	10
TOTALS	415	76	133	209	268

## 2015-16 HIGHLIGHTS

Led the team in scoring for the second consecutive season with 21-34-55 in 75 games...Named team MVP...Established career highs in assists (34), points (55), PPGs (12) and GWGs (8)...Set an NHL record for GWGs in a season by a defenseman when he scored his eighth GWG vs. DAL, Mar. 24...Became the second defenseman in franchise history to score 20+ goals in consecutive seasons (P. Housley in 1990-91/1991-92)...Ranked seventh among NHL defensemen in points and tied for second in goals and PPGs...His 12 PPGs were tied for the team lead and tied as the second-highest single-season PPG total by a defenseman in franchise history...Ranked second among League blueliners with 27 power-play points...Led the Coyotes in TOI/G (24:46)...Was first in the NHL in PP TOI/G (5:10)...Skated in a League-high 388:12 of PP TOI...His 55 points were tied as the second-most in season by a defenseman in Coyotes history (since 1996-97)...Tallied eight multi-point games...Scored a goal in the season opener at LAK, Oct. 9...Recorded 100th career assist vs. BOS, Oct. 17...Collected two assists at TOR, Oct. 26...Registered a seven-game point streak (3-4-7) from Nov. 7-19...Skated in a season-high 33:46 vs. NYR, Nov. 7...Scored a goal vs. CGY, Nov. 27...Notched a goal at NSH, Dec. 1...Scored two goals vs. LAK, Dec. 26...Tallied a career-high three assists vs. CHI, Dec. 29...Scored a goal vs. WPG, Dec. 31...Recorded a four-game point streak (3-4-7) from Jan. 7-14...Registered a career-high four points (1-3-4) vs. EDM, Jan. 12...Tied his career-high with nine shots vs. VAN, Feb. 10...Collected 1-2-3 vs. CHI, Feb. 4...Posted 1-2-3 vs. CGY, Feb. 12...Tallied 1-2-3 vs. MTL, Feb. 15...Tallied 200th career point at WSH, Feb. 22...Played in 400th career game at TBL, Feb. 23...Scored a goal in consecutive games at FLA, Feb. 25 and at PHI, Feb. 27...Recorded two assists at NSH, Apr. 7.

## 2014-15 HIGHLIGHTS

Led the team in scoring with 23-20-43 in 82 games on his way to being named team MVP...Only Coyote to play in all 82 games...Tied Phil Housley's franchise record for goals by a defenseman in a season...Led ARI and all NHL defensemen in goals, GWGs (7) and power-play goals (10)...Matched the NHL record for GWGs in a season by a defenseman...Ranked tied for second in the NHL in OT goals (3)...Established a NHL record for most goals in a season by a Swedish-born defenseman...Led the team and ranked second among NHL defensemen in shots (264)...Led the team and ranked 10th among NHL defensemen in TOI/G (25:12)...Led the team in SH TOI (210:30), PP TOI (318:35) and Sft/G (29.6)...Had six multi-point games...Collected 2-1-3 vs. SJS, Apr. 4...Posted 1-1-2 at BUF, Mar. 26...Collected two assists at DET, Mar. 24...Scored his 20th goal of the season vs. VAN, Mar. 22...Scored twice vs. COL, Mar. 19...Scored a goal at COL, Feb. 16...Collected two assists at CHI, Feb. 9...Scored a goal vs. DET, Feb. 7...Scored the GWG on the PP at CBJ, Feb. 3...Had a goal at MTL, Feb. 1...Scored a SHG at TOR, Jan. 29...Notched a goal at WPG, Jan. 18...Recorded the GWG on the PP vs. WPG, Jan. 8...Had a PPG vs. CBJ, Jan. 3...Scored the GWG on the PP vs. PHI, Dec. 29...Recorded a PPG at VAN, Dec. 22...Notched the GWG vs. EDM, Dec. 16...Collected 1-1-2 vs. MIN, Dec. 13...Scored a goal in back-to-back games at EDM, Dec. 1 and at CGY, Dec. 2...Had a goal vs. WSH, Nov. 18...Recorded the GWG on the PP vs. FLA, Oct. 25...Had the GWG on the PP vs. LAK, Oct. 11.

## 2013-14 HIGHLIGHTS

Established career highs in goals (15), assists (29), points (44), power-play goals (8), GWGs (6) and PIM (50) in 80 games...Ranked fifth among NHL defensemen in goals and 14th in points...Ranked tied for first among NHL defensemen in GWGs and tied for third in PPGs...Led the team in TOI/game (25:53) and ranked sixth among all NHL defensemen...Led the team in shifts/game (29.4), ranked first in SH/TOI and was second in PP/TOI...Ranked third on the team in shots (199) and had six multi-point games...Scored a goal at CBJ, Apr. 8...Posted 1-1-2 vs. EDM, Apr. 4...Scored a PPG at NYR, Mar. 24...Scored a PPG vs. BOS, Mar. 22...Scored a goal at FLA, Mar. 11...Recorded 1-1-2 and his 100th career point vs. MTL, Mar. 6...Had 2 assists at COL, Feb. 28...Scored a goal at WPG, Feb. 27...Scored two goals, including the game winner, vs. LAK, Jan. 28...Skated in a career-high 34:57 of ice time at VAN, Jan. 26...Scored a goal at WPG, Jan. 13 and at STL, Jan. 14...Recorded a point in four straight games (1-4-5) from Nov. 6-14...Recorded 1-2-3 vs. EDM, Oct. 26...Scored the GWG at PHI, Oct. 11...Notched a goal at SJS, Oct. 5.

## 2012-13 HIGHLIGHTS

Recorded 3-21-24 in 48 games to rank fifth on the team and second among defensemen in scoring...Had a plus-5 rating and 26 PIM...Led the team in assists (21), TOI/game (25:05) and shifts/game (28.7)...Ranked fourth on the team in shots (101), fifth in takeaways (21) and sixth in hits (73)...Led the team in SH TOI/G (3:00) and PP TOI/G (3:40)...Had six multi-point games...Tallied two assists vs. COL, Apr. 6...Recorded two assists vs. ANA, Mar. 4...Skated in a season-high 30:16 at VAN, Feb. 26...Registered two assists and was a plus-3 vs. CGY, Feb. 18...Scored a goal at COL, Feb. 11...Collected two assists at DAL, Feb. 1...Posted two goals 2-1-3 with a plus-3 rating and matched a season-high with six shots vs. CBJ, Jan. 23.

## 2011-12 HIGHLIGHTS

Posted career highs in goals (13), assists (19), points (32) and games (82)...One of six Coyotes to play in all 82 games...First on the team in shifts/game (26.2) and second in TOI/G (22:06)...Ranked second on the team in blocked shots (92) and third in hits (140)...Scored his 13th goal (GWG) vs. ANA, Mar. 31...Skated in a career-high 31:01 of ice time at DAL, Mar. 20...Posted a three-game goal streak (3-2-5) from Mar. 12-15...Scored a PPG and had an assist in a 5-4 win at VAN, Mar. 14...Posted 1-1-2 and a plus-3 rating at NSH, Mar. 12...Scored a goal at EDM, Feb. 25...Blocked a career-high six shots vs. SJS, Feb. 4...Recorded 0-2-2 at CBJ, Jan. 13...Recorded 1-1-2 vs. NYI, Jan. 7...Recorded 1-1-2 vs. EDM, Dec. 15...Scored the GDG at CHI, Dec. 5...Notched 1-1-2 vs. ANA, Nov. 23...Scored a goal at TOR, Nov. 15...Recorded the first two-goal game of his career vs. WPG, Oct. 15...Scored his second career NHL goal at SJS, Oct. 8...**2012 Playoffs:** Recorded 1-3-4 in 16 postseason games...Led the team in TOI/G (25:46) and was second in shifts/game (32.2)...Played in all five games of the WCF against LAK...Appeared in all five games of the WCSF against NSH...Had an assist in Game 1 vs. NSH, Apr. 27...Recorded 1-2-3 in all six games of the WCQF against CHI...Scored his first career postseason goal (GWG), while collecting his first multi-point game (1-1-2) in Game 6 at CHI, Apr. 23...Made his Stanley Cup Playoff debut in Game 1 of the WCQF vs. CHI, Apr. 12; skating in a postseason career high 31:14 of ice time.



# PACK FACT

Set an NHL single-season record for GWGs by a defenseman with eight in 2015-16 and leads league defenseman with 21 GWGs over the past three seasons.

## 2010-11 HIGHLIGHTS

In his first professional season, appeared in 48 games with Phoenix, recording 1-10-11...Also played in 15 games with San Antonio (AHL), collecting 3-7-10...Collected an assist at SJS, Feb. 1...Recorded career-high five hits vs. LAK, Jan. 22...Netted first career NHL goal vs. SJS, Jan. 17...Posted a three-game point streak (1-2-3) from Jan. 13-17...Collected an assist vs. BUF, Jan. 8...Recorded an assist vs. MIN, Dec. 9; after being recalled from San Antonio (AHL) earlier in the day...Recorded his first NHL point (assist) against CAR on Oct. 23...Skated in 23:47 in season-opening win against the Bruins...Made his NHL debut vs. BOS, Oct. 9.

## 2009-10 HIGHLIGHTS

Played in 42 games for Leksand in Sweden's second-highest professional league, recording 9-18-27 and 98 PIM...Ranked second on the team and tied for seventh in the league in points by a defenseman...Led all players under the age of 19 in league scoring...Collected 2-4-6 in 10 playoff games.

## 2008-09 HIGHLIGHTS

Played in 39 games for Leksand (Sweden-2), collecting 3-14-17 and 32 PIM...Led the league in plus/minus with a plus-44 rating...Led all players under the age of 18 in scoring for the season (no other 17-year-old scored more than six points on the season)...Tallied 2-2-4 in eight playoff games.

## 2007-08 HIGHLIGHTS

Played in 27 games for Tingsryd of the Swedish junior league (Sweden-3), recording 3-5-8 and 10 PIM...Helped Smaland win Sweden's national tournament, TV-Pucken...Recorded 4-3-7 in eight games and was named the tournament's best defenseman.

## INTERNATIONAL CAREER

**2015:** Recorded 2-10-12 in eight games and was a plus-4 with Sweden at the IIHF World Championship in the Czech Republic...**2014:** Won a silver medal with Sweden at the Olympics in Sochi, Russia...Collected 0-3-3 in six games...**2011:** Won a silver medal at the IIHF World Championship in Slovakia...Recorded 1-3-4 and a plus-5 rating in seven games...Averaged 17:19 of ice time per game and took 24 shots...**2010:** Won a bronze medal at both the IIHF World Junior Championship in Saskatoon and Saskatchewan and IIHF World Championship in Germany...Registered 2-3-5 with 12 PIM and a plus-5 rating in six games at the WJC...Tied for the team lead in points by defensemen...Ranked tied for sixth in scoring among all defensemen in the tournament...Selected as one of Sweden's top three players for the tournament by opposing coaches...Collected 1-2-3 and a plus-3 rating in nine games in the IIHF World Championship...Recorded 20:02 TOI in the bronze medal game vs. Germany...**2009:** Represented Team Sweden at the IIHF U-18 World Championship in Fargo, North Dakota and Moorhead, Minnesota, collecting 2-6-8 in six games and helping Sweden to a fifth place finish.

## PERSONAL

Favorite player growing up was Nicklas Lidstrom...Spends the summer in Sweden with family and friends...Enjoys playing tennis in his spare time...Favorite movie is "American Pie"...Other favorites include: Abba (band) and "Two and a Half Men" (TV show)...Nicknames are "Ollie" and "Big O"...Most memorable hockey moment was representing Sweden in the 2010 IIHF World Championship...If he weren't a hockey player, he would like to coach hockey.

## 2015-16 REAL TIME STATS

TOI/G: 24:46

PP TOI/G: 5:10

Hits: 154

## CAREER HIGHLIGHTS

## FIRSTS

### MOST GOALS/GAME:

2 – 6 times (last 12/26/15 vs. LAK)

### MOST SHOTS/GAME:

9 – 2 times (last 2/10/16 vs. VAN)

### CAREER HAT TRICKS:

None

### FIRST COYOTES GAME:

10/9/10 vs. BOS

### FIRST NHL GAME:

10/9/10 vs. BOS

### MOST ASSISTS/GAME:

3 – 2 times (last 1/12/16 vs. EDM)

### LONGEST GOAL STREAK:

3 games – 3/12/12 – 3/15/12

### MULTIPLE POINT GAMES:

33 (last 4/7/16 at NSH)

### FIRST COYOTES GOAL:

1/17/11 vs. SJS

### FIRST NHL GOAL:

1/17/11 vs. SJS

### MOST POINTS/GAME:

4 – 1/12/16 vs. EDM

### LONGEST ASSIST STREAK:

4 games – 11/6/13 – 11/14/13

### FIRST COYOTES ASSIST:

10/23/10 vs. CAR

### FIRST NHL ASSIST:

10/9/10 vs. BOS

### MOST PIM/GAME

14 – 3/26/16 vs. PHI

### LONGEST POINT STREAK:

7 games – 11/7/15-11/19/15

## CAREER RECORD

### REGULAR SEASON

### PLAYOFFS

SEASON	TEAM	LEAGUE	GP	G	A	PTS	PP	SH	GW	+/-	PIM	GP	G	A	PTS	PIM
2007-08	Tingsryd	Sweden-3	27	3	5	8	-	-	-	-	10	-	-	-	-	-
2008-09	Leksand	Sweden-2	39	3	14	17	-	-	-	-	32	8	2	2	4	-
2009-10	Leksand	Sweden-2	42	9	18	27	-	-	-	-	98	10	2	4	6	-
2010-11	Phoenix	NHL	48	1	10	11	0	0	0	3	24	-	-	-	-	-
	San Antonio	AHL	15	3	7	10	1	0	0	-3	16	-	-	-	-	-
2011-12	Phoenix	NHL	82	13	19	32	2	1	2	0	32	16	1	3	4	-
2012-13	Portland	AHL	20	7	14	21	3	0	2	5	28	-	-	-	-	-
	Phoenix	NHL	48	3	21	24	0	0	1	5	26	-	-	-	-	-
2013-14	Phoenix	NHL	80	15	29	44	8	0	6	-4	50	-	-	-	-	-
2014-15	Arizona	NHL	82	23	20	43	10	1	7	-18	40	-	-	-	-	-
2015-16	Arizona	NHL	75	21	34	55	12	0	8	-6	96	-	-	-	-	-
FRANCHISE & NHL TOTALS			415	76	133	209	32	2	24	-20	268	16	1	3	4	6

# ALEX GOLIGOSKI

Defense / 5'11" / 183 / Shoots: Left

Born: July 30, 1985 / Grand Rapids, MN / Age: 31

**DRAFTED** - Pittsburgh's 3rd choice (2nd round, 61st overall) in the 2004 entry draft

**ACQUIRED** - From Dallas in exchange for a fifth round draft choice in the 2016 Entry Draft and signed as a free agent on June 22, 2016

33

## Career vs. NHL

TEAM	GP	G	A	PTS	PIM
ANA	26	5	9	14	12
ARI	24	0	2	2	6
BOS	18	1	6	7	10
BUF	18	6	9	15	8
CGY	18	0	8	8	4
CAR	15	1	7	8	6
CHI	24	1	11	12	10
COL	22	2	8	10	4
CBJ	17	4	5	9	0
DAL	2	0	1	1	0
DET	17	0	7	7	8
EDM	16	0	6	6	4
FLA	13	1	5	6	4
LAK	24	4	13	17	10
MIN	27	5	8	13	8
MTL	15	3	8	11	14
NSH	26	4	14	18	10
NJD	22	2	6	8	10
NYI	20	2	11	13	4
NYR	18	1	9	10	4
OTT	14	2	5	7	2
PHI	22	3	8	11	6
PIT	8	0	4	4	2
SJS	23	1	5	6	14
STL	25	2	11	13	4
TBL	14	3	8	11	6
TOR	15	0	9	9	10
VAN	19	1	7	8	8
WSH	16	1	4	5	2
WPG	24	0	8	8	10
<b>TOTALS</b>	<b>562</b>	<b>55</b>	<b>222</b>	<b>277</b>	<b>200</b>

## 2015-16 HIGHLIGHTS

Skated in all 82 games with the Stars, recording 5-32-37...Finished second among team defensemen in points and assists...His plus-21 rating ranked second on DAL and tied for 17th in the NHL...Finished second on the team in TOI/G (23:50)...Played in his 500th career NHL game at WSH, Nov. 19...Tallied his 200th career NHL assist vs. MTL, Dec. 19...Had six multi-point games...Collected three assists at VAN, Dec. 3...Recorded a four-game assist streak (0-5-5) from Feb. 29 - Mar. 6...Had two assists and was plus-five vs. NSH, Mar. 29...**2016 Playoffs:** Skated in 13 Stanley Cup Playoff games with DAL, registering 4-3-7...Finished first among Stars defensemen and fourth on the team in postseason scoring...Earned a point in four straight games (3-1-4) from Apr. 22 - May 1.

## 2014-15 HIGHLIGHTS

Finished third among DAL defensemen with 36 points (4-32-36) in 81 games...Led Stars defensemen and ranked fourth on the team in assists...Became one of just four NHL defensemen to record at least 20 assists in each of their previous six seasons...He was also one of eight blueliners to register six consecutive 25-point seasons...Led the Stars with 157 blocked shots and ranked fourth with 100 hits...Led the team in TOI/G (23:48) for the fifth straight season...Tallied 11 multi-point games...Skated in his 400th career NHL game vs. CHI, Oct. 9...Had two assists at PIT, Oct. 16 and at NYI, Oct. 25...Posted 1-1-2 vs. TBL, Feb. 5...Notched two assists and was plus-three at CHI, Jan. 18.

## 2013-14 HIGHLIGHTS

Led DAL defensemen with 42 points (6-36-42) in 81 games...Finished tied for 21st among all NHL defensemen in points...Also ranked third on the Stars in points and assists...Established a career high for assists in a season, which were tied for ninth in the NHL among defensemen...Led the Stars in TOI/G (24:18)...Ranked tied for third on the team and first among defensemen in power-play points (3-12-15)...His 22 home assists ranked third on DAL...Blocked a team-leading 154 shots...Finished first among Stars defensemen with 141 shots...Tallied three assists and was plus-four at CGY, Nov. 14...Registered two assists and a plus-four rating vs. PHI, Dec. 7...Skated in a season-high 31:58 and notched an assist at SJS, Dec. 21...Had two assists vs. NSH, Dec. 27...Posted two assists with a plus-three rating vs. TOR, Jan. 23...Recorded a four-game assist streak (0-7-7) from Jan. 21 - Jan. 27...Had a five-game point streak (3-3-6) from Mar. 3 - Mar. 11...Tied a career high with four points and set a new career high for assists in a game (0-4-4) and had a plus-five rating vs. NSH, Mar. 28...**2014 Playoffs:** Appeared in six games against ANA in the WCQF...Recorded 1-3-4 and a team-best plus-seven rating.

## 2012-13 HIGHLIGHTS

Led Stars defensemen in points (3-24-27 in 47 games) for the second consecutive season...Also led DAL blueliners in shots (80)...Led the team and ranked tied for fifth among NHL defensemen with 24 assists...Tied for the team lead with a plus-four rating...Averaged a team-leading 22:23 TOI/G...Notched five multi-point games...Earned his 100th career NHL assist vs. STL, Jan. 26...Skated in his 300th career NHL game at LAK, Mar. 21...Collected two assists and his 200th career point vs. LAK, Mar. 31...Scored a goal and added an assist at LAK, Apr. 21.

## 2011-12 HIGHLIGHTS

Appeared in 71 games in his first full season with the Stars...Recorded 9-21-30 and two PPGs...Led DAL defensemen in goals, assists (tied) and points...Lead the team in TOI/G (22:46)...Ranked sixth on the team in shots (140) and fifth in blocked shots (93)...Notched five multi-point games...Scored a goal and added an assist vs. COL, Nov. 4...Posted 1-1-2 at LAK, Jan. 12...Skated in a season-high 30:09 vs. SJS, Mar. 8.

## 2010-11 HIGHLIGHTS

Totaled 14-32-46 in 83 games with PIT and DAL...Established career highs in games played, points, goals and PPGs (7)...Started the season with PIT, recording 9-22-31 and a plus-20 rating in 60 contests with the Penguins...Acquired by DAL from PIT in exchange for forward James Neal and defenseman Matt Niskanen on Feb. 21, 2011...Collected 5-10-15 in 23 games for the Stars...Scored a career-high four GWGs...Started the season with a seven-game point streak (3-4-7) from Oct. 7 - 18...Netted his first career GWG vs. NYI, Oct. 15...Recorded a season-best plus-four rating and the GWG vs. BUF, Dec. 11...Set a career high with four points (1-3-4) vs. TBL, Jan. 5...Scored twice and added an assist at MTL, Jan. 12...Made his Stars debut against NJD, Feb. 22...Tallied his first point with DAL (assist) at DET, Feb. 24...Scored a goal for his 100th career NHL point vs. ANA, Mar. 23...Skated in his 200th career NHL contest and had 1-1-2 at MIN, Apr. 10.

## 2009-10 HIGHLIGHTS

Registered 8-29-37 in 69 games in his first full season with PIT...Finished second among Penguins' defensemen in goals, assists, points, PPGs (2)...Ranked third among PIT blueliners in TOI/G (21:33) and shots (98)...Collected six multi-assist games...Recorded a career-long seven-game point streak (4-4-8) from Oct. 14 - 30...Had a three-game goal streak (3-0-3) from Oct. 24 - 30...Skated in a season-high 28:25 TOI at BOS, Nov. 10...Scored a goal and played in his 100th career NHL game at NYR, Mar. 4...**2010 Playoffs:** Totaled nine points (2-7-9) in 13 Stanley Cup Playoff games with PIT...Tied for first among team defensemen with a plus-four rating...Scored a goal in Game 1 of ECQF vs. OTT...Scored his first career playoff PPG and added an assist in Game 1 of ECSF vs. MTL.

## 2008-09 HIGHLIGHTS

Appeared in 45 games with PIT, recording 6-14-20...Posted a plus-five rating...Scored four PPGs and eight power-play points...Scored his first career goal/PPG vs. OTT, Oct. 5...Notched his first career multi-point game (1-1-2) vs. BUF, Nov. 15...Posted a four-game point streak (1-3-4) from Nov. 1 - 11...Registered the first multi-goal game of his career (2-1-3)

# PACK FACT

Has registered 100 assists since 2013-14, which ranks him 16th among NHL defensemen.

at BUF, Dec. 22...Also appeared in 26 games with Wilkes-Barre/Scranton...Recorded 2-16-18...**2009 Playoffs:** Won the 2009 Stanley Cup with the Penguins... Appeared in two games and notched an assist...Made his Stanley Cup Playoffs debut in Game 5 of the ECSF at WSH, May 9...Registered his first career postseason point (assist) in Game 6 of ECSF vs. WSH, May 11...Also tallied a goal and five assists in nine Calder Cup Playoff contests with Wilkes-Barre/Scranton.

## 2007-08 HIGHLIGHTS

Skated in three games with PIT, recording two assists...Made his NHL debut vs. BOS, Feb. 13...Registered his first NHL point (assist) at OTT, Mar. 1...Totaled 10-28-38 in 70 games with Wilkes-Barre/Scranton...Tied for second on the team with a plus-15 rating...Also ranked tied for third in assists...Led team defensemen in points...Collected a career-best four assists (0-4-4) vs. Norfolk, Dec. 31.

## INTERNATIONAL CAREER

**2012:** Represented Team USA at the 2012 IIHF World Championship in Finland and Sweden...Posted 1-4-5 in eight games...**2005:** Skated in seven games with Team USA at the 2005 World Junior Championship in North Dakota and Minnesota, recording one point (0-1-1).

## PERSONAL

Nickname is "Goose"...Favorite player growing up was Nick Lidstrom...Favorite artist is Chris Stapleton..."Shawshank Redemption" is his favorite movie...Enjoys golf and baseball...Married to his wife, Amanda.

## 2015-16 REAL TIME STATS

**Shots: 127**

**Hits: 100**

**Blocks: 159**

## CAREER HIGHLIGHTS

<b>MOST GOALS/GAME:</b> 2 – 2 times (last: 1/12/11 at MTL)*	<b>MOST PIM/GAME:</b> 4 – 10 times (last 3/28/15 at VAN)#	<b>LONGEST ASSIST STREAK:</b> 4 games – 2 times (last: 2/29/16 – 3/6/16)#
<b>MOST ASSISTS/GAME:</b> 4 – 3/28/14 vs. NSH#	<b>MOST SHOTS/GAME:</b> 9 – 3/29/11 at PHX#	<b>LONGEST POINT STREAK:</b> 8 games – 4/11/10 – 10/18/10*
<b>MOST POINTS/GAME:</b> 4 – 2 times (last: 3/28/14 vs. NSH)#	<b>LONGEST GOAL STREAK:</b> 3 games – 2 times (last: 3/19/11 – 3/26/11)#	<b>CAREER HAT TRICKS:</b> None
		<b>MULTIPLE POINT GAMES:</b> 49 – last 3/29/16 vs. NSH#

## FIRSTS

<b>FIRST COYOTES GAME:</b> None	<b>FIRST NHL GAME:</b> 2/13/08 vs. BOS*
<b>FIRST COYOTES GOAL:</b> None	<b>FIRST NHL GOAL:</b> 10/5/08 vs. OTT*
<b>FIRST COYOTES ASSIST:</b> None	<b>FIRST NHL ASSIST:</b> 3/1/08 at OTT*

\*w/ PIT  
#w/DAL

## CAREER RECORD

SEASON	TEAM	LEAGUE	GP	REGULAR SEASON							PIM	PLAYOFFS				
				G	A	PTS	PP	SH	GW	+/-		GP	G	A	PTS	PIM
2003-04	Sioux Falls	USHL	10	0	2	2	-	-	-	-5	6	-	-	-	-	-
2004-05	Minnesota	NCAA	33	5	15	20	-	-	-	-	44	-	-	-	-	-
2005-06	Minnesota	NCAA	41	11	28	39	-	-	-	-	63	-	-	-	-	-
2006-07	Minnesota	NCAA	44	9	30	39	-	-	-	-	51	-	-	-	-	-
2007-08	Pittsburgh	NHL	3	0	2	2	0	0	0	2	2	-	-	-	-	-
	Wilkes-Barre	AHL	70	10	28	38	7	0	-	15	53	23	4	24	28	18
2008-09	Pittsburgh	NHL	45	6	14	20	4	0	0	5	16	2	0	1	1	0
	Wilkes-Barre	AHL	26	2	16	18	1	0	0	-1	16	9	1	5	6	10
2009-10	Pittsburgh	NHL	69	8	29	37	2	0	0	7	22	13	2	7	9	2
2010-11	Pittsburgh	NHL	60	9	22	31	4	0	4	20	28	-	-	-	-	-
	Dallas	NHL	23	5	10	15	3	0	0	0	12	-	-	-	-	-
2011-12	Dallas	NHL	71	9	21	30	2	0	1	0	16	-	-	-	-	-
2012-13	Dallas	NHL	47	3	24	27	0	0	0	4	18	-	-	-	-	-
2013-14	Dallas	NHL	81	6	36	42	3	0	0	9	28	6	1	3	4	8
2014-15	Dallas	NHL	81	4	32	36	0	0	0	0	24	-	-	-	-	-
2015-16	Dallas	NHL	82	5	32	37	1	0	1	21	34	13	4	3	7	6
<b>NHL TOTALS</b>			<b>562</b>	<b>55</b>	<b>222</b>	<b>277</b>	<b>19</b>	<b>0</b>	<b>6</b>	<b>68</b>	<b>200</b>	<b>34</b>	<b>7</b>	<b>14</b>	<b>21</b>	<b>16</b>



# MARTIN HANZAL

Center / 6'6" / 226 / Shoots: Left

Born: February 20, 1987 / Pisek, Czech Republic / Age: 29

**DRAFTED - Phoenix's 1st choice (1st round, 17th overall) in the 2005 Entry Draft**

# 11

## Career vs. NHL

TEAM	GP	G	A	PTS	PIM
ANA	44	6	17	23	30
ARI	-	-	-	-	-
BOS	8	0	0	0	6
BUF	11	1	3	4	29
CGY	28	4	12	16	26
CAR	8	2	1	3	16
CHI	26	6	4	10	25
COL	26	3	7	10	33
CBJ	22	6	14	20	27
DAL	39	9	10	19	48
DET	25	11	8	19	14
EDM	31	7	16	23	14
FLA	8	3	2	5	4
LAK	37	10	16	26	25
MIN	28	2	7	9	24
MTL	7	2	2	4	6
NSH	23	2	10	12	12
NJD	8	3	6	9	6
NYI	9	3	1	4	10
NYR	10	1	3	4	11
OTT	8	0	3	3	8
PHI	12	1	5	6	19
PIT	10	0	5	5	10
SJS	41	3	6	9	27
STL	25	1	5	6	14
TBL	9	2	4	6	8
TOR	9	5	6	11	6
VAN	26	4	7	11	28
WSH	7	1	3	4	2
WPG	12	3	3	6	6
<b>TOTALS</b>	<b>557</b>	<b>101</b>	<b>186</b>	<b>287</b>	<b>494</b>

### 2015-16 HIGHLIGHTS

Registered a career-high 41 points and 28 assists (13-28-41) in 64 games in his fifth season as an alternate captain...Won 56.0% of his face-offs...Ranked fourth on the team in assists and fifth in points...Finished tied for the team lead in road scoring (7-14-21 in 32 games)...Averaged the third-most PP TOI/G on ARI (3:09)...Scored three PPGs and two GWGs...Ranked second among Coyotes forwards in TOI/G (17:47)...ARI went 8-0-0 in his multi-point games...Played in his 500th career NHL game at NYR, Oct. 22...Tallied two assists at LAK, Oct. 9...Collected 0-3-3 at ANA, Oct. 14...Began the season with a four-game point streak (0-7-7) from Oct. 9-15...Had two assists vs. COL, Nov. 5...Scored two goals at LAK, Nov. 10...Recorded a point in three straight games (2-1-3) from Nov. 14-19...Scored a goal vs. CGY, Nov. 27...Earned a point in three straight games (3-4-7) from Feb. 13-18...Registered 1-2-3 vs. MTL, Feb. 15...Posted 1-2-3 vs. DAL, Feb. 18...Collected 1-1-2 vs. EDM, Mar. 22...Scored 100th career goal vs. DAL, Mar. 24...He became the fifth Coyote to score 100 goals with the team...Tallied two assists vs. CGY, Mar. 28...Scored a goal at DAL, Mar. 31, which broke his career high for points in a season...Registered a five-game point streak (3-4-7) from Mar. 22-31...Missed 18 games due to injury.

### 2014-15 HIGHLIGHTS

Recorded 8-16-24 in 37 games in his fourth season as an alternate captain...Missed 45 games with an injury...Won 56.5% of his face-offs...Ranked second on the team with three GWGs...Third among Coyotes forwards in TOI/G (17:44)...Had four multi-point games...Scored a goal at TOR, Jan. 29...Tallied 1-3-4 vs. CBJ, Jan. 3...Matched a career high with three assists at EDM, Dec. 23...Scored a goal at LAK, Dec. 20...Notched his second career hat trick (3-0-3) at VAN, Nov. 14...According to Elias, Hanzal's natural hat trick was the sixth in Coyotes history and the first since Radim Vrbata had one on Oct. 3, 2013...Recorded an assist at WSH, Nov. 2...Won 67% (8-for-12) of his face-offs at CAR, Nov. 1...Scored a PPG at FLA, Oct. 30...Had two assists vs. EDM, Oct. 15...Scored a goal in the season opener vs. WPG, Oct. 9.

### 2013-14 HIGHLIGHTS

Posted 15-25-40 in 65 games in his third season as an alternate captain...Ranked first on the team with 200 hits and led the team with 73 PIM...Won 54.5% of his face-offs...Ranked fourth among Coyotes' forwards in TOI/G (18:40) and was fourth on the team in shots (169)...Had six multi-point games, five PPGs and two GWGs...Missed 15 games due to injury...Scored the game winner and had an assist vs. NJD, Jan. 18...Recorded 1-1-2 vs. ANA, Jan. 11...Posted 1-1-2 vs. CGY, Jan. 7...Scored a goal at ANA, Dec. 23...Scored a goal at BUF, Dec. 23...Had a goal at TOR, Dec. 19...Won 81% (13-for-16) of his face-offs at MTL, Dec. 17...Scored a goal vs. CHI, Nov. 30...Notched a goal vs. COL, Nov. 21...Matched a career high for points (4) and assists (3) in a game vs. TBL, Nov. 16...Won 75% (15-for-20) of his face-offs at CHI, Nov. 14...Had an assist in three straight games from Nov. 5-9...Netted a goal vs. EDM, Oct. 26...Scored twice at LAK, Oct. 13...Recorded the GWG vs. DET, Oct. 19...Had a point in three straight games (1-2-3) from Oct. 8-11...Posted two assists in the season opener vs. NYR, Oct. 3.

### 2012-13 HIGHLIGHTS

Ranked sixth on the team in scoring with 11-12-23 in 39 games...Served as an alternate captain for the second season...Led Coyotes forwards in TOI/G (18:32)...Ranked second on the team in PPGs (4), second in hits (100), second in takeaways (24) and fifth on the team in shots (93)...Had six multi-point games...Missed nine games with injuries...Recorded two assists at ANA, Apr. 27...Registered a goal and an assist vs. DET, Apr. 4 and vs. COL, Apr. 6...Posted 1-2-3 at NSH, Mar. 28...Scored a PPG vs. DET, Mar. 25...Tallied 2-1-3, including the GWG vs. CBJ, Feb. 16...Posted a four-game point streak (4-1-5) from Feb. 1-7...Scored a PPG vs. CHI, Feb. 7...Scored a goal vs. MIN, Feb. 4...Netted two goals at DAL, Feb. 1...Scored a goal in the home opener on Jan. 20 vs. CHI.

### 2011-12 HIGHLIGHTS

Recorded 8-26-34 and a career-best plus-12 rating in 64 games in his first season as an alternate captain...Led the team in hits (239) and won 52-percent of his face-offs...Was third on the team in takeaways (41) and fifth in plus/minus (plus-12)...Posted eight multi-point games...Notched an assist and had a career-high seven shots in a 2-0 win vs. SJS, Mar. 29...Recorded 10 hits vs. STL, Mar. 25...Won 18 of 24 face-offs (75%) vs. CGY, Mar. 1...Collected 0-2-2 at EDM, Feb. 25...Matched a career high for assists (3) vs. LAK, Feb. 21...Won 11 of 14 face-offs (79%) at LAK, Feb. 16...Netted two goals, including the GWG vs. DET, Feb. 6...Recorded 1-1-2 vs. SJS, Feb. 4...Won 16 of 20 face-offs (80%) vs. ANA, Jan. 31...Missed 12 games with an injury (12/26-1/18)...Recorded 12 hits vs. NYR, Dec. 17...Collected 0-2-2 vs. EDM, Dec. 15...Won 18 of 24 face-offs (75%) vs. VAN, Nov. 25...Played in his 300th career game vs. MTL, Nov. 10...Collected 0-2-2 vs. LAK, Oct. 29...Recorded 1-1-2, including the GWG vs. NJD, Oct. 27...Scored two goals at ANA, Oct. 23...**2012 Playoffs:** Posted 3-3-6, two GWGs and a plus-2 rating in 12 playoff games...Second on the team in postseason hits (57) and PIM (29)...Played in four of five games in the WCF against LAK and had a PPG...Recorded 2-2-4 in the WCSF against NSH...Scored the GWG in Game 5 vs. NSH, May 7...Appeared in three games of the WCQF against CHI...Scored the OT GWG in Game 1 of the WCQF vs. CHI, Apr. 12.

### 2010-11 HIGHLIGHTS

Appeared in 61 games for PHX, recording 16-10-26 and 54 PIM...Registered a career high in goals (16)...Third on the team in GWG (5) and PPG (7)...Was second on the team in hits (147)...Led Coyotes forwards in average TOI/G (19:30)...Won 50-percent of his face-offs...Recorded four multi-point games...Missed 10 games with an injury (3/8-4/6)...Set new career high in goals (12) with a tally vs. WSH, Feb. 14...Scored a goal at LAK, Jan. 20...Collected 0-2-2 at CBJ, Jan. 11...Scored a season-high two goals vs. EDM, Nov. 23...Scored the GWG (both on the PP) in consecutive games at CGY, Nov. 19 and vs. STL, Nov. 13...Won a combined 23 of 31 (74%) of his face-offs in games at DET, Nov. 8 and vs. PIT, Nov. 6...Registered 0-2-2 vs. NSH, Nov. 3 (first game back from injury)...Missed six games with an injury (10/18-11/2)...Recorded 100th career NHL point (goal) vs. DET on Oct. 16...**2011 Playoffs:** Posted 1-2-3 and eight PIM in four games in the WCQF vs. DET...Scored his first career Stanley Cup Playoff goal in Game 4 vs. DET, Apr. 20...Had an assist in Game 1 and Game 2 at DET on Apr. 13 and 16.

### 2009-10 HIGHLIGHTS

Recorded 11-22-33 and 104 PIM in 81 games...Set career highs in games played and PIM...Ranked second on the team with 104 PIM...Tied a career high by scoring his 11th goal of the season in win at FLA, Mar. 18...Scored two goals in win at CAR, Mar. 13...Collected 1-1-2 at MIN, Feb. 11...Recorded 2-2-4 in three-game span from Feb. 8-12...Had two assists in win vs. MIN, Jan. 16...Registered a career high five-game point streak (2-3-5) from Dec. 21-29...Tied career high with three assists at TOR, Dec. 16...Collected a goal and an assist in win vs. CHI, Nov. 5...Scored his first goal of the season at CBJ, Oct. 28...Logged a career high 24:26 TOI in 1-0 SO win at SJS, Oct. 12...**2010 Playoffs:** Appeared in all seven playoff games, recording three assists...Notched two assists in Game 3 victory at DET, Apr. 18...Collected an assist in Game 2 vs. DET, Apr. 16, for his first career playoff point.

### 2008-09 HIGHLIGHTS

Played in 74 games for PHX, recording 11-20-31 and 40 PIM...Set career highs in goals (11), games played (74) and PIM (40)...Led the Coyotes in face-off attempts (1,078), face-off wins (521) and SHGs (2)...Finished with six multi-point games...Registered a four-game point streak (1-3-4) from Mar. 21-30...Collected two assists and was plus-3 at LAK, Feb. 21...Notched two assists at CGY, Jan. 17...Tallied his ninth goal of the season on Dec. 22 at EDM to set new career high...Scored two goals and recorded a plus-3 rating in a win at DAL, Dec. 10...Recorded his first NHL hat trick vs. TOR, Dec. 4, setting a franchise record for fastest hat trick from the start of a game (20:27)...Notched a season-high six shots vs. FLA, Nov. 8...Recorded an assist in season-opening win vs. CBJ, Oct. 11.

### 2007-08 HIGHLIGHTS

Appeared in 72 games for PHX during his rookie season...Finished with 8-27-35 and 28 PIM...Ranked sixth on the team in points (35) and assists (27)...Also ranked second on the team in face-off wins (470) and tied for fourth in GWGs (3)...Among all NHL rookies, ranked fourth in face-off wins (470), eighth in power-play assists (11) and power-play points (12), tied for eighth in assists (27) and ninth in points (35)...Scored the GWG at DAL, Apr. 4...Recorded his first career OT goal in 5-4 win vs. SJS, Mar. 25...Recorded a season-high four-game assist streak (0-5-5) from



# PACK FACT

Recorded a career-high 41 points (13-28-41) last season

Mar. 8 to Mar. 15...Collected two assists vs. VAN, Mar. 13...Missed eight games due to an injury (2/5-2/19)...Finished with a goal and an assist vs. CBJ, Jan. 17...Collected 1-1-2 vs. CHI, Jan. 3...Skated in a season-high 20:51 TOI vs. COL, Dec. 31...Tallied a season-high four points on a SHG and three assists at NJD, Dec. 15...Collected two assists at LAK, Dec. 8...Notched a three-game point streak (1-6-7) from Dec. 8 to Dec. 15...Scored his first NHL goal, the GWG and added an assist vs. NSH, Oct. 11...Made his NHL debut and recorded his first NHL point (assist) vs. STL, Oct. 4.

## 2006-07 HIGHLIGHTS

Appeared in 60 games with Red Deer (WHL)...Recorded 26-59-85 and 94 PIM...Named WHL Eastern Conference Second Team All-Star...Led team in points (85), assists (59), GWGs (7), plus/minus (plus-13) and ranked third in goals (26) and tied for fifth in PIM (94)...Led all WHL rookies in scoring and ranked tied for fifth overall...Ranked tied for fourth in the league and first among rookies in GWGs...Had a 10-game point streak (6-11-17) from Oct. 7 to Nov. 1...Led Red Deer in playoff scoring with 2-7-9 in six games while adding 19 PIM...Scored a goal in each of last three games of regular season...Collected four assists at Lethbridge, Mar. 11...Registered five points with a goal and four assists vs. Regina, Dec. 9...Compiled nine-game point streak (3-10-13) from Nov. 10-Dec. 1...Posted a goal and four assists at Spokane, Nov. 25...Compiled 10-game point streak from Oct. 7-Nov. 1, collecting 6-11-17...Registered 7-13-20 in 11 games during month of October...Posted four points with goal and three assists at Regina, Oct. 1.

## 2005-06 HIGHLIGHTS

Played in 19 games for Ceske Budejovice in the Czech league...Recorded an assist and 10 PIM...Scored two goals in five games with Mlada Boleslav (Czech-2)...Notched 3-5-8 and 20 PIM in seven games with Ceske Budejovice (Czech Jr.)...Made his North American hockey debut, playing 19 games with Omaha of the USHL...Finished with 4-15-19 and 30 PIM...Added a goal in five playoff games.

## 2004-05 HIGHLIGHTS

Played in 37 games with Ceske Budejovice (Czech-Jr.), recording 22-22-44 and 80 PIM...Had 1-2-3 in two playoff games...Appeared in 15 contests for Ceske Budejovice (Czech-2)...Had a goal and two assists...Went scoreless in six postseason games.

## 2003-04 HIGHLIGHTS

Played two games with the Ceske Budejovice Under-17 team, recording a pair of assists...Also scored a goal while appearing in two playoff games...Played in 53 games for Ceske Budejovice Jr...Finished with 15-7-22 and 32 PIM.

## 2002-03 HIGHLIGHTS

Spent the season with Ceske Budejovice Under-17...Recorded 24-30-54 and 28 PIM in 47 games...Had 1-3-4 and 25 PIM in seven playoff games.

## INTERNATIONAL CAREER

**2014:** Represented the Czech Republic at the Olympics in Sochi, Russia...Had one assist in four games...**2013:** Posted 1-3-4 and a plus-4 rating in eight games for the Czech Republic at the IIHF World Championships in Stockholm, Sweden and Helsinki, Finland...**2008:** Collected three assists in six games for the Czech Republic at the IIHF World Championship in Halifax, Nova Scotia and Quebec City...**2007:** Represented the Czech Republic at the IIHF World Junior Championship in Sweden...Finished with 2-1-3 in six games...**2006:** Registered two assists in six games for the Czech Republic at IIHF World Junior Championship in British Columbia...**2005:** Posted 4-3-2 and was a plus-7 in seven games at the IIHF U-18 World Championship in the Czech Republic...Was named to the tournament All-Star Team.

## PERSONAL

Being drafted is his most memorable hockey moment...Hobbies include golf, fishing, soccer and tennis...Favorite actor is Ashton Kutcher and his favorite movie is "Never Back Down"...Favorite TV show is "Entourage"...Likes Czech food...Favorite vacation spot is Spain...Enjoys playing poker...Works with the Boys & Girls Club...Martin and his wife, Lenka, have a son Martin Jr. and a daughter Natalia...They reside in Scottsdale.

## 2015-16 REAL TIME STATS

**Shots: 141**

**Hits: 126**

**FO%: 56.0**

## CAREER HIGHLIGHTS

## FIRSTS

### MOST GOALS/GAME:

3 – 2 times (last 11/14/14 at VAN)

### MOST SHOTS/GAME:

8 – 3/4/13 vs. ANA

### LONGEST POINT STREAK:

5 games – 2 times (last 3/22/16-3/31/16)

### FIRST COYOTES GAME:

10/4/07 vs. STL

### FIRST NHL GAME:

10/4/07 vs. STL

### MOST ASSISTS/GAME:

3 – 7 times (last 10/14/15 at ANA)

### LONGEST GOAL STREAK:

3 games – (last 2/13/16-2/18/16)

### CAREER HAT TRICKS:

2 – last 11/14/14 at VAN

### FIRST COYOTES GOAL:

10/11/07 at NSH

### FIRST NHL GOAL:

10/11/07 at NSH

### MOST POINTS/GAME:

4 – 3 times (last 1/3/15 vs. CBJ)

### LONGEST ASSIST STREAK:

4 games – 2 times (last 10/9/15-10/15/15)

### MULTIPLE POINT GAMES:

49 – (last 3/28/16 vs. CGY)

### FIRST COYOTES ASSIST:

10/4/07 vs. STL

### FIRST NHL ASSIST:

10/4/07 vs. STL

### MOST PIM/GAME


19 – 10/8/09 at BUF

## CAREER RECORD

### REGULAR SEASON

### PLAYOFFS

SEASON	TEAM	LEAGUE	GP	G	A	PTS	PP	SH	GW	+/-	PIM	GP	G	A	PTS	PIM
2002-03	C. Budejovice U-18	Czech U18	47	24	30	54	-	-	-	-	28	7	1	3	4	25
2003-04	C. Budejovice U-18	Czech U18	2	0	2	2	-	-	-	1	2	2	1	0	1	4
	C. Budejovice U-20	Czech U20	53	15	7	22	-	-	-	4	32	-	-	-	-	-
2004-05	C. Budejovice U-20	Czech U20	37	22	22	44	-	-	-	7	80	2	1	2	3	2
	C. Budejovice U-20	Czech-2	15	1	2	3	-	-	-	8	2	6	0	0	0	6
2005-06	C. Budejovice U-20	Czech U20	7	3	5	8	-	-	-	2	20	-	-	-	-	-
	C. Budejovice U-20	Czech	19	0	1	1	-	-	-	-3	10	-	-	-	-	-
	Mlada Boleslav	Czech-2	5	2	0	2	-	-	-	-	0	-	-	-	-	-
	Omaha	USHL	19	4	15	19	-	-	-	12	30	5	1	0	1	4
2006-07	Red Deer	WHL	60	26	59	85	10	2	7	13	94	6	2	7	9	19
2007-08	Phoenix	NHL	72	8	27	35	1	1	3	-7	28	-	-	-	-	-
2008-09	Phoenix	NHL	74	11	20	31	0	2	2	-4	40	-	-	-	-	-
2009-10	Phoenix	NHL	81	11	22	33	2	0	0	0	104	7	0	3	3	10
2010-11	Phoenix	NHL	61	16	10	26	7	0	5	4	54	4	1	2	3	8
2011-12	Phoenix	NHL	64	8	26	34	3	0	2	12	63	12	3	3	6	29
2012-13	C. Budejovice	Czech	18	8	11	19	-	-	-	3	73	-	-	-	-	-
	Phoenix	NHL	39	11	12	23	4	0	2	2	24	-	-	-	-	-
2013-14	Phoenix	NHL	65	15	25	40	5	0	2	-9	73	-	-	-	-	-
2014-15	Arizona	NHL	37	8	16	24	1	0	3	-1	31	-	-	-	-	-
2015-16	Arizona	NHL	64	13	28	41	3	1	2	-5	77	-	-	-	-	-
<b>FRANCHISE AND NHL TOTALS</b>			<b>557</b>	<b>101</b>	<b>186</b>	<b>287</b>	<b>26</b>	<b>4</b>	<b>21</b>	<b>-8</b>	<b>494</b>	<b>23</b>	<b>4</b>	<b>8</b>	<b>12</b>	<b>47</b>



# JORDAN MARTINOOK

Left Wing / 6'0" / 207 / Shoots: Left

Born: July 25, 1992 / Leduc, Alberta / Age: 24

**DRAFTED** - Phoenix's 2nd choice (2nd round, 58th overall) in the 2012 Entry Draft

# 48

## Career vs. NHL

TEAM	GP	G	A	PTS	PIM
ANA	5	0	0	0	2
ARI	-	-	-	-	-
BOS	2	0	0	0	0
BUF	2	0	0	0	0
CGY	5	0	1	1	2
CAR	2	0	1	1	2
CHI	3	1	1	2	2
COL	4	1	1	2	0
CBJ	2	1	2	3	0
DAL	3	0	0	0	0
DET	2	1	1	2	0
EDM	5	0	2	2	6
FLA	2	1	1	2	0
LAK	5	2	1	3	0
MIN	3	0	0	0	0
MTL	2	0	0	0	0
NSH	4	0	0	0	0
NJD	3	0	0	0	0
NYI	3	0	0	0	0
NYR	3	0	0	0	0
OTT	2	0	1	1	0
PHI	2	0	0	0	0
PIT	2	1	0	1	0
SJS	6	0	0	0	2
STL	3	0	1	1	0
TBL	3	1	0	1	0
TOR	2	0	0	0	0
VAN	4	0	0	0	0
WSH	2	0	1	1	2
WPG	3	0	2	2	0
<b>TOTALS</b>	<b>89</b>	<b>9</b>	<b>16</b>	<b>25</b>	<b>18</b>

### 2015-16 HIGHLIGHTS

Registered 9-15-24 and 18 PIM in 81 games...Set career highs in games played, goals, assists, points and PIM...Ranked second among ARI forwards in SH TOI/G (2:35) and first in SH TOI (209:28)...Led the team with two shorthanded points... Was 1 of 3 NHL rookies with two shorthanded points...Scored his first career NHL goal vs. PIT, Oct. 10...Had an assist in two straight games at CAR, Dec. 6 and at STL, Dec. 8...Tallied 1-1-2 vs. CBJ, Dec. 17...Collected two assists at EDM, Jan. 2... Posted a three-game point streak (2-2-4) from Jan. 26 – Feb. 4...Had a three-game point streak (1-2-3) from Feb. 22-25... Scored his first career SHG vs. FLA, Mar. 5... Skated in a season-high 20:15 TOI vs. COL, Nov. 5...Had the GWG vs. LAK, Jan. 23...Scored a goal at DET, Dec. 3...Notched a goal at TBL, Feb. 23.

### 2014-15 HIGHLIGHTS

Skated in eight games with the Coyotes...Made his NHL debut vs. BOS, Dec. 6...Recorded his first career NHL point (assist) at COL, Feb. 16...Totaled 15-28-43 and a plus-nine rating in 62 games with Portland (AHL)...Established AHL career highs in goals, assists, points and plus-minus...Registered a five-game point streak (2-5-7) from Nov. 21 – Dec. 13...Posted 1-2-3 at HER, Mar. 8...Recorded multiple points in three straight games (2-5-7) from Mar. 6-8...Registered a five-game point streak (1-6-7) from Mar. 14-25.

### 2013-14 HIGHLIGHTS

Recorded 14-16-30 and 48 PIM in 67 games with Portland...Set AHL career highs in games, goals, assists and points... Finished tied for fourth on the team in goals.

### 2012-13 HIGHLIGHTS

Made his professional debut with Portland...Skated in 53 games with the Pirates, registering 9-10-19 and 30 PIM... Notched his first professional point (assist) at MAN, Nov. 25 ...Scored his first professional goal at WBS, Dec. 8 ...Made his professional postseason debut, recording 0-1-1 in three postseason games with Portland.

### 2011-12 HIGHLIGHTS

Appeared in 72 games with Vancouver (WHL)...Collected 40-24-64 and 80 PIM...Ranked second on the team in goals and third in points...Set career highs in goals, assists and points...Recorded a hat trick (3-0-3) at Prince George, Oct. 28 ... Registered a hat trick (3-0-3) vs. POR, Dec. 9 ...Notched a hat trick (3-1-4) vs. KEL, Mar. 16 ...Collected 15 multi-point games.

### 2010-11 HIGHLIGHTS

Made his WHL debut with Vancouver...Played in a career-high 72 games, totaling 11-17-28 and 67 PIM...Made his WHL postseason debut...Notched 1-0-1 and eight PIM in four postseason contests.

### 2009-10 HIGHLIGHTS

Skated in 59 games with Drayton Valley (AJHL), recording 21-19-40 and 48 PIM...Led the team in goals and ranked third in assists and points.

### 2008-09 HIGHLIGHTS

Appeared in two games with Drayton Valley.

### PERSONAL

Nickname is 'Marty'...Married his wife Courtney on July 9, 2016...His favorite movie is "Step Brothers".

# PACK FACT

Scored his first NHL goal in the home opener vs. PIT on Oct. 10, 2015.

## 2015-16 REAL TIME STATS

**Shots: 109**

**Hits: 52**

**Blocks: 40**

### CAREER HIGHLIGHTS

### FIRSTS

<b>MOST GOALS/GAME:</b> 1 – 9 times (last 3/5/16 vs. FLA)	<b>MOST SHOTS/GAME:</b> 5 – 3 times (last 12/17/15 vs. CBJ)	<b>LONGEST POINT STREAK:</b> 2 games – 2 times (last 12/31/15 – 1/2/16)	<b>FIRST COYOTES GAME:</b> 12/6/14 vs. BOS	<b>FIRST NHL GAME:</b> 12/6/14 vs. BOS
<b>MOST ASSISTS/GAME:</b> 2 – 1/2/16 at EDM	<b>LONGEST GOAL STREAK:</b> None	<b>CAREER HAT TRICKS:</b> None	<b>FIRST COYOTES GOAL:</b> 10/10/15 vs. PIT	<b>FIRST NHL GOAL:</b> 10/10/15 vs. PIT
<b>MOST POINTS/GAME:</b> 2 – 3 times (last 2/4/16 vs. CHI)	<b>LONGEST ASSIST STREAK:</b> 2 games – 2 times (last 12/31/15 – 1/2/16)	<b>MULTIPLE POINT GAMES:</b> 3 (last 2/4/16 vs. CHI)	<b>FIRST COYOTES ASSIST:</b> 10/24/15 at OTT	<b>FIRST NHL ASSIST:</b> 10/24/15 at OTT
<b>MOST PIM/GAME:</b> 4 – 11/12/15 vs. EDM				

## CAREER RECORD

### REGULAR SEASON

### PLAYOFFS

SEASON	TEAM	LEAGUE	GP	G	A	PTS	PP	SH	GW	+/-	PIM	GP	G	A	PTS	PIM
2008-09	Drayton Valley	AJHL	2	0	0	0	-	-	-	-	0	-	-	-	-	-
2009-10	Drayton Valley	AJHL	59	21	19	40	-	-	-	-	48	-	-	-	-	-
2010-11	Vancouver	WHL	72	11	17	28	2	0	2	1	67	4	1	0	1	8
2011-12	Vancouver	WHL	72	40	24	64	8	3	5	15	80	6	3	6	9	2
2012-13	Portland	AHL	53	9	10	19	2	0	-	-4	30	3	0	1	1	0
2013-14	Portland	AHL	67	14	16	30	3	2	-	-9	48	-	-	-	-	-
2014-15	Portland	AHL	62	15	28	43	1	2	-	9	41	-	-	-	-	-
	Arizona	NHL	8	0	1	1	0	0	0	-3	0	-	-	-	-	-
2015-16	Arizona	NHL	81	9	15	24	0	1	2	-9	18	-	-	-	-	-
<b>FRANCHISE &amp; NHL TOTALS</b>			<b>89</b>	<b>9</b>	<b>16</b>	<b>25</b>	<b>0</b>	<b>1</b>	<b>2</b>	<b>-12</b>	<b>18</b>	<b>-</b>	<b>-</b>	<b>-</b>	<b>-</b>	<b>-</b>

# JAMIE MCBAIN



Defense / 6'2" / 188 / Shoots: Right

Born: February 25, 1988 / Edina, MN / Age: 28

**DRAFTED** - Carolina's 1st choice (2nd round, 63rd overall) in the 2006 Entry Draft

**ACQUIRED** - Signed as a free agent July 1, 2016

21

## Career vs. NHL

TEAM	GP	G	A	PTS	PIM
ANA	9	1	1	2	0
ARI	8	0	4	4	2
BOS	17	2	4	6	0
BUF	12	1	6	7	4
CGY	9	1	3	4	0
CAR	6	0	0	0	2
CHI	6	0	0	0	0
COL	5	0	1	1	2
CBJ	7	0	3	3	0
DAL	6	0	2	2	0
DET	6	2	0	2	0
EDM	8	1	1	2	0
FLA	22	3	7	10	2
LAK	4	0	0	0	4
MIN	7	0	2	2	8
MTL	17	3	4	7	4
NSH	10	2	3	5	0
NJD	13	0	5	5	0
NYI	12	1	2	3	2
NYR	14	0	3	3	2
OTT	16	2	4	6	8
PHI	15	1	0	1	6
PIT	17	4	4	8	8
SJS	8	0	4	4	2
STL	7	0	0	0	2
TBL	22	2	6	8	0
TOR	15	2	3	5	8
VAN	7	1	1	2	0
WSH	19	1	1	2	6
WPG	21	0	6	6	0
<b>Totals</b>	<b>345</b>	<b>30</b>	<b>80</b>	<b>110</b>	<b>72</b>

## 2015-16 HIGHLIGHTS

Appeared in 44 games with LAK, recording 2-7-9 and six PIM...Posted a plus-two rating...Had one PPG and six power-play points...Notched an assist and skated in a season-high 17:46 vs. CBJ, Nov. 5...Scored a goal at PHI, Nov. 17...Had a goal at OTT, Dec. 14...Tallied an assist and was plus-two at CGY, Apr. 5...Recorded 1-1-2 in three games with Ontario (AHL)...**2016 Playoffs:** Played in four WCQF games vs. SJS...Made his Stanley Cup Playoff debut vs. SJS, Apr. 16.

## 2014-15 HIGHLIGHTS

Skated in 26 games with the Kings...Totaled 3-6-9 and four PIM...Was plus-four...Had one PPG and three power-play points...Made his Kings debut at ANA, Nov. 12...Scored his first goal with LAK at NSH, Nov. 25 and tallied an assist at MIN, Nov. 26...Recorded a three-game point streak (1-2-3) from Dec. 20 - 27...Earned his 100th career point (goal) at FLA, Feb. 5...Played in his 300th career NHL game vs. DET, Feb. 24...Collected 1-2-3 and was plus-two in five games with Manchester (AHL).

## 2013-14 HIGHLIGHTS

Registered 6-11-17 and 14 PIM in 69 games in his first season with the Sabres...Scored two PPGs and had five power-play points...Ranked third among BUF defensemen in goals, assists, points, PPGs, PPPs and TOI/G (20:09) and tied for second in goals...Finished third among Sabres' blueliners with 113 blocked shots and 98 shots...Collected a goal and an assist vs. TBL, Oct. 8...Scored a goal at TOR, Nov. 16...Had a goal vs. FLA, Jan. 9...Tallied two assists vs. BOS, Feb. 26...Notched a point in back-to-back games (1-1-2) from Mar. 20 - 23.

## 2012-13 HIGHLIGHTS

Appeared in 40 games with CAR, recording 1-7-8 and 12 PIM...Ranked third on the team in blocked shots (63)...Made his season debut and earned his first point (assist) vs. BUF, Jan. 24...Scored his lone goal of the season vs. BOS, Jan. 28...Recorded assists in back-to-back games vs. FLA, Mar. 2 and at FLA, Mar. 3...Skated in his 200th career NHL game at OTT, Apr. 16...Notched an assist and skated in a season-high 26:06 at PIT, Apr. 27.

## 2011-12 HIGHLIGHTS

Registered 8-19-27 in 76 games with CAR...Set a career high for goals in a season and tied his career high for games played...Led Hurricanes defensemen in assists and points...Finished tied for first among CAR defensemen in PPGs (5), tied for second in power-play assists (6) and second in power-play points (11)...His four PIM were the fewest of any NHL defenseman with more than 70 games played...Played in his 100th career NHL game vs. WSH, Nov. 4...Recorded a three-game point streak (3-2-5) from Dec. 3 - 7...Scored two goals vs. PIT, Dec. 3...Collected two assists in his second consecutive multi-point game at CGY, Dec. 6...Scored a goal and had an assist at MTL, Feb. 13.

## 2010-11 HIGHLIGHTS

Skated in 76 games in his first full season with CAR...Totaled 7-23-30 and 32 PIM...Set careers highs in assists and points...Scored one PPG and collected eight power-play points...Ranked tied for fourth among NHL rookie defensemen in goals as well as fifth in assists and points...CAR went 18-6-3 in games when he recorded a point...1 of 12 NHL rookies to participate in the Honda NHL SuperSkills competition during the 2011 All-Star Weekend in Raleigh...Scored the OT GWG and notched an assist (1-1-2) vs. BUF, Mar. 3...Registered his first career multi-goal game (2-0-2) and the GWG vs. MTL, Mar. 30.

## 2009-10 HIGHLIGHTS

Collected 3-7-10 and was plus-six in 14 games with the Hurricanes...Notched one PPG and four power-play points...Ranked first on CAR in plus-minus...Made his NHL debut and recorded his first NHL point (assist) vs. BOS, Mar. 16...Registered a four-game point streak (1-4-5) from Mar. 16 - 21 to start his NHL career...Was just the second player in Hurricanes history to have points in each of his first four NHL games...Scored his first career goal and had an assist in his first career multi-point game at PIT, Mar. 20...Earned two assists and was plus-four vs. MTL, Apr. 8...Recorded 7-33-40 and was plus-11 in 68 games with Albany (AHL)...Led River Rats defensemen and ranked fourth on the team in scoring...Posted a team-high seven-game point streak (1-10-11) from Feb. 3 - 15...Finished ninth among AHL defensemen in points at the time of his NHL recall on Mar. 16.

## 2008-09 HIGHLIGHTS

Played in 10 games with Albany (AHL) following his collegiate season...Posted 1-1-2 and two PIM...Signed an entry-level contract with the Hurricanes...Made his AHL debut vs. Hartford, Mar. 27...Recorded his first professional point (goal) vs. Bridgeport, Mar. 31...Tallied his first professional assist at Binghamton, Apr. 5...Named the WCHA's Player of the Year after registering 7-30-37 to lead Wisconsin in scoring...Led all WCHA players in scoring in league games with 28 points...It marked just the second time that a defenseman led the conference in points...Became the fifth defenseman in Wisconsin's history to lead the team in scoring...Selected as one of 10 finalists for the Hobey Baker Memorial Award as college hockey's top player...Posted a seven-game point streak (2-9-11) from Oct. 31 - Nov. 21...Completed his collegiate career with 15-64-79 and 84 PIM in 111 games...Led Wisconsin defensemen in scoring in each of his three seasons with the Badgers.



# PACK FACT

Recorded a career-high 7-23-30 in 76 games with Carolina in 2010-11.

## INTERNATIONAL CAREER

**2013:** Won a bronze medal with Team USA at the 2013 IIHF World Championship in Helsinki, Finland & Stockholm, Sweden...Earned two assists in 10 games...**2008:** Represented Team USA at the 2008 World Junior Championship in Pardubice and Liberec, Czech Republic...Notched an assist and was plus-four in six games...**2007:** Won a bronze medal with Team USA at the 2007 World Junior Championship in Mora and Leksand, Sweden...Skated in six games...**2006:** Helped Team USA win a gold medal at the 2006 World U-18 Championship in Ängelholm and Halmstad, Sweden...Recorded 2-9-11 and was plus-six in six games.

## PERSONAL

Nickname is "Bainer"...Favorite player growing up was Joe Sakic...Favorites include: Eric Church (artist) and "Dumb and Dumber" (movie)...Enjoys golf and card games...He and his wife Liz have a son, Carter.

## 2015-16 REAL TIME STATS

**Shots: 32**

**TOI/G: 12:14**

**Blocks: 38**

### CAREER HIGHLIGHTS

<b>MOST GOALS/GAME:</b> 2 – 2 times (last 12/3/11 vs. PIT)*	<b>MOST PIM/GAME:</b> 4 – 4 times (last 2/26/15 vs. OTT)+	<b>LONGEST POINT STREAK:</b> 4 games – 3/16/10 – 3/21/10*
<b>MOST ASSISTS/GAME:</b> 2 – 4 times (last 2/26/14 vs. BOS)#	<b>MOST SHOTS/GAME:</b> 6 – 2 times (last 4/6/13 vs. NYR)*	<b>CAREER HAT TRICKS:</b> None
<b>MOST POINTS/GAME:</b> 2 – 10 times (last 2/26/14 vs. BOS)#	<b>LONGEST GOAL STREAK:</b> None	<b>MULTIPLE POINT GAMES:</b> 10 – last 2/26/14 vs. BOS#
	<b>LONGEST ASSIST STREAK:</b> 4 games – 3/16/10 – 3/21/10*	

### FIRSTS

<b>FIRST COYOTES GAME:</b> None	<b>FIRST NHL GAME:</b> 3/16/10 vs. BOS*
<b>FIRST COYOTES GOAL:</b> None	<b>FIRST NHL GOAL:</b> 3/20/10 at PIT*
<b>FIRST COYOTES ASSIST:</b> None	<b>FIRST NHL ASSIST:</b> 3/16/10 vs. BOS*

\*w/CAR

#w/BUF

+w/LAK

## CAREER RECORD

SEASON	TEAM	LEAGUE	GP	REGULAR SEASON								PIM	PLAYOFFS				
				G	A	PTS	PP	SH	GW	+/-			GP	G	A	PTS	PIM
2004-05	U.S. National U-17	USDP	62	3	16	19	-	-	-	-		42	-	-	-	-	-
2005-06	U.S. National U-18	USDP	55	9	21	30	-	-	-	-		41	-	-	-	-	-
2006-07	Wisconsin	NCAA	36	3	15	18	-	-	-	-		36	-	-	-	-	-
2007-08	Wisconsin	NCAA	35	5	19	24	-	-	-	-		18	-	-	-	-	-
2008-09	Wisconsin	NCAA	40	7	30	37	-	-	-	-		30	-	-	-	-	-
	Albany	AHL	10	1	1	2	0	0	0	-7		2	-	-	-	-	-
2009-10	Albany	AHL	68	7	33	40	2	0	1	11		10	8	4	2	6	8
	Carolina	NHL	14	3	7	10	1	0	1	6		0	-	-	-	-	-
2010-11	Carolina	NHL	76	7	23	30	1	0	2	-8		32	-	-	-	-	-
2011-12	Carolina	NHL	76	8	19	27	5	0	1	-7		4	-	-	-	-	-
2012-13	Carolina	NHL	40	1	7	8	0	0	0	0		12	-	-	-	-	-
2013-14	Buffalo	NHL	69	6	11	17	2	0	0	-13		14	-	-	-	-	-
2014-15	Los Angeles	NHL	26	3	6	9	1	0	0	4		4	-	-	-	-	-
	Manchester	AHL	5	1	2	3	1	0	0	2		2	-	-	-	-	-
2015-16	Los Angeles	NHL	44	2	7	9	1	0	0	2		6	4	0	0	0	2
	Ontario	AHL	3	1	1	2	0	0	0	3		0	-	-	-	-	-
<b>NHL TOTALS</b>			<b>345</b>	<b>30</b>	<b>80</b>	<b>110</b>	<b>11</b>	<b>0</b>	<b>4</b>	<b>-16</b>		<b>72</b>	<b>4</b>	<b>0</b>	<b>0</b>	<b>0</b>	<b>2</b>



# JAMIE MCGINN

Left Wing / 6'1" / 211 / Shoots: Left

Born: Aug. 5, 1988 / Fergus, ON / Age: 28

**DRAFTED** - San Jose's 2nd choice (2nd round, 36th overall) in the 2006 Entry Draft  
**ACQUIRED** - Signed as a free agent, July 1, 2016

# 88

## Career vs. NHL

TEAM	GP	G	A	PTS	PIM
ANA	24	10	3	13	6
ARI	22	4	3	7	8
BOS	10	3	3	6	2
BUF	7	4	1	5	0
CGY	19	3	4	7	4
CAR	6	0	2	2	8
CHI	21	5	3	8	13
COL	15	4	1	5	6
CBJ	20	5	4	9	17
DAL	23	3	5	8	11
DET	18	2	5	7	2
EDM	22	4	8	12	10
FLA	9	2	1	3	2
LAK	23	3	2	5	23
MIN	29	5	6	11	22
MTL	10	4	2	6	0
NSH	21	4	3	7	6
NJD	11	0	0	0	0
NYI	7	0	4	4	4
NYR	8	1	1	2	0
OTT	10	2	2	4	4
PHI	9	3	0	3	0
PIT	9	3	1	4	0
SJS	11	2	1	3	7
STL	22	3	3	6	8
TBL	9	0	2	2	7
TOR	8	2	2	4	4
VAN	26	7	2	9	22
WSH	11	1	1	2	2
WPG	10	2	1	3	7
<b>TOTALS</b>	<b>450</b>	<b>91</b>	<b>76</b>	<b>167</b>	<b>205</b>

### 2015-16 HIGHLIGHTS

Totaled 22-17-39 and 33 PIM in 84 games with ANA and BUF...Set a career high for games in a season...Scored 20+ goals for the second time in his NHL career...Tallied seven multi-point games and a career-best five GWGs...Began the season with the Sabres, recording 14-13-27 in 63 games...Scored six PPGs and had nine power-play points...Recorded a career-long six-game point streak (2-5-7) from Nov. 27 – Dec. 7...Played in his 400th career NHL game vs. CHI, Dec. 19...Acquired by ANA on Feb. 29 in exchange for a conditional third-round selection in the 2016 Entry Draft...Collected 8-4-12 and 23 PIM in 21 games with ANA...Posted a plus-three rating...Scored three PPGs...Made his Ducks debut and scored a goal vs. MTL, Mar. 2...Scored a goal and had an assist at ARI, Mar. 3...Scored a goal in three straight games from Mar. 16 – 20...Netted two goals at TOR, Mar. 24...Registered a four-game point streak (3-3-6) from Mar. 24 – 30...**2016 Playoffs:** Skated in all seven games against NSH in the WCQF...Collected two goals and two PIM.

### 2014-15 HIGHLIGHTS

Appeared in 19 games with COL...Posted 4-2-6 and six PIM...Missed the final 63 games of the season due to a back injury...Scored COL's first goal of the season at BOS, Oct. 13...Scored a goal in back-to-back games vs. VAN, Oct. 24 and at WPG, Oct. 26.

### 2013-14 HIGHLIGHTS

Skated in 79 games with the Avalanche, recording 19-19-38...Established career highs in assists and shots (167)...Ranked fifth on the team in hits (140) and sixth in goals...Scored two goals in the season opener vs. ANA, Oct. 2...Scored his first career OT GWG in 1-0 win at LAK, Nov. 23...Appeared in his 300th career NHL game at LAK, Dec. 21...Scored in three consecutive games from Dec. 31 – Jan. 4...Notched his 100th career NHL point vs. NYI, Jan. 10...Matched his career high with three points (2-1-3) vs. BUF, Feb. 1...Registered a five-game point streak (3-4-7) from Mar. 12 – Mar. 19...**2014 Playoffs:** Recorded 2-3-5 and two PIM while appearing in all seven games of WCQF vs. MIN...Finished fourth on the team in playoff scoring...Scored his first career playoff goal in Game 1 vs. MIN, Apr. 17.

### 2012-13 HIGHLIGHTS

Finished fourth on the Avalanche in scoring with 11-11-22 in 47 games...Ranked third on the team in goals while he finished tied for second in PPGs (3) and GWGs (2)...His 128 shots ranked second on COL...Registered his first career three-point game (1-2-3) at EDM, Feb. 16...Had another three-point effort (2-1-3) vs. STL, Apr. 21.

### 2011-12 HIGHLIGHTS

Reached the 20 goal plateau for the first time in his NHL career...Totaled 20-17-37 in 78 games with SJS and COL...Tallied seven multi-point games...Started the season with the Sharks and collected 12-12-24 in 61 contests...Led the Sharks with 137 hits...Acquired by COL from SJS with Mike Connolly and Michael Sgarbossa in exchange for T.J. Galiardi, Daniel Winnik and a seventh round draft choice in the 2013 NHL Draft, Feb. 27...Registered 8-5-13 in 17 games with the Avalanche...Made his COL debut vs. CBJ, Mar. 1...His 13 points tied Paul Stastny for the most on the team from Mar. 1 until the end of the season...Notched 7-2-9 in his first eight games with the Avalanche, becoming the first player to score seven times in his first eight games with the team since Marek Svatos (2005)...Scored two goals in his first career multi-goal game at MIN, Mar. 4...Posted the first 'Gordie Howe Hat Trick' of his career vs. MIN, Mar. 6...Scored twice at BUF, Mar. 14...Tallied a career-high nine shots at PHX, Mar. 22.

### 2010-11 HIGHLIGHTS

Registered 1-5-6 in 49 games with the Sharks...Assigned to Worcester on Jan. 28...Led SJS with 101 hits at the time of his reassignment...Skated in his 100th career NHL game at EDM, Oct. 23...Scored nine goals and totaled 20 points (9-11-20) in 30 games with the AHL Sharks...**2011 Playoffs:** Recalled by SJS prior to the Stanley Cup Playoffs...Skated in seven postseason games with the Sharks, recording one assist and 30 PIM...Notched his first career playoff point with an assist in Game Four of the Western Conference Final vs. VAN, May 22.

### 2009-10 HIGHLIGHTS

Spent the majority of the season with SJS...Registered 10-3-13 in 59 games...Made SJS' roster out of training camp and appeared in the season opener at COL, Oct. 1...Scored his first goal of the season vs. COL, Oct. 30...Scored and had an assist at ANA, Mar. 14...Had a three-game point streak (2-1-3) from Apr. 2 – 6...Also appeared in 27 games with Worcester, tallying 7-14-21...**2010 Playoffs:** Skated in all 15 Stanley Cup playoff games with the Sharks, who advanced to the Western Conference Final...Made his NHL playoff debut in Game 1 of the WCQF vs. COL, Apr. 14.

### 2008-09 HIGHLIGHTS

Played in 35 games with SJS...Scored four goals and had two assists (4-2-6)...Made his NHL debut vs. PIT, Oct. 28...Recorded his first career NHL goal, assist and multi-point game (1-1-2) vs. DET, Oct. 30...Scored a goal vs. MIN, Nov. 4...Scored a goal in back-to-back games vs. COL, Mar. 22 and at CHI, Mar. 25...Collected 19-11-30 in 47 games with Worcester...Led the AHL Sharks with eight PPGs...Skated in six games with Worcester in its second round playoff series against Providence...Tied for the team lead with four postseason goals.

### 2007-08 HIGHLIGHTS

Skated in 51 games with Ottawa as team captain...Totaled 29-29-58 and a plus-10 rating...Led the 67's in goals and tied for the team lead in points...Also led Ottawa in plus-minus (+10) and PPGs (11)...Recorded a team-leading 2-2-4 in four postseason contests...Assigned to Worcester and had two assists in eight games.

# PACK FACT

Scored 20 plus goals for the second time in his career and set single season career-highs in goals (22) and points (39) last season.

## 2006-07 HIGHLIGHTS

Led Ottawa in goals (46) and points (46-43-89) in 68 games...Selected as a Third-Team OHL All-Star...His 46 goals ranked seventh in the OHL while he tied for eighth in PPGs (21)...Appeared in the OHL All-Star Classic where he tallied (1-1-2)...Named OHL Player of the Week for the week ending Dec. 17...Led Ottawa with five goals (5-1-6) in five playoff games...Played in four regular season games with Worcester (AHL), recording 1-1-2 and four PIM...Skated in six Calder Cup Playoff contests with the Sharks.

## 2005-06 HIGHLIGHTS

Registered 26-31-57 and 113 PIM in 65 games with Ottawa...Won the "Fastest Skater" competition in the Prospects Skills Competition.

## 2004-05 HIGHLIGHTS

Skated in 59 games with Ottawa during his first OHL season...Collected 10-12-22 and 35 PIM...Played for Team Ontario at the Under-17 Tournament.

## INTERNATIONAL CAREER

**2006:** Represented Canada at the IIHF World Under-18 Hockey Championship...Posted 2-1-3 and 10 PIM in seven games.

## PERSONAL

Nickname is "Ginner"...Gary Roberts was his favorite player growing up...Enjoys golf..."Dumb and Dumber" is his favorite movie...Scoring his first NHL goal is his most memorable hockey moment.

## 2015-16 REAL TIME STATS

**GP: 84**

**Hits: 164**

**Shots: 156**

### CAREER HIGHLIGHTS

#### MOST GOALS/GAME:

2 – 8 times (last 3/24/16 at TOR)&

#### MOST SHOTS/GAME:

9 – 3/22/12 at PHX\*

#### LONGEST POINT STREAK:

6 games – 11/27/15 – 12/7/15^

#### MOST ASSISTS/GAME:

2 – 5 times (last 11/27/15 vs. CAR)^

#### LONGEST GOAL STREAK:

3 games – 3 times (last 3/16/16 – 3/20/16)&

#### CAREER HAT TRICKS:

None

#### MOST POINTS/GAME:

3 – 3 times (last 2/1/14 vs. BUF)#

#### LONGEST ASSIST STREAK:

3 games – 2 times (last 3/26/16 – 3/30/16)&

#### MULTIPLE POINT GAMES:

25 – last 3/30/16 vs. CGY&

#### MOST PIM/GAME:

12 – 4/8/10 vs. VAN\*

### FIRSTS

#### FIRST COYOTES GAME:

None

#### FIRST NHL GAME:

10/28/08 vs. PIT\*

#### FIRST COYOTES GOAL:

None

#### FIRST NHL GOAL:

10/30/08 vs. DET\*

#### FIRST COYOTES ASSIST:

None

#### FIRST NHL ASSIST:

10/30/08 vs. DET\*

\*w/SJS

#w/COL

^w/BUF

&w/ANA

## CAREER RECORD

SEASON	TEAM	LEAGUE	GP	REGULAR SEASON								PLAYOFFS				
				G	A	PTS	PP	SH	GW	+/-	PIM	GP	G	A	PTS	PIM
2004-05	Ottawa	OHL	59	10	12	22	3	0	-	4	35	18	4	7	11	0
2005-06	Ottawa	OHL	65	26	31	57	8	2	5	-11	113	6	2	2	4	4
2006-07	Ottawa	OHL	68	46	43	89	21	3	2	-4	49	5	5	1	6	2
	Worcester	AHL	4	1	1	2	0	0	0	-1	4	6	0	0	0	8
2007-08	Ottawa	OHL	51	29	29	58	11	3	6	10	54	4	2	2	4	4
	Worcester	AHL	8	0	2	2	0	0	0	-4	0	8	0	2	2	0
2008-09	San Jose	NHL	35	4	2	6	1	0	1	-6	2	-	-	-	-	-
	Worcester	AHL	47	19	11	30	8	0	1	4	52	6	4	0	4	19
2009-10	San Jose	NHL	59	10	3	13	0	0	2	-3	38	15	0	0	0	8
	Worcester	AHL	27	7	14	21	4	1	3	5	15	-	-	-	-	-
2010-11	San Jose	NHL	49	1	5	6	0	0	0	-6	33	7	0	1	1	30
	Worcester	AHL	30	9	11	20	3	2	2	-7	27	-	-	-	-	-
2011-12	San Jose	NHL	61	12	12	24	3	0	0	1	26	-	-	-	-	-
	Colorado	NHL	17	8	5	13	3	0	2	-4	11	-	-	-	-	-
2012-13	Colorado	NHL	47	11	11	22	3	0	2	-13	26	-	-	-	-	-
2013-14	Colorado	NHL	79	19	19	38	5	0	3	-3	30	7	2	3	5	2
2014-15	Colorado	NHL	19	4	2	6	1	0	0	-9	6	-	-	-	-	-
2015-16	Buffalo	NHL	63	14	13	27	6	0	3	-10	10	-	-	-	-	-
	Anaheim	NHL	21	8	4	12	3	0	2	3	23	7	2	0	2	2
<b>NHL TOTALS</b>			<b>450</b>	<b>91</b>	<b>76</b>	<b>167</b>	<b>25</b>	<b>0</b>	<b>15</b>	<b>-50</b>	<b>205</b>	<b>36</b>	<b>4</b>	<b>4</b>	<b>8</b>	<b>42</b>



# ZBYNEK MICHALEK

Defense / 6'2" / 210 / Shoots: Right

Born: Dec. 23, 1982 / Jindrichuv Hradec, Czech Republic / Age: 33

**DRAFTED - Not drafted**

**ACQUIRED - Signed as a free agent, July 1, 2015**

# 4

## Career vs. NHL

TEAM	GP	G	A	PTS	PIM
ANA	52	4	6	10	28
ARI	4	1	0	1	2
BOS	16	0	3	3	6
BUF	16	1	4	5	0
CGY	37	1	6	7	8
CAR	15	1	6	7	8
CHI	33	2	3	5	26
COL	29	2	5	7	12
CBJ	32	2	2	4	4
DAL	53	2	9	11	22
DET	29	1	5	6	12
EDM	36	3	1	4	12
FLA	17	2	2	4	4
LAK	52	2	15	17	28
MIN	32	1	3	4	6
MTL	17	1	3	4	8
NSH	29	1	6	7	6
NJD	20	1	5	6	6
NYI	18	2	5	7	8
NYR	21	0	4	4	8
OTT	14	3	2	5	6
PHI	17	0	6	6	6
PIT	9	1	3	4	6
SJS	53	3	11	14	32
STL	32	1	4	5	8
TBL	14	0	3	3	10
TOR	14	0	3	3	12
VAN	34	2	5	7	10
WSH	17	0	1	1	12
WPG	19	2	5	7	6
<b>TOTALS</b>	<b>781</b>	<b>42</b>	<b>136</b>	<b>178</b>	<b>322</b>

### 2015-16 HIGHLIGHTS

Appeared in 70 games with the Coyotes...Registered 2-5-7 and 20 PIM...Recorded a plus-three rating...Ranked second among ARI defensemen in plus-minus...Finished first on the team in SH TOI/G (3:07) and SH TOI (218:13) as well as third in blocked shots (125)...Scored the team's first goal of the season at 2:00 in the 1st period at LAK, Oct. 9...It marked the second fastest goal to start a season in WPG/ARI franchise history and the fastest in Coyotes history...Had a two-game point streak (1-1-2) from Oct. 9-14...Earned an assist at NSH, Dec. 1...Scored a goal vs. CHI, Dec. 29...Recorded an assist in back-to-back games vs. MTL, Feb. 15 and vs. DAL, Feb. 18...Skated in his 600th career game with the Coyotes vs. EDM, Mar. 22...Skated in a season-high 23:31 and had four shots vs. WSH, Apr. 2...Tallied an assist at NSH, Apr. 7.

### 2014-15 HIGHLIGHTS

Played in 53 games for the Coyotes and recorded 2-6-8 and 12 PIM...Traded to STL on March 2 in exchange for Maxim Letunov...Played in 15 games for the Blues and posted 2-2-4 and six PIM with a plus-3 rating...Ranked 18th in the NHL in blocked shots (160)...Ranked second on the Coyotes in Sft/G (28.5) and third in TOI/G (21:05)...Led ARI in SH TOI/G (3:08)...Scored his first goal with the Blues and had an assist at DAL, Apr. 3...Scored a goal vs. VAN, Mar. 30...Had 17:14 TOI in his first game with STL vs. MIN, Mar. 14...Scored a goal at OTT, Jan. 31...Had a goal vs. ANA, Dec. 27...Recorded an assist in back-to-back games at CGY and at VAN, Nov. 13-14...His assist vs. the Flames was his 100th with ARI...Played in his 500th career game with the Coyotes vs. NYI, Nov. 8...Had an assist in the season opener vs. WPG, Oct. 9...**2015 Playoffs:** Played in all six games of the WCQF for STL against MIN.

### 2013-14 HIGHLIGHTS

Posted 2-8-10 and 24 PIM in 59 games...Led the team with 165 blocked shots and ranked 13th in the NHL...Ranked second on the team in Sft/G (27.4) and third in TOI/G (20:58)...Led ARI in SH TOI/G (2:55)...Missed 13 games with an injury...Had an assist vs. DAL, Apr. 13...Scored a goal vs. WPG, Apr. 1...Earned an assist at NYR, Mar. 24...Tallied an assist at TBL, Mar. 10...Blocked seven shots at DAL, Feb. 8...Scored a goal vs. PIT, Feb. 1...Tallied an assist vs. BUF, Jan. 30...Blocked a season-high 11 shots at VAN, Jan. 26...Played in his 600th career NHL game vs. VAN, Nov. 5...Blocked seven shots at SJS, Nov. 2...Registered an assist and blocked five shots vs. NSH, Oct. 31.

### 2012-13 HIGHLIGHTS

Recorded 0-2-2 with 14 PIM and was a plus-four in 34 games...Led the team with 87 blocked shots...Second on the team in SH TOI/G (2:57) and third in Sft/G (26.7)...Missed 14 games with an injury (3/12-4/9)...Had a season-high 27:14 TOI at VAN, Feb. 26...Recorded an assist at CGY, Feb. 24...Collected a season-high eight blocked shots at SJS, Feb. 9...Recorded an assist and had five shots vs. MIN, Feb. 4...Played in his 400th career game with PHX vs. EDM, Jan. 30...Blocked five shots vs. LAK, Jan. 26...Skated in 21:54 of ice time and recorded three hits and five blocked shots at SJS, Jan. 24.

### 2011-12 HIGHLIGHTS

Played in 62 games with PIT recording 2-11-13 and 24 PIM...Led the team in blocked shots (144)...Ranked fourth in the NHL in SH TOI/G (3:38)...Ranked fourth on the team in TOI/G (21:38)...Had an assist and season-high plus-3 vs. NYR, Apr. 5...Scored a goal and skated in 25:09 TOI vs. PHX, Mar. 5...Registered an assist and had a season-high five shots vs. TBL, Feb. 12...Played in his 500th NHL game vs. STL, Nov. 23...Had a two-game point streak from Oct. 17-18...Played a season-high 29:20 at MIN, Oct. 18...Scored a goal at WPG, Oct. 17...**2012 Playoffs:** Played in all six games of the ECQF against PHI, registering 0-1-1 and a plus-2 rating...Led the team in shorthanded TOI/G (4:26) and was second in blocked shots (10)...Had an assist in Game 3 of the ECQF at PHI, Apr. 15.

### 2010-11 HIGHLIGHTS

Appeared in 73 games in his first season with PIT and recorded 5-14-19 and 30 PIM...Led the team in blocked shots (149)...Ranked tied for second in the NHL in shorthanded TOI/G (3:46)...Was fourth on the team in TOI/G (21:50)...Had a three-game point streak from Apr. 2-8 (2-1-3)...Scored a PPG and played a season-high 31:37 at NYI, Apr. 8...Had a season-high six shots vs. FLA, Mar. 27...Notched a goal and matched a season-high with a plus-3 rating at OTT, Mar. 15...Had a season-best 1-1-2, including his first goal with PIT vs. BUF, Mar. 8...Posted a three-game assist streak from Feb. 1-4...Had an assist in back-to-back games at FLA, Nov. 22 and vs. CAR, Nov. 19...Registered an assist in his first game with PIT vs. PHI, Oct. 7...**2011 Playoffs:** Played in all seven games of the ECQF against TBL and had one assist...Led the team in TOI/G (27:20) and ranked seventh in the Stanley Cup playoffs...Second on the team in SH TOI/G (3:31)...Had an assist and skated in a playoff high 36:01 TOI in Game 4 of the ECQF at TBL, Apr. 20.

### 2009-10 HIGHLIGHTS

Played in 72 games with PHX, registering 3-14-17 and 30 PIM...Led the team in TOI/G (22:38), SH TOI/G (3:16) and blocked shots (156)...Second on the team in Sft/G (29.9)...Had an assist in back-to-back games vs. VAN, Mar. 10 and at CAR, Mar. 13...Had a season-high five shots vs. STL, Mar. 2...Skated in a season-high 30:01 at CBJ, Dec. 17...Scored a PPG at CBJ, Oct. 28...Notched an assist in three straight games (0-3-3) Oct. 15-22...Had an assist in the season opener at LAK, Oct. 3...**2010 Playoffs:** Had two assists in seven games against DET in the WCQF...Led the team in SH TOI/G (4:08) and second in blocked shots (12)...Had an assist in Game 6 of the WCQF at DET, Apr. 25...Notched an assist in Game 3 at DET, Apr. 18...Made his Stanley Cup playoff debut vs. DET, Apr. 14.

### 2008-09 HIGHLIGHTS

Recorded 6-21-27 and 28 PIM in 82 games with PHX...Led the NHL in blocked shots (271) while appearing in all 82 games...One of only three Coyotes to appear in all 82 games...Played all 82 games for the third time in last four seasons...Led the Coyotes in TOI/G (22:42)...Ranked sixth in the NHL in Sft/G (30.6)...Selected as the Coyotes' Hardest Working Player and as the team's Masterton Trophy nominee...Scored a goal in win at SJS, Apr. 9...Registered a career-high eight SOG at NYI, Mar. 8...Collected a goal, assist and was a plus-3 while playing in his 300th NHL game vs. NYI, Jan. 2...Logged a season-high 29:01 TOI at PHI, Nov. 22...Scored his first goal of the season vs. CHI, Nov. 18...Recorded two assists and was a plus-3 vs. PIT, Oct. 30.

### 2007-08 HIGHLIGHTS

Recorded 4-13-17 and 34 PIM in 75 games with PHX...Led the Coyotes with a career-best plus-9 rating and ranked second on the team in blocked shots (124) and third in TOI/G (21:35)...Ranked 19th in the NHL in Sft/G (29.0)...Tied his career high with two GWGs...Missed the first seven games of the season with an injury before appearing in the final 75 games...Scored the GWG in a 2-0 win vs. STL, Feb. 24...Assisted on the OT GWG at COL, Feb. 4...Scored his second career OT goal and added an assist in a 4-3 win vs. NSH, Jan. 24...Registered his first goal of the season vs. VAN, Dec. 22...Played in his 200th NHL game vs. TOR, Nov. 24...Registered a season-high 28:12 TOI at ANA, Nov. 7.

### 2006-07 HIGHLIGHTS

Played in all 82 games for the second consecutive season with PHX, recording 4-24-28...One of only two Coyotes to appear in all 82 games...Ranked tied for second on the team in assists (24) and power-play points (11), second in power-play assists (11) and tied for fifth in points...Among Coyotes defensemen, ranked first in assists and second in points...Also led the team in TOI/G (23:39) and in blocked shots (167)...Ranked ninth in the NHL in Sft/G (30.8) and tied for 16th in blocked shots (167)...Finished the season having played in 178 consecutive games...Set new career highs in points (28), assists (24), and shots (144)...Led the team in TOI 32 times during season, including 10 times in an 11-game stretch from Nov. 25-Dec. 21...Registered five multi-point games and four multi-assist games...Picked up two assists and led the team in TOI (26:53) in a 3-2 win over LAK, Jan. 20...Notched a goal and an assist vs. SJS, Dec. 30...It was his second consecutive two-point game after recording two assists at SJS, Dec. 28...Tied career high with a four-game point streak (1-5-6) from Dec. 26-Jan. 1...Recorded the first three-point game of his career with a goal and two assists vs. LAK, Nov. 30.

### 2005-06 HIGHLIGHTS

Played in all 82 games for PHX, collecting 9-15-24 and 62 PIM...One of only three Coyotes to play in all 82 games...Among NHL rookie defensemen, ranked tied for fourth in goals (9), tied for 13th in assists (15), tied for 11th in points (24), tied for third in PPGs (5), tied for 12th in plus/minus (plus-4), fourth in TOI/G (22:49) and first in blocked shots (166)...Led all NHL rookies and Coyotes in blocked shots (166)...Led Coyotes in TOI/G (22:49)...Among Coyotes defensemen, ranked second in goals (9), first in plus/minus (plus-4) and second in shots (105)...Led team in ice time in 38 of the final 60 games of season...Skated Coyotes' season-high 31:19 and was a plus-2 in 4-3 shootout win vs. EDM, Jan. 21...Scored a goal and led Coyotes with 26:46 TOI and four blocked shots in 6-3 win vs. FLA, Jan. 19...Scored GWG in 2-1 OT win vs. ANA, Nov. 12...Compiled four-game point streak (1-3-4) from Oct. 20-27...Scored first goal as Coyote in 3-2 vs. CGY, Oct. 27...Recorded assist in third straight game with helper on OT GWG in 5-4 win vs. STL, Oct. 25...Recorded first point as Coyote with assist in 5-4 SOL vs. NSH, Oct. 13...Switched No. from 39 to 4 prior to game vs. NSH, Oct. 13...Played first game as Coyote at VAN, Oct. 5.



# PACK FACT

Has blocked 1,375 shots in 595 games since 2007-08, which ranks 2nd among active NHL defensemen.

## 2004-05 HIGHLIGHTS

Collected 7-17-24 and 48 PIM in 76 games with Houston (AHL)...Among team defensemen, ranked second in assists and third in points...Set AHL career highs in goals, assists and points...Scored five PPGs...**2005 Playoffs:** Played in all five games and tied for team lead in scoring with 1-2-3.

## 2003-04 HIGHLIGHTS

Split season between MIN and Houston (AHL)...Began season with Houston and recalled by MIN on three different occasions...In his first NHL season, played in 22 games and recorded 1-1-2, four PIM and 14:13 TOI...Made NHL debut vs. PIT, Jan. 16...Collected first NHL point (goal) at SJS, Mar. 10...Recorded first NHL assist vs. DAL, Apr. 2...In 55 games with Houston (AHL), recorded 5-16-21 and 32 PIM...Three of his five goals came on the power-play.

## 2002-03 HIGHLIGHTS

Played in 62 regular season games with Houston (AHL), registering 4-10-14 and 26 PIM in his first pro season...Ranked third on team in plus/minus (plus-16)...Two of his four goals were GWGs...**2003 Playoffs:** Won 2003 Calder Cup Championship with Houston as Aeros defeated Hamilton four games to three...Collected 1-1-2 and six PIM while playing in all 23 playoff games.

## 2001-02 HIGHLIGHTS

Prior to start of season, signed by MIN as a free agent, Sept. 29, 2001...In his final season in junior hockey, recorded 16-35-51 and 54 PIM in 68 games with Shawinigan (QMJHL)...Ranked tied for third on team in PPGs (14), tied for fifth in assists and sixth in points...Finished second among club defensemen in goals, assists and points...**2002 Playoffs:** Ranked third on team in playoff points with 8-9-17 in 12 games.

## INTERNATIONAL CAREER

**2014:** Played in five games and recorded 0-1-1 for the Czech Republic at the Olympics in Sochi, Russia...**2013:** Played in eight games and registered 3-1-4 with the Czech Republic at the IIHF World Championship in Stockholm, Sweden and Helsinki, Finland...**2011:** Helped lead the Czech Republic to a bronze medal at the IIHF World Championship in Slovakia...Played in eight games recording one assist and six PIM...**2010:** Played in five games for the Czech Republic at the Olympic Games in Vancouver...**2008:** Played for the Czech Republic at the IIHF World Championship in Halifax and Quebec City, appearing in seven games...**2007:** Played for Team Czech Republic at IIHF World Championship in Moscow...Registered an assist in seven games...**2006:** Represented the Czech Republic at the IIHF World Championship in Latvia, recording three goals and six PIM in nine games to help team win the silver medal.

## PERSONAL

Zbynek and his wife, Helena, have a son named Andreas and a daughter named Ella...His brother Milan is a member of the Toronto Maple Leafs...Likes to vacation in Croatia...His favorite bands are Green Day and Nickelback...Favorite movie is "Legends of the Fall"...His favorite player growing up was Jaromir Jagr...Played soccer growing up...His favorite hockey moments were playing in the 2006 IIHF World Championship Final and playing his first NHL game...Enjoys playing tennis.

## 2015-16 REAL TIME STATS

**Shots: 69**

**Hits: 84**

**Blocks: 125**

### CAREER HIGHLIGHTS

### FIRSTS

#### MOST GOALS/GAME:

1 – 42 times (last 12/29/15 vs. CHI)+

#### MOST ASSISTS/GAME:

2 – 5 times (last 10/30/08 vs. PIT)+

#### MOST POINTS/GAME:

3 – 11/30/06 vs. LAK+

#### MOST PIM/GAME

4 – 17 times (last 11/19/15 at MTL)+

#### MOST SHOTS/GAME:

8 – 3/8/09 at NYI+

#### LONGEST GOAL STREAK:

2 games – 3/13/11 – 3/15/11^

#### LONGEST ASSIST STREAK:

4 games – 12/26/06 – 1/1/07+

#### LONGEST POINT STREAK:

4 games – 12/26/06 – 1/1/07+

#### CAREER HAT TRICKS:

None

#### MULTIPLE POINT GAMES:

10 (last 4/3/15 at DAL)#

#### FIRST COYOTES GAME:

10/5/05 at VAN

#### FIRST COYOTES GOAL:

10/27/05 vs. CGY

#### FIRST COYOTES ASSIST:

10/13/05 vs. NSH

#### FIRST NHL GAME:

01/16/04 vs. PIT\*

#### FIRST NHL GOAL:

03/9/04 at SJ\*

#### FIRST NHL ASSIST:

04/2/04 vs. DAL\*

\* w/MIN

+ w/ARI

^ w/PIT

# w/STL

## CAREER RECORD

SEASON	TEAM	LEAGUE	GP	REGULAR SEASON								PLAYOFFS				
				G	A	PTS	PP	SH	GW	+/-	PIM	GP	G	A	PTS	PIM
1999-00	Karlovy Vary Jr.	Czech Jr.	40	2	10	12	-	-	-	-	20	-	-	-	-	-
2000-01	Shawinigan	QMJHL	69	10	29	39	-	-	-	-	52	3	0	0	0	0
2001-02	Shawinigan	QMJHL	68	16	35	51	-	-	-	-	54	12	8	9	17	17
2002-03	Houston	AHL	62	4	10	14	-	-	-	-	26	23	1	1	2	6
2003-04	Minnesota	NHL	22	1	1	2	0	0	0	-7	4	-	-	-	-	-
	Houston	AHL	55	5	16	21	-	-	-	-	32	2	1	0	1	0
2004-05	Houston	AHL	76	7	17	24	-	-	-	-	48	5	1	2	3	4
2005-06	Phoenix	NHL	82	9	15	24	5	0	2	4	62	-	-	-	-	-
2006-07	Phoenix	NHL	82	4	24	28	3	0	0	-20	34	-	-	-	-	-
2007-08	Phoenix	NHL	75	4	13	17	0	0	2	9	34	-	-	-	-	-
2008-09	Phoenix	NHL	82	6	21	27	0	0	0	-13	28	-	-	-	-	-
2009-10	Phoenix	NHL	72	3	14	17	2	0	1	5	30	7	0	2	2	2
2010-11	Pittsburgh	NHL	73	5	14	19	1	0	2	0	30	7	0	1	1	0
2011-12	Pittsburgh	NHL	62	2	11	13	0	0	0	0	24	6	0	1	1	0
2012-13	Phoenix	NHL	34	0	2	2	0	0	0	4	14	-	-	-	-	-
2013-14	Phoenix	NHL	59	2	8	10	0	0	1	6	24	-	-	-	-	-
2014-15	Arizona	NHL	53	2	6	8	0	0	0	-6	-	-	-	-	-	12
	St. Louis	NHL	15	2	2	4	0	0	0	3	6	6	0	0	0	4
2015-16	Arizona	NHL	70	2	5	7	0	0	0	3	20	-	-	-	-	-
<b>FRANCHISE TOTALS</b>			<b>609</b>	<b>32</b>	<b>108</b>	<b>140</b>	<b>10</b>	<b>0</b>	<b>6</b>	<b>-8</b>	<b>258</b>	<b>7</b>	<b>0</b>	<b>2</b>	<b>2</b>	<b>2</b>
<b>NHL TOTALS</b>			<b>781</b>	<b>42</b>	<b>136</b>	<b>178</b>	<b>11</b>	<b>0</b>	<b>8</b>	<b>-12</b>	<b>322</b>	<b>26</b>	<b>0</b>	<b>4</b>	<b>4</b>	<b>6</b>



# CONNOR MURPHY

Defense / 6'4" / 215 / Shoots: Right

Born: March 26, 1993 / Dublin, Ohio / Age: 23

**DRAFTED** - Phoenix's 1st choice (1st round, 20th overall) in the 2011 Entry Draft

# 5

## Career vs. NHL

TEAM	GP	G	A	PTS	PIM
ANA	12	0	1	1	14
ARI	-	-	-	-	-
BOS	3	0	0	0	0
BUF	5	1	1	2	6
CGY	11	0	1	1	10
CAR	4	1	1	2	0
CHI	7	2	0	2	10
COL	7	0	2	2	0
CBJ	5	0	0	0	4
DAL	9	1	2	3	2
DET	4	0	0	0	0
EDM	11	1	1	2	6
FLA	4	0	1	1	2
LAK	9	0	1	1	6
MIN	8	0	1	1	2
MTL	5	0	1	1	2
NSH	5	0	0	0	6
NJD	5	0	0	0	0
NYI	4	0	1	1	0
NYR	4	0	0	0	0
OTT	5	0	0	0	8
PHI	5	1	2	3	0
PIT	5	0	0	0	2
SJS	12	0	1	1	4
STL	4	0	1	1	0
TBL	5	1	0	1	5
TOR	5	1	0	1	2
VAN	8	0	2	2	7
WSH	4	1	0	1	0
WPG	6	1	1	2	2
<b>TOTALS</b>	<b>181</b>	<b>11</b>	<b>21</b>	<b>32</b>	<b>100</b>

### 2015-16 HIGHLIGHTS

Recorded 6-11-17 and 48 PIM in 78 games...Established career highs in games played, goals, assists, points and PIM... Finished tied for third on the team in plus-minus (+5)...Ranked third on the team in TOI/G (20:30) and TOI (1,599:45), second in shifts/game (28.9), hits (175) and blocked shots (139)...Finished tied for second among team defensemen in goals and third in points...Registered a career-high 101 shots...Scored his first career PPG at WPG, Nov. 21... Collected 0-2-2 vs. COL, Nov. 5...Was plus-3 vs. NSH, Jan. 9...Finished plus-3 vs. EDM, Mar. 22...Skated in a career-high 28:26 of ice time vs. PHI, Mar. 26.

### 2014-15 HIGHLIGHTS

Played in a career-high 73 games and posted 4-3-7 and 42 PIM...Ranked second on the team in blocked shots (142) and fifth on the team in hits (137)...Finished fifth on the team in SH TOI (125:57)... Recorded a career-high 72 shots...Played in his 100th career NHL game vs. SJS, Apr. 4...Scored a goal vs. BUF, Mar. 30...Scored a goal at PHI, Jan. 27...Tallied an assist at EDM, Dec. 23...Had an assist at VAN, Nov. 14...Recorded 1-1-2 vs. DAL, Nov. 11...Scored his first goal of the season and was a plus-2 vs. EDM, Oct. 15.

### 2013-14 HIGHLIGHTS

Played in 30 games in his first NHL season posting 1-7-8 and a plus-5 rating...Recorded 0-13-13 and 48 PIM in 36 games with Portland (AHL)...Had an assist vs. CGY, Jan. 7...Notched two assists in his first career multi-point game vs. PHI, Jan. 4...Had a three-game point streak Dec. 12-17...Recorded his first career NHL assist vs. NYI, Dec. 12...Skated in a career-high 26:50 of ice time at COL, Dec. 10...Scored his first career goal and skated in 22:32 of ice time in his NHL debut vs. TBL, Nov. 16.

### 2012-13 HIGHLIGHTS

Played in 33 games as an alternate captain with Sarnia (OHL), recording 6-12-18 and 32 PIM...Scored four PPGs.

### 2011-12 HIGHLIGHTS

Registered 8-18-26 and 26 PIM in 35 games with Sarnia...Set OHL career highs in games played, goals, assists and points... Made his OHL postseason debut, totaling 1-2-3 and six PIM in six postseason contests...Ranked second among Sting defensemen in points...Led team defensemen in postseason scoring...Notched his first OHL goal at Erie, Jan. 6.

### 2010-11 HIGHLIGHTS

Played in nine games for the U.S. NTDP, totaling 3-1-4 and a plus-6 rating...Played in 13 games with the U.S. NTDP U-18 Team, recording 3-3-6.

### 2009-10 HIGHLIGHTS

Appeared in six games with the U.S. NTDP U-17 Team and scored one goal.

### INTERNATIONAL CAREER

**2016:** Recorded 3-2-5 in 10 games as an alternate captain for Team USA at the IIHF World Championship in Russia...**2015:** Played in 10 games for Team USA at the IIHF World Championship in the Czech Republic...Won a bronze medal...**2014:** Played in five games for Team USA at the IIHF World Championship in Belarus...**2013:** Totaled 0-1-1 in seven games with the gold medal winning U.S. Team at the 2013 World Junior Championships in Russia...**2011:** Won a gold medal with Team USA at the 2011 U18 World Junior Championship...Was named player of the game after scoring the gold-medal winning OT goal, helping Team USA defeat Team Sweden 4-3.

### PERSONAL

Nickname is "Murph"...His favorite player growing up was Nicklas Lidstrom...Favorite band is Mumford and Sons and his favorite movie is "Dumb & Dumber"...Enjoys playing all sports...His father Gord played 14 seasons in the NHL (Philadelphia, Boston, Florida and Atlanta) as a defensemen...Gord is an assistant coach with Philadelphia.

# PACK FACT

Finished second on the Coyotes in blocked shots (139) and hits (175) in 2015-16.

## 2015-16 REAL TIME STATS

**Shots: 101**

**Hits: 175**

**Blocks: 139**

### CAREER HIGHLIGHTS

### FIRSTS

**MOST GOALS/GAME:**

1 – 11 times (last 4/5/16 at CHI)

**MOST SHOTS/GAME:**

4 – 9 times (last 4/4/16 at STL)

**CAREER HAT TRICKS:**

None

**FIRST COYOTES GAME:**

11/16/13 vs. TBL

**FIRST NHL GAME:**

11/16/13 vs. TBL

**MOST ASSISTS/GAME:**

2 – 2 times (last 11/5/15 vs. COL)

**LONGEST GOAL STREAK:**

None

**MULTIPLE POINT GAMES:**

3 – last 11/5/15 vs. COL

**FIRST COYOTES GOAL:**

11/16/13 vs. TBL

**FIRST NHL GOAL:**

11/16/13 vs. TBL

**MOST POINTS/GAME:**

2 – 3 times (last 11/5/15 vs. COL)

**LONGEST ASSIST STREAK:**

3 games – 12/12/13-12/17/13

**FIRST COYOTES ASSIST:**

12/12/13 vs. NYI

**FIRST NHL ASSIST:**

12/12/13 vs. NYI

**MOST PIM/GAME:**

6 – 11/27/15 vs. CGY

**LONGEST POINT STREAK:**

3 games – 12/12/13-12/17/13

## CAREER RECORD

### REGULAR SEASON

### PLAYOFFS

SEASON	TEAM	LEAGUE	GP	G	A	PTS	PP	SH	GW	+/-	PIM	GP	G	A	PTS	PIM
2009-10	USNTDP Juniors	USHL	2	0	0	0	0	0	0	-	0	-	-	-	-	-
	U.S. National U-17	USDP	6	1	0	1	0	0	0	-	2	-	-	-	-	-
2010-11	USNTDP Juniors	USHL	9	3	1	4	0	1	0	-	6	-	-	-	-	-
	U.S. National U-18	USDP	13	3	3	6	0	0	0	-	0	-	-	-	-	-
2011-12	Sarnia	OHL	35	8	18	26	6	0	2	-	26	6	1	2	3	6
2012-13	Sarnia	OHL	33	6	12	18	4	0	0	14	32	-	-	-	-	-
2013-14	Portland	AHL	36	0	13	13	0	0	0	-1	48	-	-	-	-	-
	Phoenix	NHL	30	1	7	8	0	0	1	5	10	-	-	-	-	-
2014-15	Arizona	NHL	73	4	3	7	0	0	0	-27	42	-	-	-	-	-
2015-16	Arizona	NHL	78	6	11	17	1	0	1	5	48	-	-	-	-	-
<b>FRANCHISE &amp; NHL TOTALS</b>			<b>181</b>	<b>11</b>	<b>21</b>	<b>32</b>	<b>1</b>	<b>0</b>	<b>2</b>	<b>-17</b>	<b>100</b>	-	-	-	-	-



# BRAD RICHARDSON

Center / 6'0" / 194 / Shoots: Left

Born: February 4, 1985 / Belleville, Ontario / Age: 31

**DRAFTED** - Colorado's 4th choice (5th round, 163rd overall) in the 2003 Entry Draft  
**ACQUIRED** - Signed as a free agent July 1, 2015

# 15

## Career vs. NHL

TEAM	GP	G	A	PTS	PIM
ANA	37	3	5	8	43
ARI	36	5	6	11	16
BOS	9	1	4	5	4
BUF	9	3	1	4	4
CGY	37	4	8	12	32
CAR	10	2	1	3	13
CHI	26	3	4	7	14
COL	22	5	3	8	12
CBJ	22	4	4	8	6
DAL	33	3	5	8	29
DET	26	3	4	7	6
EDM	45	5	12	17	4
FLA	8	0	1	1	6
LAK	17	2	1	3	12
MIN	32	7	8	15	6
MTL	12	2	1	3	6
NSH	23	1	2	3	6
NJD	10	0	1	1	9
NYI	10	2	2	4	6
NYR	9	0	2	2	6
OTT	11	4	2	6	6
PHI	12	1	1	2	0
PIT	7	3	1	4	0
SJS	38	2	8	10	30
STL	27	1	6	7	9
TBL	7	1	0	1	0
TOR	11	0	7	7	2
VAN	27	3	5	8	6
WSH	9	1	1	2	0
WPG	9	2	1	3	9
<b>TOTALS</b>	<b>591</b>	<b>73</b>	<b>107</b>	<b>180</b>	<b>302</b>

## 2015-16 HIGHLIGHTS

Registered 11-20-31 in his first season with ARI...1 of 2 Coyotes to play in all 82 games...Ranked second on the team in plus-minus (+8)...Won 54.4% of his face-offs...Owned a 55.5 Road FO%...Scored three GWGs and had four multi-point games...Tied for first on ARI in road plus-minus (+2)...Scored first goal with ARI at OTT, Oct. 24...Scored a goal at LAK, Nov. 10...Tallied two assists vs. EDM, Nov. 12... Won 67% (6/9) of his face-offs at WPG, Nov. 21...Earned an assist in back-to-back games vs. ANA, Nov. 25 and vs. CGY, Nov. 27...Collected two assists and won 79% (15/19) of his face-offs vs. TOR, Dec. 22...Registered 1-1-2 at EDM, Jan. 2...Recorded a three-game point streak (1-3-4) from Dec. 31-Jan. 4...Skated in a season-high 20:27 TOI at EDM, Jan. 2...Tallied his 100th career NHL assist at VAN, Jan. 4... Won 80% (8/10) of his face-offs vs. BUF, Jan. 18...Scored a goal vs. SJS, Jan. 21...Had a two-game point streak (1-1-2) from Jan. 21-23... Won 71 % (10/14) of his face-offs at MIN, Jan. 25... Won 82% (9/11) of his face-offs at WPG, Jan. 26... Won 73% (11/15) of his face-offs at ANA, Feb. 5...Notched a goal at PHI, Feb. 27... Won 80% (8/10) of his face-offs at VAN, Mar. 9...Scored two goals at CGY, Mar. 11... Won 73% (8/11) of his face-offs at EDM, Mar. 12... Won 78% (7/9) of his face-offs vs. EDM, Mar. 22...Had a goal vs. WSH, Apr. 2...Scored a goal at CHI, Apr. 5...Earned a point in two straight games (1-1-2) from Apr. 5-7...Won 93% (13/14) of his face-offs at SJS, Apr. 9.

## 2014-15 HIGHLIGHTS

Skated in 45 games and posted 8-13-21 and 34 PIM...Ranked second among Canucks forwards in SH TOI/G (1:57)...Recorded five multi-point games...Scored a goal and had an assist vs. ARI, Dec. 22...Scored twice and had an assist at PIT, Dec. 4...Had a goal and an assist at CBJ, Nov. 28...Notched two goals vs. CAR, Oct. 28...Dished out two assists at CGY, Oct. 8.

## 2013-14 HIGHLIGHTS

Appeared in 73 games in his first season with VAN, collecting 11-12-23 and 63 hits...Ranked third among Canucks with 533 face-off wins...Scored his second GWG of the season and had a season high six shots, Apr. 5 vs LAK...Notched one goal, recorded two hits and won 10 face-offs, vs. ANA, Mar. 29...Finished plus-4 with two points (1-1-2), vs. BUF, Mar. 23...Recorded his first PPG as a Canuck and second of his career, vs. WPG, Dec. 22...Collected two points (0-2-2), winning 13 face-offs, vs. BOS, Dec. 14...Posted his first multi-point game of the season, recording two assists, vs. TOR, Nov. 2...Scored the GWG in overtime, at NYI, Oct. 22...Appeared in his 400th career game, recording a goal and finishing plus-2, at PIT, Oct. 19...Recorded his second SHG of the season at BUF, Oct. 17...Scored his first goal as a Canuck (SHG) vs. EDM, Oct. 5.

## 2012-13 HIGHLIGHTS

Appeared in 16 games with LAK, registering six points (1-5-6) and 10 PIM...Recorded two assists and was plus-2 vs. SJS, Apr. 27...Collected an assist and added three hits vs. CBJ, Apr. 18...Recorded his 100th career point at DAL, Mar. 31...**2013 Playoffs:** Skated in 11 playoff games with the Kings, collecting an assist.

## 2011-12 HIGHLIGHTS

Averaged 12:01 TOI and recorded eight points (5-3-8) in 59 regular season games with the Kings...Recorded two goals at MIN, Mar. 31...Registered his sixth career SHG in his 200th NHL game with LAK vs. DAL, Dec. 10...**2012 Playoffs:** Dressed in 13 playoff games, helping the Kings to their first Stanley Cup Championship.

## 2010-11 HIGHLIGHTS

Recorded 19 points (7-12-19) in 68 regular season games...Collected two points (1-1-2) vs. DET, Feb. 28 ...Played in 300th NHL game vs. COL, Feb. 26...Recorded first career hat trick, including a SHG and a GWG at COL, Oct. 23...**2011 Playoffs:** Tied for the club lead in points with five (2-3-5) and led the Kings in shots (17) during the postseason.

## 2009-10 HIGHLIGHTS

Posted a career high in points (27), assists (16) and games played in a season (81)...Was the Kings' nominee for the 2009-10 Bill Masterton Memorial Trophy...Helped the Kings to a 10-0-1 record when he scored...Finished third on the Kings in GWGs (4)...Recorded two assists at MIN, Mar. 29...Collected 13 points (4-9-13) and was plus-10 in a 16-game span from Dec. 15-Jan. 23...Recorded two points (1-1-2) at DET, Jan. 23...Tallied two assists vs. BOS, Jan. 16...Scored a point-per-game (2-6-8 in eight games) from Dec. 15-Jan. 4...Led the Kings with 11 points in the month of December (5-6-11)...Registered two assists vs. MIN, Dec. 28...Recorded two points (1-1-2) at EDM, Dec. 15...Played in 200th NHL game vs. DAL, Dec. 12...Posted a three-game scoring streak (3-1-4) from Dec. 1-5...Scored a SHG vs. STL, Dec. 5...Collected first goal of the season and added an assist at ANA, Dec. 1...**2010 Playoffs:** Skated in six games and posted 1-1-2...Scored the GWG vs. VAN, Apr. 19 in the WCQF.

## 2008-09 HIGHLIGHTS

Appeared in 31 games and had five assists...Recorded first point with LAK at NSH, Oct. 25...Missed 22 games due to injury.

## 2007-08 HIGHLIGHTS

Split the season with Colorado (NHL) and Lake Erie (AHL)...Played in 22 games with COL and posted 2-3-5...Ranked fourth on Lake Erie in points, tied for third on the club in assists and tied for second in power play points (20)...Led Lake Erie in points per game (1.05)...Had five three-point games, one four-point game and one five-point game with Lake Erie...Was recalled from Lake Erie three times during the season.



# PACK FACT

Played in all 82 games for the first time in his 11-year career and set a career-high with 31 points in 2015-16.

## 2006-07 HIGHLIGHTS

Scored a career-high 14 goals and totaled 22 points in his second season with COL...Collected 19 of his 22 points on the road...Led COL in SHGs (3)...Became the first Avalanche player to score three SHGs in a single season since Joe Sakic tallied three in 2000-01...Recorded first career OT goal at DET, Mar. 4...Collected a career best three-assists at EDM, Dec. 19...Posted first career multi-point game at MIN, Oct. 5.

## 2005-06 HIGHLIGHTS

Posted 13 points (3-10-13) and 12 PIM in his first NHL season with COL...Collected first career NHL goal and first career multi-point game (1-1-2) vs. VAN, Jan. 28...Recorded first NHL assist vs. STL, Jan. 9...Made NHL debut vs. VAN, Nov. 27...Made NHL playoff debut...**2006 Playoffs:** Collected first playoff goal vs. DAL, Apr. 28.

## 2004-05 HIGHLIGHTS

Collected 97 points (41-56-97) and 60 PIM in final year with Owen Sound (OHL)...Ranked third in the OHL in points, tied for third in goals, sixth in assists and second in GWGs (nine)...Was runner-up for OHL's Most Outstanding Player Award...Won Jerry Reid Memorial Award as Owen Sound's Team MVP...Selected as an OHL Third Team All-Star.

## PERSONAL

Nickname is "Richie"...Favorite movie is Dumb & Dumber...Favorite sport other than hockey is golf...Favorite pro athlete is Tiger Woods...Favorite hockey player growing up was Wayne Gretzky...Favorite food is sushi...Favorite vacation spot is the Bahamas...If not a hockey player he would be a golfer...Loves water sports. Brad and his wife Lauren have a daughter, Lexi.

2015-16 REAL TIME STATS					
GP: 82		FOW: 523		Shots: 117	
CAREER HIGHLIGHTS			FIRSTS		
MOST GOALS/GAME: 3 – 10/23/10 at COL^	MOST PIM/GAME: 10 – 12/30/09 at CGY^	LONGEST POINT STREAK: 3 games – 4 times (last 12/31/15-1/4/16)%	FIRST COYOTES GAME: 10/9/15 at LAK	FIRST NHL GAME: 11/27/05 vs. VAN*	
MOST ASSISTS/GAME: 3 – 12/19/06 at EDM*	MOST SHOTS/GAME: 7 – 11/18/06 at MIN*	CAREER HAT TRICKS: 1 – 10/23/10 at COL^	FIRST COYOTES GOAL: 10/24/15 at OTT	FIRST NHL GOAL: 1/28/06 vs. VAN*	
MOST POINTS/GAME: 3 – 3 times (last 12/4/14 at PIT)^	LONGEST GOAL STREAK: 3 games – 12/1/09-12/5/09^	MULTIPLE POINT GAMES: 28 – last 3/11/16 at CGY%	FIRST COYOTES ASSIST: 10/15/15 vs. MIN	FIRST NHL ASSIST: 1/9/06 vs. STL*	
LONGEST ASSIST STREAK: 3 games – 12/31/15-1/4/16%					

\*w/COL

^w/LAK

#w/VAN

%w/ARI

## CAREER RECORD

SEASON	TEAM	LEAGUE	GP	REGULAR SEASON							PIM	PLAYOFFS				
				G	A	PTS	PP	SH	GW	+/-		GP	G	A	PTS	PIM
2001-02	Owen Sound	OHL	58	12	21	33	3	0	-	-16	20	-	-	-	-	-
2002-03	Owen Sound	OHL	67	27	40	67	6	2	-	-10	54	4	1	1	2	10
2003-04	Owen Sound	OHL	15	7	9	16	5	0	-	2	4	-	-	-	-	-
2004-05	Owen Sound	OHL	68	41	56	97	14	2	-	26	60	8	6	4	10	8
2005-06	Colorado	NHL	41	3	10	13	1	0	0	0	12	9	1	0	1	6
	Lowell	AHL	29	4	13	17	2	0	0	-3	20	-	-	-	-	-
2006-07	Colorado	NHL	73	14	8	22	0	3	3	4	28	-	-	-	-	-
	Albany	AHL	3	0	1	1	0	0	0	-4	2	-	-	-	-	-
2007-08	Colorado	NHL	22	2	3	5	0	0	0	8	-	-	-	-	-	-
	Lake Erie	AHL	38	14	26	40	7	2	0	-8	18	-	-	-	-	-
2008-09	Los Angeles	NHL	31	0	5	5	0	0	0	-6	11	-	-	-	-	-
	Manchester	AHL	3	1	2	3	0	0	0	-3	0	-	-	-	-	-
2009-10	Los Angeles	NHL	81	11	16	27	0	1	4	1	37	6	1	1	2	2
2010-11	Los Angeles	NHL	68	7	12	19	0	1	1	-13	47	6	2	3	5	2
2011-12	Los Angeles	NHL	59	5	3	8	0	1	0	-6	30	13	1	0	1	4
2012-13	Los Angeles	NHL	16	1	5	6	0	0	0	2	10	11	0	1	1	0
2013-14	Vancouver	NHL	73	11	12	23	1	2	2	1	39	-	-	-	-	-
2014-15	Vancouver	NHL	45	8	13	21	0	1	1	0	34	5	0	0	0	15
2015-16	Arizona	NHL	82	11	20	31	0	0	3	8	46	-	-	-	-	-
<b>FRANCHISE TOTALS</b>			<b>82</b>	<b>11</b>	<b>20</b>	<b>31</b>	<b>0</b>	<b>0</b>	<b>3</b>	<b>8</b>	<b>46</b>	<b>-</b>	<b>-</b>	<b>-</b>	<b>-</b>	<b>-</b>
<b>NHL TOTALS</b>			<b>591</b>	<b>73</b>	<b>107</b>	<b>180</b>	<b>2</b>	<b>9</b>	<b>14</b>	<b>-12</b>	<b>302</b>	<b>50</b>	<b>5</b>	<b>5</b>	<b>10</b>	<b>29</b>

# TOBIAS RIEDER

Right Wing / 5'11" / 190 / Shoots: Left

Born: January 10, 1993 / Landshut, Germany / Age: 23

**DRAFTED** - Edmonton's 7th choice (4th round, 114th overall) in the 2011 Entry Draft  
**ACQUIRED** - From Edmonton in exchange for Kale Kessy, Mar. 29, 2013

## 2015-16 HIGHLIGHTS

Played in a career-high 82 games, recording 14-23-37 and 10 PIM...Was 1 of 2 Coyotes to appear in all 82 games... Established career highs in goals (14), assists (23), points (37) and PPGs (2)...Has skated in 154 consecutive games since making his NHL debut on Nov. 2, 2014 at WSH...Played in his 100th career NHL game at STL, Dec. 8...His 189 shots led ARI forwards and ranked second on the team... Had 1-1-2 at LAK, Oct. 9... Had a PPG vs. BOS, Oct. 17...Skated in a career-high 22:47 TOI at WPG, Nov. 21...Scored two goals vs. CBJ, Dec. 17...Totalled 0-3-3 vs. CHI, Dec. 29... Tallied 0-2-2 at VAN, Jan. 4... Collected 2-1-3 and seven shots vs. NSH, Jan. 9...Scored a PPG at VAN, Mar. 9...Scored the GWG vs. EDM, Mar. 22... Recorded a three-game point streak (2-2-4) Oct. 9-14 to open the season...Had an assist (0-3-3) in three straight games Nov. 10-14.

## 2014-15 HIGHLIGHTS

Recorded 13-8-21 in 72 games as a rookie...His 13 goals were tied for the most by a Coyotes rookie since the team arrived in ARI (Carcillo (13) 2007-08)...Led the team and all NHL rookies in shorthanded goals (3)...Tied for second on the team and ranked fourth among NHL rookies in shots (189)...Ranked fourth among NHL rookies in TOI/G (16:53)...Scored a goal at PIT, Mar. 28...Notched a SHG vs. PIT, Mar. 21...Scored a goal vs. CHI, Mar. 12...Had a goal vs. VAN, Mar. 5...Scored a goal vs. ANA, Mar. 3...Recorded a goal at CBJ, Feb. 3...Scored a goal at PHI, Jan. 27...Scored a goal at WPG, Jan. 18... Posted 1-1-2 vs. CBJ, Jan. 3...Scored two SHGs in 58 seconds at EDM, Dec. 1...Became the first rookie and just the second player in franchise history to score two shorthanded goals in a game (Keith Tkachuk – Apr. 7, 1995)...Per Elias, Rieder's two SHGs in 58 seconds were the fastest two SHGs ever scored by an NHL rookie...Scored a goal vs. COL, Nov. 25...Earned his first career NHL assist at VAN, Nov. 14...Made his NHL debut and scored his first career goal at WSH, Nov. 2...Recalled from Portland (AHL) on Nov. 2...Skated in nine games for the Pirates and recorded 4-1-5, including two shorthanded goals.

## 2013-14 HIGHLIGHTS

Skated in 64 games with Portland (AHL), recording 28-20-48 and 10 PIM...Made his professional debut and scored two goals on Oct. 9 versus Manchester...Notched 2-1-3 on Feb. 27 versus Worcester...Had 11 multi-point games...Ranked third among all Pirates in total points and second in goals...Recorded a five-game point streak (4-3-7) from Mar. 26 to Apr. 2.

## 2012-13 HIGHLIGHTS

Appeared in 52 games with Kitchener (OHL) as an Assistant Captain, recording 27-29-56 and 12 PIM...Led the team in points and ranked second in goals and assists...Registered 2-10-12 and four PIM in nine postseason games with the Rangers... Ranked first on the team in postseason assists and tied for first in points...Notched a five-game goal streak (8-2-10) from Feb. 1 –10...Registered a 12-game point streak (14-5-19) from Jan. 13 – Feb. 10...Collected 16 multi-point games... Recorded a hat trick (3-1-4) on Feb. 3 vs. Erie.

## 2011-12 HIGHLIGHTS

Skated in 60 games with Kitchener, totaling 42-43-85 and 25 PIM...Led the Rangers in points and goals...Ranked third on the team in assists...Named OHL Playoff Player of the Week for Apr. 16–22 after collecting 4-3-7 in three games...Recorded 27 multi-point games.

## 2010-11 HIGHLIGHTS

Made his OHL debut with Kitchener...Appeared in 65 games, registering 23-26-49 and 35 PIM...Ranked sixth on the team in points and fifth in goals...Notched 0-2-2 and four PIM in seven postseason games...Scored his first OHL goal in his first OHL multi-point game (1-2-3) vs. Saginaw on Sept. 24.

## 2009-10 HIGHLIGHTS

Played in five games with EV Landshut U18, recording 6-3-9 and 25 PIM...Skated in four postseason games with the team, totaling 5-1-6 and two PIM...Notched 10-13-23 and 28 PIM in 45 games with EV Landshut (Germany 2).

## 2008-09 HIGHLIGHTS

Registered 28-24-52 and 18 PIM in 36 games with EV Landshut U18...Added 6-8-14 and 10 PIM in nine postseason games.

## INTERNATIONAL CAREER

**2016:** Recorded 1-1-2 in four games with Germany at the IIHF World Championships in Russia...**2015:** Played in seven games and recorded three assists for Germany at the IIHF World Championships in the Czech Republic...**2014:** Played in seven games (1-0-1) with Germany at the IIHF World Championships in Sweden...**2013:** Scored three goals and had two assists for Germany at the World Junior Championships in Russia...**2012:** Played in five games and recorded 5-8-13 at the Division 1A World Junior Championships in Germany...**2011:** Played in six games of the World Junior Championships in Buffalo, N.Y., for Team Germany and recorded 1-1-2.

## PERSONAL

Nickname is "Tobi"...Favorite player growing up was Marco Sturm...His favorite movie is Old School...Enjoys soccer.

8

## Career vs. NHL

TEAM	GP	G	A	PTS	PIM
ANA	10	2	1	3	2
ARI	-	-	-	-	-
BOS	4	1	0	1	2
BUF	4	0	1	1	0
CGY	10	0	1	1	2
CAR	3	1	0	1	0
CHI	6	1	3	4	0
COL	6	2	0	2	2
CBJ	4	4	3	7	2
DAL	6	1	0	1	2
DET	4	0	1	1	2
EDM	9	3	1	4	0
FLA	2	0	0	0	0
LAK	8	1	3	4	4
MIN	5	0	2	2	2
MTL	4	0	2	2	0
NSH	5	2	1	3	0
NJD	4	0	1	1	0
NYI	4	0	1	1	0
NYR	4	0	0	0	2
OTT	4	0	1	1	0
PHI	4	1	0	1	0
PIT	4	3	0	3	0
SJS	10	0	3	3	0
STL	5	0	0	0	2
TBL	3	0	0	0	0
TOR	4	0	0	0	0
VAN	9	3	3	6	0
WSH	4	1	2	3	0
WPG	5	1	1	2	0
<b>TOTALS</b>	<b>154</b>	<b>27</b>	<b>31</b>	<b>58</b>	<b>24</b>

# PACK FACT

Leads the Coyotes with 154 consecutive games played and has not missed a game since making his NHL debut at WSH, Nov. 2.

## 2015-16 REAL TIME STATS

**Shots:** 189

**Hits:** 54

**GP:** 82

### CAREER HIGHLIGHTS

**MOST GOALS/GAME:**  
2 – 3 times (last 1/9/16 vs. NSH)

**MOST ASSISTS/GAME:**  
3 – 12/29/15 vs. CHI

**MOST POINTS/GAME:**  
3 – 3 times (last 1/9/16 vs. NSH)

**MOST PIM/GAME:**  
2 – 12 times (last 2/2/16 vs. LAK)

**MOST SHOTS/GAME:**  
8 – 4/9/15 at VAN

**LONGEST GOAL STREAK:**  
2 games – 4 times (last 3/22/16 – 3/24/16)

**LONGEST ASSIST STREAK:**  
3 games – 11/10/15 – 11/14/15

**LONGEST POINT STREAK:**  
3 games – 2 times (last 11/10/15 – 11/14/15)

**CAREER HAT TRICKS:**  
None

**MULTIPLE POINT GAMES:**  
7 (last 1/9/16 vs. NSH)

### FIRSTS

**FIRST COYOTES GAME:**  
11/2/14 at WSH

**FIRST COYOTES GOAL:**  
11/2/14 at WSH

**FIRST COYOTES ASSIST:**  
11/14/14 at VAN

**FIRST NHL GAME:**  
11/2/14 at WSH

**FIRST NHL GOAL:**  
11/2/14 at WSH

**FIRST NHL ASSIST:**  
11/14/14 at VAN

## CAREER RECORD

SEASON	TEAM	LEAGUE	GP	REGULAR SEASON							PIM	PLAYOFFS				
				G	A	PTS	PP	SH	GW	+/-		GP	G	A	PTS	PIM
2008-09	EV Landshut	Germany JR.	36	27	24	51	-	-	-	-	18	9	6	8	14	10
2009-10	EV Landshut	Germany JR.	5	6	3	9	-	-	-	-	25	4	5	1	6	2
	Landshut	Germany-2	45	10	13	23	-	-	-	-	28	6	0	0	0	0
2010-11	Kitchener	OHL	65	23	26	49	4	2	-	9	35	7	0	2	2	4
2011-12	Kitchener	OHL	60	42	43	85	9	7	-	22	25	16	13	14	27	4
2012-13	Kitchener	OHL	52	27	29	56	8	2	6	9	12	9	2	10	12	4
2013-14	Portland	AHL	64	28	20	48	10	0	1	-14	10	-	-	-	-	-
2014-15	Portland	AHL	9	4	1	5	0	2	1	2	0	-	-	-	-	-
	Arizona	NHL	72	13	8	21	0	3	1	-19	14	-	-	-	-	-
2015-16	Arizona	NHL	82	14	23	37	2	0	1	-21	10	-	-	-	-	-
FRANCHISE & NHL TOTALS			154	27	31	58	2	3	2	-40	24	-	-	-	-	-



# LUKE SCHENN

Defense / 6'2" / 223 / Shoots: Right

Born: November 2, 1989 / Saskatoon, Saskatchewan / Age: 26

**DRAFTED** - Toronto's 1st choice (1st round, 5th overall) in the 2008 Entry Draft  
**ACQUIRED** - Signed as a free agent, July 23, 2016

# 2

## Career vs. NHL

TEAM	GP	G	A	PTS	PIM
ANA	14	1	2	3	26
ARI	9	0	2	2	8
BOS	34	3	12	15	30
BUF	34	1	10	11	27
CGY	16	1	3	4	6
CAR	25	2	1	3	6
CHI	8	1	3	4	14
COL	9	0	1	1	0
CBJ	13	0	2	2	11
DAL	10	1	3	4	0
DET	10	0	0	0	6
EDM	13	1	2	3	2
FLA	26	2	5	7	8
LAK	9	0	0	0	4
MIN	10	1	1	2	2
MTL	33	1	7	8	33
NSH	10	1	1	2	6
NJD	29	1	5	6	13
NYI	27	0	3	3	8
NYR	30	1	4	5	45
OTT	32	5	6	11	40
PHI	16	2	4	6	9
PIT	25	2	7	9	18
SJS	11	0	1	1	4
STL	11	0	2	2	9
TBL	26	0	4	4	16
TOR	9	1	1	2	4
VAN	15	0	2	2	21
WSH	28	0	4	4	24
WPG	24	0	2	2	9
<b>TOTALS</b>	<b>566</b>	<b>28</b>	<b>100</b>	<b>128</b>	<b>409</b>

### 2015-16 HIGHLIGHTS

Totaled 4-12-16 and 82 PIM in 72 games with the Flyers and Kings...Began the season with Philadelphia, recording 2-3-5 and 30 PIM in 29 games...Tallied two assists vs. BUF, Oct. 27...Had a three game point streak (1-3-4) from Oct. 21 - 29...Played in his 500th career NHL game at BUF, Oct. 30...Scored a goal at CAR, Nov. 14...Traded to LAK with Vincent Lecavalier in exchange for Jordan Weal and a third-round selection in the 2016 Entry Draft on Jan. 6...Collected 2-9-11, a plus-five rating and 52 PIM in 43 contests with the Kings...Skated in 15:59 in his Kings debut vs. TOR, Jan. 7...Notched his first point (assist) with LAK at ARI, Jan. 23...Scored a goal and an assist at BOS, Feb. 9...Had a goal vs. CGY, Feb. 23...Registered his 100th career NHL assist vs. DAL, Apr. 2. **2016 Playoffs:** Totaled 1-1-2 with six PIM in five games with LAK in the WCQF vs. SJS.

### 2014-15 HIGHLIGHTS

Appeared in 58 games...Recorded 3-11-14 and 18 PIM...Ranked third on the team with 194 hits...Finished tied for fourth on PHI with 89 blocked shots...Registered his 100th career point (goal) vs. EDM, Nov. 4...Recorded a three-game point streak (1-2-3) from Jan. 17 - 20...Collected two assists vs. STL, Mar. 5.

### 2013-14 HIGHLIGHTS

Registered 4-8-12 in 79 games with the Flyers...Had 58 PIM...Led PHI and ranked sixth in the NHL with 260 hits...Played in his 100th game with PHI at LAK, Feb. 1...Recorded his 300th career PIM vs. BOS, Jan. 25...Skated in his 400th NHL game at NYR, Jan. 11...**2014 Playoffs:** Skated in seven games of ECQF vs. NYR...Scored a goal at NYR, Apr. 20.

### 2012-13 HIGHLIGHTS

Skated in 47 games in his first season with PHI, totaling 3-8-11 and 34 PIM...Posted a plus-three rating...Ranked tied for third in the NHL with 187 hits...Made his team debut vs. PIT, Jan. 19...Scored his first goal and first multi-point game (1-1-2) as a Flyer at FLA, Jan. 26...Skated in career-high 32:51 at MTL, Apr. 15...It marked the most a Flyer had played in a regulation game in more than 12 years (Desjardins - 33:14, 2/27/01).

### 2011-12 HIGHLIGHTS

Recorded 2-20-22 in 79 games with the Leafs...Established a new career high for assists in a season and tied his career best for points in a season (2010-11)...Collected 62 PIM...Skated in a season-high 27:00 at DAL, Nov. 25...Registered multi-point games in back-to-back contests at ANA, Nov. 27 (1-1-2) and vs. BOS, Nov. 30 (0-2-2)...Had two assists at PHI, Feb. 9.

### 2010-11 HIGHLIGHTS

Appeared in a career-high 82 games...Totaled 5-17-22 and 34 PIM...Tied his career high for goals in a season (2009-10)...Ranked first among NHL defensemen with 251 hits...Led TOR with 168 blocked shots...Tallied two assists at PIT, Oct. 13...Scored a goal and was plus-three at OTT, Jan. 1...Skated in his 200th career NHL game vs. CAR, Feb. 3...Had a goal and an assist vs. CHI, Mar. 5...Collected 1-1-2 at BOS, Mar. 31.

### 2009-10 HIGHLIGHTS

Registered 5-12-17 and 50 PIM in 79 games with the Leafs...Owned a plus-two rating...Led the Leafs with 173 hits...Ranked second on the team in blocked shots (116)...Recorded a career-best two goals and three points (2-1-3) with a plus-four rating vs. OTT, Feb. 6...Played in his 100th career game vs. NYI, Dec. 9...Tallied two assists at BUF, Jan. 8...Had 0-2-2 vs. BOS, Mar. 9...Scored the GWG vs. BUF, Apr. 1.

### 2008-09 HIGHLIGHTS

Skated in 70 games in his rookie season with TOR...Collected 2-12-14 and 71 PIM...Named to the NHL's All-Rookie Team...Ranked first on the Leafs in hits (206) and third in blocked shots (119)...Finished first among NHL rookies in blocked shots and first among League rookie defensemen in hits...Made his NHL debut at DET, Oct. 9...Recorded his first career point (assist) at NJD, Oct. 29...Scored his first career NHL goal at MTL, Feb. 7...Skated in a season-high 27:37 vs. EDM, Mar. 7...Notched two assists vs. CGY, Mar. 14...Posted 1-1-2 including a PPG and five PIM at PHI, Apr. 3...Appeared in the Young Stars game at the 2009 NHL All-Star Weekend in MTL...Missed 12 games due to knee injury.

### 2007-08 HIGHLIGHTS

Recorded 7-21-28 and 98 PIM in 57 games in his final season with Kelowna (WHL)...Posted a plus-five rating...Completed his junior career with 12-56-68 and 323 PIM in 189 games with the Rockets...Added 2-2-4 and six PIM in seven postseason games.



# PACK FACT

Has led all NHL defensemen in hits on three different occasions while averaging 221.6 hits per season since 2008.

## INTERNATIONAL CAREER

**2013:** Skated in seven games with Canada at the IIHF World Championship in Stockholm, Sweden and Helsinki, Finland... Totaled 1-1-2 and 27 PIM... **2012:** Tallied an assist and 25 PIM in eight games with Canada at the 2012 IIHF World Championship in Helsinki, Finland and Stockholm, Sweden... **2011:** Appeared in seven games with Canada at the 2011 IIHF World Championship in Slovakia... Tallied an assist and a plus-two rating... **2009:** Won a silver medal with Canada at the 2009 IIHF World Championship in Switzerland... Registered an assist and a plus-four rating in nine games... **2008:** Won a gold medal with Canada at the 2008 World Junior Championship in the Czech Republic... Posted a plus-five rating and six PIM in seven games... **2007:** Scored three goals and was plus-nine in six games with Canada at the 2007 IIHF World U18 Championship in Finland... 2006: Scored a goal and had 10 PIM in five games with Canada Western U17 at the WHC-17.

## PERSONAL

Nickname is "Schenner"... Favorite player growing up was Rob Blake... Favorite artist is Garth Brooks... "Happy Gilmore" is his favorite movie... Enjoys golf and football... Playing in his first NHL game is his most memorable hockey moment... Is married to his wife, Jessica.

## 2015-16 REAL TIME STATS

Shots: 57

Hits: 163

Blocks: 66

### CAREER HIGHLIGHTS

#### MOST GOALS/GAME:

2 – 2/6/10 vs. OTT^

#### MOST ASSISTS/GAME:

2 – 9 times (last 3/14/16 at CHI)\*

#### MOST POINTS/GAME:

3 – 2/6/10 vs. OTT^

#### MOST PIM/GAME:

17 – 2 times (last 11/28/15 at NYR)#

#### MOST SHOTS/GAME:

6 – 4 times (last 3/28/13 vs. NYI)#

#### LONGEST GOAL STREAK:

None

#### LONGEST ASSIST STREAK:

2 games – 13 times (last 3/17/16 – 3/19/16)\*

#### LONGEST POINT STREAK:

3 games – 2 times (last 10/21/15 – 10/29/15)#

#### CAREER HAT TRICKS:

None

#### MULTIPLE POINT GAMES:

17 – last 3/14/16 at CHI\*

### FIRSTS

#### FIRST COYOTES GAME:

None

#### FIRST COYOTES GOAL:

None

#### FIRST COYOTES ASSIST:

None

#### FIRST NHL GAME:

10/9/08 at DET

#### FIRST NHL GOAL:

2/7/09 at MTL

#### FIRST NHL ASSIST:

10/29/08 at NJD

^w/ TOR

#w/ PHI

\*w/ LAK

## CAREER RECORD

SEASON	TEAM	LEAGUE	GP	REGULAR SEASON								PLAYOFFS				
				G	A	PTS	PP	SH	GW	+/-	PIM	GP	G	A	PTS	PIM
2005-06	Kelowna	WHL	60	3	8	11	0	0	0	1	86	12	0	0	0	14
2006-07	Kelowna	WHL	72	2	27	29	1	0	0	-10	139	-	-	-	-	-
2007-08	Kelowna	WHL	57	7	21	28	1	0	0	5	98	7	2	2	4	6
2008-09	Toronto	NHL	70	2	12	14	1	0	0	-12	71	-	-	-	-	-
2009-10	Toronto	NHL	79	5	12	17	0	0	1	2	50	-	-	-	-	-
2010-11	Toronto	NHL	82	5	17	22	0	0	0	-7	34	-	-	-	-	-
2011-12	Toronto	NHL	79	2	20	22	0	0	0	-6	62	-	-	-	-	-
2012-13	Philadelphia	NHL	47	3	8	11	0	0	0	3	34	-	-	-	-	-
2013-14	Philadelphia	NHL	79	4	8	12	0	0	0	0	58	7	1	0	1	0
2014-15	Philadelphia	NHL	58	3	11	14	0	0	0	-2	18	-	-	-	-	-
2015-16	Philadelphia	NHL	29	2	3	5	0	0	0	-7	30	-	-	-	-	-
	Los Angeles	NHL	43	2	9	11	1	0	0	5	52	5	1	1	2	6
NHL TOTALS			566	28	100	128	2	0	1	-24	409	12	2	1	3	6



# MIKE SMITH

Goalie / 6'5" / 218 / Catches: Left

Born: March 22, 1982 / Kingston, Ontario / Age: 34

**DRAFTED - Dallas' 5th choice (5th round, 161st overall) in the 2001 Entry Draft**  
**ACQUIRED - Signed as a free agent, July 1, 2011**

# 41

## Career vs. NHL

TEAM	GP	W-L-T-OT	SO	GA	GAA	SV%
ANA	23	11-8-0-2	3	55	2.58	.915
ARI	6	3-2-0-0	1	12	2.58	.908
BOS	15	3-11-0-0	0	42	3.19	.893
BUF	13	5-5-0-2	0	36	2.79	.912
CGY	16	7-8-0-1	1	44	2.71	.895
CAR	15	3-8-0-4	0	42	2.82	.915
CHI	14	7-6-0-1	3	38	2.84	.921
COL	14	9-1-0-4	1	27	2.02	.935
CBJ	15	6-5-0-2	2	32	2.40	.918
DAL	18	7-6-0-5	2	40	2.19	.922
DET	14	5-7-0-2	0	35	2.73	.910
EDM	17	13-1-0-1	1	38	2.34	.923
FLA	16	7-5-0-3	0	42	2.67	.907
LAK	21	13-6-0-1	2	42	2.12	.932
MIN	14	4-8-0-1	2	29	2.27	.912
MTL	10	4-2-0-3	0	20	2.05	.933
NSH	11	3-6-0-2	1	33	3.14	.895
NJD	8	3-2-0-3	0	22	2.69	.914
NYI	7	4-3-0-0	1	17	2.56	.921
NYR	18	5-10-0-2	1	49	2.93	.901
OTT	11	5-5-0-1	0	37	3.39	.890
PHI	15	5-7-0-2	0	44	3.49	.894
PIT	13	5-7-0-0	2	27	2.23	.918
SJS	20	10-7-0-2	4	42	2.10	.943
STL	16	4-12-0-0	0	57	3.57	.881
TBL	5	2-3-0-0	0	19	3.90	.865
TOR	9	6-1-0-2	0	21	2.28	.924
VAN	17	7-6-0-2	2	40	2.66	.919
WSH	11	2-7-0-1	1	36	3.71	.879
WPG	17	8-7-0-2	0	45	2.61	.908
<b>TOT</b>	<b>419</b>	<b>176-172-0-51</b>	<b>30</b>	<b>1063</b>	<b>2.67</b>	<b>.912</b>

### 2015-16 HIGHLIGHTS

Appeared in 32 games with the Coyotes and posted a 15-13-2 record with a 2.63 GAA and a .916 SV%...Recorded three shutouts...Named the NHL's Third Star of the Week after he went 2-0-0 with a 1.00 GAA and .971 SV% in the season's first two games...Stopped 104 of 106 shots in the first three games of the season...Totaled 40 saves on 41 shots in 4-1 win at LAK, Oct. 9...Stopped 27 of 28 shots in a 2-1 win vs. PIT, Oct. 10...Registered 37 saves in 4-0 shutout at ANA, Oct. 14...Made 24 saves in win at TOR, Oct. 26...Recorded 26 saves on 28 shots against in win vs. COL, Nov. 5...Played in his 400th career game and won his 100th game with ARI at LAK, Nov. 10...Stopped 27 of 28 shots in 4-1 win vs. EDM Nov. 12...Won three straight starts and registered 85 saves on 90 shots faced at MTL, Nov. 19, vs. ANA, Nov. 25 and vs. CGY, Nov. 27...Missed 40 games due to injury...Posted a 5-4-1 record with two shutouts and a .944 SV% in his final 10 games after returning from injury...Registered 44 saves in a shutout at EDM, Mar. 12...Recorded 27 saves on 28 shots in 3-1 win vs. SJS, Mar. 17...Collected 27 saves in 4-2 win vs. EDM, Mar. 22...Registered 34 saves on 35 shots in 2-1 win vs. PHI, Mar. 26...Stopped 31 shots in his 30th career shutout vs. WSH, Apr. 2.

### 2014-15 HIGHLIGHTS

Played in 62 games and posted a 3.16 GAA and a .904 SV%...Registered a .922 SV% in his final 16 games of the season from Mar. 1-Apr. 11...Posted a .934 SV% in 12 appearances in March to rank 4th among NHL goalies with at least 12 games that month...Recorded 32 saves in 4-3 OT win at BUF, Mar. 26...Made 41 saves on 43 shots vs. VAN, Mar. 22...Stopped 42 of 44 shots vs. CHI, Mar. 12...Collected 32 saves in 3-2 SO win vs. VAN, Mar. 5...Stopped 30 shots in 4-1 win at CBJ, Feb. 3...Made 24 saves in 3-1 win at TOR, Jan. 29...Stopped 34 of 35 shots in 4-1 win vs. WPG, Jan. 8...Had 23 saves in 6-3 win vs. CBJ, Jan. 3...Made 25 saves in 5-2 win at EDM, Dec. 1...Stopped 37 of 39 shots in 3-2 SO win at ANA, Nov. 7...Collected 28 saves in 3-2 win vs. TOR, Nov. 4.

### 2013-14 HIGHLIGHTS

Finished 27-21-10 with a 2.64 GAA and a .915 SV% in 62 games...Scored his first career goal and added three assists...Recorded three shutouts...Posted a 1.94 GAA and a .934 SV% in a 16-game span from Feb. 1-Mar. 22 before suffering a season-ending injury at NYR, Mar. 24...Made 39 saves in a win at LAK, Mar. 17...Turned away 23 shots in a shutout vs. VAN, Mar. 4...Made 30 saves in a shutout of CHI, Feb. 7...Posted 39 saves in a win at EDM, Jan. 14...Had 40 saves in a win at OTT, Dec. 21...Stopped 50 shots in a win at SJS, Nov. 2...Made 42 saves in a victory vs. LAK, Oct. 29...Made 33 saves and scored a goal vs. DET, Oct. 19.

### 2012-13 HIGHLIGHTS

Went 15-12-5 with a 2.58 GAA and a .910 SV% in 34 starts...His five shutouts tied for tops in the NHL...Missed 12 games with injuries...Played in his 100th game with the Coyotes on Apr. 24 vs. SJS...Notched 24 saves in a shutout vs. COL, Apr. 6...Stopped 23 shots in a shutout at CBJ, Mar. 16...Turned away 30 shots in a shutout vs. CGY, Feb. 18...Matched a season-high 41 saves in a 3-2 OT win at COL, Feb. 11...Registered 33 saves in his second shutout of the season at SJS, Feb. 9...Collected 17 saves in a shutout vs. DAL, Feb. 2.

### 2011-12 HIGHLIGHTS

Smith went 38-18-10 with a 2.21 GAA and a .930 SV% in 67 games...He ranked fourth in the NHL in wins (38) and SV% (.930) and he ranked seventh in GAA (2.21)...His eight shutouts were tied for third in the NHL and matched the single-season franchise record...Ranked third in the NHL in saves (2,066) and seventh in starts (67)...Set the single-season franchise mark in SV%...His GAA and wins ranked second on the single-season franchise list...Selected as team MVP...Won five straight starts to end the season...Named the NHL's First Star of the Week, Apr. 8...Posted a 0.67 GAA, .982 save percentage and one shutout in three straight wins from Apr. 3-7 as the Coyotes captured the Pacific Division title for the first time in franchise history...Began the week by making 54 saves, an NHL record for saves in a regular-season shutout, in a 2-0 victory vs. CBJ, Apr. 3...The win vs. CBJ also extended Smith's shutout streak to three consecutive games, a career high...As part of the streak he also had 44 saves in a 4-0 SO vs. ANA, Mar. 31 and 38 saves in a 2-0 SO vs. SJS, Mar. 29...His overall shutout streak (Mar. 25-Apr. 6) reached 234:25...Smith made 161 consecutive saves during the streak, the most since saves were introduced as an official NHL statistic in 1976-77...Collected his 100th career win vs. COL, Mar. 22...Recorded his fifth SO vs. SJS, Mar. 10, while also picking up his 30th win...Named the NHL's First Star of the Month for February...Went 11-0-0 in the month...His 11-game winning streak set a franchise record...Posted a 1.42 GAA, .952 SV% and two shutouts in Feb...Named the NHL's First Star of the Week, Feb. 13...Recorded four wins and a league best 0.74 GAA and .975 SV% during the week...Posted back-to-back shutouts Feb. 11 vs. CHI (38 saves) and Feb. 16 at LAK (28 saves)...Won his 20th game of the season vs. DET, Feb. 6...Set a new career high for wins in a season (15) at FLA, Dec. 20...Posted an 8-2-1 record in Nov...Notched 26 saves in a 3-0 win vs. DAL, Nov. 26...Recorded his first shutout with PHX at SJS, Nov. 12 (31 saves)...Won his first game with the Coyotes vs. WPG, Oct. 15...Made 46 saves in PHX debut at SJS, Oct. 8...**2012 Playoffs:** Went 9-7-3 with a 1.99 GAA, .944 SV% and three shutouts in 16 postseason starts...His three shutouts ranked tied for first among playoff goalies and he ranked second in SV% (.944), and fourth in GAA (1.99) and wins (9)...Stopped 36 shots in a 4-0 shutout at LAK, May 20 in Game 4 of the WCF...Appeared in all five games of the WCF against NSH...Posted a 1.73 GAA and a .943 SV% during the WCF...Recorded a shutout in Game 4 (25 saves) at NSH, May 4...Appeared in all six games of the WCQF against CHI...Posted a 1.81 GAA and a .950 SV% during the WCQF...Recorded his first career playoff shutout in Game 6 at CHI, Apr. 23, stopping 39 shots...Made 46 saves in Game 2 vs. CHI, Apr. 14...Made 43 saves in his postseason debut with PHX in Game 1 vs. CHI, Apr. 12 in a 3-2 OT win.

### 2010-11 HIGHLIGHTS

Went 13-6-1 with a 2.90 GAA and a .899 SV% in 22 games with TBL...Won his final three starts of the season Mar. 26-Apr. 9...Was 5-1-1 with a 1.68 GAA and a .945 SV% in his last six starts of the year...Stopped 42 of 44 shots in a 6-2 win at CAR, Apr. 9 (regular season finale)...Earned a shutout with 31 saves at CHI, Apr. 3...Turned away 33 of 35 shots in a 4-2 win at CAR, Mar. 26...Recalled from Norfolk (AHL) on Feb. 25 after going 1-4-0 with a 1.83 GAA and a .924 SV% with the Admirals...Assigned to Norfolk, Jan. 20...Missed 15 games with an injury Dec. 20-Jan. 20...Earned his 10th win in his 17th game on Dec. 18, marking a career-best for the fastest span to that many victories...Won four consecutive starts from Nov. 18-24...Stopped 26 of 27 shots in a 3-1 win vs. BOS, Nov. 22...Turned away 29 of 30 shots in a 2-1 win at BUF, Nov. 20...Went 4-0-1 in his first five starts of the season...**2011 Playoffs:** Went 1-1-0 with a 1.00 GAA and a .958 SV% in three playoff games during the ECF vs. BOS...Made his first career postseason start in Game 5, in which he stopped 17 of 19 shots...Stopped all 21 shots against in relief during Game 4 of the ECF, earning him his first career postseason win...Made his NHL playoff debut in relief in Game 2 of the ECF, stopping all eight shots faced in 18:49 of ice time.

### 2009-10 HIGHLIGHTS

Surpassed his previous career high by appearing in 42 games for TBL...Had 13 wins...Earned his 50th career win vs. PIT, Jan. 2 and recorded his 10th career shutout at PIT, Mar. 31...Was named the NHL's Second Star of the Week on Jan. 4 after going 2-0-1 with a 1.31 GAA and a .957 SV%...Made a season-high eight consecutive starts from Dec. 21 to Jan. 8.

### 2008-09 HIGHLIGHTS

Played in 41 games with TBL, posting a 14-18-9 record, a .916 SV% and a 2.62 GAA with two SO...Missed the final 32 games of the season with an injury...Set career highs with 14 wins, 1,282 shots against, 1,174 saves, 2,471:21 minutes played and a .916 SV%...Recorded his second career assist at TOR, Oct. 28 Posted his longest shutout streak of the season, 111:37, from Oct. 18-31...Faced a season-high 46 shots vs. CAR, Oct. 11.

### 2007-08 HIGHLIGHTS

Posted a 2.79 GAA and a .893 SV% with one SO in 13 games after being acquired by TBL...Went 12-9-0 with a 2.46 GAA and a .906 SV% in 21 games with DAL...Had two SO with DAL...Stopped all six shots faced in shutouts and posted a 2-0 record...Earned his sixth career SO, his first with TBL, with 20 saves and earned his first career assist vs. NYR, Mar. 15...Made 35 saves on 36 shots faced, both highs with the Lightning, for his second win with TBL at BOS, Mar. 13...Played in his 50th career game at CBJ, Mar. 9...Made his Lightning debut vs. MIN, Feb. 27 and made 24 saves on 27 shots in a loss...Was named the NHL's Third Star of the Week for the week of Nov. 19-25...Notched his second SO of the year at MIN, Feb. 7, making 25 stops...Faced a season-high 41 shots at NYR, Nov. 25...Posted his first SO of the season vs. LAK, Nov. 19, making 22 saves.

### 2006-07 HIGHLIGHTS

Named to the 2006-07 NHL All-Rookie Team...Second player in DAL history named to the All-Rookie Team (Mike Modano, 1990)...Was named the NHL's Third Star of the Week on Feb. 12 for the second time that season (also on Nov. 26) after going 3-0-0 with a 0.85 GAA and a .967 SV%...Registered a career-high 131:06 shutout streak from Jan. 4-11, spanning four games...Became first goaltender in DAL history to record a SO in his NHL debut at PHX, Oct. 21 with 22 saves.

### 2005-06 HIGHLIGHTS

Appeared in his fourth professional season with Iowa (AHL), recording a 25-19-6 record, a 2.50 GAA and a .917 SV% in 50 games...Led all AHL goaltenders in assists (6), ranked fourth in GAA and saves (1,387), seventh in SV% and eighth in wins...Was named the AHL Goaltender of the Month for April, going 5-1-0 with a 2.11 GAA and a .937 SV%...Tied an AHL record with three assists at Peoria, Mar. 3, becoming the third goaltender all-time to do it...Was recalled by DAL Jan. 18 but did not play...Earned the first SO in Iowa (AHL) history in a 1-0 win vs. Hamilton, Nov. 19...Played in seven Calder Cup playoff games, posting a 3-4 record and a 2.74 GAA...Collected the first playoff win in Iowa history on Apr. 22.

### 2004-05 HIGHLIGHTS

Posted a 19-17-3 record with a 2.42 GAA, a .915 SV% and five SO with Houston (AHL)...Played in three Calder Cup playoff games with Houston, posting a 1-2 record and a 1.33 GAA.

# PACK FACT

**Named the NHL's Third Star of the Week after posting a 3-0-0 record and stopping 104 of 106 shots to begin 2015-16.**

## 2003-04 HIGHLIGHTS

Went 8-11-0 in 21 games with Utah (AHL), posting a 2.83 GAA.

## 2002-03 HIGHLIGHTS

Made his AHL debut with Utah, posting a 5-5-0 record with a 3.23 GAA in 11 games... Played in 27 games with Lexington (ECHL), recording a 11-10-4 record and a 2.55 GAA... Became the sixth goaltender in ECHL history to score a goal and added a 21-save shutout on Oct. 26 vs. Dayton.

## 2001-02 HIGHLIGHTS

Won 19 games and posted a 3.06 GAA and a .914 SV% with Sudbury (OHL).

## 2000-01 HIGHLIGHTS

Went 22-13-7 with a 2.52 GAA and a .913 SV% in 43 games with Sudbury (OHL)... Appeared in three games for Kingston (OHL).

## 1999-2000 HIGHLIGHTS

Was 4-5-0 with a 3.78 GAA and a .881 SV% with Kingston (OHL).

## INTERNATIONAL CAREER

**2015:** Won a gold medal with Team Canada at the IIHF World Championships in the Czech Republic... Posted a 1.50 GAA and .930 SV% in eight games... **2014:** Won a gold medal with Team Canada at the Olympics in Sochi, Russia... **2013:** Played in four games for Team Canada at the IIHF World Championships in Stockholm, Sweden and Helsinki, Finland... Posted a 1.65 GAA and a .944 SV%.

## PERSONAL

Mike and his wife Brigitte have three sons Aksel, Ajax and Nixon and a daughter, Kingsley... Smith played hockey and softball growing up in Ontario... His softball team won seven Ontario championships and he almost played in the 2001 World Junior Softball Championship, except it coincided with his hockey playoffs... His wife Brigitte is a Canadian World Cup and Olympic skier... Mike's first job was working at hockey schools... He idolized Patrick Roy growing up... Coyotes Goaltending Coach Jon Elkin has been Smith's goalie coach since he was 12-years-old... Lists "Old School" as his favorite movie... If he wasn't playing hockey he would want to be playing baseball or be a professional fisherman... Enjoys vacationing in Boca Grande, Florida... Favorite activity is tarpon fishing.

## SHOOTOUT CAREER

**Saves: 111**

**Goals Against: 64**

**Save%: .634**

### CAREER HIGHLIGHTS

### FIRSTS

#### MOST CONSECUTIVE STARTS:

17 – 12/2/08-1/8/09\*

#### CAREER SHUTOUTS:

30 – last 4/2/16 vs. WSH +

#### LONGEST SHUTOUT STREAK:

234:25 (3/25/12-4/6/12)+

#### FIRST COYOTES GAME:

10/8/11 at SJS

#### FIRST NHL GAME:

10/21/06 at PHX^

#### MOST SHOTS FACED/GAME:

54 – 4/3/12 vs. CBJ+

#### PENALTY SHOTS:

6 – 5 saves/1 goal (last 1/10/12 at NYR – save)+

#### FIRST COYOTES WIN:

10/15/11 vs. WPG

#### FIRST NHL WIN:

10/21/06 at PHX^

#### MOST SAVES/GAME:

54 – 4/3/12 vs. CBJ+

#### LONGEST WINNING STREAK:

11 games – 2/4/12-2/28/12+

#### FIRST COYOTES SHUTOUT:

11/12/11 vs. SJS

#### FIRST NHL SHUTOUT:

10/21/06 at PHX^

#### MOST SAVES IN A SHUTOUT:

54 – 4/3/12 vs. CBJ+

^ w/DAL

\* w/TBL

+ w/ARI

## CAREER RECORD

SEASON	TEAM	LEAGUE	GP	REGULAR SEASON						GP	MIN	GA	SO	PLAYOFFS		
				MIN	GA	SO	GAA	SV%	W-L-T-OT					GAA	SV%	W-L
1998-99	Kingston	OPJHL	16	906	53	0	3.51	-	-	-	-	-	-	-	-	-
1999-00	Kingston	OHL	15	666	42	0	3.78	.881	4-5-0	-	-	-	-	-	-	-
2000-01	Kingston	OHL	3	136	8	0	3.53	.884	0-0-2	-	-	-	-	-	-	-
	Sudbury	OHL	43	2571	108	3	2.52	.913	22-13-7	12	735	26	2	2.12	-	7-5
2001-02	Sudbury	OHL	53	3082	157	3	3.06	.914	19-28-5	5	302	15	0	2.98	.918	1-4
2002-03	Utah	AHL	11	614	33	2	3.23	.906	5-5-0	-	-	-	-	-	-	-
	Lexington	ECHL	27	1553	66	0	2.55	.910	11-0-4	2	93	8	0	5.14	.822	0-1
2003-04	Utah	AHL	21	1186	56	0	2.83	.908	8-11-0	-	-	-	-	-	-	-
2004-05	Houston	AHL	45	2408	97	5	2.42	.915	19-17-3	3	181	4	0	1.33	.957	1-2
2005-06	Iowa	AHL	50	3000	125	3	2.50	.917	25-19-6	7	417	19	0	2.74	.907	3-4
2006-07	Dallas	NHL	23	1213	45	3	2.23	.912	12-5-2	-	-	-	-	-	-	-
2007-08	Dallas	NHL	21	1172	48	2	2.46	.906	12-9-0	-	-	-	-	-	-	-
	Tampa Bay	NHL	13	774	36	1	2.79	.893	3-10-0	-	-	-	-	-	-	-
2008-09	Tampa Bay	NHL	41	2471	108	2	2.62	.916	14-18-9	-	-	-	-	-	-	-
2009-10	Tampa Bay	NHL	42	2273	117	2	3.09	.900	13-18-7	-	-	-	-	-	-	-
2010-11	Tampa Bay	NHL	22	1202	58	1	2.90	.899	13-6-1	3	121	2	0	1.00	.958	1-1
	Norfolk	AHL	5	296	9	1	1.83	.924	1-4-1	-	-	-	-	-	-	-
2011-12	Phoenix	NHL	67	3903	144	8	2.21	.930	38-18-10	16	1027	34	3	1.99	.944	9-7
2012-13	Phoenix	NHL	34	1956	84	5	2.58	.910	15-12-5	-	-	-	-	-	-	-
2013-14	Phoenix	NHL	62	1871	159	3	2.64	.915	27-21-10	-	-	-	-	-	-	-
2014-15	Arizona	NHL	62	1768	187	0	3.16	.904	14-42-5	-	-	-	-	-	-	-
2015-16	Arizona	NHL	32	1754	77	3	2.63	.916	15-13-2	-	-	-	-	-	-	-
<b>FRANCHISE TOTALS</b>			<b>257</b>	<b>14778</b>	<b>651</b>	<b>19</b>	<b>2.64</b>	<b>.916</b>	<b>109-106-32</b>	<b>16</b>	<b>1027</b>	<b>34</b>	<b>3</b>	<b>1.99</b>	<b>.944</b>	<b>9-7</b>
<b>NHL TOTALS</b>			<b>419</b>	<b>23884</b>	<b>1063</b>	<b>30</b>	<b>2.67</b>	<b>.912</b>	<b>176-172-51</b>	<b>19</b>	<b>1147</b>	<b>36</b>	<b>3</b>	<b>1.88</b>	<b>.945</b>	<b>10-8</b>



# MICHAEL STONE

Defense / 6'3" / 216 / Shoots: Right

Born: June 7, 1990 / Winnipeg, Manitoba / Age: 26

**DRAFTED - Phoenix's 4th choice (3rd round, 69th overall) in the 2008 Entry Draft**

# 26

## Career vs. NHL

TEAM	GP	G	A	PTS	PIM
ANA	18	3	1	4	8
ARI	-	-	-	-	-
BOS	6	0	2	2	4
BUF	5	0	0	0	4
CGY	17	2	4	6	4
CAR	6	0	0	0	6
CHI	10	2	5	7	6
COL	13	3	3	6	8
CBJ	7	0	2	2	2
DAL	10	1	2	3	0
DET	7	2	2	4	8
EDM	18	1	8	9	12
FLA	6	0	1	1	6
LAK	17	0	3	3	10
MIN	14	2	3	5	8
MTL	6	0	2	2	2
NSH	10	0	0	0	4
NJD	6	0	1	1	6
NYI	6	0	0	0	4
NYR	5	0	3	3	6
OTT	6	0	2	2	2
PHI	6	1	1	2	6
PIT	5	0	1	1	10
SJS	19	3	4	7	16
STL	12	0	4	4	4
TBL	6	2	2	4	2
TOR	6	0	1	1	4
VAN	18	0	2	2	8
WSH	5	1	1	2	2
WPG	9	0	4	4	16
<b>TOTALS</b>	<b>279</b>	<b>23</b>	<b>64</b>	<b>87</b>	<b>178</b>

### 2015-16 HIGHLIGHTS

Appeared in 75 games and registered 6-30-36 and 62 PIM...Established career highs in assists (30), points (36), PIM (62) and shots (161)...Finished with the second-most assists on the team...His 14 power-play points were a career-best and ranked second among team defensemen...Led the team with 143 blocked shots and in Sft/G (30.0)...Finished fourth on the team in hits (137)...Ranked second on ARI in TOI/G (22:27) and TOI (1,684:59)...Was second among ARI defensemen in PP TOI/G (2:53)...Scored his first goal of the season vs. MIN, Oct. 15...Tallied 0-2-2 and was plus-2 vs. OTT, Nov. 28...Had 0-2-2 vs. CHI, Dec. 29...Recorded two assists vs. EDM, Jan. 12...Posted 0-2-2 vs. CGY, Feb. 12...Registered 0-2-2 and a plus-2 rating vs. STL, Feb. 20...Tallied a career-high eight shots vs. ANA, Mar. 3...Had two assists at EDM, Mar. 12...Collected 1-1-2 vs. SJS, Mar. 17...Registered a three-game point streak (1-2-3) Oct. 15-20...Recorded a four-game point streak (1-4-5) Dec. 26-31...Had a point in three straight games (1-2-3) Mar. 22-26.

### 2014-15 HIGHLIGHTS

Played in a career high 81 games and recorded 3-15-18 and 60 PIM...His 15 assists were a new career high...One of four NHL defensemen with 150+ blocked shots and 150+ hits...Ranked fifth in the NHL in blocked shots (189) and 13th among defensemen in hits (202)...Ranked fourth on the team in TOI/G (20:52) and Sft/G (28.1)...Had a career-high 144 shots...Played in his 200th career NHL game vs. SJS, Apr. 3...Registered two assists at NYR, Feb. 26...Scored a goal vs. TBL, Feb. 21...Tallied a career-high seven shots vs. ANA, Dec. 27...Recorded 1-1-2 vs. COL, Nov. 25...Blocked six shots at SJS, Nov. 22...Scored a goal at WSH, Nov. 2.

### 2013-14 HIGHLIGHTS

Established career highs in goals (8), assists (13), points (21) and games played (70)...Ranked tied for second among Coyotes' defensemen in goals and ranked third in shots (105)...Finished second on the team in blocked shots (114) and third in hits (153)...Played in his 100th career NHL game at DAL, Feb. 8...Recorded 1-1-2 vs. CGY, Jan. 7...Scored a goal (4-0-4) in three-straight games from Nov. 14-21...Recorded his first career multi-goal game at CHI, Nov. 14...Scored a PPG at ANA, Nov. 6...Recorded a goal vs. EDM, Oct. 26...Notched the GWG at DET, Oct. 10.

### 2012-13 HIGHLIGHTS

Recorded 5-4-9 in a career-high 40 games with the Coyotes...Posted a plus-2 rating and had 50 shots...Recorded 6-22-28 in 36 games with Portland (AHL)...Ranked third among Pirates' defensemen in points and assists...Scored a goal vs. SJS, Apr. 24...Recorded 1-1-2 vs. DET, Apr. 4...Scored a goal at MIN, Mar. 27...Scored a goal vs. ANA, Mar. 4...Recorded his first goal of the season at CGY, Feb. 24...Recalled from Portland (AHL), Feb. 23...Made his season debut and skated in 18:00 of ice time with three hits vs. CBJ, Jan. 23...Recalled from Portland (AHL), Jan. 21.

### 2011-12 HIGHLIGHTS

Played in 13 games with PHX, posting 1-2-3 and a plus-7 rating...Appeared in 51 games with Portland (AHL), recording 9-13-22...Was a plus-2 and skated in 16:36 of ice time at STL, Apr. 6...Blocked three shots vs. COL, Mar. 22...Had a season-high 19:45 TOI vs. NSH, Mar. 12...Scored his first career NHL goal and had an assist vs. SJS, Mar. 10...Collected his first career NHL point (assist) vs. MIN, Mar. 8...Made his NHL debut vs. DAL, Feb. 18...**2012 Playoffs:** Appeared in two games of the WCF against LAK...Made his Stanley Cup playoff debut vs. LAK, May 15.

### 2010-11 HIGHLIGHTS

Appeared in his first professional season with San Antonio (AHL), recording 2-11-13 and 27 PIM in 70 games.

### 2009-10 HIGHLIGHTS

Recorded 21-44-65 and 91 PIM in 69 games for Calgary (WHL)...Set WHL career highs in goals, assists, points and PIM...Also collected 5-15-20 in 23 playoff games to help lead Calgary to the WHL Championship and a berth in the Memorial Cup...Scored two goals in decisive Game 5 of WHL Final...Named to the WHL Eastern Conference First All-Star Team...Selected as the Eastern Conference finalist for the WHL Defenseman of the Year Award...Led WHL defensemen in playoff scoring...Finished the regular season ranked tied for fourth in scoring among WHL defensemen while ranking fourth in scoring on Calgary...Compiled a seven-game assist streak (0-11-11) from Nov. 22-Dec. 11...Closed the regular season riding a seven-game point streak (6-6-12)...Finished the season with 14 multi-point games.

### 2008-09 HIGHLIGHTS

Appeared in 69 games for Calgary (WHL), collecting 19-42-61 and 87 PIM...Also registered 2-11-13 in 18 playoff games...Helped Calgary advance to WHL Final...Ranked fourth in scoring among all WHL defensemen.

### 2007-08 HIGHLIGHTS

Registered 10-25-35 in 71 games for Calgary (WHL)...Ranked third in scoring among Hitmen defensemen...Also collected 3-4-7 in 14 playoff games.

### 2005-06 HIGHLIGHTS

In 55 games with Calgary (WHL), tallied 2-18-20 and 32 PIM...Added three assists in 17 playoff games...Named Calgary's Co-Rookie of the Year.

### PERSONAL

Nickname is "Stoner"...Michael and his wife Michelle were married in the summer of 2015...His favorite player growing up was Steve Yzerman...Other favorites are Kenny Chesney (musician), "Major League" (movie) AND "Suits" (TV Show)...Enjoys spending time at his family cottage back home in the summer...Hobbies include golf and fishing.



# PACK FACT

His 30 assists were a career-high and the third-most on the team in 2015-16.

## 2015-16 REAL TIME STATS

**TOI/G: 22:27**

**Hits: 137**

**Blocks: 143**

### CAREER HIGHLIGHTS

### FIRSTS

**MOST GOALS/GAME:**

2 – 11/14/13 at CHI

**MOST SHOTS/GAME:**

8 – 3/3/16 vs. ANA

**LONGEST POINT STREAK:**

4 games – 12/26/15 – 12/31/15

**FIRST COYOTES GAME:**

2/18/12 vs. DAL

**FIRST NHL GAME:**

2/18/12 vs. DAL

**MOST ASSISTS/GAME:**

2 – 7 times (last 3/12/16 at EDM)

**LONGEST GOAL STREAK:**

3 games – 11/14/13 – 11/21/13

**CAREER HAT TRICKS:**

None

**FIRST COYOTES GOAL:**

3/10/12 vs. SJS

**FIRST NHL GOAL:**

3/10/12 vs. SJS

**MOST POINTS/GAME:**

2 – 13 times (last 3/17/16 vs. SJS)

**LONGEST ASSIST STREAK:**

2 games – 11 times (last 3/22/16 – 3/24/16)

**MULTIPLE POINT GAMES:**

13 (last 3/17/16 vs. SJS)

**FIRST COYOTES ASSIST:**

3/8/12 vs. MIN

**FIRST NHL ASSIST:**

3/8/12 vs. MIN

**MOST PIM/GAME:**

6 – 2 times (last 1/26/16 at WPG)

## CAREER RECORD

### REGULAR SEASON

### PLAYOFFS

SEASON	TEAM	LEAGUE	GP	G	A	PTS	PP	SH	GW	+/-	PIM	GP	G	A	PTS	PIM
2006-07	Calgary	WHL	55	2	18	20	-	-	-	-	32	17	0	3	3	14
2007-08	Calgary	WHL	71	10	25	35	-	-	-	-	28	14	3	4	7	10
2008-09	Calgary	WHL	69	19	42	61	-	-	-	-	87	18	2	11	13	16
2009-10	Calgary	WHL	69	21	44	65	-	-	-	-	91	23	5	15	20	26
2010-11	San Antonio	AHL	70	2	11	13	-	-	-	-	27	-	-	-	-	-
2011-12	Portland	AHL	51	9	13	22	2	0	0	2	24	-	-	-	-	-
	Phoenix	NHL	13	1	2	3	0	0	0	7	2	2	0	0	0	0
2012-13	Portland	AHL	36	6	22	28	5	0	3	8	20	1	0	1	1	0
	Phoenix	NHL	40	5	4	9	1	0	0	2	16	-	-	-	-	-
2013-14	Phoenix	NHL	70	8	13	21	2	0	1	-10	38	-	-	-	-	-
2014-15	Arizona	NHL	81	3	15	18	0	0	0	-24	60	-	-	-	-	-
2015-16	Arizona	NHL	75	6	30	36	0	0	1	-10	61	-	-	-	-	-
<b>FRANCHISE &amp; NHL TOTALS</b>			<b>279</b>	<b>23</b>	<b>64</b>	<b>87</b>	<b>3</b>	<b>0</b>	<b>2</b>	<b>-35</b>	<b>178</b>	<b>2</b>	<b>0</b>	<b>0</b>	<b>0</b>	<b>0</b>



# DYLAN STROME

Center / 6'3" / 195 / Shoots: Left

Born: March 7, 1997 / Mississauga, Ontario / Age: 19

**DRAFTED - Arizona's 1st choice (1st round, 3rd overall) in the 2015 Entry Draft**

# 20

## Career vs. NHL

TEAM	GP	G	A	PTS	PIM
ANA	0	0	0	0	0
ARI	-	-	-	-	-
BOS	0	0	0	0	0
BUF	0	0	0	0	0
CGY	0	0	0	0	0
CAR	0	0	0	0	0
CHI	0	0	0	0	0
COL	0	0	0	0	0
CBJ	0	0	0	0	0
DAL	0	0	0	0	0
DET	0	0	0	0	0
EDM	0	0	0	0	0
FLA	0	0	0	0	0
LAK	0	0	0	0	0
MIN	0	0	0	0	0
MTL	0	0	0	0	0
NSH	0	0	0	0	0
NJD	0	0	0	0	0
NYI	0	0	0	0	0
NYR	0	0	0	0	0
OTT	0	0	0	0	0
PHI	0	0	0	0	0
PIT	0	0	0	0	0
SJS	0	0	0	0	0
STL	0	0	0	0	0
TBL	0	0	0	0	0
TOR	0	0	0	0	0
VAN	0	0	0	0	0
WSH	0	0	0	0	0
WPG	0	0	0	0	0
<b>TOTALS</b>	<b>0</b>	<b>0</b>	<b>0</b>	<b>0</b>	<b>0</b>

## 2015-16 HIGHLIGHTS

Played in 56 games and served as Captain of the Erie Otters (OHL)...Totaled 37-74-111 and 44 PIM...Has totaled 92-187-279 in 184 career OHL games...Led the Otters and finished fourth in the OHL in scoring...Led Erie and was fourth in the League in assists...Named as an OHL Third team All-Star...Ranked fifth on the Otters with a plus-23 rating...Scored nine PPGs and eight GWGs...Had 32 multi-point games...Tallied five assists vs. Niagara, Oct. 9...Collected 2-3-5 vs. Sault Ste. Marie, Nov. 28...Named the Pioneer Energy OHL Player of the Week for the week ending Nov. 8 after leading the league with eight points (2-6-8) in two games...Selected as the CHL Player of the Week for the week ending Nov. 15 after scoring three goals and seven assists (3-7-10) in four games...Had 3-3-6 at Sudbury, Jan. 10...Totaled a team-leading 10-11-21 in 13 postseason games...Led Erie in postseason points, goals, assists (tied), PPGs (3), SHGs (1, tied) and shots (55).

## 2014-15 HIGHLIGHTS

Signed a three-year entry-level contract with the Coyotes on July 6, 2015...Recorded 45-84-129 in 68 games with Erie...Led the league in points, assists and finished third in goals...Captured the Eddie Powers Memorial Trophy as the league's top scorer in the final game on Mar. 22 with a career-high 4-2-6 against Niagara...The six-point effort matched an Otters' single-game record while his 129 points established a new franchise record for points in a season...Awarded the William Hanley Trophy as the OHL's Most Sportsmanlike Player...His 32 PIM were the sixth lowest among the top-20 scorers...Was co-winner of the CHL's Sherwin-Williams Top Scorer Award...His 36 power-play assists ranked third in the OHL...Scored eight GWGs, which tied as the second-most in the league...Finished sixth in the OHL with a plus-47 rating...Totaled 40 multi-point games including six consecutive multi-point games to open the season...Named the Pioneer Energy OHL Player of the Week for the final week of the regular season after totaling 6-6-12 in three games...Had a 16-game point streak (12-20-32) from Dec. 19 - Feb. 1...Notched a 10-game point streak (8-12-20) from Nov. 7-28...Named OHL Player of the Week after leading the league with 1-9-10 in three straight road wins to start the season...Added 10-12-22 in 20 postseason contests to help the Otters reach the OHL final.

## 2013-14 HIGHLIGHTS

Totaled 10-29-39 and 11 PIM in 60 games with Erie...Made his OHL debut at Guelph, Sept. 20...Recorded his first OHL point (assist) at Plymouth, Sept. 21...Scored his first OHL goal at Sarnia, Sept. 27...Ranked sixth among OHL rookies in points...Posted 3-6-9 and was plus-2 in 14 postseason games with the Otters...Had a four-game playoff point streak (0-5-5) from Mar. 21-26.

## INTERNATIONAL CAREER

**2016:** Collected 4-2-6 and two PPGs in five games with Canada at the 2016 World Junior Championship in Finland...**2014:** Registered 5-1-6 in five games as a member of Canada's gold-medal squad at the 2014 Ivan Hlinka Memorial...Led Team Ontario and tied for fourth overall with 11 points (6-5-11) at the 2014 World Under-17 Hockey Challenge.

## PERSONAL

Nickname is "Stromer"...Most memorable hockey moment was playing for Canada at the World Junior Championship...Enjoys golf, X-box and Netflix...Favorite artist is Luke Bryan...Favorite player growing up was Mats Sundin...His brother Ryan is a member of the N.Y. Islanders.

# PACK FACT

Finished fourth in OHL scoring with 37-74-111 in 56 games with Erie last season.

CAREER HIGHLIGHTS			FIRSTS	
<b>MOST GOALS/GAME:</b> None	<b>MOST SHOTS/GAME:</b> None	<b>CAREER HAT TRICKS:</b> None	<b>FIRST COYOTES GAME:</b> None	<b>FIRST NHL GAME:</b> None
<b>MOST ASSISTS/GAME:</b> None	<b>LONGEST GOAL STREAK:</b> None	<b>MULTIPLE POINT GAMES:</b> None	<b>FIRST COYOTES GOAL:</b> None	<b>FIRST NHL GOAL:</b> None
<b>MOST POINTS/GAME:</b> None	<b>LONGEST ASSIST STREAK:</b> None		<b>FIRST COYOTES ASSIST:</b> None	<b>FIRST NHL ASSIST:</b> None
<b>MOST PIM/GAME:</b> None	<b>LONGEST POINT STREAK:</b> None			

## CAREER RECORD

SEASON	TEAM	LEAGUE	GP	REGULAR SEASON								PLAYOFFS				
				G	A	PTS	PP	SH	GW	+/-	PIM	GP	G	A	PTS	PIM
2013-14	Erie	OHL	60	10	29	39	2	0	4	17	11	14	3	6	9	0
2014-15	Erie	OHL	68	45	84	129	14	0	8	47	32	20	10	12	22	12
2015-16	Erie	OHL	56	37	74	111	9	1	8	23	44	13	10	11	21	12
FRANCHISE & NHL TOTALS			0	0	0	0	0	0	0	0	0	0	0	0	0	0



# JARRED TINORDI

Defense / 6'6" / 225 / Shoots: Left

Born: February 20, 1992 / Burnsville, Minnesota / Age: 24

**DRAFTED** - Montreal's 1st choice (1st round, 22nd overall) in the 2010 Entry Draft

**ACQUIRED** - From Montreal with Stefan Fournier in exchange for Victor Bartley and John Scott, January 15, 2016

# 28

## Career vs. NHL

TEAM	GP	G	A	PTS	PIM
ANA	3	0	0	0	5
ARI	1	0	0	0	0
BOS	3	0	1	1	0
BUF	5	0	0	0	2
CGY	2	0	0	0	2
CAR	0	0	0	0	0
CHI	1	0	0	0	0
COL	2	0	0	0	5
CBJ	4	0	0	0	5
DAL	0	0	0	0	0
DET	4	0	2	2	0
EDM	0	0	0	0	0
FLA	1	0	0	0	7
LAK	2	0	0	0	5
MIN	2	0	0	0	0
MTL	1	0	0	0	0
NSH	2	0	0	0	2
NJD	1	0	1	1	0
NYI	1	0	0	0	0
NYR	1	0	0	0	0
OTT	1	0	0	0	7
PHI	2	0	0	0	0
PIT	2	0	0	0	0
SJS	1	0	0	0	19
STL	1	0	0	0	0
TBL	1	0	1	1	0
TOR	3	0	0	0	5
VAN	2	0	0	0	2
WSH	2	0	0	0	7
WPG	2	0	1	1	5
<b>TOTALS</b>	<b>53</b>	<b>0</b>	<b>6</b>	<b>6</b>	<b>78</b>

## 2015-16 HIGHLIGHTS

Appeared in seven games with the Coyotes...Skated in a season-high 19:01 TOI at ANA, Feb. 5...Made his ARI debut vs. LAK, Jan. 23...Acquired by the Coyotes from MTL with Stefan Fournier in exchange for Victor Bartley and John Scott...Skated in three games with the Canadiens...Also registered 0-2-2, a plus-three rating and six PIM in six games with St. John's (AHL).

## 2014-15 HIGHLIGHTS

Skated in 13 games with Montreal, recording 0-2-2 and 19 PIM...Blocked a career-high four shots at PHI, Oct. 11...Set career-bests with a two-game assist and point streak (0-2-2) from Oct. 13-16...Totaled 1-6-7 and 36 PIM in 44 games with Hamilton (AHL)...Ranked second with the Bulldogs with a +9 differential.

## 2013-14 HIGHLIGHTS

Skated in 22 games with the Canadiens...Tallied two assists...Had 40 PIM...Skated in 4:49 SH TOI, blocked two shots and recorded two hits vs. TOR, Oct. 1... Totaled five PIM, four hits and three blocked shots at LAK, March 3 ... Served six hits at ANA, March 5...Registered a career-high two assists vs. DET, Apr. 5...Collected 3-6-9 and 70 PIM in 47 games with Hamilton.

## 2012-13 HIGHLIGHTS

Appeared in eight games with Montreal...Recorded two assists and two PIM...Had a plus-five rating...Made his NHL debut and registered his first career point (assist) at NJD, Mar. 16...Had an assist and seven hits at WPG, Apr. 25...Skated in five Stanley Cup Playoff games...Made NHL playoff debut vs. OTT, May 2...Registered his first career playoff point (assist) at OTT, May 7...Also posted 2-11-13 and 71 PIM in 67 games with Hamilton...Played his first career professional game at Grand Rapids, Oct. 13... Recorded his first professional point (assist) vs. TOR, Oct. 19 ... Scored his first professional goal at Milwaukee, Dec. 16...Named the Bulldogs Top Defenseman of the Year (tied with N. Beaulieu).

## 2011-12 HIGHLIGHTS

Recorded 2-14-16 and 63 PIM in 48 games as Captain with London (OHL)...Ranked 1st on the team and in the OHL in plus-minus (+39)...Totaled 3-5-8, a plus-15 rating and 27 PIM in 19 postseason games...Helped the Knights win the OHL Championship and reach the Memorial Cup finals...Led the team during the Memorial Cup tournament with a plus-two differential (tied with Matt Rupert).

## 2010-11 HIGHLIGHTS

Skated in 63 games in his first season with London...Collected 1-13-14 and 140 PIM...Led the team in PIM...Appeared in six playoff games with the Knights...Led the team with 17 PIM in the playoffs.

## INTERNATIONAL CAREER

**2012:** Appeared in six games with Team USA at the World Junior Championship...Posted 1-1-2 and led the team with six PIM (tied with three players)...**2010:** Won a gold medal with Team USA at the 2010 Under-18 World Junior Championship.

## PERSONAL

Nicknames are "Tinner", "Tinman" and "Tiny"...Ray Bourque was his favorite player growing up...Favorites include Red Hot Chili Peppers (band) and Tin Cup (movie)...Enjoys golf...Winning a gold medal as a member of the Team USA squad at the 2010 Under-18 World Junior Championships is his most memorable hockey moment.



# PACK FACT

Made his Coyotes debut versus LAK, Jan. 23, 2016.

## 2015-16 REAL TIME STATS

**Shots: 3**

**Hits: 22**

**Blocks: 11**

### CAREER HIGHLIGHTS

### FIRSTS

**MOST GOALS/GAME:**  
None

**MOST SHOTS/GAME:**  
3 – 3/19/13 vs. BUF

**CAREER HAT TRICKS:**  
None

**FIRST COYOTES GAME:**  
1/23/16 vs. LAK

**FIRST NHL GAME:**  
3/16/13 at NJD\*

**MOST ASSISTS/GAME:**  
2 – 4/5/14 vs. DET\*

**LONGEST GOAL STREAK:**  
None

**MULTIPLE POINT GAMES:**  
1 – 4/5/14 vs. DET\*

**FIRST COYOTES GOAL:**  
None

**FIRST NHL GOAL:**  
None

**MOST POINTS/GAME:**  
2 – 4/5/14 vs. DET\*

**LONGEST ASSIST STREAK:**  
2 games – 10/13/14-10/16/14\*

**FIRST COYOTES ASSIST:**  
None

**FIRST NHL ASSIST:**  
3/16/13 at NJD\*

**MOST PIM/GAME:**  
19 – 3/8/14 at SJS\*

**LONGEST POINT STREAK:**  
2 games – 10/13/14-10/16/14\*

\*w/MTL

#w/ARI

## CAREER RECORD

### REGULAR SEASON

### PLAYOFFS

SEASON	TEAM	LEAGUE	GP	G	A	PTS	PP	SH	GW	+/-	PIM	GP	G	A	PTS	PIM
2010-11	London	OHL	63	1	13	14	0	0	0	-8	140	6	0	0	0	17
2011-12	London	OHL	48	2	14	16	0	0	0	39	63	19	3	5	8	27
2012-13	Montreal	NHL	8	0	2	2	0	0	0	5	2	5	0	1	1	15
	Hamilton	AHL	67	2	11	13	0	0	0	-14	71	-	-	-	-	-
2013-14	Montreal	NHL	22	0	2	2	0	0	0	-2	40	-	-	-	-	-
	Hamilton	AHL	47	3	6	9	0	0	1	-4	73	-	-	-	-	-
2014-15	Montreal	NHL	13	0	2	2	0	0	0	-5	19	-	-	-	-	-
	Hamilton	AHL	44	1	6	7	0	0	0	9	36	-	-	-	-	-
2015-16	Montreal	NHL	3	0	0	0	0	0	0	-3	5	-	-	-	-	-
	Arizona	NHL	7	0	0	0	0	0	0	-2	12	-	-	-	-	-
	St. John's	AHL	6	0	2	2	0	0	0	3	6	-	-	-	-	-
<b>FRANCHISE TOTALS</b>			<b>7</b>	<b>0</b>	<b>0</b>	<b>0</b>	<b>0</b>	<b>0</b>	<b>0</b>	<b>-2</b>	<b>12</b>	<b>-</b>	<b>-</b>	<b>-</b>	<b>-</b>	<b>-</b>
<b>NHL TOTALS</b>			<b>53</b>	<b>0</b>	<b>6</b>	<b>6</b>	<b>0</b>	<b>0</b>	<b>0</b>	<b>-7</b>	<b>78</b>	<b>5</b>	<b>0</b>	<b>1</b>	<b>1</b>	<b>15</b>



# RADIM VRBATA

Right Wing / 6'1" / 198 / Shoots: Right

Born: June 13, 1981 / Mlada Boleslav, Czech Republic / Age: 35

**DRAFTED - Colorado's 10th choice (7th round, 212th overall) in the 1999 Entry Draft**  
**ACQUIRED - Signed as a free agent August 16, 2016**

# 17

## Career vs. NHL

TEAM	GP	G	A	PTS	PIM
ANA	52	13	22	35	16
ARI	24	3	7	10	10
BOS	19	5	4	9	10
BUF	20	8	2	10	4
CGY	45	7	12	19	12
CAR	11	0	4	4	12
CHI	30	10	8	18	14
COL	37	13	10	23	8
CBJ	42	10	12	22	10
DAL	50	19	21	40	10
DET	45	13	14	27	16
EDM	45	14	22	36	14
FLA	22	7	5	12	10
LAK	54	17	16	33	12
MIN	42	15	10	25	8
MTL	18	5	3	8	0
NSH	49	12	17	29	10
NJD	20	5	9	14	2
NYI	17	3	11	14	4
NYR	26	5	8	13	4
OTT	18	11	4	15	6
PHI	22	6	6	12	4
PIT	20	7	9	16	2
SJS	52	18	10	28	16
STL	40	13	16	29	12
TBL	19	4	6	10	4
TOR	17	3	6	9	10
VAN	36	4	9	13	8
WSH	18	7	5	12	2
WPG	24	2	7	9	12
<b>TOTALS</b>	<b>934</b>	<b>259</b>	<b>295</b>	<b>554</b>	<b>262</b>

### 2015-16 HIGHLIGHTS

Registered 13-14-27 and 12 PIM in 63 games with VAN...Scored five PPGs...Finished fifth on the team in goals and tied for second in PPGs...Ranked second on VAN with 199 shots...Totaled five multi-point games...Collected 1-1-2 vs. WSH, Oct. 22...Scored a goal vs. MTL, Oct. 27...Recorded a four-game point streak (2-2-4) from Oct. 27 - Nov. 2...Scored two goals at MIN, Nov. 25...Posted a four-game point streak (3-2-5) from Nov. 16 - 27...Registered a hat trick (3-0-3) vs. BUF, Dec. 7...Played in his 900th career NHL game at CHI, Dec. 13...Had a goal and an assist at DET, Dec. 18...Scored a goal at WSH, Jan. 14...Tallied two assists vs. NSH, Mar. 12.

### 2014-15 HIGHLIGHTS

Recorded 31-32-63 in 79 games in his first season in VAN...His 31 goals marked the second-highest single-season goal total of his career...Set a new career high for assists and points in a season...Led the Canucks in goals, ranked third in assists and points...Scored a team-high 12 PPGs and led VAN with seven GWGs...Notched 17 multi-point games...Scored a goal in the first game of the season at CGY, Oct. 8...Posted 1-1-2 in back-to-back games vs. EDM, Oct. 11 and at EDM, Oct. 17...Registered a five-game point streak (2-4-6) from Oct. 21 - 28...Scored two goals at EDM, Nov. 19...Tallied a point in eight straight games (3-6-9) from Jan. 30 - Feb. 13...Netted two goals at SJS, Mar. 7...Collected 2-1-3 vs. WPG, Mar. 24...Posted 1-1-2 in consecutive games vs. DAL, Mar. 28 and at STL, Mar. 30...**2015 Playoffs:** Recorded 2-2-4 in six games vs. CGY in WCQF.

### 2013-14 HIGHLIGHTS

Skated in 80 games with the Coyotes, totaling 20-31-51 and 22 PIM...Scored 10 PPGs and 21 power-play points...Netted two GWGs...Ranked tied for second on the team in points, third in goals and tied for third in assists...Finished tied for the team lead in PPGs...Led PHX with 263 shots...Had 10 multi-point games...Scored a hat trick (3-0-3) on opening night vs. NYR, Oct. 3...Scored his 200th career NHL goal vs. CGY, Oct. 22...Collected three assists vs. EDM, Oct. 26 and vs. TBL, Nov. 16...Scored two goals at MIN, Nov. 27...Played in his 400th career game with PHX vs. BUF, Jan. 30...Scored twice vs. MTL, Mar. 6...Had 1-2-3 at FLA, Mar. 11.

### 2012-13 HIGHLIGHTS

Recorded 12-16-28 in 34 games to rank second on the team in scoring...Ranked tied for second on the team in plus-minus (+6), third in shots (106) and tied for third in goals (12)...Had five multi-point games...Recorded his fourth career hat trick, including the GWG and a SHG, and matched a career high in points (3-1-4) at ANA, Apr. 27...Scored a goal at STL, Apr. 18 and at CHI, Apr. 20...Notched two assists vs. COL, Apr. 6...Played in his 700th NHL game vs. LAK, Apr. 2...Scored a goal at SJS, Mar. 30...Registered 2-1-3 to reach 400 career points at NSH, Mar. 28...Missed 14 games with an injury (2/18-3/18)...Scored a goal vs. CBJ, Feb. 16...Recorded a five-game assist streak (1-5-6) from Jan. 24-Feb. 1...Registered 1-1-2 at DAL, Feb. 1...Recorded 2-1-3 in season opener Jan. 19 at DAL.

### 2011-12 HIGHLIGHTS

Posted career highs in goals (35) and points (62)...Tied for first in the NHL in GWGs (12)...Eighth in the NHL in road goals (21)...Second on the team in plus-minus (plus-24) and ranked 12th in the NHL...Led the team in shots (232) and PPGs (9)...Had 15 multi-point games...Coyotes went 2-1-4-3 when he scored a goal...Scored his career-high 12th GWG at STL, Apr. 6...Had 1-1-2 in a 4-0 win vs. ANA, Mar. 31...Picked up his seventh two-goal game of the season, including his 11th GWG, in a 2-0 victory vs. SJS, Mar. 29...Collected his 200th career NHL assist at PIT, Mar. 5...Scored his 30th goal of the season and had 2-1-3 vs. LAK, Feb. 21...Established a new career high with his 28th goal vs. DAL, Feb. 18...Posted a career-best seven-game point streak Jan. 24-Feb. 11 (4-5-9)...Scored the GWG and had an assist at DAL, Feb. 7...Had a five-game point streak from Jan. 7-Jan. 16 (3-3-6)...Scored his 20th goal of the season at NYR, Jan. 10...Had five goals in a three-game span from Nov. 19-23...Netted two goals vs. ANA, Nov. 23...Scored a SHG at WSH, Nov. 21...Netted two goals at BUF, Nov. 19...Recorded two goals, including the GWG, at COL, Nov. 2...Posted 2-1-3 vs. LAK, Oct. 29...Scored the GWG at DAL, Oct. 10...**2012 Playoffs:** Recorded 2-3-5 in 16 postseason games...Second on the team in postseason shots (43)...Played in all five games of the WCF against LAK and had one assist...Scored a goal in Games 1 and 2 of the WCSF vs. NSH, Apr. 27 and 29...Appeared in all six games of the WCQF against CHI, collecting an assist.

### 2010-11 HIGHLIGHTS

Ranked fourth on the team in scoring with 19-29-48...Led the team in shots (240)...Second on the team in PPGs (10)...Tied for second in goals (19)...Was 7-for-11 in shootouts...Posted 14 multi-point games...Posted a four-game point streak (2-4-6) from Mar. 13-18...Recorded 1-1-2 at EDM, Mar. 17...Recorded 2-0-2 vs. COL, Feb. 7...Had three assists at COL, Jan. 6...Recorded two assists at MIN, Jan. 2...Recorded 1-1-2 at NYI, Dec. 18...Recorded 1-2-3 at EDM, Nov. 19 and vs. STL, Nov. 13...Scored two goals in the season opener against BOS, Oct. 9 in his home country (Czech Republic)...**2011 Playoffs:** Tied for the team lead in scoring in the playoffs with 2-3-5 in four games vs. DET in the WCQF...Recorded 1-1-2 in Game 2 of the WCQF at DET, Apr. 16...Scored a goal in Game 1 of the series at DET, Apr. 13.

### 2009-10 HIGHLIGHTS

Recorded 24-19-43 in 82 games in his second stint with PHX...Ranked second on the Coyotes in goals and fifth in points...One of four players to appear in all 82 games...Went 8 for 18 in shootouts with two shootout-deciding goals...Netted the SDG vs. CHI, Mar. 20...Scored the game-tying goal with 1:00 remaining in third period before also recording the SDG in 4-3 win at FLA, Mar. 18, and finished with a career-high 10 shots on goal...Recorded his 20th goal of the season and added an assist in a 3-2 win at MIN, Feb. 10...Appeared in his 500th career NHL game, Feb. 8 vs. EDM...Notched the Coyotes' only regulation goal in a 2-1 SO win at CHI, Feb. 5...Compiled a five-game point streak (3-2-5) from Jan. 9-18...Scored a goal in four straight games from Dec. 10-16...Had a goal and an assist in 3-0 win at PIT, Oct. 7...Scored two goals at LAK, Oct. 3, his first game with PHX since Apr. 11, 2007...**2010 Playoffs:** Appeared in all seven playoff games vs. DET, recording 2-2-4 to finish tied for fourth on the team in playoff scoring...Tallied a goal and an assist for his first career playoff points in Game 3 win at DET, Apr. 18...Scored the GWG in Game 6 at DET, Apr. 25.

### 2008-09 HIGHLIGHTS

Appeared in 18 games for TBL, recording 3-3-6...Was reassigned by the Lightning to Mlada Boleslav of the Czech Extraliga on Dec. 9...Registered 5-3-8 in 11 games for Mlada Boleslav before joining Liberec...Recorded 7-2-9 in seven games for Liberec...Compiled a three-game point streak (1-2-3) from Nov. 13-18 for TBL...Scored his first goal as a member of the Lightning vs. FLA, Nov. 18.

### 2007-08 HIGHLIGHTS

Established new career highs in goals (27), assists (29), points (56), PPGs (7), SHGs (3), GWGs (5) and plus-minus (plus-6) in his first season as a member of the Coyotes...Led the team in shots (246) and ranked second in goals and points while tying for the team lead in GWGs...Finished with 16 multi-point games...Set new career high by recording his 28th assist of the season vs. ANA, Mar. 22...Had a goal and two assists while playing in his 400th career NHL game in win at LAK, Feb. 18...Recorded three points on a SHG and two assists vs. DAL, Feb. 14...Scored the game-tying and overtime game-winner at COL, Feb. 4...Recorded his third career hat trick and added an assist for a four-point night in win vs. NSH, Jan. 24...Had a goal and an assist to reach 200 points for his NHL career at COL, Jan. 2...Registered four consecutive two-point games (5-3-8) from Dec. 29-Jan. 3...Registered two goals and an assist - the 100th of his career - at ANA, Nov. 23...Made his Coyotes debut and collected an assist in win vs. STL, Oct. 4.

### 2006-07 HIGHLIGHTS

Appeared in 77 games for CHI, tallying 14-27-41...Ranked second on the team in points (41), third in assists (27), sixth in goals (14)...Set career highs in points, assists and PIM (26)...Missed five games throughout the season due to an upper-body injury...Tallied two goals in regulation and scored the shootout-deciding goal while logging a season-high 22:12 TOI in a 4-3 win over OTT, Mar. 4...Had a three-game assist streak (0-3-3) from Dec. 29-Jan. 2...Played his 300th career NHL game vs. NSH, Dec. 20...Registered a pair of PPGs, including the GWG, in a 3-1 win over STL, Nov. 10...Recorded 11 points (3-8-11) in the first eight games of the season...Began the season with a five-game point streak (2-5-7) from Oct. 5-16...Tied his career high with three assists at DAL, Oct. 20...Scored the GWG in 8-6 season-opening win at NSH, Oct. 5.

### 2005-06 HIGHLIGHTS

Appeared in 45 games with the Blackhawks, registering 13-21-34 and a plus-4 rating...Totaled 15-24-39 in 61 games with CAR and CHI...Tied for second on the team with six PPGs...Ended the season with a four-game point streak (3-3-6)...Had eight multi-point games...Had a career-high four points (2-2-4) vs. SJS, Mar. 26...Registered a career-high three assists in a 4-2 win over OTT, Jan. 19...Scored a goal in four straight games from Jan. 10-15...Tallied his first goal as a Blackhawk on the power play in a 4-3 OT win at WSH, Jan. 10...Recorded his first point as a Blackhawk with an assist vs. VAN, Jan. 5...Made his Blackhawks debut at CGY, Jan. 2...Traded from CAR for future considerations on Dec. 30...Appeared in 16 games for CAR, recording 2-3-5...Had a pair of assists vs. NYR, Nov. 17...Registered a goal and an assist vs. NJD, Oct. 15...Scored CAR's first goal of the season at TBL, Oct. 5.

### 2004-05 HIGHLIGHTS

Led HC Bili Tygri Liberec in goals (18), assists (21) and points (39), playing in 45 of Liberec's 52 regular season games...Tied for 14th in the Czech Republic Extraliga in points.

# PACK FACT

Ranks 11th in franchise history with 137 career goals with the Coyotes.

## 2003-04 HIGHLIGHTS

Completed his third NHL season and second with CAR...Recorded 12-13-25 in 80 games...Ranked tied for fifth on the team in goals...Had a goal and an assist at TBL, Mar. 13...Scored the eventual game winner on the power-play at EDM, Dec. 9...Notched his second career hat trick and first with the Hurricanes vs. PIT, Nov. 29...Tallied his first points of the season with a goal and an assist at PHI, Oct. 25 – the assist was his first with CAR.

## 2002-03 HIGHLIGHTS

Recorded 16-19-35 in 76 games with COL and CAR...Scored two goals vs. OTT, Mar. 18...Scored the extra-attacker, tying goal with 10 seconds remaining in regulation and became the fifth Hurricane player to score in his franchise debut at BUF, Mar. 12...Acquired by CAR from COL in exchange for Bates Battaglia on Mar. 11...Scored fourth consecutive game-winner at CHI, Feb. 17...Scored the OT game-winner vs. MTL, Dec. 6...Scored a goal and notched an assist vs. OTT, Nov. 6...Scored COL's first goal of the season vs. DAL, Oct. 9.

## 2001-02 HIGHLIGHTS

Completed his rookie season in the NHL with COL, recording 18-12-30 in 52 games...Finished seventh among NHL rookies in scoring...Ranked tied for third among all rookies in goals...Began the season with Hershey (AHL), recalled on Nov. 20...Remained with COL for the club's final 61 games...Named NHL's Rookie of the Month for February...Recorded a three-game goal-scoring streak (3-0-3) from Feb. 11-26...Recorded his first hat trick at MIN, Feb. 8, scoring on all three of his shots...Recorded a five-game point streak (3-3-6), the second-longest by a rookie, from Dec. 1-8...Tallied first career NHL goal at NYI, Nov. 21...Had a three-game point/assist streak (1-5-6) from Nov. 20-24 to begin NHL career...Recorded two power-play assists in NHL debut at NYR...**2002 Playoffs:** Appeared in nine playoff games for COL...Made NHL playoff debut in Game 1 vs. LAK.

## 2000-01 HIGHLIGHTS

Led Shawinigan (QMJHL) with 56 goals and ranked second on the team with 120 points...Ranked sixth among all QMJHL players in goals and points...His plus-48 rating was third on the club and seventh overall in the league...Recorded four hat tricks in his first 13 games...Held the longest point streak in the league at 31 games from Nov. 11-March 11...Named QMJHL Offensive Player of the Month for September and October...Played in one playoff game for Hershey (AHL), notching his first professional point (assist) in his first professional game.

## 1999-2000 HIGHLIGHTS

Finished third in scoring with Hull (QMJHL), tallying 29-45-74 in 58 games.

## 1998-99 HIGHLIGHTS

Was a first round selection (18th overall) in the 1998 CHL Import Draft...Tallied 22-38-60 in 54 games with Hull of the QMJHL.

## INTERNATIONAL CAREER

**2013:** Recorded 2-1-3 for the Czech Republic in eight games of the IIHF World Championship in Stockholm, Sweden and Helsinki, Finland...**2008:** Recorded 5-2-7 in seven games while playing for the Czech Republic at the IIHF World Championship in Halifax and Quebec City...Ranked tied for second on the team in goals and tied for third in points...**2005:** Played for the Czech Republic at the IIHF World Championship in Austria, recording an assist in three games.

## PERSONAL

Radim and his wife Petra have three sons: Krystof, Oliver and Vincent...Most memorable hockey moment is scoring his first NHL goal...Favorite road city in the NHL is New York...Other favorites include "The Shawshank Redemption" (movie), "Seinfeld" (TV show), Nirvana (band), Czech Republic (vacation spot)...Enjoys playing tennis and soccer in the offseason...Nickname is "Vrbý".

## 2015-16 REAL TIME STATS

Shots: 199

TOI/G: 16:02

PP TOI/G: 2:51

## CAREER HIGHLIGHTS

## FIRSTS

### MOST GOALS/GAME:

3 – 6 times (last 12/7/15 vs. BUF)#

### MOST ASSISTS/GAME:

3 – 5 times (last 1/11/14 vs. ANA)+

### MOST POINTS/GAME:

4 – 3 times (last 4/27/13 at ANA)+

### MOST PIM/GAME

4 – 6 times (last 12/14/13 vs. CAR)+

### MOST SHOTS/GAME:

10 – 3/18/10 at FLA+

### LONGEST GOAL STREAK:

4 games – 3 times (last 12/10/09 – 12/16/09)+

### LONGEST ASSIST STREAK:

5 games – 2 times (last 2/18/13 – 3/18/13)+

### LONGEST POINT STREAK:

7 games – (1/24/12 – 2/11/12)+

### CAREER HAT TRICKS:

6 – last 12/7/15 vs. BUF#

### MULTIPLE POINT GAMES:

125 – last 3/12/16 vs. NSH

### FIRST COYOTES GAME:

10/4/07 vs. STL

### FIRST COYOTES GOAL:

10/11/07 at NSH

### FIRST COYOTES ASSIST:

10/4/07 vs. STL

### FIRST NHL GAME:

11/20/01 at NYR\*

### FIRST NHL GOAL:

11/21/01 at NYI\*

### FIRST NHL ASSIST:

11/20/01 at NYR\*

\* w/ COL ^ w/ CHI + w/ PHX # w/ VAN

## CAREER RECORD

SEASON	TEAM	LEAGUE	GP	REGULAR SEASON								PLAYOFFS				
				G	A	PTS	PP	SH	GW	+/-	PIM	GP	G	A	PTS	PIM
1998-99	Hull	QMJHL	54	22	38	60	-	-	-	-	16	23	6	13	19	6
1999-00	Hull	QMJHL	58	29	45	74	-	-	-	-	26	15	3	9	12	8
2000-01	Shawinigan	QMJHL	55	56	64	120	-	-	-	-	67	10	4	7	11	4
	Hershey	AHL	-	-	-	-	-	-	-	-	-	1	0	1	1	2
2001-02	Colorado	NHL	52	18	12	30	6	0	3	7	14	9	0	0	0	0
	Hershey	AHL	20	8	14	22	-	-	-	-	8	-	-	-	-	-
2002-03	Colorado	NHL	66	11	19	30	3	0	4	0	16	-	-	-	-	-
	Carolina	NHL	10	5	0	5	3	0	0	-7	2	-	-	-	-	-
2003-04	Carolina	NHL	80	12	13	25	4	0	2	-10	24	-	-	-	-	-
2004-05	Liberec	Czech	45	18	21	39	-	-	-	-	91	-	-	-	-	-
2005-06	Carolina	NHL	16	2	3	5	1	0	0	0	6	-	-	-	-	-
	Chicago	NHL	45	13	21	34	5	0	0	4	16	-	-	-	-	-
2006-07	Chicago	NHL	77	14	27	41	5	0	2	-4	26	-	-	-	-	-
2007-08	Phoenix	NHL	76	27	29	56	7	3	5	6	14	-	-	-	-	-
2008-09	Tampa Bay	NHL	18	3	3	6	1	0	0	-1	8	-	-	-	-	-
	Liberec	Czech	7	7	2	9	-	-	-	-	2	3	0	1	1	2
	Mlada Boleslav	Czech	11	5	3	8	-	-	-	-	18	-	-	-	-	-
2009-10	Phoenix	NHL	82	24	19	43	7	0	4	6	24	7	2	2	4	4
2010-11	Phoenix	NHL	79	19	29	48	10	0	2	5	20	4	2	3	5	0
2011-12	Phoenix	NHL	77	35	27	62	9	1	12	24	24	16	2	3	5	8
2012-13	Mlada Boleslav	Czech2	2	1	1	2	-	-	-	-1	0	-	-	-	-	-
	Phoenix	NHL	34	12	16	28	2	1	1	6	14	-	-	-	-	-
2013-14	Phoenix	NHL	80	20	31	51	10	0	2	-6	22	-	-	-	-	-
2014-15	Vancouver	NHL	79	31	32	63	12	0	7	6	20	6	2	2	4	0
2015-16	Vancouver	NHL	63	13	14	27	5	0	0	-30	12	-	-	-	-	-
FRANCHISE TOTALS			428	137	151	288	45	5	26	41	118	27	6	8	14	12
NHL TOTALS			934	259	295	554	90	5	44	6	262	42	8	10	18	12

PLAYERS



# RYAN WHITE

Right Wing / 6'0" / 200 / Shoots: Right

Born: Mar. 17, 1988 / Brandon, Manitoba / Age: 28

**DRAFTED** - Montreal's 4th choice (3rd round, 66th overall) in the 2006 Entry Draft

**ACQUIRED** - Signed as a free agent, July 1, 2016

# 25

## Career vs. NHL

TEAM	GP	G	A	PTS	PIM
ANA	5	0	0	0	10
ARI	5	0	0	0	14
BOS	12	0	2	2	26
BUF	16	1	4	5	6
CGY	9	0	1	1	11
CAR	12	1	1	2	2
CHI	5	2	0	2	2
COL	3	1	0	1	5
CBJ	10	1	2	3	6
DAL	6	0	0	0	11
DET	8	0	2	2	12
EDM	6	2	1	3	2
FLA	10	1	0	1	48
LAK	3	0	0	0	4
MIN	6	2	2	4	27
MTL	4	0	0	0	8
NSH	4	1	0	1	6
NJD	10	3	2	5	8
NYI	13	1	1	2	23
NYR	10	1	0	1	5
OTT	13	0	1	1	25
PHI	5	0	0	0	26
PIT	11	1	0	1	7
SJS	4	0	0	0	22
STL	7	1	1	2	0
TBL	9	0	1	1	0
TOR	13	1	0	1	13
VAN	7	1	0	1	6
WSH	14	1	1	2	21
WPG	8	0	1	1	7
<b>TOTALS</b>	<b>248</b>	<b>22</b>	<b>23</b>	<b>45</b>	<b>363</b>

## 2015-16 HIGHLIGHTS

Skated in 73 games and posted 11-5-16...Finished second on the team in hits (208) and third in PIM (101)...Set a new career high for goals, points and PIM in a season...Scored a career-best three PPGs and collected a career-high 88 shots... Won 52.4% of his face-offs...Skated in a season-high 17:01 vs. CAR, Dec. 15...Tallied 1-1-2 at NJD, Feb. 16...Scored a goal in back-to-back games, at CBJ, Mar. 22 and at COL, Mar. 24...Had a season-high 12 PIM at ARI, Mar. 26...**2016 Playoffs:** Scored a goal and recorded 28 PIM in six playoff contests.

## 2014-15 HIGHLIGHTS

Appeared in 34 games in his first season with the Flyers...Registered 6-6-12... Earned a plus-four rating...Won 52.8% of his face-offs...Recorded 1-1-2 at NJD, Mar. 8...Tallied a goal at EDM, Mar. 21...Scored the GWG vs. CHI, Mar. 25...Scored a goal vs. PIT, Apr. 5...Missed the first three months of the season due to injury...Collected 1-2-3 in 11 games with Lehigh Valley (AHL).

## 2013-14 HIGHLIGHTS

Skated in 52 games with Montreal, posting 2-4-6 and 50 PIM...Ranked third among MTL forwards in SH TOI per game (1:46)...Recorded a 50.8 FO%...Skated in 13:55 and tallied six shots (both career highs) vs. CGY, Feb. 4...Scored a goal vs. VAN, Feb. 6...Registered 1-1-2 including the GWG at CAR, Feb. 8.

## 2012-13 HIGHLIGHTS

Skated in 26 games with the Canadiens...Totaled 67 PIM...Won 54.5% of his face-offs...Scored a goal vs. NJD, Jan. 27... Led the team with 42 PIM in Jan...Had 27 PIM vs. FLA, Jan. 22... Missed five games due to a lower-body injury suffered at NYI, Mar. 21...Recorded five hits vs. BOS, Apr. 6...**2013 Playoffs:** Scored a goal and had 23 PIM in three games.

## 2011-12 HIGHLIGHTS

Collected 0-3-3 and 61 PIM in 20 games with Montreal... Recorded his 1st point (assist) at BUF, Feb. 17... Distributed seven hits on Feb. 19 vs. NJD...Notched an assist and skated in 18:11 at OTT, Mar. 16... Registered five hits and was +1 vs. NYI, March 17... Led the team in March in PIM (51) and ranked second with 36 hits...Recorded 4-1-5 and 26 PIM in four games with Hamilton (AHL).

## 2010-11 HIGHLIGHTS

Totaled 2-3-5 and 38 PIM in 27 games with the Canadiens...Had a plus-five rating... Played in his first NHL game of the season at OTT, Jan. 21... Registered an assist and was plus-one vs. NYI, Feb. 10... Registered seven hits vs. WSH, March 15... Scored his first career NHL goal, while collecting an assist and a plus-three rating, at MIN, March 20...Collected 3-9-12 in 33 games with Hamilton (AHL)...Tallied 61 shots and 77 PIM...Missed 14 games earlier in the season due to a lower body injury...Appeared in 13 Calder Cup playoff games, recording 2-6-8, a plus-five rating and 37 PIM...**2011 Playoffs:** Skated in seven games.

## 2009-10 HIGHLIGHTS

Skated in 16 games with Montreal...Tallied two assists and 16 PIM... Recalled by MTL on Nov. 4... Made his NHL debut and recorded his first NHL point (assist) at BOS, Nov. 5...Ranked first on the team with 31 hits in Nov... Ranked first among forwards with 12 blocked shots in Nov...Collected 17-17-34 in 62 games with Hamilton...Led Hamilton in PIM with 173... Set career-highs in goals (17), points (34) and PIM (173) with the Bulldogs...Added 4-5-9 and 47 PIM in 19 Calder Cup playoff games.

## 2008-09 HIGHLIGHTS

Recorded 11-18-29 and 68 PIM in 80 games with Hamilton...Played his first game in the AHL at Manitoba, Oct. 10 ... Tallied his first point (goal) in the AHL at Manitoba, Oct. 11... Registered his first AHL assist vs. Hershey, Oct. 29...Totaled 3-1-4 and nine PIM in six Calder Cup playoff games.

## 2007-08 HIGHLIGHTS

Recorded 28-44-72 in 68 games in his final year of juniors with Calgary (WHL)...Posted a plus-24 rating and 98 PIM... Tied for first in scoring with the Hitmen in points (72), second in goals (28) and in assists (44)... Selected as the CHL Player of the Week for the week ending on Feb. 3 after collecting 5-5-10 in four games...Led the Hitmen in points with 6-11-17 during the team's 16 playoff games... Named the WHL Player of the Week for the week ending Apr. 13 after recording 4-8-12 and a plus-six rating in four playoff games... Totaled 237 points (91-146-237) in 275 games over four seasons with Calgary... Played for Team WHL in the 2007 ADT Canada-Russia Challenge.



# PACK FACT

Recorded a career-high 11 goals and 16 points in 2015-16 with Philadelphia.

## 2006-07 HIGHLIGHTS

Registered 34-55-89 and 97 PIM in 72 games with the Hitmen...Led the team and ranked fifth in the WHL in assists...Ranked first on Calgary and fourth in the League in points...Also led the team in PIM, was second in goals and tied for second with a plus-23 plus-minus rating....Scored 11 PPGs...Named to the WHL (East) First All-Star Team...Collected 6-8-14 and 36 PIM in 18 playoff games.

## 2005-06 HIGHLIGHTS

Skated in 72 games with Calgary, posting 20-33-53 and 121 PIM...Tied for first on the Hitmen in assists and points while ranking third in goals and fourth in PIM... Scored a goal in the 2006 CHL Top Prospects game in Ottawa...Added 3-4-7 and 18 PIM in 13 postseason games.

## 2004-05 HIGHLIGHTS

Appeared in 63 games in his first season with Calgary at age 16...Totaled 9-14-23 and 95 PIM...Registered 2-1-3 and 26 PIM in 12 playoff games...Played for Team Western in the World Under-17 Hockey Challenge.

## PERSONAL

Nickname is "Whitey"...Favorite player growing up was Steve Yzerman...Favorites include The Tragically Hip (band) and "Tin Cup" (movie)...Enjoys football, golf, fishing and fantasy football...Scoring in the NHL playoffs is his most memorable hockey moment.

## 2015-16 REAL TIME STATS

Hits: 208

FOW: 184

Blocks: 51

### CAREER HIGHLIGHTS

### FIRSTS

**MOST GOALS/GAME:**  
1 – 22 times (last 3/24/16 at COL)\*

**MOST SHOTS/GAME:**  
6 – 2/4/14 vs. CGY

**LONGEST POINT STREAK:**  
4 games – 2/15/15 – 2/21/15\*

**FIRST COYOTES GAME:**  
None

**FIRST NHL GAME:**  
11/5/09 at BOS#

**MOST ASSISTS/GAME:**  
1 – 23 times (last 2/25/16 vs. MIN)\*

**LONGEST GOAL STREAK:**  
2 games – 5 times (last 3/22/16 – 3/24/16)

**CAREER HAT TRICKS:**  
None

**FIRST COYOTES GOAL:**  
None

**FIRST NHL GOAL:**  
3/20/11 at MIN#

**MOST POINTS/GAME:**  
2 – 4 times (last 2/16/16 at NJD)\*

**LONGEST ASSIST STREAK:**  
2 games – 2/15/15 – 2/17/15\*

**MULTIPLE POINT GAMES:**  
4 – last 2/16/16 at NJD\*

**FIRST COYOTES ASSIST:**  
None

**FIRST NHL ASSIST:**  
11/5/09 at BOS#

**MOST PIM/GAME:**  
27 – 1/22/13 vs. FLA

#w/MTL

\*w/PHI

## CAREER RECORD

SEASON	TEAM	LEAGUE	GP	REGULAR SEASON								PLAYOFFS				
				G	A	PTS	PP	SH	GW	+/-	PIM	GP	G	A	PTS	PIM
2004-05	Calgary	WHL	63	9	14	23	4	0	3	5	95	12	2	1	3	26
2005-06	Calgary	WHL	72	20	33	53	10	0	2	10	121	13	3	4	7	18
2006-07	Calgary	WHL	72	34	55	89	11	5	9	23	97	18	6	8	14	36
2007-08	Calgary	WHL	68	28	44	72	8	0	4	24	98	16	6	11	17	8
2008-09	Hamilton	AHL	80	11	18	29	1	1	-	10	68	6	3	1	4	9
2009-10	Hamilton	AHL	62	17	17	34	3	1	-	9	173	19	4	5	9	47
	Montreal	NHL	16	0	2	2	0	0	0	-6	16	-	-	-	-	-
2010-11	Hamilton	AHL	33	3	9	12	1	0	-	-5	77	13	2	6	8	37
	Montreal	NHL	27	2	3	5	0	0	0	5	38	7	0	0	0	2
2011-12	Montreal	NHL	20	0	3	3	0	0	0	-7	61	-	-	-	-	-
	Hamilton	AHL	4	4	1	5	0	0	-	2	26	-	-	-	-	-
2012-13	Montreal	NHL	26	1	0	1	0	0	0	1	67	3	1	0	1	23
2013-14	Montreal	NHL	52	2	4	6	0	0	1	-8	50	-	-	-	-	-
2014-15	Philadelphia	NHL	34	6	6	12	0	0	1	4	30	-	-	-	-	-
	Lehigh Valley	AHL	11	1	2	3	0	1	-	-3	39	-	-	-	-	-
2015-16	Philadelphia	NHL	73	11	5	16	3	0	0	-9	101	6	1	0	1	28
<b>NHL TOTALS</b>			<b>248</b>	<b>22</b>	<b>23</b>	<b>45</b>	<b>3</b>	<b>0</b>	<b>2</b>	<b>-20</b>	<b>363</b>	<b>16</b>	<b>2</b>	<b>0</b>	<b>2</b>	<b>53</b>

PLAYERS



## MICHAEL BUNTING

LW

Height: 6'0"      Weight: 190      Shoots: Left  
 Born: Sept. 17, 1995, Scarborough, Ontario  
 Drafted: Arizona's 5th choice (4th round, 117th overall) in the 2014 Entry Draft

SEASON	TEAM	LEAGUE	REGULAR SEASON					PLAYOFFS				
			GP	G	A	PTS	PIM	GP	G	A	PTS	PIM
2013-14	Sault Ste. Marie Greyhounds	OHL	48	15	27	42	34	9	5	1	6	4
2014-15	Sault Ste. Marie Greyhounds	OHL	57	37	37	74	39	14	9	5	14	10
2015-16	Springfield	AHL	63	11	14	25	41	-	-	-	-	-
	Rapid City	ECHL	7	2	0	2	4	-	-	-	-	-

**CAREER NOTES: 2015-16:** Skated in 63 games with Springfield (AHL) and finished fourth on the team among forwards in scoring with 11-14-25...Had a three-game assist streak from March 25-29 (0-3-3)...Registered a three-game point streak from March 13-19 (1-3-4)...Totaled a point in 8 of 12 games during the month of March (3-6-9)...Had three multi-point games...Scored his first AHL goal on Dec. 6 at Providence...Tallied first AHL point with assist on GWG on Nov. 27 at Hartford...**2014-15:** Played in 57 games with Sault Ste. Marie (OHL), registering 37-37-74 and a plus-44 rating...Set OHL career bests in games, goals, assists and points...Led the Greyhounds in goals and ranked fourth on the team in points...Ranked 13th in the OHL in goals and seventh in plus-minus...Scored 12 PPGS...Collected 21 multi-point games...Posted 2-1-3 vs. Saginaw on Oct. 1...Recorded an 11-game point streak (5-10-15) from Oct. 18 – Nov. 15...Had 1-3-4 vs. Saginaw on Jan. 14...Notched 3-1-4 vs. North Bay on Feb. 20...Registered 1-3-4 vs. Kitchener on Feb. 21...Recorded a seven-game point streak (8-9-17) from Feb. 11-21...Totaled 9-5-14 in 14 playoff games...Notched a five-game point streak (6-2-8) to start the postseason from Mar. 27 – Apr. 8...Tallied 2-1-3 vs. Saginaw on Mar. 28...Finished second on the team in playoff goals and tied with the third-most playoff points...**2013-14:** Skated in 48 games with Sault Ste. Marie...Collected 15-27-42 and a plus-10 rating...Scored his first career OHL goal against Sudbury on Sept. 21...Notched a five-game point streak (5-5-10) from Oct. 19-26...Registered 1-2-3 at Peterborough on Oct. 19...Scored his first OHL hat trick (3-1-4) vs. Sarnia on Oct. 23...Had 2-1-3 at Guelph on Dec. 19...Added 5-1-6 in nine playoff contests...Led the team in playoff goals...Scored two goals vs. Owen Sound on Mar. 22...Scored a hat trick (3-0-3) vs. Owen Sound on Mar. 28.



## JAKOB CHYCHRUN

D

Height: 6'3"      Weight: 203      Shoots: Left  
 Born: March 31, 1998, Boca Raton, Florida  
 Drafted: Arizona's 2nd choice (1st round, 16th overall) in the 2016 Entry Draft

SEASON	TEAM	LEAGUE	REGULAR SEASON					PLAYOFFS				
			GP	G	A	PTS	PIM	GP	G	A	PTS	PIM
2014-15	Sarnia	OHL	42	16	17	33	37	-	-	-	-	-
2015-16	Sarnia	OHL	62	11	38	49	51	7	2	6	8	8

**CAREER NOTES: 2015-16:** Signed an entry-level contract with Arizona on July 30, 2016...Registered 11-38-49 with 51 PIM in 62 games with Sarnia (OHL)...Led all Sarnia defensemen and ranked fourth among League defensemen in points...Recorded a point in 13 of 16 games (4-11-15) from Jan. 15- Feb. 17...Collected four assists vs. Barrie on Feb. 26...Participated in the CHL Top Prospects Game...Named to the OHL Second All-Star Team...Totaled 2-6-8 in seven OHL playoff games...Had 2-2-4 on Apr. 3 at Sault Ste. Marie...**2014-15:** Collected 16-17-33 with 37 PIM in 42 games with Sarnia (OHL)...Finished second among OHL rookie defensemen in points...Recorded his first OHL point at Saginaw on Sept. 27...Scored his first OHL goal and had his first multi-goal game at Mississauga on Oct. 5...Had a season-best six-game point streak (4-3-7) from Jan. 8- 17...Registered nine multi-point games...Named to the OHL First All-Rookie Team...Selected to the OHL Third All-Star Team.

**LAWSON CROUSE**

LW

Height: 6'4"      Weight: 217      Shoots: Left

Born: June 23, 1997, Mount Brydges, Ontario

Drafted: Florida's 1st choice (1st round, 11th overall) in the 2015 Entry Draft

Acquired: From Florida Panthers with Dave Bolland in exchange for Arizona's conditional 2017 third round draft choice and Arizona's conditional 2018 draft choice

SEASON	TEAM	LEAGUE	GP	REGULAR SEASON				PLAYOFFS				
				G	A	PTS	PIM	GP	G	A	PTS	PIM
2013-14	Kingston	OHL	63	15	12	27	64	7	0	3	3	2
2014-15	Kingston	OHL	56	29	22	51	70	4	2	1	3	18
2015-16	Kingston	OHL	49	23	39	62	56	9	7	4	11	2
	Portland	AHL	2	0	0	0	0	-	-	-	-	-

**CAREER NOTES: 2015-16:** Registered 23-39-62 with 56 PIM in 49 games played with Kingston (OHL)...Finished second on the team in points and assists, which were both career-highs...Began the season on a seven-game point streak (4-5-9)...Totaled 1-3-4 vs. North Bay on Feb. 13...Recorded a seven-game point streak (8-6-14) from Feb. 19-Mar. 5...Scored a hat trick at Flint on Mar. 5...Tallied a point in 38 of 49 games with Kingston...Recorded 7-4-11 in nine playoff games...Finished second on the team in playoff goals...Collected 1-2-3 in Kingston's opening playoff game vs. Oshawa...Skated in two games with Portland (AHL)...**2014-15:** Registered 29-22-51 with 70 PIM in 56 games with Kingston...Led Kingston in goals and points...Collected 14 multi-point games...Scored his first hat trick vs. Kitchener on Nov. 28...Had three three-point games during a four game stretch from Mar. 8- 14... Tallied 4-8-12 in his final seven games of the season...Led the team with 2-1-3 in four playoff games...Played in the CHL Top Prospects Game...Won the U20 World Junior Gold Medal with Canada and the Hlinka Memorial Gold Medal...**2013-14:** Tallied 15-12-27 with 64 PIM in 63 games with Kingston...Scored the lone Kingston goal in his OHL debut at Peterborough on Sep. 19...Collected his first multi-goal game vs. Ottawa on Oct. 4...Had a season-high 2-2-4 vs. Barrie on Mar. 12...Registered three assists in seven playoff games with Kingston...Was named to the OHL Second All-Rookie Team.

**CRAIG CUNNINGHAM**

RW

Height: 5'10"      Weight: 191      Shoots: Right

Born: Sept. 13, 1990, Trail, BC

Drafted: Boston's 4th choice (4th round, 97th overall) in the 2010 Entry Draft

Acquired: Claimed off waivers from Boston on March 2, 2015

SEASON	TEAM	LEAGUE	GP	REGULAR SEASON				PLAYOFFS				
				G	A	PTS	PIM	GP	G	A	PTS	PIM
2006-07	Vancouver	WHL	48	0	5	5	38	15	0	1	1	15
2007-08	Vancouver	WHL	67	11	14	25	72	10	1	2	3	6
2008-09	Vancouver	WHL	72	28	22	50	62	17	5	9	14	12
2009-10	Vancouver	WHL	72	37	60	97	44	16	12	12	24	12
2010-11	Vancouver	WHL	36	10	35	45	31	-	-	-	-	-
	Portland	WHL	35	17	25	42	25	21	7	14	21	12
2011-12	Providence	AHL	76	20	16	36	20	-	-	-	-	-
2012-13	Providence	AHL	75	25	21	46	26	12	3	5	8	4
2013-14	Boston	NHL	2	0	0	0	0	-	-	-	-	-
	Providence	AHL	75	25	22	47	40	12	3	4	7	6
2014-15	Boston	NHL	32	2	1	3	2	-	-	-	-	-
	Providence	AHL	21	5	10	15	8	-	-	-	-	-
	Arizona	NHL	19	1	3	4	2	-	-	-	-	-
2015-16	Arizona	NHL	10	0	1	1	2	-	-	-	-	-
	Springfield	AHL	61	22	24	46	20	-	-	-	-	-

**CAREER NOTES: 2015-16:** Skated in 10 games with Arizona and registered an assist...Tallied an assist on Dec. 29 vs. CHI...Collected 22-24-46 in 61 games with Springfield (AHL)...Tied for the team in lead points...Had a three-assist night on Apr. 16 vs. Portland...Scored a hat trick, including the GWG on Feb. 27 vs. Wilkes-Barre/Scranton...**2014-15:** Played in 19 games with Arizona and recorded 1-3-4 after being claimed off waivers from BOS on Mar. 2...Skated in 32 games with the Bruins and had 2-1-3...Collected 1-1-2 at CGY, Apr. 7...Had an assist at BUF, Mar. 26...Recorded an assist at DET, Mar. 24...Skated in 13:24 and won 50% (4-for-8) of his face-offs in his ARI debut vs. ANA, Mar. 3...Scored a goal at CBJ, Dec. 27...Recorded a goal vs. OTT, Dec. 13...Collected 5-10-15 and eight PIM in 21 games with Providence (AHL)...**2013-14:** Played in two games for BOS...Spent most of the season in Providence (AHL) and recorded 25-22-47 and 40 PIM in 75 games...Led the AHL Bruins in goals and was third overall in scoring...Recalled twice to Boston, from Dec. 16-18 and Apr. 13...Played his first NHL game on Dec. 17 vs. Calgary...**2012-13:** Spent the season in Providence (AHL) and recorded pro career season-highs in all offensive categories with 25-21-46...Played in a team-high 75 games...Recorded second straight 20+ goal AHL season as he finished second on the team in goals and third overall in points...Added 3-5-8 in 12 playoff contests...**2011-12:** Played his first pro season in Providence (AHL) and finished third overall in the club's scoring race while leading the team in goals with 20-16-36...Was the only player on the AHL Bruins to play in all 76 games...**2010-11:** Began the season in Vancouver (WHL) and recorded 10-35-45 in 36 games before his Dec. 28 trade to Portland (WHL) where he had 17-25-42 in games...His combined 87 points ranked 12th overall in the WHL...Added 7-14-21 in 21 postseason games before the Winterhawks fell to Kootenay in the WHL Finals...Ranks second on the Giants' list of all-time games played and third all-time in career points...**2009-10:** Finished sixth in the WHL scoring race with a career-high 37-60-97 for Vancouver...Named to WHL West First All-Star Team and was the Western Conference finalist for the WHL Player of the Year Award...**2008-09:** Posted 28-22-50 and a plus-28 rating in 72 games with Vancouver...Notched 5-9-14 in 17 playoff games with the Giants...**2007-08:** Recorded 11-14-25 in 67 games with Vancouver...Added 1-2-3 in 10 postseason games...**2006-07:** Won a Memorial Cup championship with the Giants...Played in 48 games in the regular season and had five assists...Recorded one assist in 15 postseason games.



## CHRISTIAN FISCHER

RW

Height: 6'2"

Weight: 215

Shoots: Right

Born: April 15, 1997, Chicago, Illinois

Drafted: Arizona's 3rd choice (2nd round, 32nd overall) in the 2015 Entry Draft

SEASON	TEAM	LEAGUE	GP	REGULAR SEASON				PLAYOFFS				
				G	A	PTS	PIM	GP	G	A	PTS	PIM
2013-14	USA U-17	USHL	54	19	23	42	23	-	-	-	-	-
2014-15	USA U-18	USHL	66	31	33	64	22	-	-	-	-	-
2015-16	Windsor	OHL	66	40	50	90	34	5	1	2	3	0
	Springfield	AHL	6	2	1	3	0	-	-	-	-	-

**CAREER NOTES: 2015-16:** Signed a three-year entry-level contract with Arizona on Aug. 20...Led Windsor (OHL) in scoring with 40-50-90 in 66 games, which were the most single season points in Windsor history since the 2010-11 season...Among league skaters, was 10th in goals and points and tied for 12th in assists...Had a season-long 12-game point streak with 14-8-22 from Feb. 20- Mar. 18...Scored a goal in four consecutive games from Feb. 27- Mar. 5 (7-3-10)...Had 25 multi-point games including four four-point games...Registered 12 multi-goal games...Totaled 1-2-3 in five playoff games...Skated in six games with Springfield (AHL), notching 2-1-3...Scored his first AHL goal in two-goal night on Apr. 16 vs. Portland...**2014-15:** Collected 31-33-64 and 22 PIM in 66 games with USA U-18 (USHL)...Ranked fifth on the U.S. U-18 Team in points and third in goals...Won gold with Team USA at the 2015 U-18 World Junior Championship where he tallied 1-7-8 in seven games...Set a USHL record for the fastest goal to start a game when he scored six seconds into the first period on Mar. 5 vs. Omaha...**2013-14:** Registered 19-23-42 and 23 PIM in 54 games with the USA U-17 team.



## STEFAN FOURNIER

RW

Height: 6'4"

Weight: 222

Shoots: Right

Born: April 30, 1992, Dorval, Quebec

Drafted: Not Drafted

Acquired: From Montreal with Jarred Tinordi in exchange for Victory Bartley and John Scott, Jan. 15, 2016

SEASON	TEAM	LEAGUE	GP	REGULAR SEASON				PLAYOFFS				
				G	A	PTS	PIM	GP	G	A	PTS	PIM
2008-09	Acadie-Bathurst	QMJHL	40	2	1	3	18	-	-	-	-	-
2009-10	Lewiston	QMJHL	52	12	13	25	54	4	1	2	3	2
2010-11	Lewiston	QMJHL	67	20	27	47	69	15	4	6	10	22
2011-12	Victoriaville	QMJHL	64	32	33	65	96	4	1	1	2	2
2012-13	Halifax	QMJHL	66	35	37	72	100	17	16	13	29	31
2013-14	Hamilton	AHL	40	2	5	7	86	-	-	-	-	-
	Wheeling	ECHL	1	0	0	0	0	-	-	-	-	-
2014-15	Hamilton	AHL	14	0	1	1	14	-	-	-	-	-
	Wheeling	ECHL	12	0	5	5	22	-	-	-	-	-
2015-16	St. John's	AHL	24	5	2	7	65	-	-	-	-	-
	Brampton	ECHL	5	0	1	1	19	-	-	-	-	-
	Springfield	AHL	32	2	2	4	78	-	-	-	-	-

**CAREER NOTES: 2015-16:** Played in 56 games with St. John's and Springfield (AHL), recording 7-4-11 and 143 PIM...Scored two goals at Toronto on Nov. 28 with St. John's...Scored first goal with Springfield on Feb. 6 at Syracuse...Skated in five games with Brampton (ECHL) and tallied an assist...**2014-15:** Tallied an assist in 14 games with Hamilton (AHL)...Collected five assists in 12 games with Wheeling (ECHL)...**2013-14:** Posted 2-5-7 with 86 PIM in 40 games with Hamilton (AHL)...Scored first AHL goal on Dec. 8 vs. Lake Erie...Tallied two assists on Jan. 25 at Lake Erie...Skated in one game with Wheeling...**2012-13:** Registered 35-37-72 with 100 PIM in 66 games with Halifax (QMJHL)...Posted career highs in goals, assists and points...Was named Captain of Halifax...Won the CHL Memorial Cup...Led the QMJHL with 16 playoff goals...Began the playoffs on a nine-game point streak (11-9-20)...**2011-12:** Posted 32-33-65 with 96 PIM in 64 games with Victoriaville (QMJHL)...Collected 14 multi-point games...Notched six points vs. Rimouski on Feb. 1 (4-2-6)...Recorded a point in all eight December games (7-8-15)...Scored a goal and added an assist in four playoff games...**2010-11:** Registered 20-27-47 with 69 PIM in 67 games with Lewiston (QMJHL)...Tallied 11 multi-point games...Posted 4-6-10 in 15 playoff games...**2009-10:** Registered 12-13-25 with 54 PIM in 52 games with Lewiston...Scored 1-4-5 in five October games...Collected four multi-point games...Added a goal and two assists in four playoff games...**2008-09:** Registered 2-1-3 with 18 PIM in 40 games with Acadie-Bathurst (QMJHL)...Scored his first QMJHL goal on Sept. 25 at Cape Breton in his second game.





## CONOR GARLAND

RW

Height: 5'9"

Weight: 165

Shoots: Right

Born: March 11, 1996, Scituate, Massachusetts

Drafted: Arizona's 8th choice (5th round, 123rd overall) in the 2015 Entry Draft

SEASON	TEAM	LEAGUE	GP	REGULAR SEASON				PIM	PLAYOFFS				
				G	A	PTS			GP	G	A	PTS	PIM
2012-13	Moncton	QMJHL	26	6	11	17		16	5	0	0	0	0
2013-14	Moncton	QMJHL	51	24	30	54		39	6	2	3	5	2
2014-15	Moncton	QMJHL	67	35	94	129		66	16	3	22	25	17
2015-16	Moncton	QMJHL	62	39	89	128		97	17	5	10	15	18

**CAREER NOTES: 2015-16:** Skated in 62 games with Moncton (QMJHL), registering league-leading 39-89-128...Set a career-high in goals...Was named to the QMJHL First All-Star Team...Won the Jean Beliveau Trophy (QMJHL Most Points) for the second consecutive season...Recorded at least one point in 58 of 62 games...Started the season on a 28-game point streak (19-50-69), which was a Moncton franchise record...Had the seventh highest total in League history with 17 consecutive games with at least one assist...Totaled 40 multi-point games and 11 multi-goal games...Recorded two hat tricks...Had a season-high five points (3-2-5) at Victoriaville on Nov. 27...Registered 16 points (8-8-16) during a four-game stretch from Nov. 27- Dec. 4...Totaled 9-21-30 in 12 December games...Registered 5-10-15 in 17 playoff games...Signed a three-year entry-level contract with Arizona on Dec. 23...**2014-15:** Registered 35-94-129 with 66 PIM in 67 games with Moncton, which led the League...Set career-highs in goals, assists and points...Was named to the QMJHL First All-Star Team...Won the Jean Beliveau Trophy (QMJHL Most Points)...Earned the QMJHL Michel Briere Trophy (Most Valuable Player)...Had a 14-game point streak (7-28-35) from Jan. 25- Feb.28...Earned a point in 20 of final 21 games (13-40-53)...Registered three consecutive 4-point games from Mar. 8- Mar. 14...Scored a season-high 3-3-6 on Nov. 14 vs. Victoriaville...Had 38 multi-point games and 10 multi-goal games...Totaled 3-22-25 with 17 PIM in 16 playoff games...Led the League in playoff assists... Had a career-high six assists on Apr. 17 vs. Halifax which was a Moncton franchise record for assists in a playoff game...**2013-14:** Registered 24-30-54 with 39 PIM in 51 games with Moncton...Totaled 15 multi-point games and 5 multi-goal games...Scored three points or more in seven games...Had a career-high 1-4-5 on Nov. 7 vs. Saint John...Registered a career-high point streak of 8-games (3-9-12) from Dec. 6-Dec. 28...Finished the season on a five-game point streak (6-3-9)...Notched 2-3-5 with two PIM in six playoff games...**2012-13:** Registered 6-11-17 with 16 PIM in 26 games with Moncton (QMJHL)...Scored his first goal in his first game with Moncton on Dec. 7 at Victoriaville...Began his career with a six-game point streak (2-8-10)...Scored a hat trick and had a season high 3-1-4 on Feb. 26 vs. Cape Breton.



## TYLER GAUDET

C

Height: 6'3"

Weight: 205

Shoots: Left

Born: April 4, 1993, Hamilton, Ontario

Drafted: Not Drafted

Acquired: Signed as a free agent, November 4, 2013

SEASON	TEAM	LEAGUE	GP	REGULAR SEASON				PIM	PLAYOFFS				
				G	A	PTS			GP	G	A	PTS	PIM
2011-12	Gatineau	QMJHL	38	3	2	5		25	-	-	-	-	-
	Pembroke	CCHL	22	4	12	16		6	11	0	3	3	2
2012-13	Pembroke	CCHL	25	10	12	22		6	-	-	-	-	-
	Sault Ste. Marie	OHL	34	3	5	8		10	6	1	0	1	10
2013-14	Sault Ste. Marie	OHL	65	26	35	61		35	9	2	6	8	0
	Portland	AHL	2	0	0	0		0	-	-	-	-	-
2014-15	Portland	AHL	71	8	12	20		22	4	1	1	2	0
	Arizona	NHL	2	0	0	0		0	-	-	-	-	-
2015-16	Springfield	AHL	44	4	9	13		23	-	-	-	-	-
	Arizona	NHL	14	1	2	3		0	-	-	-	-	-

**CAREER NOTES: 2015-16:** Registered 1-2-3 in 14 games with the Coyotes...Scored his first NHL goal on Feb. 20 vs. Dallas...Recorded his first NHL point (assist) on Oct. 30 vs. VAN...In 44 games with Springfield (AHL), he notched 4-9-13 with 23 PIM...Had 2-2-4 during the month of April...Tallied a point in consecutive games Jan. 29-30...**2014-15:** Skated in two games with the Coyotes...Made his NHL debut vs. PHI on Dec. 29...Registered 8-12-20 in 71 games with Portland (AHL)...Played in the third-most games on the team...Notched his first professional point (assist) at Worcester on Oct. 29...Scored his first career AHL goal at Providence on Nov. 7...Recorded a three-game point streak (2-1-3) from Nov. 22 - Dec. 2...Notched 0-2-2 vs. Bridgeport on Jan. 23...Had two assists at St. John's on Feb. 6...Collected 1-1-2 in four playoff games with the Pirates...Made his AHL postseason debut against Manchester on Apr. 23...Tallied 1-1-2 at Manchester on May 2...**2013-14:** Signed a three-year entry-level contract with Arizona on Nov. 4... Appeared in two games with Portland...Made his professional debut on Apr. 16 versus Albany...Registered 26-35-61 and 35 PIM in 65 games with Sault Ste. Marie (OHL)...Finished third on the team in scoring, fourth in assists and third in goals...Established career highs in games played, goals, assists, points and PIM...Tallied 1-2-3 versus Sudbury on Sept. 21...Had an eight-game point streak (7-8-15) from Oct. 19 - Nov. 5...Posted 2-1-3 versus Saginaw on Dec. 31...Had a five-game point streak (3-4-7) from Dec. 15 - 31...Notched a six-game point streak (3-4-7) from Jan. 5 - 17...Recorded a five-game point streak (5-4-9) from Feb. 6 - 15...Totaled 14 multi-point games...Registered 2-6-8 in nine postseason games with the Greyhounds...Tied for the team lead in total playoff points...Finished second on the team in postseason assists...**2012-13:** Appeared in 34 games with Sault Ste. Marie...Collected 3-5-8 and 10 PIM...Scored his first career OHL goal against Kingston on Jan. 6...Skated in six playoff contests with the Greyhounds, totaling 1-0-1 and 10 PIM...Registered 10-12-22 and six PIM in 25 games with Pembroke (CCHL) as team captain...**2011-12:** Skated in 22 games with Pembroke, finishing with 4-12-16 and six PIM...Added 0-3-3 in 11 postseason games...Played in 38 contests with Gatineau (QMJHL), collecting 3-2-5 and 25 PIM.



## JUSTIN HACHE

D

Height: 6'1"

Weight: 202

Shoots: Left

Born: Jan. 10, 1994, Petit-Rocher, New Brunswick

Drafted: Phoenix's 8th choice (7th round, 208th overall) in the 2012 Entry Draft

SEASON	TEAM	LEAGUE	REGULAR SEASON					PLAYOFFS				
			GP	G	A	PTS	PIM	GP	G	A	PTS	PIM
2010-11	Shawinigan	QMJHL	37	3	12	15	17	10	0	2	2	4
2011-12	Shawinigan	QMJHL	60	2	16	18	46	11	1	0	1	2
2012-13	Cape Breton	QMJHL	68	7	26	33	61	-	-	-	-	-
2013-14	Cape Breton	QMJHL	57	5	41	46	53	3	0	1	1	0
	Portland	AHL	6	0	0	0	2	-	-	-	-	-
2014-15	Portland	AHL	60	0	6	6	18	-	-	-	-	-
2015-16	Springfield	AHL	67	2	12	14	34	-	-	-	-	-

**CAREER NOTES: 2015-16:** Registered 2-12-14 and 34 PIM in 67 games with Springfield (AHL)...Scored first AHL goal on Nov. 1 at Providence...Scored a goal at Hartford on Mar. 19...Recorded a multi-point game on Apr. 10 vs. Providence... **2014-15:** Appeared in 60 games with Portland (AHL), totaling 0-6-6 and 18 PIM...Set AHL career highs in games, assists, points and PIM...Notched his first professional point (assist) at Worcester on Oct. 29...Had an assist at Springfield on Feb. 21...Was third among Pirates defensemen in games played... **2013-14:** Appeared in six games with Portland...Made his professional debut on Apr. 9 vs. Manchester...Signed a three-year entry-level contract with the Coyotes on Apr. 7...Collected 5-41-46 and 53 PIM in 57 games with Cape Breton (QMJHL)...Finished second on the team in assists and defensemen scoring...Set career highs in assists and total points...Notched a career-high four assists on Jan. 17 vs. Moncton...Had a career-long four-game point streak from Feb. 12-21...Added 0-1-1 in three postseason games with the Screaming Eagles... **2012-13:** Registered 7-26-33 and 61 PIM in 68 games with Cape Breton...Was one of three players to play in all 68 games...Led the team in defensemen assists and points...Posted 1-2-3 on Dec. 16 vs. Acadie-Bathurst... **2011-12:** Skated in 60 games with Shawinigan (QMJHL), totaling 2-16-18 and 46 PIM...Recorded 1-0-1 in 11 playoff contests... **2010-11:** Tallied 3-12-15 and 17 PIM in 37 games in his first season with Shawinigan...Made his QMJHL postseason debut, recording 0-2-2 in 10 games.



## ADIN HILL

G

Height: 6'4"

Weight: 199

Catches: Left

Born: May 11, 1996, Comox, British Columbia

Drafted: Arizona's 5th choice (3rd round, 76th overall) in the 2015 Entry Draft

SEASON	TEAM	LEAGUE	REGULAR SEASON							PLAYOFFS						
			GP	MIN	GA	SO	SV%	GAA	W-L-OTL	GP	MIN	GA	SO	SV%	GAA	W-L-OTL
2013-14	Portland	WHL	4	218	6	0	.934	1.65	4-0-0	-	-	-	-	-	-	-
2014-15	Portland	WHL	46	2604	122	2	.921	2.81	31-11-1	17	1074	53	1	.911	2.96	10-6-1
2015-16	Portland	WHL	65	3897	192	3	.917	2.96	32-27-6	4	234	14	0	.904	3.58	0-4-0
	Springfield	AHL	4	236	12	0	.905	3.05	1-3-0	-	-	-	-	-	-	-

**CAREER NOTES: 2015-16:** Registered a 32-27-6 record with a .917 SV% and 2.96 GAA in 65 games with Portland (WHL)...Set career highs in wins (32) and shutouts (3)...Won consecutive Vaughn CHL Goaltender of the Week awards (Oct. 19-25, Oct. 16-Nov. 1)...Finished fourth in the WHL in wins, seventh in SV% and led the League with 2,115 saves...Gave up 2 goals or less in six consecutive starts (Jan. 13- 23)...Posted a 1-3-0 record with a .905 SV% and a 3.05 GAA in four games with Springfield (AHL)...Earned his first win with Springfield on Apr. 16 vs. Portland with 29 saves... **2014-15:** Recorded a 31-11-1 mark with a 2.81 GAA and a .921 SV% in 46 games with Portland...Led the WHL in SV%...Posted first career shutout on Jan. 3 vs. Tri-City...Gave up two goals or less in eight of nine games and won nine straight contests from Feb. 13- Mar. 11...Won eight consecutive games from Jan. 16- 31... **2013-14:** Made four appearances and won all four games while only giving up six goals for Portland...Surrendered only two goals in his first three games.

**MAREK LANGHAMER**

G

**Height:** 6'3"      **Weight:** 202      **Catches:** Left  
**Born:** July 22, 1994, Moravska Trebova, Czech Republic  
**Drafted:** Phoenix's 7th choice (7th round, 184th overall) in the 2012 Entry Draft

SEASON	TEAM	LEAGUE	GP	MIN	REGULAR SEASON					W-L-OTL	PLAYOFFS						
					GA	SO	SV%	GAA			GP	MIN	GA	SO	SV%	GAA	W-L-OTL
2012-13	Medicine Hat	WHL	30	1450	83	2	.899	3.44	15-12-1		1	38	5	0	.833	7.83	0-0-0
2013-14	Medicine Hat	WHL	40	2392	103	2	.913	2.58	23-14-3		18	1071	42	0	.934	2.35	9-8-1
2014-15	Medicine Hat	WHL	50	2904	136	2	.902	2.81	30-16-3		10	657	25	1	.924	2.28	5-3-2
2015-16	Springfield	AHL	19	1027	65	0	.883	3.80	7-9-2		-	-	-	-	-	-	-
	Rapid City	ECHL	8	484	18	1	.935	2.23	5-2-1		-	-	-	-	-	-	-
	Arizona	NHL	-	-	-	-	-	-	-		-	-	-	-	-	-	-

**CAREER NOTES: 2015-16:** Posted a 7-9-2 record with a 3.80 GAA and a .883 SV% in 19 games with Springfield (AHL)...Won first AHL game with 23 save performance on Jan. 1 vs. Bridgeport...Won consecutive starts on Feb. 26-27...Made a season-high 43 saves in an OT loss to Hartford on Mar. 19...Posted a 5-2-1 record with a shutout in eight games with Rapid City (ECHL) **2014-15:** Played in a career-high 50 games with Medicine Hat (WHL)...Posted a 30-16-3 record with a 2.81 GAA and a .902 SV%...His 30 regular season wins were a career high...Ranked 7th among league goalies in wins and 13th in minutes...Registered 24 saves in shutout vs. Red Deer on Mar. 3...Made 16 saves in shutout vs. Kootenay on Mar. 8...Went 5-3-2 and tallied a .924 SV% and a 2.28 GAA in 10 postseason games with the Tigers...His 2.28 postseason GAA and .924 SV% ranked 2nd and 4th, respectively, in the WHL...**2013-14:** Appeared in 40 games with Medicine Hat...Registered a 23-14-3 record with a .913 SV% and a 2.58 GAA...Established WHL career highs in games played, save percentage, goals against average and wins...Ranked seventh among all WHL goalies in GAA, 10th in SV% and 14th in wins...Stopped 21 shots in shutout over Kootenay on Oct. 12...Made 24 saves in shutout against Moose Jaw on Feb. 21...Went 9-8-1 with a 2.35 GAA and a .934 SV% in 18 postseason games...Stopped 25 of 26 shots in 2-1 win over Swift Current in the opening game of the playoffs on Mar. 21...Won three straight postseason starts: Apr. 12 versus Kootenay (23-25), Apr. 14 at Kootenay (26-27) and Apr. 16 versus Kootenay (43-44)...**2012-13:** Played in 30 games with Medicine Hat, posting a 15-12-1 record with a 3.44 GAA and an .899 SV%...Made his WHL debut and notched 18 saves on 21 shots faced on Sept. 21 at Lethbridge...Stopped all 30 shots in shutout versus Calgary on Jan. 20...Recorded 38 saves in shutout versus Swift Current on Feb. 23...Appeared in one WHL playoff game.

**RYAN MACINNIS**

C

**Height:** 6'5"      **Weight:** 197      **Shoots:** Left  
**Born:** Feb. 14, 1996, St. Louis, Missouri  
**Drafted:** Arizona's 2nd choice (2nd round, 43rd overall) in the 2014 Entry Draft

SEASON	TEAM	LEAGUE	REGULAR SEASON					PLAYOFFS				
			GP	G	A	PTS	PIM	GP	G	A	PTS	PIM
2012-13	USNTDP Juniors	USHL	41	8	6	14	6	-	-	-	-	-
	U.S. National U17	USDP	52	15	10	25	6	-	-	-	-	-
	U.S. National U18	USDP	7	0	2	2	0	-	-	-	-	-
2013-14	Kitchener	OHL	66	16	21	37	18	-	-	-	-	-
2014-15	Kitchener	OHL	67	25	37	62	28	6	3	5	8	6
2015-16	Kitchener	OHL	59	38	43	81	49	9	5	8	13	8
	Springfield	AHL	2	0	0	0	0	-	-	-	-	-

**CAREER NOTES: 2015-16:** Registered 38-41-81 with 49 PIM in 59 games with Kitchener (OHL)...Led the team in goals and was tied for the team lead in points...His goals, assists and point totals were career-highs...Was named the recipient of the 570 News 3 Star Award and the winner of the Jim Malleck Memorial Trophy as the team's Most Valuable Player...Totaled 27 multi-point games and seven multi-goal games...Had a 21-game point streak (10-23-33) from Nov. 10- Jan. 24...Registered four consecutive multi-point games twice (Oct. 22-29; 8-3-11, Nov. 26- Dec. 4; 2-6-8)...Scored a career-high four goals on Oct. 29 vs. Peterborough...Totaled 5-8-13 in nine playoff games for Kitchener...Had a four point playoff game vs. Windsor...Made his professional debut with Springfield and skated in two games...**2014-15:** Registered 25-37-62 in 67 games with Kitchener...Established OHL career highs in games, goals, assists and points...Led the Rangers in points, assists and tied for the team lead in goals...Collected 16 multi-point games...Tallied three assists at London on Oct. 3...Posted a career-high 1-3-4 vs. Peterborough on Nov. 7...Scored 2-1-3 at London on Mar. 12...Led Kitchener in postseason scoring with 3-5-8 in six contests...Scored his first OHL postseason goal vs. London on Apr. 2...Recorded 2-2-4 against the Knights on Apr. 3...**2013-14:** Skated in 67 games with Kitchener, totaling 16-21-37...Ranked third on the team in points and fifth in assists...Made his debut with Kitchener and recorded his first career OHL assist vs. Saginaw on Sept. 20...Scored his first OHL goal vs. Peterborough on Sept. 27...Registered three assists at Kingston on Nov. 8...Had a three-game point streak (4-1-5) from Nov. 17-22.



## MATIA MARCANTUONI

C

Height: 6'0" Weight: 201 Shoots: Right

Born: February 22, 1994, Mountain, Ontario

Drafted: Pittsburgh's 4th choice (4th round, 92nd overall) in the 2013 Entry Draft

Acquired: From Pittsburgh in exchange for Dustin Jeffrey, Dan O'Donoghue and James Melindy on February 29, 2016

SEASON	TEAM	LEAGUE	REGULAR SEASON					PLAYOFFS				
			GP	G	A	PTS	PIM	GP	G	A	PTS	PIM
2010-11	Kitchener	OHL	42	11	16	27	26	7	0	0	0	0
2011-12	Kitchener	OHL	24	9	5	14	10	-	-	-	-	-
2012-13	Kitchener	OHL	64	7	18	25	34	10	1	1	2	6
2013-14	Kitchener	OHL	54	15	17	32	29	-	-	-	-	-
	Wilkes-Barre/ Scranton	AHL	1	0	0	0	2	-	-	-	-	-
2014-15	Wilkes-Barre/ Scranton	AHL	59	4	10	14	20	4	0	0	0	2
	Wheeling	ECHL	11	4	6	10	6	-	-	-	-	-
2015-16	Wilkes-Barre/Scranton	AHL	17	2	3	5	0	-	-	-	-	-
	Wheeling	ECHL	9	3	4	7	10	-	-	-	-	-
	Springfield	AHL	14	1	0	1	4	-	-	-	-	-

**CAREER NOTES: 2015-16:** Registered 3-3-6 with 4 PIM in 31 games with Wilkes-Barre/Scranton and Springfield (AHL)...Scored lone goal with Springfield at Albany on Apr. 2 which was a GWG...Added 3-4-7 in nine games with Wheeling (ECHL)...**2014-15:** Posted 4-10-14 with 20 PIM in 59 games with Wilkes-Barre/ Scranton...Had a three-game point streak from Mar. 7- Mar. 11 (2-1-3)...Totaled 4-6-10 with six PIM in 11 games with Wheeling...**2013-14:** Registered 15-17-32 with 29 PIM in 54 games with Kitchener (OHL)...Scored a point in 11 of 12 games (7-5-12) from Jan. 24- Feb. 20...Began the season with a point in four straight games...Skated in one game with Wilkes-Barre/Scranton (AHL)...**2012-13:** Registered 7-18-25 with 34 PIM in 64 games with Kitchener...Scored two goals on Oct. 19 vs. Oshawa...Collected five multi-point games...Had 1-1-2 in 10 playoff games...**2011-12:** Posted 9-5-14 with 10 PIM in 24 games with Kitchener...Tallied three multi-point games...Scored two goals at Erie on Jan. 7...**2010-11:** Registered 11-16-27 with 26 PIM in 42 games with Kitchener...Tallied an assist in his first OHL game vs. Saginaw on Sept. 24...Scored his first OHL goal and tallied three points vs. Barrie on Oct. 8...Collected four three-point games.



## DYSIN MAYO

D

Height: 6'1" Weight: 195 Shoots: Right

Born: August 17, 1996, Victoria, British Columbia

Drafted: Arizona's 6th choice (5th round, 133rd overall) in the 2014 Entry Draft

SEASON	TEAM	LEAGUE	REGULAR SEASON					PLAYOFFS				
			GP	G	A	PTS	PIM	GP	G	A	PTS	PIM
2012-13	Edmonton	WHL	42	1	4	5	12	19	0	4	4	2
2013-14	Edmonton	WHL	63	7	28	35	50	21	3	12	15	10
2014-15	Edmonton	WHL	72	14	37	51	75	5	0	2	2	2
2015-16	Edmonton	WHL	71	6	37	43	86	6	0	0	0	8
	Springfield	AHL	5	0	1	1	2	-	-	-	-	-

**CAREER NOTES: 2015-16:** Registered 6-37-43 with 86 PIM in 71 games with Edmonton (WHL)...Led team defensemen in points and was second on the team in assists...Collected eight multi-point games...Recorded a season-high 1-2-3 on Feb. 27 at Lethbridge...Had a season-high five-game point streak (1-6-7) from Dec. 18- Jan. 1...Recorded a four-game point streak (2-4-6) from Feb. 27- Mar. 7...Skated in six playoff games with Edmonton...Collected an assist in five games with Springfield (AHL)...Signed a three-year entry-level contract with Arizona on Dec. 26...**2014-15:** Registered 14-37-51 with 75 PIM in 72 games with Edmonton...Set career-highs in goals, assists and points...Finished 10th among League defensemen in points...Finished third on the team in points and led all defensemen...Was second on the team in assists...Had 13 multi-point games and two multi-goal games...Recorded a career-high 2-2-4 vs. Saskatoon on Nov. 14...Had a season-high five-game point streak (3-9-12) from Nov. 8- Nov. 21...Picked up two assists in five playoffs games...**2013-14:** Registered 7-28-35 with 50 PIM in 63 games with Edmonton...Collected five multi-point games and three 3-point games...Had a season-long five-game point streak (2-5-7) from Feb. 8- Feb. 19...Totaled 3-12-15 in 21 playoff games and won Memorial Cup with Edmonton...Began the playoffs with a six-game point streak (2-6-8)...Scored the GWG in Game 2 of the First Round vs. Prince Albert...**2012-13:** Registered 1-4-5 with 12 PIM in 42 games with Edmonton...Scored his first goal vs. Lethbridge on Jan. 27...Collected four assists in 19 playoff games...Had a two assist game in his playoff debut at Kootenay on Mar. 26.





## NICK MERKLEY

RW

**Height:** 5'11" **Weight:** 184 **Shoots:** Right  
**Born:** May 23, 1997, Calgary, Alberta  
**Drafted:** Arizona's 2nd choice (1st round, 30th overall) in the 2015 Entry Draft

SEASON	TEAM	LEAGUE	REGULAR SEASON					PLAYOFFS				
			GP	G	A	PTS	PIM	GP	G	A	PTS	PIM
2012-13	Kelowna	WHL	1	0	0	0	0	7	0	3	3	0
2013-14	Kelowna	WHL	66	25	33	58	46	14	4	13	17	12
2014-15	Kelowna	WHL	72	20	70	90	79	19	5	22	27	18
2015-16	Kelowna	WHL	43	17	31	48	44	-	-	-	-	-

**CAREER NOTES: 2015-16:** Skated in 43 games with Kelowna (WHL), registering 17-31-48 and 44 PIM...Recorded 16 multi-point games including two four-point games...Tallied four consecutive multi-point games and four consecutive games with a goal from Oct. 31- Nov. 7 (5-5-10)...Registered a point in 12 of 15 games from Oct. 31- Dec. 5 (9-14-23)...Had four GWGs...Signed a three-year entry-level contract with Arizona on Sept. 3...**2014-15:** Registered 20-70-90, a plus-29 rating and 79 PIM in 72 games with Kelowna...Ranked third in the WHL in assists, first in power-play assists (32) and sixth in points...Led the Rockets in points and assists...Had 26 multi-point games...Began the season with a six-game point streak (3-11-14) from Sept. 20 – Oct. 3...Tallied 0-4-4 at Seattle on Oct. 4...Recorded multiple points in seven straight games (3-11-14) from Nov. 2 – 15...Had a 12-game point streak (4-17-21) from Nov. 2 – 26...Added 5-22-27 and a plus-12 rating in 19 postseason games with the Rockets...Led the league in playoff assists...Had the second-most postseason points in the WHL...Registered a nine-game playoff point streak (1-11-12)...Posted 2-1-3 at Brandon on May 9...**2013-14:** Collected 25-33-58, a plus-24 rating and 46 PIM in 66 games with Kelowna...Ranked third among WHL rookies in points...Finished third on the team in goals, seventh in assists and fifth in points...Had 15 multi-point games...Posted 0-4-4 vs. Lethbridge on Oct. 16...Totaled 4-13-17 and 12 PIM in 14 playoff contests...Ranked second on the team in playoff points and assists...Registered an eight game playoff point streak (3-11-14) from Mar. 26 – Apr. 19...**2012-13:** Made his WHL debut with the Rockets on Dec. 15 at Red Deer...Notched 0-3-3 in seven postseason games with Kelowna.



## DAKOTA MERMIS

D

**Height:** 5'11" **Weight:** 191 **Shoots:** Left  
**Born:** January 5, 1994, Alton, Illinois  
**Drafted:** Not Drafted  
**Acquired:** Signed as a free agent, July 1, 2015

SEASON	TEAM	LEAGUE	REGULAR SEASON					PLAYOFFS				
			GP	G	A	PTS	PIM	GP	G	A	PTS	PIM
2010-11	USNTDP Juniors	USHL	36	4	4	8	53	2	0	0	0	0
	U.S. National U17	USDP	55	5	8	13	63	-	-	-	-	-
2011-12	Green Bay	USHL	60	5	22	27	98	12	0	1	1	20
2012-13	Univ. of Denver	NCAA	19	1	3	4	14	-	-	-	-	-
	London	OHL	27	2	9	11	34	21	1	3	4	21
2013-14	London	OHL	66	5	20	25	76	9	1	3	4	12
2014-15	London	OHL	36	1	10	11	36	-	-	-	-	-
	Oshawa	OHL	30	5	14	19	50	21	1	14	15	14
2015-16	Springfield	AHL	63	3	10	13	58	-	-	-	-	-
	Rapid City	ECHL	5	1	2	3	6	-	-	-	-	-

**CAREER NOTES: 2015-16:** Registered 3-10-13 with 58 PIM in 63 games with Springfield (AHL)...Scored first AHL goal on Jan. 1 vs. Bridgeport...Had a three-game point streak with three assists from Feb. 21-27...Tallied a three-point night on Mar. 13 vs. Syracuse (1-2-3)...Scored the OT GWG on Apr. 16 vs. Portland...Scored a goal and picked up two assists in five games with Rapid City (ECHL)...**2014-15:** Signed a three-year entry-level contract with Arizona on July 1, 2015...Registered 5-14-19 with a plus-26 rating in 30 games with Oshawa (OHL)...Ranked fifth in the OHL with a plus-48 rating and owns a plus-103 rating in 159 career OHL games...Set OHL career highs in goals, assists and points...Notched a five-game point streak (0-6-6) from Jan. 22-29...Had three assists vs. Kingston on Mar. 15...Traded to the Generals on Jan. 2, 2015...Began the season with London (OHL), totaling 1-10-11, a plus-22 rating and 36 PIM in 36 games with the Knights...Tallied three assists vs. Guelph on Nov. 6...Collected 1-14-15 and 14 PIM in 21 postseason games with Oshawa...Led Generals' defensemen in postseason points and assists...**2013-14:** Totaled 5-20-25 with a plus-40 rating and 76 PIM in 66 games with London...Ranked third on the team in plus-minus...Had 1-1-2 vs. Plymouth on Sept. 20...Notched 1-1-2 vs. Guelph on Nov. 7...Posted 1-3-4 and 12 PIM in nine playoff games...Earned a point in three straight games (1-2-3) from Apr. 6-10...**2012-13:** Skated in 27 games with the Knights, totaling 2-9-11 and 34 PIM...Tallied two assists in his OHL debut vs. Saginaw on Jan. 4...Posted 1-1-2 vs. Ottawa on Jan. 11...Had three assists at Ottawa on Jan. 24...Added 1-3-4 and 21 PIM in 21 postseason games with the Knights...Recorded 1-3-4 and 14 PIM in 19 games with Denver (NCAA).



CHRIS MUELLER

C

Height: 5'11" Weight: 202 Shoots: Right

Born: March 6, 1986, West Seneca, New York

Drafted: Not Drafted

Acquired: Signed as a free agent, July 1, 2016

SEASON	TEAM	LEAGUE	REGULAR SEASON					PLAYOFFS				
			GP	G	A	PTS	PIM	GP	G	A	PTS	PIM
2004-05	Michigan State	NCAA	41	2	17	19	32	-	-	-	-	-
2005-06	Michigan State	NCAA	41	11	16	27	47	-	-	-	-	-
2006-07	Michigan State	NCAA	42	16	16	32	30	-	-	-	-	-
2007-08	Michigan State	NCAA	42	13	14	27	32	-	-	-	-	-
2008-09	Grand Rapids	AHL	2	0	0	0	0	-	-	-	-	-
	Lake Erie	AHL	59	5	11	16	23	-	-	-	-	-
	Johnstown	ECHL	3	3	3	6	2	-	-	-	-	-
2009-10	Milwaukee	AHL	67	13	14	27	37	7	3	2	5	4
	Cincinnati	ECHL	5	4	1	5	0	-	-	-	-	-
2010-11	Nashville	NHL	15	0	3	3	2	-	-	-	-	-
	Milwaukee	AHL	67	24	26	50	34	13	4	7	11	13
2011-12	Nashville	NHL	4	0	0	0	0	-	-	-	-	-
	Milwaukee	AHL	73	32	28	60	30	3	1	0	1	0
2012-13	Nashville	NHL	18	2	3	5	6	-	-	-	-	-
	Milwaukee	AHL	55	18	18	36	35	2	0	0	0	2
2013-14	Dallas	NHL	9	0	0	0	0	4	0	0	0	2
	Texas	AHL	60	25	32	57	29	19	6	5	11	12
2014-15	New York	NHL	7	1	1	2	0	-	-	-	-	-
	Hartford	AHL	64	14	26	40	26	15	5	4	9	6
2015-16	San Diego	AHL	63	20	37	57	50	9	4	7	11	6

**CAREER NOTES: 2015-16:** Registered 20-37-57 with 50 PIM in 63 games with San Diego (AHL)...Led the team in goals and tied for the team lead in points...Collected 14 multi-point games including five three-point games...Had a five-game multi-point game streak from Feb. 26- Mar. 8 (6-6-12)...Recorded back to back three-point games from Apr. 6-9 (1-5-6)...Totaled 4-7-11 in nine playoff games...Scored at least one point in seven of nine playoff games...**2014-15:** Appeared in seven games with the Rangers (NHL), notching a goal and an assist...Collected both of his points on Oct. 21 at NJD, which was his second career multi-point game...Posted 14-26-40 with 26 PIM in 64 games with Hartford (AHL)...Was tied for third on the team in PPGs and assists...Totaled 5-4-9 in 15 playoff games with Hartford...**2013-14:** Played nine games with Dallas (NHL) and skated in four playoff games with the Stars...Registered 25-32-57 with 29 PIM in 60 games with Texas (AHL)...Set a PERSONAL career-high in assists...Helped Texas win the Calder Cup by totaling 6-5-11 in 19 playoff games...Posted a three-point playoff game on June. 8 vs. St. John's...**2012-13:** Registered 2-3-5 with six PIM in 18 games with Nashville (NHL)...Scored his first career NHL goal on Mar. 19 at CBJ...Posted 18-18-36 with 35 PIM in 55 games with Milwaukee (AHL)...Ended the season on a four-game point streak ((0-4-4)...Collected eight multi-point games...Skated in two playoff games with Milwaukee...**2011-12:** Appeared in four games with Nashville...Registered 32-28-60 in 73 games with Milwaukee (AHL)...Posted two four-point games...Had a season-long seven game point streak (3-7-10) from Mar. 3- Mar. 23...Added a goal in three AHL playoff games...**2010-11:** Tallied three assists in 15 games with Nashville...Made his NHL debut on Dec. 28 vs. Dallas...Collected his first career NHL point on Jan. 16 at CHI...Posted his first career multi-point game on Jan. 18 at PHX...Registered 24-26-50 with 34 PIM in 67 games with Milwaukee (AHL)...Led the team in goals and points...Recorded 4-7-11 with 13 PIM in 13 playoff games...**2009-10:** Registered 13-14-27 with 37 PIM in 67 games with Milwaukee...Had back-to-back three-point games on Jan. 15-16...Posted 3-2-5 with four PIM in seven playoff games...Skated in five games with Cincinnati (ECHL), notching four goals and an assist...**2008-09:** Registered 5-11-16 with 23 PIM in 59 games with Lake Erie (AHL)...Scored his first AHL goal on Nov. 28 at Richmond...Posted 3-3-6 in three games with Johnstown (ECHL)...**2004-2008:** Skated in two games with Grand Rapids (AHL) in 2008...Registered 42-63-105 with 141 PIM in 166 games with Michigan State University...Won the NCAA championship with the Spartans in 2007.



## BRENDAN PERLINI

LW

**Height:** 6'3"      **Weight:** 203      **Shoots:** Left  
**Born:** April 27, 1996, Guildford, England  
**Drafted:** Arizona's 1st choice (1st round, 12th overall) in the 2014 Entry Draft

SEASON	TEAM	LEAGUE	REGULAR SEASON					PLAYOFFS				
			GP	G	A	PTS	PIM	GP	G	A	PTS	PIM
2012-13	Barrie	OHL	32	1	1	2	4	-	-	-	-	-
	Niagara	OHL	27	7	3	10	4	5	1	2	3	4
2013-14	Niagara	OHL	58	34	37	71	36	7	0	1	1	6
2014-15	Niagara	OHL	43	26	34	60	22	11	7	5	12	7
	Portland	AHL	-	-	-	-	-	4	1	0	1	0
2015-16	Niagara	OHL	57	25	20	45	28	14	6	3	9	9

**CAREER NOTES: 2015-16:** Registered 25-20-45 with 28 PIM in 57 games with Niagara (OHL)...Finished third on the team in goals and points...Tallied a season-high five-game point streak from Oct. 3-17 (5-3-8)...Recorded a hat trick vs. Barrie on Oct. 8...Had 10 multi-point games including four three-point games...Scored a goal in three consecutive games four different occasions...Tallied 6-3-9 with nine PIM in 14 playoff games...Had a five-game point streak during the playoffs from Apr. 8- Apr. 23 (3-3-6)...Had two multi-goal games during the playoffs...**2014-15:** Skated in 43 games with Niagara, registering 26-34-60 and a plus-15 rating...Finished third on the team in points and tied for second in goals...Recorded a five-game goal streak (5-4-9) to start his season from Dec. 4-12...Notched a nine-game point streak (10-9-19) from Jan. 18 - Feb. 8...Collected 21 multi-point games...Recorded a career-best 7-5-12 in 11 playoff games with the IceDogs...Tied for the team lead in postseason goals...Tallied a point in six consecutive postseason games on (5-3-8) from Mar. 26 - Apr. 3...Notched 2-1-3 at Ottawa on Apr. 3...Made his professional debut with Portland (AHL) on Apr. 25 against Manchester...Scored his first career AHL goal vs. the Monarchs on Apr. 30...**2013-14:** Signed a three-year entry-level contract with Arizona on July 18...Skated in 58 games with Niagara, recording 34-37-71 and 36 PIM...Led the IceDogs in goals and finished second on the team in assists and points...Established career highs in goals, assists and points...Had 22 multi-point games...Posted 2-1-3 against Belleville on Sept. 28...Tallied a hat trick and 3-2-5 versus Owen Sound on Oct. 10...Notched 2-1-3 against North Bay on Oct. 14...Had three consecutive three-point games (4-5-9) from Dec. 13-20...Recorded a hat trick (3-0-3) at Kitchener on Jan. 10...Posted 2-1-3 versus North Bay on Feb. 22...Registered an 11-game point streak (9-15-24), earning at least a point in every October game...Had a five-game point streak (3-3-6) from Mar. 1-11...Totalled 0-1-1 and six PIM in seven postseason games...**2012-13:** Began the season with Barrie (OHL)...Recorded 1-1-2 and four PIM in 32 games...Traded to Niagara on Jan. 10...Appeared in 27 games with the IceDogs, collecting 7-3-10 and four PIM in 27 contests...Scored two goals vs. Peterborough on Jan. 19...Posted 1-2-3 and four PIM in five playoff games...Scored his first career OHL postseason goal against Oshawa on Mar. 24



## JUSTIN PETERS

G

**Height:** 6'2"      **Weight:** 210      **Catches:** Left  
**Born:** Aug. 30, 1986, Blyth, Ontario  
**Drafted:** Carolina's 2nd choice (2nd round, 38th overall) in the 2004 Entry Draft  
**Acquired:** Signed as a free agent, July 1, 2016

SEASON	TEAM	LEAGUE	GP	MIN	REGULAR SEASON					W-L-OTL	PLAYOFFS				
					GA	SO	SV%	GAA			GP	MIN	GA	SO	SV%
2002-03	Toronto	OHL	23	1057	55	0	.905	3.12	6-11-1		7	126	4	0	.949
2003-04	Toronto	OHL	53	3149	139	4	.910	2.65	30-16-6		18	1109	37	4	.922
2004-05	Toronto	OHL	58	3149	146	3	.911	2.78	23-20-8		10	524	25	0	.934
2005-06	Toronto	OHL	20	1174	75	0	.893	3.83	10-6-3		-	-	-	-	-
	Plymouth	OHL	35	2073	95	1	.921	2.75	19-15-1		13	789	42	0	.901
2006-07	Albany	AHL	34	1765	96	1	.886	3.26	10-18-0		-	-	-	-	-
	Florida	ECHL	1	65	6	0	.786	5.54	0-0-1		-	-	-	-	-
2007-08	Florida	ECHL	31	1846	79	1	.922	2.57	18-10-2		-	-	-	-	-
	Albany	AHL	11	645	29	0	.904	2.70	7-3-0		-	-	-	-	-
2008-09	Albany	AHL	56	3178	153	4	.908	2.89	19-30-4		-	-	-	-	-
2009-10	Carolina	NHL	9	488	23	0	.905	2.83	6-3-0		-	-	-	-	-
	Albany	AHL	47	2763	117	1	.917	2.54	26-18-2		8	508	29	0	.896
2010-11	Carolina	NHL	12	648	43	0	.875	3.98	3-5-1		-	-	-	-	-
2011-12	Carolina	NHL	7	387	16	1	.931	2.48	2-3-2		-	-	-	-	-
	Charlotte	AHL	28	1604	74	1	.908	2.77	10-13-2		-	-	-	-	-
2012-13	Carolina	NHL	19	954	55	1	.891	3.46	4-11-1		-	-	-	-	-
	Charlotte	AHL	37	2072	79	6	.921	2.29	22-12-1		-	-	-	-	-
2013-14	Carolina	NHL	21	1225	51	1	.919	2.50	7-9-4		-	-	-	-	-
	Charlotte	AHL	6	364	13	0	.932	2.14	4-1-1		-	-	-	-	-
2014-15	Washington	NHL	12	647	35	0	.881	3.25	3-6-1		-	-	-	-	-
	Hershey	AHL	2	119	1	3	.948	1.51	1-1-0		-	-	-	-	-
2015-16	Hershey	AHL	37	2055	104	1	.896	3.04	17-8-7		20	1242	44	2	.922

**CAREER NOTES: 2015-16:** Posted a 17-8-7 record with a 3.04 GAA and an .896 SV% in 37 games with Hershey (AHL)...Made 19 saves and shutout Utica on Oct. 23...Went 11-9-0 with a 2.13 GAA and a .922 SV% with two shutouts during the AHL playoffs...Allowed two goals or less in seven of first eight playoff games...**2014-15:** Registered a 3-6-1 record with a 3.25 GAA and an .881 SV% in 12 games with WSH (NHL)...Stopped 20 of 21 shots and earned his first win in his first start with WSH on Oct. 18...Played in two games with Hershey and recorded a shutout at Albany on Jan. 9...**2013-14:** Was 7-9-4 with a 2.50 GAA and .919 SV% in 21 appearances with Carolina (NHL)...Set career highs in wins, games played and minutes...Earned his first NHL assists vs. MIN on Nov. 9...Established a career-high five game point streak when he stopped 28 of 30 shots in a shootout win vs. ANA on Nov. 15...Played in six games with Charlotte (AHL) and went 4-1-1 with a .932 SV% and a 2.14 GAA...**2012-13:** Posted a 4-11-1 record with a .891 SV% and a 3.46 GAA in 19 games with Carolina (NHL)...Played in 37 games with Charlotte, recording a 22-12-1 mark with a 2.29 GAA and .921 SV%...Ranked tied for second in shutouts, eighth in GAA, ninth in SV% and tied for 13th in wins among AHL netminders...Started for the Western Conference at the 2013 AHL All-Star Game, stopping 12 of 13 shots in the opening period...Was named Top Goaltender at the skills competition during the AHL's All-Star Weekend...**2011-12:** Registered a 2-3-3 mark with a 2.48 GAA and .931 SV% in seven games with Carolina...Stopped 17 shots to earn his first career NHL shutout vs. WSH on Feb. 20...Went 10-13-2 with a 2.77 GAA and .907 SV% in 28 AHL games with Charlotte...Was named Reebok/AHL Goaltender of the Month for November after posting a 5-1-1 record with a 1.63 GAA and a .949 SV% in seven appearances...**2010-11:** Posted a 3-5-1 mark with a 3.98 GAA and .875 SV% in 12 games with Carolina...Established a career-high in NHL games played...**2009-10:** Earned a 6-3-0 record with a 2.83 GAA and .905 SV% in his first NHL season with Carolina...Won in his NHL debut at N.Y. Islanders by stopping 34 of 35 shots on Feb. 6...Was 26-18-2 with a 2.54 GAA and .917 SV% in 47 AHL games with Albany...Played in the 2010 AHL All-Star Classic and stopped nine of 11 shots during the second period...Went 4-4-0 with .896 SV% and 3.42 GAA in eight AHL playoff games...**2008-09:** Registered a 19-30-4 mark with a .908 SV% and 2.89 GAA in 56 games with Albany (AHL)...Posted AHL career bests in games played, shutouts and save percentage...Posted consecutive shutouts by making 47 saves at Providence on Mar. 20 and 32 saves vs. Philadelphia on Mar. 22...**2007-08:** Played in 11 games with Albany (AHL), posting a 7-3-0 mark with a .904 SV% and 2.70 GAA...Was 18-10-2 in the ECHL with Florida with a 2.57 GAA and .922 SV%...Was named ECHL's Goaltender of the Month for October by going unbeaten with a 0.97 GAA...Named to the 2008 ECHL All-Star Game...**2006-07:** Posted a 10-8-0 mark with a 3.26 GAA and .886 SV% in 34 games with Albany...Made his AHL debut at Rochester on Oct. 6...Earned his first shutout with Albany on Dec. 8...**2002-06:** Posted a career record of 88-70-16 in 189 career OHL games with Toronto and Plymouth with a 2.88 GAA and eight shutouts...His 30 wins in 2003-04 were second among OHL goaltenders...Was selected to the 2004 CHL Top Prospects Game...Had four shutouts during the 2004 OHL playoffs and scored a goal in Game 7 of Toronto's first round playoff victory against Sudbury.



## GARRET ROSS

LW

**Height:** 6'0" **Weight:** 177 **Shoots:** Left  
**Born:** May 26, 1992, Dearborn Heights, Michigan  
**Drafted:** Chicago's 5th choice (5th round, 139th overall) in the 2012 Entry Draft  
**Acquired:** Signed as a free agent, July 1, 2016

SEASON	TEAM	LEAGUE	REGULAR SEASON					PLAYOFFS				
			GP	G	A	PTS	PIM	GP	G	A	PTS	PIM
2009-10	Saginaw	OHL	43	7	4	11	103	6	0	0	0	12
2010-11	Saginaw	OHL	53	6	9	15	111	12	3	1	4	8
2011-12	Saginaw	OHL	60	25	29	54	93	12	6	4	10	23
2012-13	Saginaw	OHL	61	44	46	90	114	4	0	3	3	8
	Rockford	AHL	2	0	0	0	5	-	-	-	-	-
2013-14	Rockford	AHL	74	15	19	34	78	-	-	-	-	-
2014-15	Rockford	AHL	69	21	22	43	100	8	2	1	3	2
2015-16	Rockford	AHL	65	7	13	20	109	-	-	-	-	-

**CAREER NOTES: 2015-16:** Skated in 65 games with Rockford (AHL), recording 7-13-20 and 109 PIM...Posted two multi-point games...Totaled 4-5-9 in 12 games during December...Had a five-game point streak from Dec. 2- Dec. 11 (3-3-6)...**2014-15:** Registered 21-22-43 with 100 PIM in 69 games with Rockford...Set AHL career-highs in goals, assists and points...Collected nine multi-point games including five three-point games...Scored his first career hat trick at San Antonio on Oct. 31...Tallied a hat trick vs. Lake Erie on Dec. 7...Totaled 5-2-7 in seven December games...Had 3-3-6 during a three game stretch from Feb. 27- Mar. 6...**2013-14:** Posted 15-19-34 with 78 PIM in 74 games with Rockford...Received the 2013-14 Rockford Rookie of the Year Award...Recorded his first AHL goal on Oct. 22 at Hamilton...Tallied his first multi-goal game vs. Charlotte on Dec. 7...Collected five multi-point games...**2012-13:** Registered 44-46-90 with 114 PIM in 61 games with Saginaw (OHL)...Set career-highs in games played, goals, assists and points...Finished tied for the team lead in goals...Named Saginaw's captain for the season...Ranked second on Saginaw in points and assists...Collected 12-12-24 during a nine-game point streak from Jan. 26- Feb. 18...Recorded a career-high five points vs. Windsor on Feb. 16...Named OHL Player of the Week for Jan. 7- 13...Skated in two games with Rockford...Made his professional debut on Apr. 13 at Milwaukee...**2011-12:** Registered 25-29-54 with 93 PIM in 60 games with Saginaw (OHL)...Finished fifth on Saginaw in points...Scored 2-2-4 vs. Sault Ste. Marie on Dec. 3...Had a seven-game point streak from Oct. 15- Nov. 5 (5-5-10)...Finished second on the team with six goals during the playoffs...**2010-11:** Posted 6-9-15 with 111 PIM in 53 games with Saginaw (OHL)...Scored a hat trick vs. Sault Ste. Marie on Dec. 1...Had 3-1-4 in 12 playoff games...**2009-10:** Registered 7-4-11 with 103 PIM in 43 games with Saginaw (OHL)...Scored his first OHL goal vs. Belleville on Oct. 10.



## HENRIK SAMUELSSON

RW

**Height:** 6'3" **Weight:** 237 **Shoots:** Right  
**Born:** February 7, 1994, Scottsdale, Arizona  
**Drafted:** Phoenix's 1st choice (1st round, 27th overall) in the 2012 Entry Draft

SEASON	TEAM	LEAGUE	REGULAR SEASON					PLAYOFFS				
			GP	G	A	PTS	PIM	GP	G	A	PTS	PIM
2010-11	USNTDP	USHL	27	4	7	11	78	-	-	-	-	-
2011-12	Modo J20	SuperElit	16	4	5	9	22	-	-	-	-	-
	Modo	Sweden-1	15	0	2	2	12	-	-	-	-	-
	Edmonton	WHL	28	7	16	23	42	17	4	10	14	20
2012-13	Edmonton	WHL	69	33	47	80	97	22	11	8	19	43
2013-14	Edmonton	WHL	65	35	60	95	97	21	8	15	23	51
2014-15	Arizona	NHL	3	0	0	0	2	-	-	-	-	-
	Portland	AHL	68	18	22	40	56	5	2	3	5	13
2015-16	Springfield	AHL	43	3	9	12	30	-	-	-	-	-

**CAREER NOTES: 2015-16:** Registered 3-9-12 with 30 PIM in 43 games with Springfield (AHL)...Had a multi-point game on Apr. 8 vs. Hartford...Recorded consecutive multi-point games (1-3-4) on Oct. 28 and 30...**2014-15:** Played in three games for the Coyotes...Made his NHL debut at NYR on Feb. 26 and had 9:33 TOI...Played in 68 games for Portland (AHL) and recorded 18-22-40 and 56 PIM...Had a plus-10 rating...Tied for the team lead in PPGs (7)...Ranked third on the team in goals and tied for fourth in points...Recorded 2-3-5 and 13 PIM in five postseason games with the Pirates...**2013-14:** Skated in 65 games with Edmonton (WHL), registering 35-60-95 and 97 PIM...Set career highs in goals, assists and points...Led the Oil Kings in assists and total points...Ranked ninth in the WHL in scoring and fifth in assists...Had a nine-game point streak (6-11-17) from Feb. 17 - Mar. 4...Tallied 26 multi-point games...Had multiple points in six consecutive games from Sept. 27-Oct. 9...Posted a six-game point streak (4-3-7) from Oct. 19-Nov. 3...Recorded an eight game point streak (7-9-16) from Dec. 10-Jan. 4...Notched 1-3-4 vs. Calgary on Sept. 20...Registered a hat trick (3-0-3) vs. Lethbridge on Dec. 13...Had four assists vs. Seattle on Jan. 4...Posted 4-1-5 against Prince George on Jan. 17...Tallied 2-2-4 vs. Lethbridge on Feb. 17...Notched 2-2-4 against Red Deer on Mar. 15...Finished with 8-15-23 and 51 PIM in 21 postseason games...Led Edmonton in postseason points and assists...Helped the Oil Kings win the WHL Championship...Added 4-4-8 in five Memorial Cup games including 2-3-5 in Edmonton's 6-3 win over Guelph to clinch the Memorial Cup Championship...Was the tournament's leading scorer and won the Memorial Cup Most Points 'Ed Chynoweth' Award...Named to the Memorial Cup All-Star Team...**2012-13:** Appeared in a career-high 69 games with Edmonton, recording 33-47-80 and 97 PIM...Established career highs in goals, assists, and points...Finished third on the Oil Kings in points and goals...Recorded 11-8-19 and 43 PIM in 22 postseason games...Ranked second on the team in postseason goals...Notched an 11-game point streak (7-14-21) from Jan. 20-Feb. 8...Registered an eight-game point streak (3-7-10) from Nov. 9-30...Totaled 22 multi-point games...Registered a hat trick (3-1-4) on Dec. 31 vs. Brandon...Tallied 1-3-4 on Jan. 27 vs. Lethbridge...**2011-12:** Made his WHL debut with Edmonton...Skated in 28 games with the Oil Kings, collecting 7-16-23 and 42 PIM...Scored his first WHL goal on Jan. 14 vs. Kootenay...Helped Edmonton win the WHL Championship...Posted 4-10-14 and 20 PIM in 17 postseason games...Named to the CHL Memorial Cup All-Star Team...Played in 15 games with MODO (SHL), collecting 0-2-2 and 12 PIM...Recorded 4-5-9 and 22 PIM in 16 games with MODO J20 (SuperElit)...Skated in three games with MODO J18 (J18 Elit), recording 4-1-5 and eight PIM...**2010-11:** Registered 4-7-11 and 78 PIM in 27 games with the U.S. NTDP (USHL). Scored a hat trick vs. Sault Ste. Marie on Dec. 1...Had 3-1-4 in 12 playoff games.





KYLE WOOD

D

Height: 6'7"

Weight: 235

Shoots: Right


Born: May 4, 1996, Waterloo, Ontario

Drafted: Colorado's 3rd choice (3rd round, 84th overall) in the 2014 Entry Draft

Acquired: From Colorado with Conner Bleakley in exchange for Mikkel Boedker, Feb. 29, 2016

SEASON	TEAM	LEAGUE	REGULAR SEASON					PLAYOFFS				
			GP	G	A	PTS	PIM	GP	G	A	PTS	PIM
2012-13	Brampton	OHL	16	1	1	2	8	5	0	0	0	2
2013-14	North Bay	OHL	33	2	10	12	21	22	2	8	10	6
2014-15	North Bay	OHL	67	16	24	40	18	15	1	10	11	2
2015-16	North Bay	OHL	49	8	31	39	18	11	2	11	13	2
	Springfield	AHL	2	0	0	0	2	-	-	-	-	-

**CAREER NOTES: 2015-16:** Registered 8-31-39 with 18 PIM in 49 games with North Bay (OHL)...Ranked second among defensemen on the team in points and fourth overall in assists, which were a career high...Had a season-high five-game point streak from Jan. 31-Feb. 9 (2-3-5)...Posted a season-high three assists vs. Sudbury on Feb. 18...Totaled 2-11-13 in 18 playoff games...Had a five assist playoff game at Peterborough on Mar. 29...Recorded 0-8-8 in his first three playoff games...Skated in two games with Springfield (AHL) and recorded two PIM...**2014-15:** Posted 16-24-40 with 18 PIM in 67 games with North Bay...Set career highs in games played, goals, assists and points...Led the team with 11 PPGs...Had 10 multi-point games and three three-point games...Totaled 1-10-11 in 15 playoff games...Recorded a point in six of the first seven playoff games...**2013-14:** Registered 2-10-12 with 21 PIM in 33 games with North Bay...Notched two assists at Oshawa on Jan. 31...Totaled 2-8-10 in 22 playoff games...Scored his first OHL playoff goal on Mar. 27 at Niagara...**2012-13:** Recorded 1-1-2 with eight PIM in 16 games with Brampton (OHL)...Registered his first OHL point vs. Ottawa on Mar. 3...Scored his first OHL goal vs. Oshawa on Mar. 10.



## KYLE CAPOBIANCO

D

**Height:** 6'2" **Weight:** 183 **Shoots:** Left  
**Born:** August 13, 1997, Mississauga, Ontario  
**Drafted:** Arizona's 4th choice (3rd round, 63rd overall) in the 2015 Entry Draft

SEASON	TEAM	LEAGUE	REGULAR SEASON					PLAYOFFS				
			GP	G	A	PTS	PIM	GP	G	A	PTS	PIM
2013-14	Sudbury	OHL	53	0	11	11	18	5	0	0	0	0
2014-15	Sudbury	OHL	68	10	30	40	54	-	-	-	-	-
2015-16	Sudbury	OHL	68	7	36	43	58	-	-	-	-	-



## CONNOR CLIFTON

D

**Height:** 5'11" **Weight:** 193 **Shoots:** Right  
**Born:** April 28, 1995, Matawan, New Jersey  
**Drafted:** Phoenix's 4th choice (5th round, 133rd overall) in the 2013 Entry Draft

SEASON	TEAM	LEAGUE	REGULAR SEASON					PLAYOFFS				
			GP	G	A	PTS	PIM	GP	G	A	PTS	PIM
2011-12	New Jersey	EJHL	28	1	11	12	46	6	0	0	0	15
	USNTDP Juniors	USHL	8	1	0	1	16	-	-	-	-	-
	U.S. National U17	USDP	12	1	1	2	24	-	-	-	-	-
2012-13	USNTDP Juniors	USHL	25	3	6	9	90	-	-	-	-	-
	U.S. National U18	USDP	66	8	15	23	114	-	-	-	-	-
2013-14	Quinnipiac	NCAA	36	5	4	9	106	-	-	-	-	-
2014-15	Quinnipiac	NCAA	38	0	5	5	46	-	-	-	-	-
2015-16	Quinnipiac	NCAA	43	7	21	28	42	-	-	-	-	-



## CAM DINEEN

D

**Height:** 6'1" **Weight:** 187 **Shoots:** Left  
**Born:** June 19, 1998, Toms River, New Jersey  
**Drafted:** Arizona's 3rd choice (3rd round, 68th overall) in the 2016 Entry Draft

SEASON	TEAM	LEAGUE	REGULAR SEASON					PLAYOFFS				
			GP	G	A	PTS	PIM	GP	G	A	PTS	PIM
2014-15	New Jersey	EHL	39	11	30	41	8	2	0	0	0	0
	Tri-City	USHL	3	0	0	0	0	-	-	-	-	-
2015-16	North Bay	OHL	68	13	46	59	18	11	0	8	8	0




## JARED FIEGL

LW

**Height:** 6'1" **Weight:** 217 **Shoots:** Left  
**Born:** Jan. 23, 1996, Parker, Colorado  
**Drafted:** Arizona's 8th choice (7th round, 191st overall) in the 2014 Entry Draft

SEASON	TEAM	LEAGUE	REGULAR SEASON					PLAYOFFS				
			GP	G	A	PTS	PIM	GP	G	A	PTS	PIM
2012-13	USNTDP Juniors	USHL	38	4	4	8	29	-	-	-	-	-
	U.S. National U17	USDP	56	7	9	16	37	-	-	-	-	-
	USA U17	WHC-17	6	1	2	3	2	-	-	-	-	-
2013-14	USNTDP Juniors	USHL	16	0	0	0	10	-	-	-	-	-
	U.S. National U18	USDP	45	2	4	6	26	-	-	-	-	-
2014-15	Cornell	NCAA	23	1	0	1	33	-	-	-	-	-
2015-16	Cornell	NCAA	30	1	1	2	18	-	-	-	-	-

**RHETT HOLLAND**

D

**Height:** 6'2" **Weight:** 216 **Shoots:** Right  
**Born:** Sept. 25, 1993, Calgary, Alberta  
**Drafted:** Phoenix's 4th choice (4th round, 102nd overall) in the 2012 Entry Draft

SEASON	TEAM	LEAGUE	REGULAR SEASON					PLAYOFFS				
			GP	G	A	PTS	PIM	GP	G	A	PTS	PIM
2009-10	Okotoks	AJHL	57	3	8	11	91	7	0	1	1	6
2010-11	Okotoks	AJHL	31	2	9	11	117	-	-	-	-	-
2011-12	Okotoks	AJHL	47	3	7	10	223	8	0	1	1	18
2012-13	Michigan State	NCAA	3	0	0	0	15	-	-	-	-	-
2013-14	Michigan State	NCAA	31	0	4	4	49	-	-	-	-	-
2014-15	Michigan State	NCAA	35	1	3	4	18	-	-	-	-	-
2015-16	Michigan State	NCAA	37	0	3	3	55	-	-	-	-	-

**ERIK KALLGREN**

G

**Height:** 6'3" **Weight:** 198 **Catches:** Left  
**Born:** October 14, 1996, Stockholm, Sweden  
**Drafted:** Arizona's 9th choice (7th round, 183rd overall) in the 2015 Entry Draft

SEASON	TEAM	LEAGUE	REGULAR SEASON							PLAYOFFS						
			GP	MIN	GA	SO	SV%	GAA	W-L-OTL	GP	MIN	GA	SO	SV%	GAA	W-L-OTL
2012-13	Linköping U18	Swe-U18	17	994	35	4	-	2.11	13-3-0	-	-	-	-	-	-	-
	Linköping Jr.	Swe. Jr.	2	97	4	0	-	2.46	0-2-0	-	-	-	-	-	-	-
2013-14	Linköping U18	Swe-U18	25	1507	55	4	-	2.19	19-6-0	5	330	11	0	-	2.00	3-2-0
	Linköping Jr.	Swe. Jr.	2	119	7	0	-	3.53	1-1-0	1	47	5	0	-	6.36	0-1-0
2014-15	Linköping Jr.	Swe. Jr.	34	2052	60	6	-	1.75	27-7-0	7	428	18	0	-	2.52	5-2-0
	Oskarshamn	Sweden-1	3	145	6	0	.896	2.49	2-1-0	-	-	-	-	-	-	-
2015-16	Oskarshamn IK	Sweden-1	20	1149	53	1	.897	2.77	9-10-0	-	-	-	-	-	-	-

**ANTON KARLSSON**

RW

**Height:** 6'2" **Weight:** 189 **Shoots:** Left  
**Born:** August 3, 1996, Lerum, Sweden  
**Drafted:** Arizona's 4th choice (3rd round, 87th overall) in the 2014 Entry Draft

SEASON	TEAM	LEAGUE	REGULAR SEASON					PLAYOFFS				
			GP	G	A	PTS	PIM	GP	G	A	PTS	PIM
2012-13	Frolunda J18	J18 Elit	16	14	13	27	37	-	-	-	-	-
	Frolunda J18	J18 Alls.	7	6	6	12	27	3	1	3	4	0
	Frolunda J20	Super Elit	17	4	4	8	4	3	1	1	2	0
2013-14	Frolunda J18	J18 Elit	1	0	1	1	4	-	-	-	-	-
	Frolunda J18	J18 Alls.	4	2	4	6	6	5	3	3	6	2
	Frolunda J20	Super Elit	28	12	10	22	88	3	0	2	2	2
2014-15	Skelleftea AIK J20	Super Elit	16	8	6	14	37	-	-	-	-	-
	Skelleftea AIK	SHL	6	0	1	1	0	-	-	-	-	-
	Frolunda HC J20	Super Elit	16	6	9	15	4	8	3	7	10	6
2015-16	Frolunda HC	SHL	9	0	1	1	2	-	-	-	-	-
	Frolunda HC J20	Super Elit	8	1	2	3	2	-	-	-	-	-
	Frolunda HC	SHL	19	0	2	2	2	-	-	-	-	-
	BIK Karlskoga	Allsvenskan	3	1	1	2	0	-	-	-	-	-
	Leksands IF	Allsvenskan	21	2	6	8	6	14	1	3	4	2



## CLAYTON KELLER

C

**Height:** 5'11" **Weight:** 168 **Shoots:** Left  
**Born:** July 29, 1998, Chesterfield, MO  
**Drafted:** Arizona's 1st choice (1st round, 7th overall) in the 2016 Entry Draft

SEASON	TEAM	LEAGUE	REGULAR SEASON					PLAYOFFS				
			GP	G	A	PTS	PIM	GP	G	A	PTS	PIM
2014-15	USNTDP Juniors	USHL	32	14	23	37	10	-	-	-	-	-
	U.S. National U17 Team	USDP	45	25	34	59	24	-	-	-	-	-
	U.S. National U18 Team	USDP	16	9	14	23	4	-	-	-	-	-
2015-16	USNTDP Juniors	USHL	23	13	24	37	14	-	-	-	-	-
	U.S. National U18 Team	USDP	62	37	70	107	40	-	-	-	-	-



## PATRICK KUDLA

D

**Height:** 6'4" **Weight:** 176 **Shoots:** Left  
**Born:** April 2, 1996, Guelph, Ontario  
**Drafted:** Arizona's 4th choice (5th round, 158th overall) in the 2016 Entry Draft

SEASON	TEAM	LEAGUE	REGULAR SEASON					PLAYOFFS				
			GP	G	A	PTS	PIM	GP	G	A	PTS	PIM
2014-15	Guelph	GOJHL	48	15	46	61	56	4	1	6	7	8
2015-16	Oakville	OJHL	50	13	53	66	86	11	1	7	8	18




## JENS LOOKE

D

**Height:** 6'2" **Weight:** 194 **Shoots:** Right  
**Born:** April 11, 1997, Gavle, Sweden  
**Drafted:** Arizona's 7th choice (2nd round, 32nd overall) in the 2015 Entry Draft

SEASON	TEAM	LEAGUE	REGULAR SEASON					PLAYOFFS				
			GP	G	A	PTS	PIM	GP	G	A	PTS	PIM
2013-14	Brynäs Jr.	Sweden Jr.	7	2	0	2	0	2	0	1	1	0
	Brynäs U18	Sweden Jr. U18	32	15	25	40	14	5	3	4	7	2
2014-15	Brynäs	Sweden	43	2	4	6	2	7	0	0	0	0
	Brynäs Jr.	Sweden Jr.	18	10	8	18	4	2	1	1	2	2
	Brynäs U18	Sweden Jr. U18	1	1	4	5	0	4	3	3	6	0
2015-16	Brynäs IF J20	Super Elit	10	6	8	14	4	4	1	1	2	0
	Brynäs IF	SHL	5	0	0	0	0	-	-	-	-	-
	Almtuna IS	Allsvenskan	30	3	8	11	2	4	1	1	2	0



## JEDD SOLEWAY

C

**Height:** 6'2" **Weight:** 220 **Shoots:** Right  
**Born:** May 12, 1994, Vernon, British Columbia  
**Drafted:** Phoenix's 6th choice (7th round, 193rd overall) in the 2013 Entry Draft

SEASON	TEAM	LEAGUE	REGULAR SEASON					PLAYOFFS				
			GP	G	A	PTS	PIM	GP	G	A	PTS	PIM
2010-11	Okanagan	BCMML	40	16	17	33	97	-	-	-	-	-
2011-12	Vernon	BCHL	58	13	12	25	50	-	-	-	-	-
2012-13	Vernon	BCHL	26	5	12	17	29	-	-	-	-	-
	Penticton	BCHL	22	14	15	29	33	15	5	6	11	6
2013-14	Wisconsin	NCAA	35	1	7	8	28	-	-	-	-	-
2014-15	Wisconsin	NCAA	30	6	2	8	44	-	-	-	-	-
2015-16	Wisconsin	NCAA	32	6	4	10	78	-	-	-	-	-






## DEAN STEWART

D

**Height:** 6'3" **Weight:** 182 **Shoots:** Right  
**Born:** June 12, 1998, Portage la Prairie, Manitoba  
**Drafted:** Arizona's 7th choice (7th round, 188th overall) in the 2016 Entry Draft

SEASON	TEAM	LEAGUE	REGULAR SEASON					PLAYOFFS				
			GP	G	A	PTS	PIM	GP	G	A	PTS	PIM
2014-15	Central Plains Midget AAA	MMHL	21	2	4	6	52	-	-	-	-	-
	Portage	MJHL	33	1	5	6	2	1	0	0	0	2
2015-16	Portage	MJHL	42	8	14	22	28	13	3	10	13	8




## BRENDAN WARREN

LW

**Height:** 6'2" **Weight:** 194 **Shoots:** Left  
**Born:** May 7, 1997, Carleton, Michigan  
**Drafted:** Arizona's 6th choice (3rd round, 81st overall) in the 2015 Entry Draft

SEASON	TEAM	LEAGUE	REGULAR SEASON					PLAYOFFS				
			GP	G	A	PTS	PIM	GP	G	A	PTS	PIM
2013-14	USA U-17	USHL	53	13	26	39	65	-	-	-	-	-
2014-15	USA U-18	USHL	61	19	19	38	49	-	-	-	-	-
2015-16	Michigan	NCAA	38	5	12	17	18	-	-	-	-	-



## DAVID WESTLUND

D

**Height:** 6'4" **Weight:** 220 **Shoots:** Left  
**Born:** Feb. 5, 1995, Ostersund, Sweden  
**Drafted:** Arizona's 7th choice (6th round, 163rd overall) in the 2014 Entry Draft

SEASON	TEAM	LEAGUE	REGULAR SEASON					PLAYOFFS				
			GP	G	A	PTS	PIM	GP	G	A	PTS	PIM
2011-12	Brynas J18	J18 Elit	20	4	6	10	59	-	-	-	-	-
	Brynas J18	J18 Alls.	17	1	6	7	4	6	0	0	0	6
2012-13	Brynas J18	J18 Elit	11	3	3	6	43	-	-	-	-	-
	Brynas J18	J18 Alls.	8	0	2	2	20	7	1	2	3	6
	Brynas J20	Super Elit	32	1	5	6	59	2	0	0	0	4
2013-14	Brynas J20	Super Elit	33	5	5	10	61	7	0	2	2	10
	Brynas	SHL	21	0	1	1	0	-	-	-	-	-
2014-15	Brynas J20	Super Elit	12	4	4	8	41	3	1	3	4	4
	Brynas	SHL	53	0	2	2	8	3	0	0	0	0
2015-16	Karlskrona HK J20	Super Elit	5	1	0	1	2	-	-	-	-	-
	Karlskrona HK	SHL	9	1	0	1	4	1	0	0	0	0



## GOALTENDERS (6)

NO	NAME	P	HT	WT	C	BIRTHPLACE	BIRTHDATE	2015-16 CLUB	GP	MIN	W-L-T	SO	GAA	SV%
30	LANGHAMER, Marek	G	6-2	193	L	Moravska Trebova , CR	July 22, 1994	Rapid City (ECHL)	8	484	5-2-1	1	2.23	.935
								Springfield (AHL)	19	1027	7-9-2	0	3.80	.883
31	HILL, Adin	G	6-4	203	L	Calgary, AB	May 11, 1996	Portland (WHL)	65	3897	32-27-6	3	2.96	.917
								Springfield (AHL)	4	236	1-3-0	0	3.05	.905
35	DOMINGUE, Louis	G	6-3	210	R	St-Hyacinthe, QC	Mar. 6, 1992	Arizona (NHL)	39	2207	15-18-5	2	2.75	.912
								Springfield (AHL)	13	778	6-6-1	1	2.55	.919
40	PETERS, Justin	G	6-1	210	L	Blyth, ON	Aug. 30, 1986	Hershey (AHL)	37	2055	17-8-7	1	3.04	.896
41	SMITH, Mike	G	6-4	215	L	Kingston, ON	Mar. 22, 1982	Arizona (NHL)	32	1754	15-13-2	3	2.63	.916
68	LOTZ, Austin*	G	6-0	190	L	Winnipeg, MB	May 27, 1995	Medicine Hat (AHL)	6	360	2-2-2	1	3.33	.8983

## DEFENSEMEN (23)

NO	NAME	POS	HT	WT	S	BIRTHPLACE	BIRTHDATE	2015-16 CLUB	GP	G	A	PTS	PIM
2	SCHENN, Luke	D	6-2	229	R	Saskatoon, SK	Nov. 2, 1989	Los Angeles (NHL)	43	2	9	11	52
								Philadelphia (NHL)	29	2	3	5	30
4	MICHALEK, Zbynek	D	6-2	210	R	Jindrichuv Hradec, CZ	Dec. 23, 1982	Arizona (NHL)	70	2	5	7	20
5	MURPHY, Connor	D	6-4	212	R	Dublin, OH	Mar. 26, 1993	Arizona (NHL)	78	6	11	17	48
6	CHYCHRUN, Jakob	D	6-2	200	L	Boca Raton, FL	Mar. 31, 1998	Sarnia (OHL)	62	11	38	49	51
21	MCBAIN, Jamie	D	6-1	180	R	Edina, MN	Feb. 25, 1988	Los Angeles (NHL)	44	2	7	9	6
								Ontario (AHL)	3	1	1	2	0
23	EKMEN-LARSSON, Oliver	D	6-2	200	L	Karlskrona, SE	July 17, 1991	Arizona (NHL)	75	21	34	55	96
26	STONE, Michael	D	6-3	210	R	Winnipeg, MB	June 7, 1990	Arizona (NHL)	75	6	30	36	62
28	TINORDI, Jarred	D	6-6	229	L	Burnsville, MN	Feb. 20, 1992	Arizona (NHL)	7	0	0	0	12
								Montreal (NHL)	3	0	0	0	5
								St. John's (AHL)	6	0	2	2	6
33	GOLIGOSKI, Alex	D	5-11	185	L	Grand Rapids, MI	July 30, 1985	Dallas (NHL)	82	5	32	37	34
34	DAHLBECK, Klas	D	6-2	207	L	Katrineholm, SE	July 6, 1991	Arizona (NHL)	71	2	6	8	28
43	MERMIS, Dakota	D	6-0	196	L	Alton, IL	Jan. 5, 1994	Springfield (AHL)	63	3	10	13	58
								Rapid City (ECHL)	5	1	2	3	6
44	CONNAUTON, Kevin	D	6-2	205	L	Edmonton, AB	Feb. 23, 1990	Arizona (NHL)	38	4	5	9	39
								Columbus (NHL)	27	1	7	8	21
46	BURLON, Brandon*	D	6-0	190	L	Nobleton, ON	Mar. 5, 1990	Albany (AHL)	56	4	17	21	56
54	DINEEN, Cam	D	5-11	187	L	Toms River, NJ	June 19, 1998	North Bay (OHL)	68	13	46	59	18
59	SMERECK, Jalen ^	D	6-0	190	L	Detroit, MI	Jan. 15, 1997	Oshawa (OHL)	63	5	20	25	65
61	MAYO, Dysin	D	6-0	195	R	Victoria, BC	Aug. 17, 1996	Edmonton (WHL)	71	6	37	43	86
65	WOOD, Kyle	D	6-5	235	R	Waterloo, ON	May 4, 1996	North Bay (OHL)	49	8	31	39	18
								Springfield (AHL)	2	0	0	0	2
73	HACHE, Justin	D	6-2	203	L	Petit-Roucher, NB	Jan. 10, 1994	Springfield (AHL)	67	2	12	14	34
75	CAPOBIANCO, Kyle	D	6-2	187	L	Mississauga, ON	Aug. 13, 1997	Sudbury (OHL)	68	7	36	43	58
77	DEANGELO, Anthony	D	5-11	183	R	Sewell, NJ	Oct. 24, 1995	Syracuse (AHL)	69	6	37	43	84
86	BRAID, MacKenzie^	D	6-0	176	L	Mississauga, ON	Jan. 16, 1993	Wilfrid Laurier UNIV. (CIS)	27	3	7	10	20
92	LEBLANC, Olivier^	D	6-0	177	R	Quebec, QC	Feb. 17, 1996	Cape Breton (QMJHL)	59	5	31	36	706

#PTO, \*AHL Contract, ^ATO



## FORWARDS (38)

NO	NAME	POS	HT	WT	S	BIRTHPLACE	BIRTHDATE	2014-15 CLUB	GP	G	A	PTS	PIM
8	RIEDER, Tobias	RW	5-11	185	L	Landshut, Germany	Jan. 10, 1993	Arizona (NHL)	82	14	23	37	10
10	DUCLAIR, Anthony	RW	5-11	185	L	Pointe-Claire, QC	Aug. 26, 1995	Arizona (NHL)	81	20	24	44	49
11	HANZAL, Martin	C	6-6	226	L	Pisek, CZ	Feb. 20, 1987	Arizona (NHL)	64	13	28	41	77
15	RICHARDSON, Brad	C	6-0	197	L	Belleville, ON	Feb. 4, 1985	Arizona (NHL)	82	11	20	31	46
16	DOMI, Max	LW	5-10	198	L	Winnipeg, MB	Mar. 2, 1995	Arizona (NHL)	81	18	34	52	72
17	VRBATA, Radim	RW	6-1	194	R	Mlada Boleslav, CZ	June 13, 1981	Vancouver (NHL)	63	13	14	27	12
18	DVORAK, Christian	C	6-1	196	L	Frankfort, IL	Feb. 2, 1996	London (OHL)	59	52	69	121	27
19	DOAN, Shane	RW	6-1	223	R	Halkirk, AB	Oct. 10, 1976	Arizona (NHL)	72	28	19	47	98
20	STROME, Dylan	C	6-3	190	L	Mississauga, ON	Mar. 7, 1997	Erie (OHL)	56	37	74	111	44
22	CUNNINGHAM, Craig	RW	5-10	183	R	Trail, BC	Sept. 13, 1990	Arizona (NHL)	10	0	1	1	2
								Springfield (AHL)	61	22	24	46	20
25	WHITE, Ryan	C	6-0	200	R	Brandon, MB	Mar. 17, 1988	Philadelphia (NHL)	73	11	5	16	101
29	PERLINI, Brendan	LW	6-3	211	L	Guildford, England	Apr. 27, 1996	Niagara (OHL)	57	25	20	45	28
32	GAUDET, Tyler	C/LW	6-3	205	L	Hamilton, ON	Apr. 4, 1993	Arizona (NHL)	14	1	2	3	0
								Springfield (AHL)	44	4	9	13	23
36	FISCHER, Christian	RW	6-2	214	R	Chicago, IL	Apr. 15, 1997	Windsor (OHL)	66	40	50	90	34
								Springfield (AHL)	6	2	1	3	0
37	OLVER, Mark*	C/LW	5-10	170	L	Burnaby, BC	Jan. 1, 1988	Eisbaren (DEL)	36	7	9	16	75
								Kloten (DEL)	8	1	2	3	2
38	MERKLEY, Nick	RW	5-11	194	R	Calgary, AB	May 23, 1997	Kelowna (WHL)	43	17	31	48	44
39	ROSS, Garret	LW	6-0	172	L	Dearborn Heights, MI	May 26, 1992	Rockford (AHL)	65	7	13	20	109
42	SELLECK, Eric*	LW	6-2	209	L	Spencerville, ON	Oct. 20, 1987	Arizona (NHL)	1	0	0	0	5
								Springfield (AHL)	60	10	12	22	137
45	FOURNIER, Stefan	RW	6-3	225	R	Dorval, QC	Apr. 30, 1992	Springfield (AHL)	32	2	2	4	78
								St. John's (AHL)	24	5	2	7	65
								Brampton (ECHL)	5	0	1	1	19
47	MARCANTUONI, Matia	C/LW	6-0	201	R	Mountain, ON	Feb. 22, 1994	Springfield (AHL)	14	1	0	1	4
								Wilkes-Barre/Scranton (AHL)	17	2	3	5	0
								Wheeling (ECHL)	9	3	4	7	10
48	MARTINOOK, Jordan	LW	6-0	203	L	Brandon, MB	July 25, 1992	Arizona (NHL)	81	9	15	24	18
49	MACINNIS, Ryan	C	6-3	185	L	St. Louis, MO	Feb. 14, 1996	Kitchener (OHL)	59	38	43	81	49
								Springfield (AHL)	2	0	0	0	0
51	MUELLER, Chris	C/RW	5-11	209	R	West Seneca, NY	Mar. 6, 1986	San Diego (AHL)	63	20	37	57	50
55	SAMUELSSON, Henrik	RW	6-3	209	R	Pittsburgh, PA	Feb. 7, 1994	Springfield (AHL)	43	3	9	12	30
56	BOYCHUK, Zach#	C	5-10	185	L	Airdrie, AB	Oct. 4, 1989	Charlotte (AHL)	56	9	16	25	24
								Bakersfield (AHL)	16	3	2	5	16
58	BUNTING, Michael	LW	5-11	197	L	Scarborough, ON	Sept. 17, 1995	Springfield (AHL)	63	11	14	25	41
67	CROUSE, Lawson	LW	6-4	220	L	Mount Brydges, ON	June 23, 1997	Kingston (OHL)	49	23	39	62	56
								Portland (AHL)	2	0	0	0	0
72	BABENKO, Yegor^	RW	5-9	157	L	Tyumen, RU	Feb. 5, 1997	Lethbridge (WHL)	67	29	40	69	36
74	BOUCHER, Matthew^	LW	5-8	172	L	Torrance, CA	Dec. 17, 1997	Quebec (QMJHL)	59	30	30	60	93
76	DAUPHIN, Laurent	C	6-0	181	L	Repentigny, QC	Mar. 27, 1995	Arizona (NHL)	8	1	0	1	4
								Springfield (AHL)	66	11	13	24	72
82	GOULET, Alex^	C/LW	5-11	196	L	Thetford Mines, QC	Apr. 5, 1996	Victoriaville (QMJHL)	34	22	19	41	10
								Charlottetown (QMJHL)	29	11	8	19	18
83	GARLAND, Conor	RW	5-8	160	R	Scituate, MA	Mar. 11, 1996	Moncton (QMJHL)	62	39	89	128	97
88	MCGINN, Jaime	LW	6-1	205	L	Fergus, ON	Aug. 5, 1988	Anaheim (NHL)	21	8	4	12	23
90	KOHN, Mason^	C	5-10	187	L	Davie, FL	May 3, 1997	Kitchener (OHL)	60	16	30	46	59
91	WALLACE, Aidan^	LW	5-10	181	L	Markham, ON	Apr. 17, 1995	Univ. of Toronto (CIS)	27	2	5	7	34
93	PEDERSON, Lane^	C	6-0	190	R	Saskatoon, SK	Aug. 4, 1997	Swift Current (WHL)	37	14	20	34	29
94	PETTI, Niki^	C	6-0	183	L	Welland, ON	Aug. 13, 1996	Hamilton (OHL)	60	22	25	47	27
95	BUSHNELL, Noah^	RW	6-2	216	R	Tecumseh, ON	May 30, 1997	Sarnia (OHL)	62	5	12	17	121

#PTO \*AHL Contract ^ATO



## 2016 NHL ENTRY DRAFT SELECTIONS



NHL Commissioner Gary Bettman, Coyotes GM John Chayka, Majority Owner, Chairman & Governor Andrew Barroway, Jake Barroway, Amateur Scouting Director Tim Bernhardt, 7th Overall Selection Clayton Keller, Asst. Amateur Scouting Director Jeff Twohey, President of Hockey Operations Gary Drummond, President & CEO Anthony LeBlanc, Blake Pulford, Scout Rob Pulford, EVP of Hockey Operations/Head Coach Dave Tippett and Asst. General Manager Chris O'Hearn at the 2016 NHL Entry Draft.

ROUND	OVERALL	POS	PLAYER	HT	WT	AMATEUR TEAM
1	7	C	<b>CLAYTON KELLER</b>	5' 10"	164	USA U-18
1	16	D	<b>JAKOB CHYCHRUN</b>	6' 2"	200	SARNIA
3	68	D	<b>CAM DINEEN</b>	5' 11"	185	NORTH BAY
6	158	D	<b>PATRICK KUDLA</b>	6' 3"	175	OAKVILLE
7	188	D	<b>DEAN STEWART</b>	6' 1"	170	PORTAGE



## TUCSON ROADRUNNERS



### STAFF DIRECTORY

Acting President . . . . . Bob Hoffman  
 General Manager . . . . . Doug Soetaert  
 Head Coach . . . . . Mark Lamb  
 Assistant Coach . . . . . Mark Hardy  
 Head Athletic Trainer . . . . . Deven Alves  
 Assistant Athletic Trainer . . . . . Matt Harder  
 Head Equipment Manager . . . . . Eric Bechtol  
 Assistant Equipment Manager . . . . . Ryan Andrus  
 Video Coach/Team Services Coordinator . . . . . Brady Morgan  
 Director, Communications/Broadcasting . . . . . Tom Callahan  
 Manager, Digital Content/ Social Media . . . . . Alex Kinkopf

Director of Game Operations . . . . . Mark Iralsen  
 Production Manager . . . . . Amy Koeller  
 Sr. Account Executive, Groups/Amateur Hockey . . . . . Tyler Kern  
 Sr. Account Executive, Ticket Sales . . . . . Julie Edwards  
 Manager, Ticket Operations & Sales . . . . . Katie Amato  
 Coordinator, Corporate Service . . . . . Alexandra Davis  
 Ticket Sales Reps (Group Sales) . . . . . Danyelle Moreno,  
 David Livingston, John Peterson, Marina LaFontaine  
 Ticket Sales Reps . . . . . Bobbie Berumen,  
 Holly Trevino, Jared Lazerson, Lee Spradling







## TUCSON ROADRUNNERS

### 2016-17 REGULAR SEASON SCHEDULE

Day	Date	Game #	Visiting Team	Home Team	Time:
Friday	10/14/16	1	Tucson	@ San Diego	7:00PM
Friday	10/21/16	2	Tucson	@ Stockton	7:30PM
Saturday	10/22/16	3	Tucson	@ Bakersfield	6:00PM
Friday	10/28/16	4	Stockton	@ Tucson	7:05PM
Sunday	10/30/16	5	Stockton	@ Tucson	4:05PM
Wednesday	11/02/16	6	Texas	@ Tucson	7:05PM
Friday	11/04/16	7	Ontario	@ Tucson	7:05PM
Saturday	11/05/16	8	Ontario	@ Tucson	7:05PM
Friday	11/11/16	9	Tucson	@ Bakersfield	7:00PM
Saturday	11/12/16	10	Tucson	@ Bakersfield	6:00PM
Friday	11/18/16	11	Manitoba	@ Tucson	7:05PM
Saturday	11/19/16	12	Manitoba	@ Tucson	7:05PM
Tuesday	11/22/16	13	San Diego	@ Tucson	7:05PM
Wednesday	11/23/16	14	San Diego	@ Tucson	7:05PM
Saturday	11/26/16	15	Stockton	@ Tucson	7:05PM
Sunday	11/27/16	16	Stockton	@ Tucson	4:05PM
Wednesday	11/30/16	17	Tucson	@ San Diego	7:00PM
Friday	12/02/16	18	Tucson	@ Ontario	7:00PM
Saturday	12/03/16	19	Tucson	@ Bakersfield	6:00PM
Wednesday	12/07/16	20	Ontario	@ Tucson	7:05PM
Friday	12/09/16	21	Ontario	@ Tucson	7:05PM
Friday	12/16/16	22	Tucson	@ San Antonio	7:30PM
Saturday	12/17/16	23	Tucson	@ San Antonio	7:00PM
Tuesday	12/20/16	24	Bakersfield	@ Tucson	7:05PM
Wednesday	12/21/16	25	Bakersfield	@ Tucson	7:05PM
Monday	12/26/16	26	Tucson	@ San Diego	7:00PM
Wednesday	12/28/16	27	Tucson	@ Stockton	7:00PM
Friday	12/30/16	28	San Antonio	@ Tucson	7:05PM
Saturday	12/31/16	29	San Antonio	@ Tucson	6:05PM
Friday	01/06/17	30	Tucson	@ Stockton	7:30PM
Saturday	01/07/17	31	Tucson	@ San Jose	1:15PM
Friday	01/13/17	32	Texas	@ Tucson	7:05PM
Saturday	01/14/17	33	Texas	@ Tucson	7:05PM
Monday	01/16/17	34	Ontario	@ Tucson	7:05PM
Wednesday	01/18/17	35	Ontario	@ Tucson	7:05PM
Saturday	01/21/17	36	Tucson	@ Charlotte	6:00PM
Sunday	01/22/17	37	Tucson	@ Charlotte	1:00PM
Friday	01/27/17	38	San Diego	@ Tucson	7:05PM
Saturday	01/28/17	39	San Diego	@ Tucson	7:05PM
Friday	02/03/17	40	Charlotte	@ Tucson	TBD
Saturday	02/04/17	41	Charlotte	@ Tucson	TBD
Friday	02/10/17	42	Tucson	@ Texas	7:30PM
Saturday	02/11/17	43	Tucson	@ Texas	7:00PM
Tuesday	02/14/17	44	Tucson	@ San Jose	7:00PM
Friday	02/17/17	45	Tucson	@ Ontario	7:00PM
Saturday	02/18/17	46	Tucson	@ San Diego	7:00PM
Wednesday	02/22/17	47	Tucson	@ Ontario	7:00PM
Friday	02/24/17	48	San Jose	@ Tucson	7:05PM
Saturday	02/25/17	49	San Jose	@ Tucson	7:05PM
Friday	03/03/17	50	Tucson	@ San Diego	7:00PM
Saturday	03/04/17	51	Tucson	@ Ontario	6:00PM
Friday	03/10/17	52	Tucson	@ San Diego	7:00PM
Saturday	03/11/17	53	Tucson	@ Ontario	6:00PM
Sunday	03/12/17	54	Tucson	@ Ontario	3:00PM
Friday	03/17/17	55	Bakersfield	@ Tucson	7:05PM
Saturday	03/18/17	56	Bakersfield	@ Tucson	7:05PM
Tuesday	03/21/17	57	Tucson	@ San Antonio	7:00PM
Wednesday	03/22/17	58	Tucson	@ Texas	7:30PM
Saturday	03/25/17	59	San Jose	@ Tucson	7:05PM
Sunday	03/26/17	60	San Jose	@ Tucson	4:05PM
Tuesday	03/28/17	61	San Antonio	@ Tucson	7:05PM
Friday	03/31/17	62	San Diego	@ Tucson	7:05PM
Saturday	04/01/17	63	San Diego	@ Tucson	7:05PM
Friday	04/07/17	64	Tucson	@ Manitoba	7:00PM
Sunday	04/09/17	65	Tucson	@ Manitoba	2:00PM
Wednesday	04/12/17	66	Tucson	@ San Jose	7:00PM
Friday	04/14/17	67	Tucson	@ San Jose	7:00PM
Saturday	04/15/17	68	Tucson	@ Stockton	7:30PM

**CONTACT:****INFO@TUCSONROADRUNNERS.COM****TICKETS:****(520) 471-6627****@ROADRUNNERSAHL****/ROADRUNNERSAHL****@ROADRUNNERSAHL****PROUD AFFILIATE OF:****TUCSON  
ARENA**

# TUCSON ROADRUNNERS COACHING STAFF

## DOUG SOETAERT

General Manager



Doug Soetaert is entering his second season in the Coyotes organization and his first as General Manager of the Tucson Roadrunners, Arizona's AHL affiliate. He spent the 2015-16 season as the Coyotes Western professional scout.

Before coming over to the Coyotes organization in 2015, Soetaert spent two seasons working in Europe as the Head Scout for Red Bull Hockey. Soetaert was responsible for scouting all of Europe's pro leagues, covering the American Hockey League and evaluating all possible free agents. He worked with Red Bull Munich (DEL) during the 2014-15 season and with Salzburg (Austrian Hockey League) in 2013-14.

From 2002-2012, Soetaert served as the Vice President and General Manager of the Everett Silvertips (WHL). Under his direction, Everett won three U.S. Division titles, a Western Conference championship and a Scotty Munro Trophy for the league's best record. Soetaert left Everett during the 2005-06 season to join the Calgary Flames' AHL affiliate in Omaha where he was the President of the Omaha Ak-Sar-Ben Knights and Assistant General Manager of the Calgary Flames. In addition, Soetaert served as the Executive Vice President for the Kansas City Blades (IHL) from 1990-2001. He served as the Blades head coach for the 1990-91 season. The Blades won the Turner Cup in 1991-92.

Soetaert, a native of Edmonton, Alta. played 12 seasons in the NHL with the New York Rangers, Winnipeg Jets and Montreal Canadiens. He appeared in 284 games and posted a record of 110-104-42 with a 3.97 goals against average. His 50 wins while in Winnipeg rank tied for the seventh most in Winnipeg/Arizona franchise history. Soetaert won a Stanley Cup as a member of the Canadiens in 1986. He was originally drafted by the Rangers in the second round (30th overall) of the 1975 Entry Draft.

## MARK LAMB

Head Coach



Mark Lamb is entering his first season in the Coyotes organization as Head Coach of the Tucson Roadrunners, Arizona's AHL affiliate.

Prior to joining the team, the 51-year-old Lamb was the General Manager and Head Coach of the Swift Current Broncos (WHL) for seven seasons. He was the longest tenured coach in the WHL after taking over the role in July 2009. Lamb guided Swift Current to postseason appearances in four of his seven seasons with the team.

Lamb previously spent seven years as an Assistant Coach in the NHL including six seasons with the Dallas Stars and one with the Edmonton Oilers. The veteran coach served on current Coyotes Head Coach Dave Tippett's staff with the Stars from 2002-09. The Stars won two Pacific Division titles (2002-03 and 2005-06), made the playoffs in five of six seasons and advanced to the 2008 Western Conference Final.


On the international stage, Lamb was an Assistant Coach with Team Canada at the 2011 IIHF World Under-18 Championship.

A native of Cadillac, Saskatchewan, Lamb recorded 46-100-146 in 403 career NHL games with the Calgary Flames, Detroit Red Wings, Edmonton Oilers, Ottawa Senators, Philadelphia Flyers and Montreal Canadiens.

The former center was originally drafted by the Flames in the fourth round (72nd overall) in the 1982 Entry Draft.

## MARK HARDY

Assistant Coach



Mark Hardy begins his first season as the Assistant Coach of the Tucson Roadrunners in 2016-17.

The 57-year-old Hardy joins the Coyotes with 10 years of NHL coaching experience after serving on the staffs of the Los Angeles Kings (1999-2006, 2008-10) and the Chicago Blackhawks (2006-08).

The 15-year NHL defenseman served as an assistant coach and defensive specialist, including overseeing the third-best penalty killing unit in Kings history in 2001-02 (86.6%). Hardy and Tippett were both assistant coaches with Los Angeles from 1999 to 2002. He most recently served on the Chicago Wolves' (AHL) coaching staff since 2014 after spending three seasons as an assistant coach with the Ontario Reign (ECHL).

The Samedan, Switzerland native began his coaching career as a player/coach and an assistant coach in the International Hockey League for five seasons with the Detroit Vipers (1994-95) and Long Beach Ice Dogs (1995-99).

Hardy was originally drafted by the Kings in the second round (30th overall) in the 1979 Entry Draft and recorded 62-306-368 and 1,293 PIM (PIM) in 915 career NHL games with the Kings, Minnesota North Stars and N.Y. Rangers.





## AHL 2015-16 FINAL STANDINGS

## EASTERN CONFERENCE

## Atlantic Division

	GP	W	L	OTL	SOL	PTS	PCT	GF	GA	STK	P10	S/O	PIM
1 y Hershey Bears	76	43	21	5	7	98	0.645	259	220	2-0-0-0	6-3-1-0	6-7	1083
2 x Providence Bruins	76	41	22	9	4	95	0.625	238	198	5-0-0-0	7-2-0-1	2-4	967
3 x Wilkes-Barre/Scranton Penguins	76	43	27	4	2	92	0.605	230	203	0-1-0-1	3-6-0-1	1-2	1170
4 x Portland Pirates	76	41	27	6	2	90	0.592	215	207	1-0-1-0	6-3-1-0	1-2	973
5 x Bridgeport Sound Tigers	76	40	29	4	3	87	0.572	209	220	0-2-0-0	4-5-1-0	3-3	1412
6 Hartford Wolf Pack	76	41	32	3	0	85	0.559	202	199	0-1-0-0	5-5-0-0	7-0	754
7 Lehigh Valley Phantoms	76	34	35	4	3	75	0.493	215	222	1-0-0-0	7-3-0-0	5-3	1012
8 Springfield Falcons	76	26	42	3	5	60	0.395	194	265	0-1-0-0	3-7-0-0	2-5	1050

## North Division

	GP	W	L	OTL	SOL	PTS	PCT	GF	GA	STK	P10	S/O	PIM
1 y Toronto Marlies	76	54	16	5	1	114	0.750	294	191	2-0-0-0	8-1-0-1	4-1	936
2 x Albany Devils	76	46	20	8	2	102	0.671	212	167	3-0-0-0	7-3-0-0	2-2	1232
3 x Utica Comets	76	38	26	8	4	88	0.579	224	217	0-1-0-0	6-3-1-0	1-4	1051
4 Syracuse Crunch	76	32	29	11	4	79	0.520	213	240	0-2-1-0	4-4-1-1	2-4	1319
5 St. John's IceCaps	76	32	33	8	3	75	0.493	208	239	1-0-0-0	4-6-0-0	2-3	1203
6 Rochester Americans	76	34	38	3	1	72	0.474	199	249	0-3-0-0	2-7-1-0	3-1	971
7 Binghamton Senators	76	31	38	6	1	69	0.454	204	241	2-0-0-0	4-5-1-0	2-1	1371

x = Clinched Playoff Berth

y = Clinched Division

## AHL SCORING LEADERS

PLAYER	TEAM	GP	G	A	PTS
Chris Bourque	Hershey Bears	72	30	50	80
Seth Griffith	Providence Bruins	57	24	53	77
T.J. Brennan	Toronto Marlies	69	25	43	68
Alexander Khokhlachev	Providence Bruins	60	23	45	68
Dustin Jeffrey	Wilkes-Barre/Scranton Penguins (total)	64	20	44	64
Andy Miele	Grand Rapids Griffins	75	18	44	62
*Austin Czarnik	Providence Bruins	68	20	41	61
Bud Holloway	St. John's IceCaps	70	19	42	61
*Mikko Rantanen	San Antonio Rampage	52	24	36	60
Mark Arcobello	Toronto Marlies	49	25	34	59
Brendan Ranford	Texas Stars	76	19	40	59
Kenny Agostino	Stockton Heat	65	23	34	57
Chris Mueller	San Diego Gulls	63	20	37	57
*Brandon Montour	San Diego Gulls	68	12	45	57
Eric Tangradi	Grand Rapids Griffins	72	28	28	56
Carter Rowney	Wilkes-Barre/Scranton Penguins	74	24	32	56
Cole Schneider	Rochester Americans (total)	73	21	35	56
Colin Smith	Toronto Marlies (total)	77	20	36	56
*Frank Vatrano	Providence Bruins	36	36	19	55
*Riley Barber	Hershey Bears	74	26	29	55

## GOALTENDING LEADERS

GOALIE	TEAM	GP	MIN	SA	SVS	GA	SO	GAA	SV%	W	L	OT
Peter Budaj	Ontario Reign	60	3574:33	1535	1431	104	9	1.75	.932	42	14	4
Matt Murray	Wilkes-Barre/Scranton Penguins	31	1827:16	932	868	64	4	2.10	.931	20	9	1
Yann Danis	Albany Devils	47	2681:16	1081	982	99	8	2.22	.908	28	12	5
Juuse Saros	Milwaukee Admirals	38	2247:53	1052	968	84	4	2.24	.920	29	8	0
Dan Ellis	Hershey Bears	43	2440:28	1051	954	97	4	2.38	.908	25	12	5
Magnus Hellberg	Hartford Wolf Pack	53	3097:56	1507	1383	124	3	2.40	.918	30	20	3
Anton Forsberg	Lake Erie Monsters	41	2302:13	1064	972	92	2	2.40	.914	23	10	5
Aaron Dell	San Jose Barracuda	40	2281:03	1186	1094	92	4	2.42	.922	17	16	6
Tom McCollum	Grand Rapids Griffins	30	1686:03	886	818	68	1	2.42	.923	15	13	0
Jared Coreau	Grand Rapids Griffins	47	2741:36	1425	1314	111	6	2.43	.922	29	15	2

## WESTERN CONFERENCE

## Central Division

	GP	W	L	OTL	SOL	PTS	PCT	GF	GA	STK	P10	S/O	PIM
1 y Milwaukee Admirals	76	48	23	3	2	101	0.664	224	193	0-2-0-0	7-2-0-1	7-2	1045
2 x Lake Erie Monsters	76	43	22	6	5	97	0.638	211	188	3-0-0-0	8-1-1-0	2-5	1162
3 x Rockford IceHogs	76	40	22	10	4	94	0.618	214	205	3-0-0-0	5-3-2-0	2-4	1292
4 x Grand Rapids Griffins	76	44	30	1	1	90	0.592	238	195	0-5-0-0	3-7-0-0	1-1	1096
5 Charlotte Checkers	76	36	32	3	5	80	0.526	214	229	0-5-0-0	3-6-0-1	6-5	1078
6 Chicago Wolves	76	33	35	5	3	74	0.487	194	228	2-0-0-0	5-5-0-0	4-3	1230
7 Manitoba Moose	76	26	41	4	5	61	0.401	180	250	0-1-0-0	5-5-0-0	0-5	1077
8 Iowa Wild	76	24	41	5	6	59	0.388	169	225	0-2-0-1	3-4-1-2	3-6	933

## Pacific Division

	GP	W	L	OTL	SOL	PTS	PCT	GF	GA	STK	P10	S/O	PIM
1 y Ontario Reign	68	44	19	4	1	93	0.684	192	138	0-1-0-0	6-4-0-0	0-1	1103
2 x San Diego Gulls	68	39	23	4	2	84	0.618	208	200	1-0-0-0	6-2-2-0	4-2	1239
3 x Texas Stars	76	40	25	8	3	91	0.599	277	246	2-0-1-0	5-3-2-0	3-3	878
4 x San Jose Barracuda	68	31	26	8	3	73	0.537	198	193	1-0-0-0	4-5-1-0	3-3	852
5 Bakersfield Condors	68	31	28	7	2	71	0.522	212	222	3-0-0-0	4-5-1-0	1-2	953
6 Stockton Heat	68	32	32	2	2	68	0.500	194	224	0-1-0-0	5-5-0-0	4-2	1055
7 San Antonio Rampage	76	33	35	8	0	74	0.487	213	240	0-1-0-0	8-2-0-0	3-0	1136





## SPRINGFIELD 2015-16 SCORING SUMMARY

NO.	PLAYER	P	GP	G	A	PTS	+/-	PIM	PPG	SHG	SOG
14	Craig Cunningham	RW	61	22	24	46	-4	20	7	0	161
21	Dustin Jeffrey	C	45	13	33	46	+8	18	4	1	113
12	Greg Carey	LW	64	26	17	43	-6	20	10	0	156
4	Alex Grant	D	69	11	31	42	-34	57	7	0	180
5	Philip Samuelsson	D	56	4	27	31	-8	32	1	0	97
19	Michael Bunting	LW	63	11	14	25	-7	41	3	0	94
15	Laurent Dauphin	C	66	11	13	24	-4	72	2	0	144
10	Jordan Szwarz	RW	56	12	11	23	-2	31	2	1	103
44	Eric Selleck	RW	60	10	12	22	-9	137	0	0	70
41	Ross Mauermann	C	76	6	16	22	-11	14	0	1	94
16	Christian Thomas (total)	RW	34	10	11	21	-4	8	3	0	105
	St. John's IceCaps	RW	18	7	7	14	+2	4	1	0	48
	Springfield Falcons	RW	16	3	4	7	-6	4	2	0	57
27	Derek Smith	D	28	2	17	19	-5	10	0	0	70
6	Corey Potter	D	52	5	12	17	+4	32	1	1	85
24	Brendan Shinnimin	C	30	5	9	14	-13	36	2	0	64
28	Justin Hache	D	67	2	12	14	+5	34	0	0	61
40	Domenic Monardo	RW	44	8	5	13	-1	16	0	0	56
32	Tyler Gaudet	C	44	4	9	13	-17	23	0	0	51
7	Steven Delisle	D	56	3	10	13	-11	74	0	0	84
36	Dakota Mermis	D	63	3	10	13	-12	58	0	0	68
38	Lucas Lessio	LW	24	7	5	12	-9	25	1	0	55
9	Henrik Samuelsson	LW	43	3	9	12	-20	30	2	0	56
26	Stefan Fournier (total)	RW	56	7	4	11	-9	143	0	0	60
	St. John's IceCaps	RW	24	5	2	7	-3	65	0	0	27
	Springfield Falcons	RW	32	2	2	4	-6	78	0	0	33
8	Phil Lane	RW	56	6	4	10	-5	70	0	0	38
17	Jon DiSalvatore	RW	22	1	7	8	+2	6	1	0	25
42	Dylan Reese	D	23	1	7	8	-8	19	0	0	38
22	Matthias Plachta	LW	46	2	5	7	-9	16	1	0	64
22	Matia Marcantuoni (total)	C	31	3	3	6	-8	4	0	0	24
	Wilkes-Barre/Scranton Penguins	C	17	2	3	5	-1	0	0	0	
13	Springfield Falcons	C	14	1	0	1	-7	4	0	0	11
18	Dan O'Donoghue	C	18	3	1	4	-2	6	0	0	8
3	Daniel New	D	18	0	4	4	-3	4	0	0	34
21	Christian Fischer	RW	6	2	1	3	-6	0	2	0	24
43	Tyler Currier	RW	1	1	1	2	+2	2	0	0	3
0	Steve Downie	RW	8	1	1	2	-2	24	0	0	13
25	Keith Aulie	D	7	1	0	1	-6	11	0	0	4
38	Dysin Mayo	D	5	0	1	1	-4	2	0	0	8
1	Niklas Treutle	G	39	0	1	1	0	2	0	0	0
43	Jacob MacDonald	D	1	0	0	0	-1	0	0	0	1
34	Tyler Beskorowany	G	2	0	0	0	0	0	0	0	0
17	Ryan MacInnis	C	2	0	0	0	-1	0	0	0	0
25	Kevin Montgomery	D	2	0	0	0	+1	0	0	0	0
25	Kyle Wood	D	2	0	0	0	-3	2	0	0	2
34	Josh Robinson	G	3	0	0	0	0	0	0	0	0
29	Logan Roe	D	3	0	0	0	-2	0	0	0	3
34	Adin Hill	G	4	0	0	0	0	0	0	0	0
11	Mike Hoeffel	LW	4	0	0	0	-1	2	0	0	0
6	Derik Johnson	D	4	0	0	0	-1	2	0	0	6
18	Hunter Fejes	LW	10	0	0	0	-6	2	0	0	8
37	Louis Domingue	G	13	0	0	0	0	2	0	0	0
30	Marek Langhamer	G	19	0	0	0	0	0	0	0	0

### GOALTENDING

NO.	GOALIE	GP	MIN	W	L	SOL	SO	GA	GAA	SVS	SV%
37	Louis Domingue	13	777:55	33	1	2.55	6	6	1	373	.919
1	Niklas Treutle	39	2227:14	113	2	3.04	12	19	5	1082	.905
34	Adin Hill	4	236:09	12	0	3.05	1	3	0	114	.905
34	Tyler Beskorowany	2	118:10	7	0	3.55	0	2	0	54	.885
30	Marek Langhamer	19	1027:14	65	0	3.80	7	9	2	491	.883
34	Josh Robinson	3	177:40	16	0	5.40	0	3	0	96	.857



## RAPID CITY RUSH (ECHL)

## Staff Directory

Owner: ..... Scott Mueller  
 Owner: ..... Barry Peterson  
 Owner: ..... Luke Peterson  
 Owner: ..... Donnie Ward  
 General Manager: ..... Joe Ferras  
 Assistant General Manager: ..... Brandon Schumacher  
 Accountant/Director of Merchandise: ..... Jennifer Durham  
 Director of Media Relations/"Voice of the Rush": ..... Mark Binetti  
 Director of Corporate Partnerships/Account Executive: ..... Jenna Zanetti  
 Director of Ticket Sales: ..... Jeremy Keith  
 Account Executive: ..... Jace Holzer  
 Account Executive: ..... Josh Hutchings  
 Head Coach: ..... Mark DeSantis  
 Associate Coach: ..... Daniel Tetrault  
 Head Athletic Trainer: ..... Cody Lindhorst  
 Equipment Manager: ..... Patrick Dolan  
 Strength and Conditioning Coach: ..... Dane Carlson  
 Medical Director: ..... Dr. Christopher Dietrich, MD

Date	Time	Opponent
10/07/16	7:05 PM	Colorado Eagles
10/08/16	7:05 PM	@ Colorado Eagles
10/14/16	7:05 PM	Colorado Eagles
10/15/16	7:05 PM	@ Colorado Eagles
10/21/16	7:05 PM	Quad City Mallards
10/22/16	7:05 PM	Quad City Mallards
10/26/16	7:05 PM	@ Colorado Eagles
10/28/16	9:15 PM	@ Alaska Aces
10/29/16	9:15 PM	@ Alaska Aces
10/30/16	5:05 PM	@ Alaska Aces
11/02/16	6:35 PM	Idaho Steelheads
11/04/16	7:05 PM	Reading Royals
11/05/16	7:05 PM	Reading Royals
11/11/16	7:05 PM	@ Colorado Eagles
11/12/16	7:05 PM	Colorado Eagles
11/16/16	6:05 PM	@ Tulsa Oilers
11/18/16	6:05 PM	@ Tulsa Oilers
11/19/16	6:05 PM	@ Allen Americans
11/23/16	6:35 PM	Colorado Eagles
11/25/16	7:05 PM	@ Colorado Eagles
11/26/16	7:05 PM	@ Colorado Eagles
12/02/16	7:05 PM	Wichita Thunder
12/03/16	7:05 PM	Wichita Thunder
12/09/16	7:00 PM	@ Utah Grizzlies
12/10/16	7:00 PM	@ Utah Grizzlies
12/14/16	7:10 PM	@ Idaho Steelheads
12/16/16	7:10 PM	@ Idaho Steelheads
12/17/16	7:10 PM	@ Idaho Steelheads
12/21/16	6:35 PM	Alaska Aces
12/23/16	7:05 PM	Alaska Aces
12/28/16	6:35 PM	Idaho Steelheads
12/30/16	7:05 PM	Idaho Steelheads
12/31/16	6:05 PM	Idaho Steelheads
01/06/17	7:00 PM	@ Utah Grizzlies
01/07/17	7:00 PM	@ Utah Grizzlies
01/11/17	6:35 PM	Utah Grizzlies
01/13/17	7:05 PM	Utah Grizzlies

Date	Time	Opponent
01/14/17	7:05 PM	Utah Grizzlies
01/20/17	7:05 PM	@ Colorado Eagles
01/21/17	7:05 PM	Colorado Eagles
01/22/17	3:05 PM	Colorado Eagles
01/27/17	5:35 PM	@ Indy Fuel
01/28/17	5:15 PM	@ Toledo Walleye
01/29/17	3:15 PM	@ Toledo Walleye
01/31/17	5:35 PM	@ Cincinnati Cyclones
02/03/17	6:00 PM	@ Fort Wayne Komets
02/04/17	6:05 PM	@ Quad City Mallards
02/08/17	6:35 PM	Allen Americans
02/10/17	7:05 PM	Allen Americans
02/11/17	7:05 PM	Allen Americans
02/15/17	6:05 PM	@ Wichita Thunder
02/17/17	6:05 PM	@ Tulsa Oilers
02/18/17	6:05 PM	@ Allen Americans
02/19/17	3:05 PM	@ Allen Americans
02/24/17	7:05 PM	South Carolina Stingrays
02/25/17	7:05 PM	South Carolina Stingrays
02/26/17	3:05 PM	South Carolina Stingrays
03/01/17	6:35 PM	Idaho Steelheads
03/03/17	7:05 PM	Idaho Steelheads
03/04/17	7:05 PM	Idaho Steelheads
03/10/17	7:05 PM	Alaska Aces
03/11/17	7:05 PM	Alaska Aces
03/15/17	7:10 PM	@ Idaho Steelheads
03/17/17	7:10 PM	@ Idaho Steelheads
03/18/17	7:10 PM	@ Idaho Steelheads
03/22/17	7:05 PM	@ Colorado Eagles
03/24/17	9:15 PM	@ Alaska Aces
03/25/17	9:15 PM	@ Alaska Aces
03/26/17	5:05 PM	@ Alaska Aces
03/29/17	6:35 PM	Utah Grizzlies
03/31/17	7:05 PM	Utah Grizzlies
04/01/17	7:05 PM	Utah Grizzlies
04/07/17	7:05 PM	Colorado Eagles
04/08/17	7:05 PM	Colorado Eagles

# YEAR IN REVIEW







## EASTERN CONFERENCE

## ATLANTIC DIVISION

	GP	W	L	OT	PTS	ROW	GF	GA
1 y-FLORIDA	82	47	26	9	103	40	239	203
2 x-TAMPA BAY	82	46	31	5	97	43	227	201
3 x-DETROIT	82	41	30	11	93	39	211	224
4 BOSTON	82	42	31	9	93	38	240	230
5 OTTAWA	82	38	35	9	85	32	236	247
6 MONTREAL	82	38	38	6	82	33	221	236
7 BUFFALO	82	35	36	11	81	33	201	222
8 TORONTO	82	29	42	11	69	23	198	246

## METROPOLITAN DIVISION

	GP	W	L	OT	PTS	ROW	GF	GA
1 p-WASHINGTON	82	56	18	8	120	52	252	193
2 x-PITTSBURGH	82	48	26	8	104	44	245	203
3 x-NY RANGERS	82	46	27	9	101	43	236	217
4 x-NY ISLANDERS	82	45	27	10	100	40	232	216
5 x-PHILADELPHIA	82	41	27	14	96	38	214	218
6 CAROLINA	82	35	31	16	86	33	198	226
7 NEW JERSEY	82	38	36	8	84	36	184	208
8 COLUMBUS	82	34	40	8	76	28	219	252

## WESTERN CONFERENCE

## CENTRAL DIVISION

	GP	W	L	OT	PTS	ROW	GF	GA
1 z-DALLAS	82	50	23	9	109	48	267	230
2 x-ST LOUIS	82	49	24	9	107	44	224	201
3 x-CHICAGO	82	47	26	9	103	46	235	209
4 x-NASHVILLE	82	41	27	14	96	37	228	215
5 x-MINNESOTA	82	38	33	11	87	35	216	206
6 COLORADO	82	39	39	4	82	35	216	240
7 WINNIPEG	82	35	39	8	78	32	215	239

## PACIFIC DIVISION

	GP	W	L	OT	PTS	ROW	GF	GA
1 y-ANAHEIM	82	46	25	11	103	43	218	192
2 x-LOS ANGELES	82	48	28	6	102	46	225	195
3 x-SAN JOSE	82	46	30	6	98	42	241	210
4 ARIZONA	82	35	39	8	78	34	209	245
5 CALGARY	82	35	40	7	77	33	231	260
6 VANCOUVER	82	31	38	13	75	26	191	243
7 EDMONTON	82	31	43	8	70	27	203	245

y-division champions, p-President's Trophy, x-playoffs

## 2015-2016 NHL INDIVIDUAL SCORING LEADERS

Player	Team	Pos	GP	G	A	P	+/-	PIM	PP	SH	GW	OT	S
Patrick Kane	CHI	R	82	46	60	106	17	30	17	0	9	1	287
Jamie Benn	DAL	L	82	41	48	89	7	64	17	2	5	1	247
Sidney Crosby	PIT	C	80	36	49	85	19	42	10	0	9	2	248
Joe Thornton	SJS	C	82	19	63	82	25	54	8	0	6	0	121
Erik Karlsson	OTT	D	82	16	66	82	-2	50	1	0	3	2	248
Joe Pavelski	SJS	C	82	38	40	78	25	30	12	0	11	1	224
Johnny Gaudreau	CGY	L	79	30	48	78	4	20	6	0	6	3	217
Blake Wheeler	WPG	R	82	26	52	78	8	49	3	2	5	2	256
Artemi Panarin	CHI	L	80	30	47	77	8	32	8	0	7	1	187
Evgeny Kuznetsov	WSH	C	82	20	57	77	27	32	5	0	4	2	193
Brent Burns	SJS	D	82	27	48	75	-5	53	7	1	4	1	353
Vladimir Tarasenko	STL	R	80	40	34	74	7	37	12	0	7	2	292
Anze Kopitar	LAK	C	81	25	49	74	34	16	5	1	8	4	177
Tyler Seguin	DAL	C	72	33	40	73	2	16	7	0	6	1	278
Alex Ovechkin	WSH	L	79	50	21	71	21	53	19	0	8	2	398
John Tavares	NYI	C	78	33	37	70	6	38	7	0	5	0	250
Nicklas Backstrom	WSH	C	75	20	50	70	17	36	3	0	4	0	129
Patrice Bergeron	BOS	C	80	32	36	68	12	49	12	1	6	0	282
Claude Giroux	PHI	C	78	22	45	67	-8	53	6	1	5	2	241
Kris Letang	PIT	D	71	16	51	67	9	66	5	0	2	1	218
Nikita Kucherov	TBL	R	77	30	36	66	9	30	9	0	4	1	209
Jaromir Jagr	FLA	R	79	27	39	66	23	48	5	0	4	0	143
Taylor Hall	EDM	L	82	26	39	65	-4	54	4	0	6	1	286
Steven Stamkos	TBL	C	77	36	28	64	3	38	14	1	8	0	216
Filip Forsberg	NSH	L	82	33	31	64	1	47	8	1	3	0	247
Max Pacioretty	MTL	L	82	30	34	64	-10	34	8	1	6	0	303
Kyle Okposo	NYI	R	79	22	42	64	-4	51	7	0	4	2	202
Jason Spezza	DAL	C	75	33	30	63	4	22	9	0	7	0	202
Loui Eriksson	BOS	R	82	30	33	63	13	12	10	2	5	1	184
Sean Monahan	CGY	C	81	27	36	63	-6	18	7	0	5	1	197

## 2015-16 NHL DEFENSEMEN SCORING LEADERS

Player	Team	Pos	GP	G	A	P	+/-	PIM	PP	SH	GW	OT	S
Erik Karlsson	OTT	D	82	16	66	82	-2	50	1	0	3	2	248
Brent Burns	SJS	D	82	27	48	75	-5	53	7	1	4	1	353
Kris Letang	PIT	D	71	16	51	67	9	66	5	0	2	1	218
Roman Josi	NSH	D	81	14	47	61	-3	43	6	1	3	1	198
John Klingberg	DAL	D	76	10	48	58	22	30	2	0	4	3	171
Mark Giordano	CGY	D	82	21	35	56	-5	54	9	1	2	1	212
Oliver Ekman-Larsson	ARI	D	75	21	34	55	-6	96	12	0	8	2	228
Dustin Byfuglien	WPG	D	81	19	34	53	4	119	3	1	6	0	247
Shea Weber	NSH	D	78	20	31	51	-7	27	14	0	1	0	189
Drew Doughty	LAK	D	82	14	37	51	24	52	9	1	3	0	197
Ryan Suter	MIN	D	82	8	43	51	10	30	3	1	2	0	188
P.K. Subban	MTL	D	68	6	45	51	4	75	2	0	0	0	176
Brent Seabrook	CHI	D	81	14	35	49	6	32	6	0	3	1	167
Tyson Barrie	COL	D	78	13	36	49	-16	31	3	1	5	0	172
Victor Hedman	TBL	D	78	10	37	47	21	46	1	0	0	0	180
Keith Yandle	NYR	D	82	5	42	47	-4	40	2	0	1	0	160
Shayne Gostisbehere	PHI	D	64	17	29	46	8	24	8	0	5	4	152
TJ Brodie	CGY	D	70	6	39	45	4	18	2	0	1	1	79
Kevin Shattenkirk	STL	D	72	14	30	44	-14	51	6	0	1	1	180
Andrei Markov	MTL	D	82	5	39	44	-6	38	4	0	0	0	117
Torey Krug	BOS	D	81	4	40	44	9	33	1	0	1	0	244
Dougie Hamilton	CGY	D	82	12	31	43	-14	46	5	0	3	0	190
Duncan Keith	CHI	D	67	9	34	43	13	26	4	0	4	0	130
Rasmus Ristolainen	BUF	D	82	9	32	41	-21	33	4	0	1	0	202
Jake Muzzin	LAK	D	82	8	32	40	7	64	1	0	1	0	203
Nick Leddy	NYI	D	81	5	35	40	-9	25	3	0	1	0	121
Marc-Edouard Vlasic	SJS	D	67	8	31	39	15	48	2	0	0	0	116
John Carlson	WSH	D	56	8	31	39	16	14	2	0	4	1	124
Sami Vatanen	ANA	D	71	9	29	38	8	20	4	0	2	0	140
Justin Faulk	CAR	D	64	16	21	37	-22	27	12	0	4	0	184



## GOALS AGAINST AVERAGE

Player	Team	GP	MIN	GAA	SA	GA	W	L	OT
Ben Bishop	TBL	61	3,584:38	2.06	1672	123	35	21	4
John Gibson	ANA	40	2,294:40	2.07	992	79	21	13	4
Brian Elliott	STL	42	2,263:00	2.07	1113	78	23	8	6
Cory Schneider	NJD	58	3,412:26	2.15	1597	122	27	25	6
Al Montoya	FLA	25	1,351:14	2.18	608	49	12	7	3
Braden Holtby	WSH	66	3,841:11	2.20	1802	141	48	9	7
Jonathan Quick	LAK	68	4,034:29	2.22	1820	149	40	23	5
Antti Raanta	NYR	25	1,150:21	2.24	530	43	11	6	2
Martin Jones	SJS	65	3,785:52	2.27	1734	143	37	23	4
Michal Neuvirth	PHI	32	1,825:29	2.27	908	69	18	8	4

## WINS, LOSSES, AND OT

Player	Team	GP	MIN	W	L	OT
Braden Holtby	WSH	66	3,841:11	48	9	7
Jonathan Quick	LAK	68	4,034:29	40	23	5
Martin Jones	SJS	65	3,785:52	37	23	4
Ben Bishop	TBL	61	3,584:38	35	21	4
Marc-Andre Fleury	PIT	58	3,462:33	35	17	6
Roberto Luongo	FLA	62	3,601:51	35	19	6
Corey Crawford	CHI	58	3,322:39	35	18	5
Henrik Lundqvist	NYR	65	3,772:22	35	21	7
Pekka Rinne	NSH	66	3,895:22	34	21	10
Devan Dubnyk	MIN	67	3,861:24	32	26	6

## SAVE PERCENTAGE

Player	Team	GP	MIN	SV%	GA	SA	SV
Carey Price	MTL	12	698:20	.934	24	365	341
Brian Elliott	STL	42	2,263:00	.930	78	1113	1035
Matt Murray	PIT	13	748:35	.930	25	355	330
Ben Bishop	TBL	61	3,584:38	.926	123	1672	1549
Thomas Greiss	NYI	41	2,287:28	.925	90	1197	1107
Corey Crawford	CHI	58	3,322:39	.924	131	1718	1587
Cory Schneider	NJD	58	3,412:26	.924	122	1597	1475
Michal Neuvirth	PHI	32	1,825:29	.924	69	908	839
Robin Lehner	BUF	21	1,164:05	.924	48	634	5863

## SHUTOUTS

Player	Team	GP	MIN	SO	W	L	OT	GAA	SV%
Corey Crawford	CHI	58	3,322:39	7	35	18	5	2.37	.924
Jake Allen	STL	47	2,583:22	6	26	15	3	2.35	.920
Ben Bishop	TBL	61	3,584:38	6	35	21	4	2.06	.926
Martin Jones	SJS	65	3,785:52	6	37	23	4	2.27	.918
Marc-Andre Fleury	PIT	58	3,462:33	5	35	17	6	2.29	.921
Devan Dubnyk	MIN	67	3,861:24	5	32	26	6	2.33	.918
Jonathan Quick	LAK	68	4,034:29	5	40	23	5	2.22	.918

## 2015-16 NHL CATEGORY LEADERS

<b>Goals:</b> Alex Ovechkin, Washington	50
<b>Assists:</b> Erik Karlsson, Ottawa	66
<b>Points:</b> Patrick Kane, Chicago	106
<b>Defenseman Points:</b> Erik Karlsson, Ottawa	82
<b>Rookie Points:</b> Artemi Panarin, Chicago	77
<b>Power-play goals:</b> Alex Ovechkin, Washington	19
<b>Shorthanded goals:</b> Jean-Gabriel Pageau, Ottawa	7
<b>Game-Winning Goals:</b> Joe Pavelski, San Jose	11
<b>SO Game-Deciding Goals:</b> Kyle Okposo, NYI	3
Aleksander Barkov, FLA	3
Kris Letang, PIT	3
Ryan Spooner, BOS	3

<b>Shots:</b> Alex Ovechkin, Washington	398
<b>Shooting Percentage:</b> Zack Smith, Ottawa	20.7%
<b>Plus/Minus:</b> Tyler Toffoli, LAK	Plus-35
<b>Goals Against Average:</b> Ben Bishop, TBL	2.06
<b>Wins:</b> Braden Holtby, WSH	48
<b>Save Percentage:</b> Brian Elliott, STL	930%
<b>Shutouts:</b> Corey Crawford, CHI	7

## 2015-16 NHL AWARD WINNERS

<b>Hart Memorial Trophy</b>	Patrick Kane, Chicago
<b>Calder Memorial Trophy</b>	Artemi Panarin, Chicago
<b>Vezina Trophy</b>	Braden Holtby, Washington
<b>James Norris Memorial Trophy</b>	Drew Doughty, Los Angeles
<b>Jack Adams Award</b>	Barry Trotz, Washington
<b>General Manager of the Year Award</b>	Jim Rutherford, Pittsburgh
<b>Lady Byng Memorial Trophy</b>	Anze Kopitar, Los Angeles
<b>Frank J. Selke Trophy</b>	Anze Kopitar, Los Angeles
<b>William M. Jennings Trophy</b>	Frederik Andersen, Anaheim
<b>Maurice "Rocket" Richard Trophy</b>	Alex Ovechkin, Washington

<b>Bill Masterton Memorial Trophy</b>	Jaromir Jagr, Florida
<b>King Clancy Memorial Trophy</b>	Henrik Sedin, Vancouver
<b>Art Ross Trophy</b>	Patrick Kane, Chicago
<b>Conn Smythe Trophy</b>	Sidney Crosby, Pittsburgh
<b>Ted Lindsay Award</b>	Patrick Kane, Chicago
<b>Mark Messier Leadership Award</b>	Shea Weber, Nashville
<b>NHL Foundation Player Award</b>	Mark Giordano, Calgary
<b>Lester Patrick Award</b>	TBD
<b>Presidents Trophy</b>	Washington Capitals

## 2015-16 NHL ALL-STAR TEAMS

## FIRST ALL-STAR TEAM

<b>Goaltender</b>	Braden Holtby, Washington
<b>Defense</b>	Drew Doughty, Los Angeles
<b>Defense</b>	Erik Karlsson, Ottawa
<b>Center</b>	Sidney Crosby, Pittsburgh
<b>Right Wing</b>	Patrick Kane, Chicago
<b>Left Wing</b>	Jamie Benn, Dallas

## SECOND ALL-STAR TEAM

<b>Goaltender</b>	Ben Bishop, Tampa Bay
<b>Defense</b>	Brent Burns, San Jose
<b>Defense</b>	Kris Letang, Pittsburgh
<b>Center</b>	Joe Thornton, San Jose
<b>Right Wing</b>	Vladimir Tarasenko, St. Louis
<b>Left Wing</b>	Alex Ovechkin, Washington

## ROOKIE ALL-STAR TEAM

<b>Goaltender</b>	John Gibson, Anaheim
<b>Defense</b>	Shayne Gostisbehere, Philadelphia
<b>Defense</b>	Colton Parayko, St. Louis
<b>Forward</b>	Jack Eichel, Buffalo
<b>Forward</b>	Connor McDavid, Edmonton
<b>Forward</b>	Artemi Panarin, Chicago



# 2016-17 ARIZONA COYOTES

# 2015-16 REGULAR SEASON GAME-BY-GAME RESULTS

YEAR IN REVIEW

Game #	Date	Team	W-L-OT	Record	GF-GA	Scorers	W Goal	PP	PK	SF-SA	W-L GltDr.	Attend.
1	10/09/2015	@ LAK	W	01-00-00	4-1	4,23,16,8	23	0-3	4-4	22-41	41 / 32	18230+
2	10/10/2015	PIT	W	02-00-00	2-1	8,48	48	0-4	4-4	39-28	41 / 29	17125+
3	10/14/2015	@ ANA	W	03-00-00	4-0	10,10p,16,10	10	1-6	3-3	29-37	41 / 30	15172
4	10/15/2015	MIN	L	03-01-00	3-4	10,16,26	64	0-7	4-5	30-24	40 / 29	12029
5	10/17/2015	BOS	L	03-02-00	3-5	19,8p,24	37	1-4	3-6	23-43	40 / 41	13411
6	10/20/2015	@ NJD	O*	03-02-01	2-3	10p,89	5	1-5	3-3	20-25	35 / 41	12171
7	10/22/2015	@ NYR	L	03-03-01	1-4	34	13	0-3	2-3	35-27	30 / 41	18006+
8	10/24/2015	@ OTT	W	04-03-01	4-1	89,12,89,89	12	0-2	3-3	26-36	29 / 41	17270
9	10/26/2015	@ TOR	W	05-03-01	4-3	16p,19p,34,24	24	2-4	2-2	24-27	41 / 34	18944+
10	10/27/2015	@ BOS	L	05-04-01	0-6		46	0-3	3-4	24-27	40 / 41	17565+
11	10/30/2015	VAN	L	05-05-01	3-4	16,17,8	22	0-2	3-4	31-22	32 / 29	12166
12	11/05/2015	COL	W	06-05-01	4-2	2,8,2,48	2	0-6	5-5	28-28	41 / 1	10270
13	11/07/2015	NYR	L	06-06-01	1-4	19p	10	1-4	3-4	40-30	32 / 41	13029
14	11/09/2015	@ ANA	W*	07-06-01	4-3	10p,16,16,89	89	1-5	3-4	28-36	29 / 31	13864
15	11/10/2015	@ LAK	W	08-06-01	3-2	11,11,12	12	0-3	1-2	25-35	41 / 32	18230+
16	11/12/2015	EDM	W	09-06-01	4-1	23,19p,45,16	19	1-3	4-4	21-28	41 / 39	15545
17	11/14/2015	@ CBJ	L	09-07-01	2-5	10,23	38	0-5	2-4	29-21	72 / 41	13702
18	11/16/2015	@ NYI	L	09-08-01	2-5	11,89p	91	1-3	3-4	33-32	41 / 29	11841
19	11/19/2015	@ MTL	W	10-08-01	3-2	11,19,23p	23	1-2	5-5	20-33	41 / 39	21288+
20	11/21/2015	@ WPG	L	10-09-01	2-3	19p,5p	22	2-6	5-5	29-23	34 / 29	15294+
21	11/25/2015	ANA	W	11-09-01	4-2	26,50p,10,50	10	1-3	1-3	34-31	41 / 36	11578
22	11/27/2015	CGY	W*	12-09-01	2-1	11,23	23	0-2	5-6	21-26	41 / 31	11495
23	11/28/2015	OTT	W	13-09-01	4-3	89,89,37,89	89	0-2	2-3	19-38	29 / 41	12727
24	12/01/2015	@ NSH	L	13-10-01	2-5	23p,24	9	1-2	1-2	15-41	35 / 41	15091
25	12/03/2015	@ DET	L	13-11-01	1-5	48	55	0-1	4-4	27-44	35 / 41	20027
26	12/04/2015	@ BUF	L	13-12-01	2-5	16,16	9	0-3	2-2	20-28	31 / 41	18204
27	12/06/2015	@ CAR	L	13-13-01	4-5	8,2,45,50p	27	1-4	3-4	23-18	30 / 29	9021
28	12/08/2015	@ STL	L	13-14-01	1-4	17	20	0-4	3-3	23-22	34 / 41	16301
29	12/11/2015	MIN	W*	14-14-01	2-1	89,89p	89	1-6	4-4	21-28	29 / 35	14404
30	12/12/2015	CAR	O*	14-14-02	4-5	10,10,24,5	49	0-2	1-3	29-33	31 / 29	12668
31	12/17/2015	CBJ	L	14-15-02	5-7	50,9p,8,48,8	23	1-3	1-1	32-21	30 / 35	11120
32	12/19/2015	NYI	W	15-15-02	1-0	23	23	0-2	3-3	29-25	35 / 41	11878
33	12/22/2015	TOR	W	16-15-02	3-2	19,19,5	5	0-4	1-2	26-39	35 / 45	12234
34	12/26/2015	LAK	O*	16-15-03	3-4	23p,50p,23p	11	3-6	4-6	27-33	32 / 35	15277
35	12/27/2015	@ COL	W*	17-15-03	2-1	26,89	89	0-3	2-3	28-39	29 / 1	18064+
36	12/29/2015	CHI	L	17-16-03	5-7	19,4,19p,5,19p	11	2-8	1-4	37-28	50 / 35	17197+
37	12/31/2015	WPG	W	18-16-03	4-2	19,9p,23p,19	23	2-5	3-3	21-37	35 / 30	14027
38	01/02/2016	@ EDM	O**	18-16-04	3-4	17,12,10	93	0-3	3-4	34-41	33 / 35	16839+
39	01/04/2016	@ VAN	W	19-16-04	3-2	19,76,19p	19	1-2	1-2	29-37	35 / 25	18377
40	01/07/2016	@ CGY	W	20-16-04	2-1	23p,11	11	1-3	2-3	33-26	35 / 31	19272
41	01/09/2016	NSH	W	21-16-04	4-0	50p,8,8,10	50	1-2	3-3	29-26	35 / 30	12345
42	01/12/2016	EDM	W*	22-16-04	4-3	16,16p,16p,23p	23	3-4	1-3	31-28	35 / 39	11391
43	01/14/2016	DET	O*	22-16-05	2-3	23,19p	65	1-3	1-3	29-25	34 / 35	12014
44	01/16/2016	NJD	L	22-17-05	0-2		12	0-5	2-2	38-16	35 / 29	11745
45	01/18/2016	BUF	L	22-18-05	1-2	50	88	0-5	1-3	27-28	31 / 35	11134
46	01/21/2016	SJS	L	22-19-05	1-3	12	50	0-1	1-2	24-23	31 / 35	12251
47	01/23/2016	LAK	W	23-19-05	3-2	19,23p,48	48	1-4	2-2	24-28	35 / 32	14195
48	01/25/2016	@ MIN	W**	24-19-05	2-1	50s	10	0-3	2-2	24-35	35 / 40	19020+
49	01/26/2016	@ WPG	L	24-20-05	2-5	12,10	33	0-5	3-4	34-37	30 / 35	15294+
50	02/02/2016	LAK	L	24-21-05	2-6	48,10	12	0-5	4-7	26-35	32 / 35	12261
51	02/04/2016	CHI	O*	24-21-06	4-5	23p,89p,48,19	19	2-4	4-4	28-40	50 / 35	17125+
52	02/05/2016	@ ANA	L	24-22-06	2-5	8,19p	10	1-5	6-7	25-41	31 / 29	17342+
53	02/10/2016	VAN	L	24-23-06	1-2	11p	36	1-4	4-4	34-26	30 / 35	12255
54	02/12/2016	CGY	W	25-23-06	4-1	19,23p,10p,19p	23	3-7	5-5	35-27	35 / 1	13643
55	02/13/2016	@ SJS	L	25-24-06	1-4	11	50	0-3	4-5	23-28	31 / 35	17562+
56	02/15/2016	MTL	W	26-24-06	6-2	11,10p,12,23p,44,50	12	2-4	1-1	27-19	35 / 39	14338
57	02/18/2016	DAL	W	27-24-06	6-3	16,26,16,11p,32,50	11	1-3	3-4	42-39	35 / 31	11853
58	02/20/2016	STL	L	27-25-06	4-6	19,44,16,16	21	0-2	2-3	22-40	1 / 35	15839
59	02/22/2016	@ WSH	L	27-26-06	2-3	44,5	10	0-6	3-4	27-34	70 / 35	18506+
60	02/23/2016	@ TBL	L	27-27-06	1-2	48	13	0-2	2-2	30-36	88 / 35	19092+
61	02/25/2016	@ FLA	L	27-28-06	2-3	19,23p	16	1-3	3-4	24-25	1 / 35	13134
62	02/27/2016	@ PHI	L	27-29-06	2-4	12,23	89	0-4	3-4	31-33	30 / 35	19773+
63	02/29/2016	@ PIT	L	27-30-06	0-6		72	0-3	4-5	30-33	29 / 35	18435+
64	03/03/2016	ANA	L	27-31-06	1-5	10p	67	1-6	4-7	28-21	31 / 60	11999
65	03/05/2016	FLA	W	28-31-06	5-1	48s,40,19p,40,50	40	1-3	5-5	26-33	35 / 35	14825
66	03/07/2016	@ COL	L	28-32-06	1-3	15	9	0-3	1-2	38-37	1 / 35	15393
67	03/09/2016	@ VAN	O*	28-32-07	2-3	8p,44	60	1-1	4-4	34-31	25 / 35	18374
68	03/11/2016	@ CGY	W	29-32-07	4-1	15s,50p,12,12	50	1-4	3-3	26-25	35 / 37	19289+
69	03/12/2016	@ EDM	W	30-32-07	4-0	9,50,40p,50	9	1-2	3-3	29-44	41 / 33	16839+
70	03/17/2016	SJS	W	31-32-07	3-1	26,19,50p	19	1-2	2-2	22-28	41 / 31	13005
71	03/19/2016	TBL	L	31-33-07	0-2		18	0-6	4-4	32-36	30 / 35	14183
72	03/20/2016	@ SJS	L	31-34-07	0-3		42	0-4	3-5	25-36	34 / 41	15756
73	03/22/2016	EDM	W	32-34-07	4-2	40,11p,8,16	8	1-3	2-4	31-29	41 / 33	13408
74	03/24/2016	DAL	W	33-34-07	3-1	8,23,11s	23	0-6	3-3	30-38	35 / 32	11887
75	03/26/2016	PHI	W	34-34-07	2-1	19p,26	26	1-3	4-5	17-35	41 / 35	16002
76	03/28/2016	CGY	L	34-35-07	2-5	10p,10p	23	2-4	1-3	24-21	37 / 35	14347
77	03/31/2016	@ DAL	L	34-36-07	1-4	11	12	0-2	2-3	32-33	31 / 41	18532+
78	04/02/2016	WSH	W	35-36-07	3-0	19,23,12	19	0-1	2-2	27-31	41 / 31	17125+
79	04/04/2016	@ STL	L	35-37-07	2-5	50,10	91	0-3	4-6	27-26	1 / 41	19465+
80	04/05/2016	@ CHI	L	35-38-07	2-6	5,12	88	0-6	3-6	31-32	33 / 35	21884+
81	04/07/2016	@ NSH	O*	35-38-08	2-3	50,19	59	0-2	4-5	18-31	35 / 41	17113+
82	04/09/2016	@ SJS	L	35-39-08	0-1		8	0-4	5-6	20-32	31 / 41	17562+

\* = Overtime, \*\* = Shootout, + = Sellout





POS	Player	GP	G	A	P	+/-	PIM	PP	SH	GW	OT	S	S%	TOI/G
D	Oliver Ekman-Larsson	75	21	34	55	-6	96	12	0	8	2	228	9.2	24:46
L	Max Domi	81	18	34	52	3	72	3	0	0	0	156	11.5	16:22
R	Shane Doan	72	28	19	47	4	98	12	0	4	0	170	16.5	17:35
L	Anthony Duclair	81	20	24	44	12	49	8	0	2	0	105	19.0	14:22
C	Martin Hanzal	64	13	28	41	-5	77	3	1	2	0	141	9.2	17:47
L	Mikkel Boedker	62	13	26	39	-28	10	3	0	4	3	144	9.0	18:39
C	Antoine Vermette	76	17	21	38	-14	93	6	1	2	0	123	13.8	16:38
R	Tobias Rieder	82	14	23	37	-21	10	2	0	1	0	189	7.4	17:18
D	Michael Stone	75	6	30	36	-10	62	0	0	1	0	161	3.7	22:27
R	Brad Richardson	82	11	20	31	8	46	0	0	3	0	117	9.4	15:37
L	Jordan Martinook	81	9	15	24	-9	18	0	1	2	0	109	8.3	15:11
D	Connor Murphy	78	6	11	17	5	48	1	0	1	0	101	5.9	20:30
L	Alex Tanguay	18	4	9	13	5	8	1	0	1	0	22	18.2	15:09
C	Kyle Chipchura	70	4	8	12	-10	38	0	0	1	0	47	8.5	10:14
D	Kevin Connauton	38	4	5	9	-3	39	0	0	0	0	65	6.2	17:33
D	Klas Dahlbeck	71	2	6	8	-5	28	0	0	0	0	64	3.1	15:43
D	Nicklas Grossmann	58	3	4	7	-3	24	0	0	1	0	42	7.1	17:47
D	Zbynek Michalek	70	2	5	7	3	20	0	0	0	0	69	2.9	17:00
R	Viktor Tikhonov	39	3	3	6	-6	14	2	0	1	0	30	10.0	11:45
R	Steve Downie	26	3	3	6	1	53	0	0	0	0	22	13.6	9:00
D	Stefan Elliott	19	2	4	6	-2	4	0	0	0	0	35	5.7	14:14
C	Boyd Gordon	65	2	2	4	-7	10	0	1	0	0	53	3.8	12:12
C	Tyler Gaudet	14	1	2	3	-2	0	0	0	0	0	6	16.7	10:36
L	Dustin Jeffrey	7	1	1	2	2	2	0	0	0	0	5	20	11:24
L	Jiri Sekac	11	0	2	2	-4	10	0	0	0	0	9	0.0	11:30
C	Laurent Dauphin	8	1	0	1	0	4	0	0	0	0	7	14.3	11:18
L	Sergei Plotnikov	13	0	1	1	0	4	0	0	0	0	9	0	10:22
L	John Scott	11	0	1	1	0	25	0	0	0	0	6	0	6:18
L	Craig Cunningham	10	0	1	1	-1	2	0	0	0	0	13	0	10:05
L	Christian Thomas	1	0	0	0	0	0	0	0	0	0	3	0	10:35
D	Jarred Tinordi	7	0	0	0	-2	12	0	0	0	0	3	0	14:48
C	Joe Vitale	1	0	0	0	1	5	0	0	0	0	1	0	6:13
D	Philip Samuelsson	4	0	0	0	0	2	0	0	0	0	5	0	15:53
D	Alex Grant	5	0	0	0	-2	7	0	0	0	0	4	0	13:14
L	Eric Selleck	1	0	0	0	0	5	0	0	0	0	1	0	9:33

Goalie	GP	GS	W	L	OT	SA	GA	GAA	SV	SV%	SO	G	A	PIM	MIN
Louis Domingue	39	36	15	18	5	1142	101	2.75	1041	.912	2	0	1	0	2,206:04
Mike Smith	32	32	15	13	2	921	77	2.63	844	.916	3	0	1	2	1,753:30
Anders Lindback	19	13	5	7	1	443	47	3.11	396	.894	0	0	1	0	906:08
Niklas Treutle	2	1	0	1	0	20	5	6.00	15	.750	0	0	0	2	49:42

**GAMES PLAYED**

Tobias Rieder	82
Brad Richardson	82
Max Domi	81
Anthony Duclair	81
Jordan Martinook	81

**GOALS**

Shane Doan	28
Oliver Ekman-Larsson	21
Anthony Duclair	20
Max Domi	18
Antoine Vermette	17
Tobias Rieder	14

**ASSISTS**

Oliver Ekman-Larsson	34
Max Domi	34
Michael Stone	30
Martin Hanzal	28
Mikkel Boedker	26
Anthony Duclair	24

**POINTS**

Oliver Ekman-Larsson	55
Max Domi	52
Shane Doan	47
Anthony Duclair	44
Martin Hanzal	41

**PENALTY MINUTES**

Shane Doan	98
Oliver Ekman-Larsson	96
Antoine Vermette	93
Martin Hanzal	77
Max Domi	72

**PP GOALS**

Shane Doan	12
Oliver Ekman-Larsson	12
Anthony Duclair	8
Antoine Vermette	6

**PP ASSISTS**

Oliver Ekman-Larsson	15
Mikkel Boedker	15
Michael Stone	14
Max Domi	12

**PP POINTS**

Oliver Ekman-Larsson	27
Mikkel Boedker	18
Shane Doan	17
Antoine Vermette	16
Max Domi	15

**SH GOALS**

Martin Hanzal	1
Antoine Vermette	1
Boyd Gordon	1
Jordan Martinook	1

**GW GOALS**

Oliver Ekman-Larsson	8
Mikkel Boedker	4
Shane Doan	4

**OVERTIME GOALS**

Mikkel Boedker	3
Oliver Ekman-Larsson	2

**SHOTS**

Oliver Ekman-Larsson	228
Tobias Rieder	189
Shane Doan	170
Michael Stone	161
Max Domi	156

**PLUS/MINUS**

Anthony Duclair	+12
Brad Richardson	+8
Alex Tanguay	+5
Connor Murphy	+5
Shane Doan	+4

**SHOOTING PERCENTAGE**

Anthony Duclair	19.0%
Shane Doan	16.5%
Antoine Vermette	13.8%
Max Domi	11.5%

**AVG TIME ON ICE PER GAME**

Oliver Ekman-Larsson	24:46
Michael Stone	22:27
Connor Murphy	20:30

**BLOCKED SHOTS**

Michael Stone	143
Connor Murphy	139
Zbynek Michalek	125
Klas Dahlbeck	76
Nicklas Grossmann	73

**HITS**

Klas Dahlbeck	178
Connor Murphy	175
Oliver Ekman-Larsson	154
Michael Stone	137
Martin Hanzal	126

**TAKEAWAYS**

Jordan Martinook	52
Oliver Ekman-Larsson	40
Shane Doan	33
Tobias Rieder	31

**GIVEAWAYS**

Max Domi	41
Oliver Ekman-Larsson	39
Antoine Vermette	33
Connor Murphy	29

**FACEOFFS TAKEN**

Antoine Vermette	1351
Martin Hanzal	1047
Brad Richardson	961
Boyd Gordon	909

**FACEOFFS WON**

Antoine Vermette	754
Martin Hanzal	586
Boyd Gordon	526
Brad Richardson	523

**FACEOFF WIN PERCENTAGE**

Boyd Gordon	57.9%
Martin Hanzal	56.0%
Antoine Vermette	55.8%
Brad Richardson	54.5%

**WINS**

Mike Smith	15
Louis Domingue	15
Anders Lindback	5

**GOALS AGAINST AVERAGE**

Mike Smith	2.63
Louis Domingue	2.75
Anders Lindback	3.11

**SAVE PERCENTAGE**

Mike Smith	.916%
Louis Domingue	.912%
Anders Lindback	.894%

**SHUTOUTS**

Mike Smith	3
Louis Domingue	2



Player	GP	TOTAL			GP	HOME			GP	ROAD		
		G	A	P		G	A	P		G	A	P
Oliver Ekman-Larsson	75	21	34	55	39	14	20	34	36	7	14	21
Max Domi	81	18	34	52	40	11	22	33	41	7	12	19
Shane Doan	72	28	19	47	36	20	10	30	36	8	9	17
Anthony Duclair	81	20	24	44	40	11	14	25	41	9	10	19
Martin Hanzal	64	13	28	41	32	6	14	20	32	7	14	21
Mikkel Boedker	62	13	26	39	32	6	16	22	30	7	10	17
Antoine Vermette	76	17	21	38	39	10	14	24	37	7	7	14
Tobias Rieder	82	14	23	37	41	10	13	23	41	4	10	14
Michael Stone	75	6	30	36	39	5	22	27	36	1	8	9
Brad Richardson	82	11	20	31	41	3	14	17	41	8	6	14
Jordan Martinook	81	9	15	24	40	7	4	11	41	2	11	13
Connor Murphy	78	6	11	17	41	3	7	10	37	3	4	7
Alex Tanguay	18	4	9	13	8	3	5	8	10	1	4	5
Kyle Chipchura	70	4	8	12	35	2	6	8	35	2	2	4
Kevin Connauton	38	4	5	9	19	2	4	6	19	2	1	3
Klas Dahlbeck	71	2	6	8	35	0	3	3	36	2	3	5
Nicklas Grossmann	58	3	4	7	31	2	4	6	27	1	0	1
Zbynek Michalek	70	2	5	7	34	1	2	3	36	1	3	4
Viktor Tikhonov	39	3	3	6	23	2	2	4	16	1	1	2
Steve Downie	26	3	3	6	11	1	1	2	15	2	2	4
Stefan Elliott	19	2	4	6	8	1	1	2	11	1	3	4
Boyd Gordon	65	2	2	4	33	0	1	1	32	2	1	3
Tyler Gaudet	14	1	2	3	8	1	2	3	6	0	0	0
Dustin Jeffrey	7	1	1	2	3	1	0	1	4	0	1	1
Jiri Sekac	11	0	2	2	6	0	1	1	5	0	1	1
Laurent Dauphin	8	1	0	1	2	0	0	0	6	1	0	1
Sergei Plotnikov	13	0	1	1	8	0	0	0	5	0	1	1
John Scott	11	0	1	1	3	0	1	1	8	0	0	0
Craig Cunningham	10	0	1	1	6	0	1	1	4	0	0	0
Christian Thomas	1	0	0	0	0	0	0	0	1	0	0	0
Jarred Tinordi	7	0	0	0	3	0	0	0	4	0	0	0
Joe Vitale	1	0	0	0	1	0	0	0	0	0	0	0
Philip Samuelsson	4	0	0	0	0	0	0	0	4	0	0	0
Alex Grant	5	0	0	0	1	0	0	0	4	0	0	0
Eric Selleck	1	0	0	0	0	0	0	0	1	0	0	0

## GOALTENDER

		GP	W	L	OT	SA	GA	GAA	SAVES	SV%	SO
Mike Smith	Home Totals	13	9	2	0	344	24	2.18	320	.930	1
	Road Totals	19	6	11	2	577	53	2.91	524	.908	2
	Seas. Totals	32	15	13	2	921	77	2.63	844	.916	3
Louis Domingue	Home Totals	24	11	9	3	665	55	2.49	610	.917	2
	Road Totals	15	4	9	2	477	46	3.13	431	.904	0
	Seas. Totals	39	15	18	5	1142	101	2.75	1041	.912	2
Anders Lindback	Home Totals	10	2	3	1	179	23	3.26	156	.872	0
	Road Totals	9	3	4	0	264	24	2.99	240	.909	0
	Seas. Totals	19	5	7	1	443	47	3.11	396	.894	0
Niklas Treutle	Home Totals	2	0	1	0	20	5	6.00	15	.750	0
	Road Totals	0	0	0	0	0	0	0.00	0	.000	0
	Seas. Totals	2	0	1	0	20	5	6.00	15	.750	0



Date	Opp.	Grossmann #2	Michalek #4	Murphy #5	Rieder #8	Tikhonov #9	Duclair #10	Hanzal #11
Oct 9	@ LAK	0-0,0/1 17:09	1-0,2/3 20:13	0-1,0/1 18:37	1-1,2/2 15:06		0-1,0/2 09:06	0-2,2/2 17:11
Oct 10	Vs PIT	0-0,0/1 22:29	INJ	0-0,0/1 22:03	1-0,4/1 16:18		0-1,1/1 09:49	0-1,5/1 16:30
Oct 14	@ ANA	0-0,0/1 16:59	0-1,0/1 16:50	0-0,0/1 19:23	0-1,3/2 15:22		3-0(W),5/2 15:28	0-3,0/2 17:54
Oct 15	Vs MIN	0-0,1/-1 15:17	0-0,0/0 12:51	0-1,0/0 18:17	0-0,4/-2 18:20		1-0,2/1 14:15	0-1,3/0 21:31
Oct 17	Vs BOS	0-0,0/1 19:44	0-0,1/-1 16:50	0-0,2/0 21:59	1-0,6/-1 19:07		0-0,0/0 16:03	0-0,1/0 19:59
Oct 20	@ NJD	0-0,2/-1 17:45	0-0,1/-1 20:25	0-0,0/0 17:52	0-0,2/0 17:43		1-0,1/0 16:19	0-1,1/-1 20:13
Oct 22	@ NYR	0-0,0/-1 16:24	0-0,1/1 08:59	0-0,1/-1 19:24	0-0,2/-1 19:37		0-0,2/0 17:31	0-1,3/0 20:38
Oct 24	@ OTT	0-0,1/0 17:14	0-0,1/2 19:24	0-0,3/0 19:20	0-0,2/1 18:34		0-0,0/0 15:03	0-0,0/0 14:30
Oct 26	@ TOR	0-0,0/0 20:09	0-0,0/-1 17:33	0-0,0/-1 17:25	0-0,2/0 21:28		0-0,1/0 12:27	0-1,1/0 05:39
Oct 27	@ BOS	0-0,0/-2 19:24	0-0,0/-2 18:08	INJ	0-0,4/-1 16:19		0-0,0/-2 15:13	INJ
Oct 30	Vs VAN	0-1,0/0 15:05	0-0,2/-1 18:34	0-0,3/0 14:56	1-0,2/0 20:21		0-0,0/0 14:35	INJ
Nov 5	Vs COL	2-0(W),3/2 20:20	0-0,1/2 17:07	0-2,1/1 19:58	1-0,3/2 16:10		0-0,1/1 13:50	0-2,0/1 17:53
Nov 7	Vs NYR	0-0,0/0 05:53	0-0,1/0 18:09	0-0,1/-1 15:25	0-0,5/0 19:27		0-0,5/0 18:06	0-0,6/0 21:42
Nov 9	@ ANA	INJ	0-0,0/0 19:00	0-0,0/-1 14:33	0-0,1/-2 21:41		1-0,2/-1 17:50	0-1,4/-2 22:11
Nov 10	@ LAK	INJ	0-0,1/1 20:42	0-0,0/0 11:14	0-1,0/1 16:44		0-0,1/1 15:49	2-0,3/1 18:27
Nov 12	Vs EDM	INJ	0-0,0/0 18:11	0-0,1/1 17:30	0-1,2/0 15:38		0-0,1/0 14:46	0-0,0/0 17:00
Nov 14	@ CBJ	INJ	0-0,2/1 16:49	0-0,0/-1 15:24	0-1,2/1 17:26		1-1,2/2 14:36	0-1,1/1 17:25
Nov 16	@ NYI	INJ	0-0,0/-2 17:00	0-0,1/-1 18:27	0-0,4/-2 20:10		0-1,0/0 15:03	1-0,5/-2 15:55
Nov 19	@ MTL	INJ	0-0,0/0 20:33	0-0,2/0 15:37	0-1,3/0 17:54		0-1,2/0 11:24	1-0,2/-1 16:29
Nov 21	@ WPG	INJ	0-0,3/0 20:50	1-0,1/-1 12:35	0-0,6/-2 22:47		0-1,0/0 16:19	0-0,0/-1 21:24
Nov 25	Vs ANA	0-0,0/0 18:49	0-0,1/1 15:15	0-0,2/0 19:48	0-0,2/0 18:06		1-0(W),2/1 16:18	0-0,3/0 20:13
Nov 27	Vs CGY	0-0,1/0 20:49	0-0,0/0 18:11	0-0,1/0 19:01	0-1,2/1 21:15		0-0,1/0 12:42	1-0,2/1 21:21
Nov 28	Vs OTT	0-0,0/0 21:10	INJ	0-0,1/0 21:55	0-1,1/0 19:11		0-0,1/-1 14:52	0-0,0/0 20:06
Dec 1	@ NSH	0-0,1/-1 20:18	0-1,1/-1 14:57	0-0,1/0 19:51	0-0,1/-1 19:38		0-0,0/0 18:18	0-0,0/-1 20:35
Dec 3	@ DET	0-0,0/-1 21:05	0-0,2/-1 17:19	0-0,2/-1 20:31	0-0,4/-1 14:32		0-0,2/-1 14:23	0-0,1/-2 16:55
Dec 4	@ BUF	0-0,0/1 19:12	0-0,3/-1 13:39	DND	0-0,1/-3 16:06		0-0,0/-3 16:20	0-1,1/-1 19:15
Dec 6	@ CAR	1-0,1/3 20:06	0-0,1/-2 19:19	DND	1-0,1/1 17:37		0-1,0/-1 16:12	0-0,2/-3 16:12
Dec 8	@ STL	0-0,1/-1 19:57	0-0,0/0 16:31	DND	0-0,2/-2 15:51	0-0,0/0 11:34	0-0,1/-2 10:47	INJ
Dec 11	Vs MIN	0-0,0/0 15:54	0-0,0/0 15:08	0-0,1/1 22:34	0-1,1/0 19:31	0-0,1/0 15:23	0-0,0/0 13:51	INJ
Dec 12	Vs CAR	0-1,1/1 19:32	INJ	1-0,1/2 19:43	0-0,4/-1 16:19	0-1,1/3 18:08	2-1,3/2 17:40	INJ
Dec 17	Vs CBJ	0-1,2/-1 21:00	INJ	0-0,0/2 20:04	2-0,2/1 17:37	1-0,1/-2 17:28	DND	INJ
Dec 19	Vs NYI	0-0,1/0 23:16	INJ	0-0,0/1 21:57	0-1,3/1 14:08	0-0,2/0 13:14	0-1,0/1 12:22	0-0,1/1 15:05
Dec 22	Vs TOR	0-0,2/0 09:34	INJ	1-0(W),2/0 22:51	0-0,2/0 16:27	0-0,1/0 16:57	0-0,0/0 12:04	INJ
Dec 26	Vs LAK	0-0,1/0 17:14	0-0,0/0 12:32	0-0,1/-1 15:18	0-0,2/-1 16:41	0-0,3/-1 16:04	0-0,0/0 14:11	INJ
Dec 27	@ COL	0-0,1/0 18:25	DND	0-0,0/0 24:18	0-0,7/0 19:28	0-0,0/0 14:38	0-0,0/0 14:52	INJ
Dec 29	Vs CHI	0-0,4/0 14:24	1-0,2/1 16:47	1-0,2/-1 16:39	0-3,2/-1 18:44	0-0,0/0 12:00	0-0,1/0 09:39	INJ
Dec 31	Vs WPG	0-1,1/-1 20:53	0-0,1/-1 14:58	0-1,0/2 20:29	0-0,5/-1 21:16	1-0,1/-1 13:16	0-0,1/-1 09:44	INJ
Jan 2	@ EDM	0-0,0/0 20:10	0-0,1/2 13:08	0-0,1/-1 23:35	0-0,4/-1 22:37	0-0,1/0 10:27	1-0,1/1 11:48	INJ
Jan 4	@ VAN	0-0,1/0 20:46	DND	0-1,1/1 22:35	0-2,1/1 13:28	0-0,0/-1 12:35	0-0,2/1 10:31	INJ
Jan 7	@ CGY	0-0,1/0 21:39	DND	0-0,2/0 19:51	0-0,0/1 16:32	0-0,0/0 09:42	0-2,1/1 14:04	1-0(W),3/1 15:34
Jan 9	Vs NSH	0-0,3/0 21:35	0-0,0/1 17:32	0-0,1/3 19:45	2-1,7/2 18:03	0-0,0/0 09:14	1-0,2/1 13:15	0-1,3/2 16:54
Jan 12	Vs EDM	0-0,0/0 16:55	0-0,1/0 14:50	0-0,1/-1 23:23	0-0,3/-1 18:37	0-0,0/0 09:16	0-1,2/0 16:41	0-0,1/0 19:14
Jan 14	Vs DET	0-0,0/0 20:48	0-0,1/0 15:45	0-0,1/1 19:19	0-1,2/0 19:59	0-0,0/0 11:12	0-0,3/0 12:45	0-0,3/-1 16:23
Jan 16	Vs NJD	0-0,0/0 15:12	0-0,2/0 13:01	0-0,0/-2 20:22	0-0,5/-2 18:28	DNP	0-0,2/0 15:32	0-0,3/0 17:28
Jan 18	Vs BUF	0-0,0/0 14:36	0-0,0/0 09:49	0-0,1/1 21:53	0-1,4/1 20:17	0-0,1/0 07:39	0-0,0/0 13:06	0-0,3/0 18:01
Jan 21	Vs SJS	0-0,0/-2 20:11	0-0,3/0 14:21	0-1,2/1 24:55	0-0,1/0 18:59	0-0,0/-1 08:00	0-0,0/0 14:25	0-0,0/0 16:42
Jan 23	Vs LAK	INJ	0-0,1/0 15:04	0-0,0/1 21:39	0-1,1/1 16:56	0-0,1/0 14:27	0-0,0/-1 10:31	0-0,3/0 16:55
Jan 25	@ MIN	DND	0-0,2/0 17:41	0-0,3/1 23:58	0-1,1/0 16:42	0-0,1/0 11:58	0-0,6/0 14:32	0-0,3/0 17:16
Jan 26	@ WPG	0-0,0/1 17:17	DND	0-0,1/0 24:28	0-0,1/0 12:52	INJ	1-0,3/1 15:18	0-1,4/-1 18:00
Feb 2	Vs LAK	0-0,0/-2 16:44	0-0,2/0 14:54	0-0,0/0 24:04	0-0,2/-2 17:48	0-0,0/-1 08:12	1-0,4/1 15:26	0-0,1/1 17:23
Feb 4	Vs CHI	DND	0-0,0/0 18:13	0-0,0/-1 21:06	0-0,2/0 17:16	0-1,0/0 07:53	0-0,1/-3 12:23	0-1,1/-3 16:28
Feb 5	@ ANA	DND	0-0,0/-1 18:40	0-0,4/-2 20:54	1-0,1/-1 14:10	0-0,0/-1 07:28	0-0,0/-1 13:25	0-0,2/-1 18:55
Feb 10	Vs VAN	0-0,2/0 12:12	0-0,1/0 16:43	0-0,3/-2 20:14	0-0,1/0 17:33	DND	0-1,3/0 17:09	1-0,2/0 19:04
Feb 12	Vs CGY	0-0,0/0 11:09	0-0,0/1 15:45	0-0,3/0 21:04	0-0,3/-1 17:23	DND	1-0,5/0 12:48	0-0,3/0 14:13
Feb 13	@ SJS	0-0,1/0 13:03	0-0,0/1 17:49	0-0,2/-3 19:21	0-1,4/0 19:14	DND	0-0,0/1 15:37	1-0,3/1 19:37
Feb 15	Vs MTL	DNP	0-1,2/1 17:47	0-0,0/-1 17:14	0-1,0/0 19:24	DND	1-1,1/1 16:21	1-2,5/1 16:46
Feb 18	Vs DAL	DNP	0-1,0/1 19:16	0-0,1/2 19:10	0-0,4/0 18:00	0-0,0/1 10:35	0-3,2/3 14:22	1-2(W),4/3 16:11
Feb 20	Vs STL	DNP	0-0,0/-1 15:44	0-0,0/-2 19:16	0-0,2/-2 18:46	0-0,2/0 11:01	0-0,0/0 15:50	0-0,1/0 17:24
Feb 22	@ WSH	0-0,2/0 11:43	0-0,0/0 13:52	1-0,4/0 23:08	0-1,0/0 20:05	0-1,1/0 06:44	0-0,0/0 15:53	0-0,3/0 19:25
Feb 23	@ TBL	DND	0-0,0/-1 13:21	0-0,3/0 23:56	0-0,0/0 15:50	0-0,0/-1 10:35	0-0,1/0 17:10	0-0,3/0 18:24
Feb 25	@ FLA	0-0,0/0 08:58	0-0,1/-1 16:35	0-1,2/0 18:55	0-0,1/-1 18:50	DND	0-0,0/-1 17:34	0-0,4/-1 21:11
Feb 27	@ PHI	0-0,0/0 17:32	0-0,1/0 15:38	0-0,1/-1 22:30	0-0,0/-1 15:23	0-0,1/0 06:06	0-0,3/-1 16:34	0-0,3/-1 18:45
Feb 29	@ PIT	DND	0-0,3/0 18:23	0-0,1/-2 18:58	0-0,3/-3 16:06	DND	0-0,0/-2 12:59	0-0,2/-2 16:52
Mar 3	Vs ANA	0-0,1/0 15:35	DND	0-1,2/0 25:13	0-0,0/0 15:12	0-0,0/0 08:37	1-0,2/0 16:01	0-0,1/0 18:06
Mar 5	Vs FLA	0-0,0/0 20:19	0-0,0/0 16:35	0-0,1/2 23:28	0-0,2/0 17:49	DND	0-2,1/3 14:16	0-0,2/0 17:54
Mar 7	@ COL	0-0,1/-1 18:02	DND	0-0,4/0 24:28	0-0,4/-1 12:44	DND	0-0,1/0 16:25	0-0,4/-1 18:25
Mar 9	@ VAN	0-0,3/-1 21:05	0-0,1/-1 15:30	0-0,4/1 22:43	1-0,2/-1 18:23	0-0,5/-1 14:00	0-1,0/0 13:15	0-0,0/-1 18:22
Mar 11	@ CGY	0-0,0/2 18:55	0-0,1/2 16:10	0-0,1/0 20:48	0-0,1/-1 17:37	0-0,0/0 12:41	0-0,2/0 13:17	0-1,2/0 19:40
Mar 12	@ EDM	0-0,0/1 23:51	0-0,0/1 15:45	0-0,1/2 22:10	0-0,4/1 14:42	1-0(W),2/1 11:57	0-0,0/1 09:32	0-1,2/1 15:12
Mar 17	Vs SJS	0-0,1/0 20:33	0-0,1/1 17:21	0-0,0/-1 20:11	0-0,3/-1 17:05	0-0,1/-1 15:27	0-0,1/1 12:11	0-0,2/-1 18:03
Mar 19	Vs TBL	0-0,0/-1 19:53	0-0,1/-1 16:57	0-0,2/-1 18:23	0-0,2/0 17:52	0-0,1/0 11:59	0-0,1/-1 13:26	0-0,2/-1 19:33
Mar 20	@ SJS	INJ	0-0,3/-1 16:19	0-0,1/0 22:33	0-0,0/0 14:59	0-0,0/0 10:10	0-0,0/0 14:50	0-0,2/0 18:26
Mar 22	Vs EDM	DND	0-0,4/0 18:56	0-0,0/3 18:57	1-0(W),2/1 13:55	DND	0-1,0/1 12:40	1-1,7/1 18:45
Mar 24	Vs DAL	DND	0-0,0/0 16:32	0-1,1/1 23:06	1-0,4/1 13:52	DND	0-1,1/1 14:40	1-0,3/1 18:20
Mar 26	Vs PHI	DND	0-0,0/0 17:54	0-0,0/0 28:26	0-0,0/0 14:22	DND	0-1,3/1 14:33	0-1,2/1 19:52
Mar 28	Vs CGY	0-0,1/-1 13:35	0-0,1/0 21:08	0-0,1/-1 21:15	0-0,0/-1 15:36	0-0,1/-1 14:34	2-0,3/0 17:06	0-2,0/-1 17:25
Mar 31	@ DAL	0-0,1/0 19:36	0-0,1/-2 22:01	0-0,3/0 21:50	0-0,1/-1 15:05	DND	0-1,4/1 17:00	1-0,2/1 05:41
Apr 2	Vs WSH	DND	0-0,4/2 23:31	0-0,2/1 22:48	0-0,3/0 15:56	0-0,0/0 13:56	0-0,1/1 12:32	INJ
Apr 4	@ STL	DND	0-0,0/0 21:19	0-1,4/1 25:20	0-0,2/0 16:06	DND	1-0,4/-1 14:46	INJ
Apr 5	@ CHI	DND	0-0,1/-1 18:41	1-0,3/2 20:37	0-0,4/-1 15:12	0-0,1/1 12:48	0-0,0/-1 12:02	INJ
Apr 7	@ NSH	DND	0-1,2/1 19:42	0-0,1/-1 24:44	0-0,1/0 13:20	DND	0-0,0/1 16:39	INJ
Apr 9	@ SJS	0-0,0/0 14:11	0-0,1/0 20:13	0-0,2/0 22:14	0-0,0/0 11:19	0-0,0/0 10:41	0-0,1/0 15:47	INJ





Date	Opp.	Richardson #12	Vitale #14	Gordon #15	Domi #16	Downie #17	Doan #19	Cunningham #22
Oct 9	@ LAK	0-0,1/0 13:23	DND	0-0,1/0 15:18	1-1,2/1 14:22	0-0,3/1 14:40	0-0,0/0 15:25	
Oct 10	Vs PIT	0-0,1/-1 16:13	DND	0-1,0/1 08:39	0-0,2/0 16:25	0-1,1/1 06:04	0-0,2/-1 18:36	
Oct 14	@ ANA	0-0,1/0 11:44	DND	0-0,2/0 13:34	1-1,5/1 15:25	0-0,2/0 12:25	0-0,2/0 14:44	
Oct 15	Vs MIN	0-1,1/1 18:08	DND	0-0,0/0 11:39	1-1,5/2 18:34	0-0,3/0 09:14	0-1,2/-1 15:48	
Oct 17	Vs BOS	0-0,0/0 15:28	0-0,1/1 06:13	0-0,0/0 09:53	0-0,2/0 20:46	0-0,1/-1 06:06	1-2,2/0 15:30	
Oct 20	@ NJD	0-0,1/-1 14:51	INJ	0-0,0/0 08:13	0-1,1/-1 20:18	0-0,0/0 05:53	0-0,2/0 17:47	
Oct 22	@ NYR	0-0,1/0 17:30	INJ	0-0,4/-2 10:25	0-1,0/1 19:07	0-0,0/0 13:56	0-0,4/-2 19:41	
Oct 24	@ OTT	1-0(W),3/1 18:03	INJ	0-0,0/0 11:06	0-1,1/2 15:54	0-0,0/0 07:00	0-0,1/1 19:04	
Oct 26	@ TOR	0-0,1/-2 15:57	INJ	0-0,0/-1 13:51	1-0,2/1 14:26	0-1,0/0 10:02	1-0,5/-1 17:42	
Oct 27	@ BOS	0-0,0/-1 15:42	INJ	0-0,0/0 12:31	0-0,2/-3 15:12	0-0,1/0 08:46	0-0,1/-2 18:04	
Oct 30	Vs VAN	0-0,2/0 14:59	INJ	0-0,2/1 10:21	1-0,2/-1 17:02	1-0,1/1 10:04	0-0,4/1 15:23	
Nov 5	Vs COL	0-0,1/-1 15:11	INJ	0-0,0/1 11:17	0-0,4/0 17:05	0-0,0/1 06:02	0-0,2/0 15:36	
Nov 7	Vs NYR	0-0,2/-2 13:17	INJ	0-0,0/0 11:23	0-0,3/-1 16:20	0-0,0/0 07:52	1-0,3/-2 14:32	
Nov 9	@ ANA	0-0,1/0 14:01	INJ	0-0,3/0 14:30	2-0,3/3 15:20	0-0,1/0 05:33	0-0,2/0 15:19	
Nov 10	@ LAK	1-0(W),2/1 16:38	INJ	0-0,1/0 11:39	0-0,2/0 16:09	DND	0-1,1/1 16:02	
Nov 12	Vs EDM	0-2,0/1 15:20	INJ	0-0,0/1 11:51	1-1,1/1 16:49	INJ	1-0(W),2/0 14:47	
Nov 14	@ CBJ	0-0,2/-1 16:09	INJ	0-0,0/0 10:41	0-0,1/-1 15:43	INJ	0-0,0/0 13:39	
Nov 16	@ NYI	0-0,1/0 14:29	INJ	0-0,4/0 11:37	0-1,3/-1 16:30	INJ	0-0,2/-2 14:41	0-0,1/0 10:46
Nov 19	@ MTL	0-0,0/0 14:34	INJ	0-0,1/0 14:55	0-0,1/0 12:37	INJ	1-0,1/1 15:47	0-0,2/-1 10:08
Nov 21	@ WPG	0-0,2/0 15:10	INJ	0-0,1/0 08:55	0-0,0/0 15:39	INJ	1-0,3/-1 18:35	DND
Nov 25	Vs ANA	0-1,4/1 15:09	INJ	0-0,0/1 12:35	0-2,0/1 14:32	INJ	INJ	0-0,4/1 09:31
Nov 27	Vs CGY	0-1,3/1 16:20	INJ	0-0,0/0 13:07	0-1,1/1 15:21	INJ	DNP	0-0,2/0 07:55
Nov 28	Vs OTT	0-0,0/0 14:24	INJ	0-0,0/0 12:39	0-1,1/2 14:53	INJ	DNP	0-0,2/0 12:22
Dec 1	@ NSH	0-0,0/-1 13:56	INJ	0-1,0/0 08:49	0-1,3/-2 16:42	INJ	DNP	0-0,0/-1 12:53
Dec 3	@ DET	0-0,4/-1 13:38	INJ	0-0,1/-1 14:47	0-0,3/-1 15:54	0-1,0/-1 12:28	DNP	MIN
Dec 4	@ BUF	0-0,1/-1 15:40	INJ	0-0,1/0 09:11	2-0,3/0 19:20	0-0,0/-1 11:21	DNP	MIN
Dec 6	@ CAR	0-1,1/1 17:43	INJ	0-0,0/0 09:00	0-0,0/-3 15:20	0-0,1/1 14:22	INJ	MIN
Dec 8	@ STL	0-1,0/1 13:56	INJ	0-0,0/0 13:43	0-0,1/-2 18:23	1-0,2/1 13:07	INJ	MIN
Dec 11	Vs MIN	0-0,1/0 15:26	INJ	0-0,0/0 11:30	0-0,1/0 15:05	0-0,0/0 09:42	INJ	0-0,0/0 08:20
Dec 12	Vs CAR	0-0,1/1 16:14	INJ	0-0,0/-1 10:23	0-2,2/2 16:51	0-0,1/-1 07:34	0-0,1/2 18:07	DND
Dec 17	Vs CBJ	0-0,1/0 15:19	INJ	0-0,0/-1 10:04	0-0,2/-2 19:17	0-0,2/-1 08:44	0-1,0/-3 16:47	MIN
Dec 19	Vs NYI	0-0,3/0 13:23	INJ	0-0,2/0 17:00	0-0,0/0 14:35	DND	0-0,4/0 13:32	MIN
Dec 22	Vs TOR	0-2,2/2 17:03	INJ	0-0,0/0 14:01	0-0,2/1 11:08	0-0,0/0 07:52	2-1,4/2 20:48	MIN
Dec 26	Vs LAK	0-0,0/0 14:24	INJ	0-0,1/0 12:55	0-1,4/0 16:08	DND	0-0,1/0 21:27	MIN
Dec 27	@ COL	0-1,0/1 17:15	INJ	INJ	0-0,3/1 17:13	0-0,0/0 04:33	0-0,3/0 20:26	MIN
Dec 29	Vs CHI	0-0,1/1 15:21	INJ	INJ	0-0,3/-2 20:19	DND	3-0,9/1 21:42	0-1,0/0 09:55
Dec 31	Vs WPG	0-1,1/2 15:28	INJ	INJ	1/0 16:20	1-0,2/1 06:48	0-0,4/1 23:07	DNP
Jan 4	@ VAN	0-1,3/1 17:48	INJ	0-0,0/-1 14:25	0-0,2/0 14:44	DND	2-0(W),5/1 19:42	MIN
Jan 7	@ CGY	0-0,5/0 16:42	INJ	0-0,0/0 14:29	0-0,1/0 14:36	DND	0-0,3/0 16:14	MIN
Jan 9	Vs NSH	0-0,0/0 15:07	INJ	0-0,0/0 12:59	0-0,1/0 12:19	DND	0-1,2/0 17:49	MIN
Jan 12	Vs EDM	0-0,1/0 16:43	INJ	0-0,1/0 10:49	3-0,5/1 17:29	DND	0-0,2/0 18:52	MIN
Jan 14	Vs DET	0-1,1/1 14:57	INJ	0-0,0/0 13:42	0-0,1/-1 13:53	DND	1-0,2/1 16:21	MIN
Jan 16	Vs NJD	0-0,3/0 13:24	INJ	0-0,1/0 10:01	0-0,0/0 19:06	0-0,0/0 07:12	0-0,3/0 20:13	MIN
Jan 18	Vs BUF	0-0,0/0 15:16	INJ	0-0,0/0 08:55	0-0,0/0 17:32	MIN	0-1,1/1 21:44	MIN
Jan 21	Vs SJS	1-0,3/1 17:59	INJ	0-0,1/-1 09:06	0-0,1/-1 14:41	MIN	0-1,2/1 20:09	MIN
Jan 23	Vs LAK	0-1,1/0 13:52	INJ	0-0,2/-1 14:54	0-1,1/0 15:42	MIN	1-1,1/1 18:47	MIN
Jan 25	@ MIN	0-0,0/0 17:24	INJ	0-0,1/0 12:19	0-0,1/0 16:21	MIN	0-0,0/-1 16:31	MIN
Jan 26	@ WPG	1-0,5/0 14:20	INJ	0-0,0/0 13:47	0-0,2/0 16:15	MIN	0-0,2/-1 17:13	MIN
Feb 2	Vs LAK	0-0,0/1 12:05	INJ	0-0,1/-1 12:35	0-1,2/1 16:26	MIN	0-0,4/1 16:37	MIN
Feb 4	Vs CHI	0-1,3/1 16:57	INJ	0-0,1/-1 12:12	0-1,2/-2 15:49	DNP	1-0,3/1 18:27	MIN
Feb 5	@ ANA	0-0,2/1 15:41	INJ	INJ	0-0,1/-1 16:12	0-0,1/-1 06:43	1-1,3/0 17:28	MIN
Feb 10	Vs VAN	0-0,1/-1 16:35	INJ	INJ	0-1,2/0 16:53	MIN	0-0,5/-1 22:02	MIN
Feb 12	Vs CGY	0-0,1/-1 16:11	INJ	INJ	0-0,4/0 14:11	MIN	2-1,6/1 19:30	MIN
Feb 13	@ SJS	0-0,1/-1 15:47	INJ	INJ	0-0,3/0 14:35	MIN	0-0,2/-1 19:29	MIN
Feb 15	Vs MTL	1-0(W),3/-1 17:47	INJ	INJ	0-1,1/1 16:58	MIN	0-0,1/0 23:30	MIN
Feb 18	Vs DAL	0-0,0/-2 12:51	INJ	INJ	2-1,7/3 14:54	MIN	0-0,3/-2 14:06	MIN
Feb 20	Vs STL	0-1,0/1 13:05	INJ	INJ	2-0,3/2 16:54	MIN	1-0,1/1 14:39	MIN
Feb 22	@ WSH	0-0,2/0 15:45	INJ	INJ	0-0,0/0 17:39	MIN	0-0,2/0 19:53	MIN
Feb 23	@ TBL	0-0,2/1 15:59	INJ	INJ	0-0,1/0 17:57	MIN	0-1,1/1 16:31	MIN
Feb 25	@ FLA	0-0,0/1 16:09	INJ	INJ	0-0,1/-1 14:50	MIN	1-1,1/1 23:17	MIN
Feb 27	@ PHI	1-0,4/0 16:09	INJ	INJ	0-1,1/0 17:14	MIN	0-1,3/1 19:59	MIN
Feb 29	@ PIT	0-0,1/-1 15:11	INJ	INJ	0-0,1/0 12:43	MIN	0-0,3/-1 17:29	0-0,2/0 11:08
Mar 3	Vs ANA	0-0,1/-2 15:47	INJ	INJ	0-1,1/-2 16:43	MIN	0-0,2/-1 15:29	DND
Mar 5	Vs FLA	0-0,1/-1 15:24	INJ	0-0,1/1 14:15	SUS	MIN	1-0,2/0 14:24	MIN
Mar 7	@ COL	0-0,1/0 14:30	INJ	1-0,4/0 10:30	0-0,4/0 17:54	MIN	0-0,2/0 19:59	MIN
Mar 9	@ VAN	0-0,2/0 16:35	INJ	0-0,0/-1 12:07	0-0,2/-1 14:48	MIN	0-0,1/-1 15:16	MIN
Mar 11	@ CGY	2-0,3/2 13:01	INJ	1-0,1/1 15:18	0-1,3/1 16:07	MIN	0-2,6/1 15:54	MIN
Mar 12	@ EDM	0-0,1/0 17:12	INJ	0-0,3/0 14:23	0-0,2/0 16:18	MIN	0-1,3/1 17:28	MIN
Mar 17	Vs SJS	0-0,2/1 16:59	INJ	0-0,1/0 11:47	0-1,1/1 14:29	MIN	1-0(W),1/1 17:24	MIN
Mar 19	Vs TBL	0-0,0/0 13:02	INJ	0-0,0/0 10:09	0-0,8/-2 16:50	MIN	0-0,2/0 18:44	MIN
Mar 20	@ SJS	0-0,1/0 15:34	INJ	0-0,1/-1 10:31	0-0,1/0 20:00	MIN	0-0,1/0 18:35	MIN
Mar 22	Vs EDM	0-1,2/1 15:25	INJ	0-0,2/0 13:51	1-0,3/1 18:06	MIN	0-0,1/1 15:32	MIN
Mar 24	Vs DAL	0-1,0/1 15:21	INJ	0-0,1/0 12:04	0-1,2/1 18:43	MIN	0-0,2/0 17:10	MIN
Mar 26	Vs PHI	0-0,1/0 15:17	INJ	0-0,0/0 13:04	0-0,1/1 18:34	MIN	1-0,2/0 12:03	MIN
Mar 28	Vs CGY	0-0,2/-1 16:09	INJ	0-0,1/0 12:03	0-1,2/-1 16:09	MIN	INJ	MIN
Mar 31	@ DAL	0-0,2/-2 16:49	INJ	0-0,1/0 12:20	0-1,1/1 17:59	MIN	0-0,4/-2 17:32	MIN
Apr 2	Vs WSH	1-0,3/2 16:37	INJ	0-0,1/0 15:31	0-2,2/2 15:50	MIN	1-0(W),2/2 16:39	MIN
Apr 4	@ STL	0-0,2/0 16:41	INJ	0-0,1/0 13:36	0-0,2/-1 14:45	MIN	0-0,2/0 15:47	MIN
Apr 5	@ CHI	1-0,1/1 18:42	INJ	0-0,1/0 12:47	0-1,3/0 17:59	MIN	0-1,3/-1 19:59	MIN
Apr 7	@ NSH	0-1,1/0 17:14	INJ	0-0,1/-1 14:08	0-0,0/0 17:20	MIN	1-0,2/1 15:43	MIN
Apr 9	@ SJS	0-0,1/0 17:02	INJ	0-0,1/0 12:28	0-0,2/0 19:12	MIN	0-0,0/0 14:06	MIN



Date	Opp.	Ekman-Larsson #23	Chipchura #24	Samuelsson #25	Stone #26	Scott #28	Tinordi #28	Gaudet #32
Oct 9	@ LAK	1-0(W),3/0 23:11	0-0,0/0 12:35		0-0,1/0 17:43			
Oct 10	Vs PIT	0-0,6/0 21:58	0-0,1/-1 12:04		0-0,3/0 19:58			
Oct 14	@ ANA	0-0,4/1 26:07	0-0,0/0 12:33		0-0,0/1 22:00			
Oct 15	Vs MIN	0-0,5/0 26:39	0-0,1/-1 11:16		1-0,3/0 16:08			
Oct 17	Vs BOS	0-1,3/0 24:54	1-0,2/1 11:43		0-1,1/0 16:35			
Oct 20	@ NJD	0-1,1/-1 28:41	0-0,0/0 07:26		0-1,1/1 19:37			
Oct 22	@ NYR	0-0,3/-1 24:32	DND		0-0,3/0 22:15			
Oct 24	@ OTT	0-1,2/1 23:09	0-1,0/2 14:08		0-0,3/1 22:21	0-0,0/0 06:20		
Oct 26	@ TOR	0-2,5/1 24:49	1-1(W),1/2 13:10		0-1,3/1 25:02	DNP		0-0,0/-2 14:22
Oct 27	@ BOS	0-0,1/-2 25:00	0-0,3/-3 16:49		0-0,2/-2 25:35	0-0,1/0 08:11		0-0,1/-1 14:10
Oct 30	Vs VAN	0-1,3/1 25:43	0-0,0/-2 14:40		0-0,4/1 23:44	DND		0-1,1/1 10:09
Nov 5	Vs COL	0-0,4/-1 23:25	0-0,1/0 08:09		0-0,2/-1 18:14	DND		0-0,0/0 12:33
Nov 7	Vs NYR	0-1,5/-3 33:46	0-1,1/-1 11:55		0-0,1/-2 20:58	DND		0-0,0/0 11:51
Nov 9	@ ANA	0-1,1/1 26:24	0-0,1/0 08:28		0-0,2/1 21:46	DND		MIN
Nov 10	@ LAK	0-1,2/1 27:14	0-0,1/0 09:04		0-0,0/1 22:12	0-0,0/0 04:51		MIN
Nov 12	Vs EDM	1-0,1/1 26:07	0-1,1/1 11:44		0-1,2/1 21:21	0-1,2/1 07:06		MIN
Nov 14	@ CBJ	1-0,5/1 26:50	0-0,2/0 12:13		0-0,4/-1 22:59	0-0,0/0 07:49		MIN
Nov 16	@ NYI	0-1,1/-1 24:09	0-0,1/0 11:36	0-0,1/-1 18:53	0-0,2/1 20:27	DND		MIN
Nov 19	@ MTL	1-0(W),3/-1 21:36	0-0,0/0 11:13	0-0,2/1 17:27	0-0,0/0 21:57	DND		MIN
Nov 21	@ WPG	0-0,3/-2 27:15	0-0,0/0 05:39	0-0,2/0 11:13	0-1,4/-3 19:46	0-0,0/0 03:42		MIN
Nov 25	Vs ANA	0-0,3/2 25:18	0-1,2/1 09:57	MIN	1-0,2/2 22:57	DND		MIN
Nov 27	Vs CGY	1-0(W),1/2 24:03	0-0,0/0 06:44	MIN	0-0,0/1 23:34	DND		MIN
Nov 28	Vs OTT	0-0,3/2 24:11	0-0,0/0 12:01	MIN	0-2,0/2 23:58	DND		MIN
Dec 1	@ NSH	1-0,4/-2 24:42	1-0,1/0 09:53	MIN	0-0,1/-2 24:36	DND		MIN
Dec 3	@ DET	0-1,2/-2 20:41	0-0,0/-1 12:09	MIN	0-0,3/-2 21:36	DND		MIN
Dec 4	@ BUF	0-0,4/-4 26:09	0-0,0/0 14:13	MIN	0-0,2/-1 24:34	0-0,0/0 06:55		MIN
Dec 6	@ CAR	0-1,1/-2 21:01	0-0,0/0 08:35	MIN	0-0,7/-2 20:15	0-0,1/0 05:06		MIN
Dec 8	@ STL	0-0,2/-2 25:55	0-0,0/-2 15:28	MIN	0-0,2/-2 26:01	DND		MIN
Dec 11	Vs MIN	0-0,4/0 25:08	0-0,0/0 10:10	MIN	0-1,3/-1 22:29	DND		MIN
Dec 12	Vs CAR	0-0,2/1 23:16	1-0,1/0 11:25	MIN	0-0,3/0 26:26	DND		MIN
Dec 17	Vs CBJ	0-1,5/1 26:08	0-0,0/-3 15:30	MIN	0-1,5/-1 24:54	0-0,0/-1 06:20		MIN
Dec 19	Vs NYI	1-0(W),1/1 22:21	0-0,1/0 12:26	MIN	0-0,3/0 24:35	DND		MIN
Dec 22	Vs TOR	0-0,2/0 28:20	0-1,3/1 16:06	MIN	0-0,1/0 24:05	DND		MIN
Dec 26	Vs LAK	2-0,6/-2 24:16	0-0,1/0 10:32	MIN	0-1,0/0 20:45	DND		MIN
Dec 27	@ COL	0-0,2/0 27:06	0-0,0/0 11:24	MIN	1-0,3/2 21:56	0-0,2/0 07:48		MIN
Dec 29	Vs CHI	0-3,0/1 29:29	0-0,1/1 09:38	MIN	0-2,2/-1 20:35	DND		MIN
Dec 31	Vs WPG	1-0(W),1/2 23:03	0-0,0/0 08:26	MIN	0-1,1/-1 22:05	0-0,0/0 05:11		MIN
Jan 2	@ EDM	0-0,5/-1 27:38	0-0,0/0 08:23	MIN	0-0,1/0 22:14	DND		MIN
Jan 4	@ VAN	0-0,3/1 25:33	0-0,0/-1 11:59	MIN	0-0,2/0 23:02	DND		MIN
Jan 7	@ CGY	1-0,6/0 21:50	0-0,2/0 11:35	MIN	0-0,0/0 24:10	DND		MIN
Jan 9	Vs NSH	0-1,0/2 22:05	0-0,1/1 11:38	MIN	0-0,4/0 20:55	DND		MIN
Jan 12	Vs EDM	1-3(W),5/0 32:24	0-0,0/0 09:49	MIN	0-2,1/1 19:46	DND		MIN
Jan 14	Vs DET	1-0,5/0 25:34	0-0,0/0 10:52	MIN	0-0,2/0 21:21	MIN		MIN
Jan 16	Vs NJD	0-0,3/-2 25:57	0-0,2/0 09:52	MIN	0-0,4/0 20:43	TRD		MIN
Jan 18	Vs BUF	0-0,6/0 28:57	0-0,0/0 05:45	MIN	0-0,2/1 20:32			MIN
Jan 21	Vs SJS	0-0,4/1 24:43	0-0,0/-1 06:02	MIN	0-0,3/-2 21:34			MIN
Jan 23	Vs LAK	1-0,4/0 26:40	0-0,1/-1 10:52	MIN	0-1,2/0 20:17	0-0,0/0 15:39		MIN
Jan 25	@ MIN	0-0,2/1 28:02	0-0,0/0 10:54	MIN	0-0,0/-1 23:10	0-0,1/0 14:52		MIN
Jan 26	@ WPG	0-0,2/-1 25:37	0-0,1/0 10:22	MIN	0-0,4/-2 18:05	0-0,1/1 13:15		MIN
Feb 2	Vs LAK	0-0,4/1 24:15	0-0,0/-1 09:27	MIN	0-0,0/-1 23:12	DND		MIN
Feb 4	Vs CHI	1-2,6/-3 23:34	0-0,0/-1 06:33	MIN	0-1,3/0 24:42	DND		MIN
Feb 5	@ ANA	0-1,2/-2 29:22	0-0,0/-1 07:43	MIN	0-0,2/0 21:05	0-0,0/-1 19:01		MIN
Feb 10	Vs VAN	0-0,9/-2 23:21	0-0,1/0 05:40	MIN	0-0,1/0 24:18	DND		0-0,1/-1 08:42
Feb 12	Vs CGY	1-2(W),2/0 24:52	0-0,0/0 05:42	MIN	0-2,1/-1 23:23	DND		0-0,0/1 10:39
Feb 13	@ SJS	0-0,2/-3 22:45	0-0,0/-1 05:49	MIN	0-0,1/0 22:36	DND		0-0,0/-1 06:09
Feb 15	Vs MTL	1-2,2/-1 20:23	0-1,1/1 08:13	MIN	0-1,1/2 24:59	0-0,0/0 12:29		0-1,0/1 09:26
Feb 18	Vs DAL	0-1,6/3 22:21	0-1,1/1 12:37	MIN	1-0,5/0 22:19	DND		1-0,2/1 12:19
Feb 20	Vs STL	0-0,0/0 00:34	0-0,1/0 08:27	MIN	0-2,1/2 26:59	DND		0-0,1/0 12:18
Feb 22	@ WSH	0-1,4/0 25:03	0-0,0/0 07:31	MIN	0-0,1/0 23:46	0-0,0/-1 11:03		DND
Feb 23	@ TBL	0-0,3/0 25:51	0-0,0/0 07:16	MIN	0-1,2/1 23:48	DND		0-0,0/-1 11:15
Feb 25	@ FLA	1-0,4/0 22:10	0-0,0/0 05:37	MIN	0-0,1/0 24:13	DND		0-0,0/0 07:29
Feb 27	@ PHI	1-0,3/-1 26:20	0-0,1/0 05:31	MIN	0-1,1/0 24:07	DND		0-0,0/0 07:02
Feb 29	@ PIT	0-0,3/-2 24:58	0-0,0/0 11:56	MIN	0-0,1/-3 26:15	DND		MIN
Mar 3	Vs ANA	0-0,3/0 24:31	0-0,0/0 10:46	MIN	0-0,8/-1 21:45	0-0,1/-1 17:22		MIN
Mar 5	Vs FLA	0-1,3/3 22:57	0-0,1/0 08:42	MIN	0-0,3/1 21:48	DND		MIN
Mar 7	@ COL	0-0,0/0 18:48	DND	MIN	0-0,4/-1 25:43	DND		MIN
Mar 9	@ VAN	INJ	DND	MIN	0-1,5/-1 24:25	DND		MIN
Mar 11	@ CGY	DNP	DND	MIN	0-0,0/0 23:02	DND		MIN
Mar 12	@ EDM	DNP	DND	MIN	0-2,0/0 24:20	DND		MIN
Mar 17	Vs SJS	DNP	DND	MIN	1-1,2/1 22:28	DND		MIN
Mar 19	Vs TBL	DNP	DND	DND	0-0,3/-2 26:26	DND		MIN
Mar 20	@ SJS	DNP	0-0,1/-1 07:55	0-0,0/0 16:00	0-0,4/0 23:43	DND		MIN
Mar 22	Vs EDM	0-1,2/3 20:50	DND	MIN	0-1,3/0 22:55	DND		MIN
Mar 24	Vs DAL	1-0(W),5/2 25:55	DND	MIN	0-1,3/1 22:35	DND		MIN
Mar 26	Vs PHI	0-0,2/0 25:12	DND	MIN	1-0(W),1/1 18:19	DND		MIN
Mar 28	Vs CGY	0-0,2/-2 25:44	DND	INJ	DNP	DND		MIN
Mar 31	@ DAL	INJ	0-0,2/0 13:44	INJ	DNP	DND		MIN
Apr 2	Vs WSH	1-0,2/2 24:30	0-0,2/0 12:39	INJ	DNP	DND		MIN
Apr 4	@ STL	0-1,3/0 27:42	0-0,1/0 09:28	INJ	DNP	DND		MIN
Apr 5	@ CHI	0-0,2/1 26:16	DND	INJ	DNP	DND		MIN
Apr 7	@ NSH	0-2,1/0 25:54	0-0,1/0 08:24	INJ	DNP	DND		MIN
Apr 9	@ SJS	0-0,4/0 25:59	0-0,1/0 07:40	INJ	DNP	DND		MIN



Date	Opp.	Dahlbeck #34	Sekac #36	Jeffrey #37	Thomas #38	Tanguay #40	Selleck #42	Connauton #44
Oct 9	@ LAK	0-0,0/2 18:43						
Oct 10	Vs PIT	0-0,2/0 16:39						
Oct 14	@ ANA	0-0,0/1 16:25						
Oct 15	Vs MIN	0-0,0/1 15:59						
Oct 17	Vs BOS	0-0,0/0 13:28						
Oct 20	@ NJD	0-0,0/0 12:57						
Oct 22	@ NYR	1-0,1/0 17:06						
Oct 24	@ OTT	0-1,2/2 18:34						
Oct 26	@ TOR	1-0,1/-2 15:02						
Oct 27	@ BOS	0-0,2/-1 16:14						
Oct 30	Vs VAN	0-0,2/-1 18:55						
Nov 5	Vs COL	0-0,0/1 15:04						
Nov 7	Vs NYR	0-0,3/0 19:01						
Nov 9	@ ANA	0-0,1/0 19:04		0-1,0/2 14:12				
Nov 10	@ LAK	0-0,0/1 22:00		DND				
Nov 12	Vs EDM	0-0,2/0 18:04		MIN				
Nov 14	@ CBJ	0-0,2/0 17:57		MIN				
Nov 16	@ NYI	0-0,0/-1 16:15		MIN				
Nov 19	@ MTL	0-0,0/0 20:57		MIN				
Nov 21	@ WPG	0-0,0/0 20:35		MIN				
Nov 25	Vs ANA	0-0,1/1 14:25		0-0,2/1 12:46				
Nov 27	Vs CGY	0-0,2/0 16:56		0-0,1/0 10:02				
Nov 28	Vs OTT	0-0,0/0 14:26		1-0,1/1 09:06				
Dec 1	@ NSH	0-0,1/0 14:18		0-0,0/-1 13:17				
Dec 3	@ DET	0-0,0/-1 18:14		0-0,1/-1 09:58				
Dec 4	@ BUF	0-0,0/0 15:48		DND				
Dec 6	@ CAR	0-0,2/-2 18:14		DND				
Dec 8	@ STL	0-0,2/0 13:21		0-0,0/0 10:30				
Dec 11	Vs MIN	0-0,0/0 16:40		MIN				
Dec 12	Vs CAR	0-0,1/-1 14:23		MIN				
Dec 17	Vs CBJ	0-0,1/-3 09:28		MIN				
Dec 19	Vs NYI	0-0,0/0 13:48		MIN				
Dec 22	Vs TOR	0-0,0/2 17:01		MIN				
Dec 26	Vs LAK	0-0,1/0 16:48		MIN				
Dec 27	@ COL	0-0,0/1 13:46		MIN				
Dec 29	Vs CHI	0-0,0/-1 14:14		MIN				
Dec 31	Vs WPG	0-0,0/-1 13:13		MIN				
Jan 2	@ EDM	0-2,2/2 13:44		MIN				
Jan 4	@ VAN	0-0,1/0 13:12		MIN				
Jan 7	@ CGY	0-0,2/1 15:08		MIN				
Jan 9	Vs NSH	0-0,0/0 15:50		MIN				
Jan 12	Vs EDM	0-0,1/0 13:55		MIN				
Jan 14	Vs DET	0-0,0/0 14:34		MIN				
Jan 16	Vs NJD	DND		MIN				0-0,2/0 14:06
Jan 18	Vs BUF	DND		MIN				0-0,1/0 15:12
Jan 21	Vs SJS	0-0,1/0 12:33		MIN				DND
Jan 23	Vs LAK	DND		MIN				0-0,0/-1 15:33
Jan 25	@ MIN	DND		MIN				0-0,0/-1 18:41
Jan 26	@ WPG	DND		MIN	0-0,3/0 10:35			0-0,1/-3 18:06
Feb 2	Vs LAK	DND		MIN	MIN			0-0,1/0 13:22
Feb 4	Vs CHI	0-0,0/0 16:42		MIN	MIN			0-0,1/0 18:37
Feb 5	@ ANA	DND		MIN	MIN			0-0,2/0 11:33
Feb 10	Vs VAN	0-0,0/0 11:40		MIN	MIN			0-0,0/0 11:45
Feb 12	Vs CGY	0-0,0/1 11:56		MIN	MIN			0-1,1/-1 12:19
Feb 13	@ SJS	0-0,1/1 13:44		MIN	MIN			0-0,0/0 10:49
Feb 15	Vs MTL	0-0,3/0 14:38		MIN	MIN			1-0,1/3 12:30
Feb 18	Vs DAL	0-1,0/1 18:37		MIN	MIN			0-0,0/-1 18:25
Feb 20	Vs STL	0-0,2/-3 23:49		MIN	MIN			1-2,6/2 31:11
Feb 22	@ WSH	DND		MIN	MIN			1-0,4/1 11:35
Feb 23	@ TBL	0-0,4/-1 13:31		MIN	MIN			0-0,5/1 19:33
Feb 25	@ FLA	0-0,2/-1 12:39		MIN	MIN			0-0,1/0 16:13
Feb 27	@ PHI	DND		MIN	MIN			0-0,0/0 14:08
Feb 29	@ PIT	0-0,0/-2 14:18	0-0,0/-2 12:23	TRD	MIN			0-0,6/-1 17:33
Mar 3	Vs ANA	DND	0-0,0/0 08:55		MIN			0-0,2/-2 15:42
Mar 5	Vs FLA	DND	0-0,1/0 09:49		MIN	2-1(W),3/3 15:18		0-0,1/0 15:00
Mar 7	@ COL	0-0,3/0 13:53	0-0,0/-1 10:56		MIN	0-0,0/0 18:11		0-1,1/0 19:14
Mar 9	@ VAN	0-0,2/-1 15:41	DND		MIN	0-2,0/1 15:06		1-0,4/0 21:44
Mar 11	@ CGY	0-0,0/1 16:47	DND		MIN	0-0,0/-1 14:06		0-0,0/0 19:47
Mar 12	@ EDM	0-0,1/0 13:21	DND		MIN	1-0,2/2 13:28		0-0,3/2 18:56
Mar 17	Vs SJS	0-1,1/1 17:24	DND		MIN	0-1,1/1 12:47		0-1,2/0 20:57
Mar 19	Vs TBL	0-0,1/0 14:49	DND		MIN	0-0,3/-1 17:47		0-0,4/0 19:16
Mar 20	@ SJS	0-0,1/-1 14:32	DND		MIN	0-0,4/0 16:11		0-0,3/0 23:43
Mar 22	Vs EDM	0-0,1/0 18:04	0-1,1/1 14:02		MIN	1-0,2/1 11:56		0-0,0/0 20:18
Mar 24	Vs DAL	0-1,1/0 15:36	0-0,0/0 11:20		MIN	0-0,0/0 15:29		0-0,2/0 16:27
Mar 26	Vs PHI	0-0,0/0 15:49	0-1,4/0 11:43		MIN	0-1,0/0 13:28		0-0,1/1 14:48
Mar 28	Vs CGY	0-0,0/-1 14:34	0-0,2/-2 12:44		MIN	0-1,1/-2 18:20		0-0,1/0 19:18
Mar 31	@ DAL	0-0,0/0 16:10	DND		MIN	0-0,1/-1 15:00	0-0,1/0 09:33	0-0,3/-2 22:59
Apr 2	Vs WSH	0-0,0/0 14:09	DND		MIN	0-1,1/1 15:15	INJ	0-0,1/1 21:41
Apr 4	@ STL	0-0,1/0 14:54	0-0,0/0 12:06		MIN	0-2,0/0 14:09	INJ	0-0,1/-1 18:09
Apr 5	@ CHI	0-0,2/-1 13:53	0-1,4/0 12:49		MIN	0-0,1/0 15:47	INJ	0-0,0/-1 22:01
Apr 7	@ NSH	0-0,0/0 16:42	0-0,0/0 09:44		MIN	0-0,1/1 14:17	INJ	0-0,2/0 18:44
Apr 9	@ SJS	0-0,2/0 16:12	DND		MIN	0-0,2/0 16:15	INJ	0-0,2/0 17:15



Date	Opp.	Elliott #45	Grant #47	Martinoook #48	Vermette #50	Plotnikov #61	Dauphin #76	Boedker #89
Oct 9	@ LAK	DND		0-0,1/0 16:02	0-0,2/1 17:10		MIN	0-0,2/-1 16:06
Oct 10	Vs PIT	0-0,2/0 12:58		1-0(W),5/1 11:02	0-0,1/0 19:37		MIN	0-0,3/0 20:38
Oct 14	@ ANA	DND		0-0,1/0 12:59	0-0,3/1 17:41		MIN	0-1,1/1 16:27
Oct 15	Vs MIN	DND		0-0,0/0 13:24	0-0,0/-1 06:23		MIN	0-0,0/0 24:28
Oct 17	Vs BOS	DND		INJ	0-0,0/0 16:09		MIN	0-0,1/0 20:24
Oct 20	@ NJD	DND		0-0,1/-1 12:21	0-0,2/0 18:14		MIN	1-0,4/-1 20:19
Oct 22	@ NYR	0-0,4/-1 11:39		0-0,5/-1 10:27	0-0,1/0 09:46		MIN	0-0,0/-3 17:47
Oct 24	@ OTT	DND		0-1,2/0 17:24	INJ		MIN	3-0,5/2 16:52
Oct 26	@ TOR	DND		0-0,0/-2 19:24	INJ		MIN	0-2,2/1 15:32
Oct 27	@ BOS	0-0,3/-1 16:03		0-0,2/-1 16:22	INJ		MIN	0-0,1/-1 14:22
Oct 30	Vs VAN	DND		0-0,0/0 13:06	0-2,1/1 18:57		MIN	0-1,2/-1 18:45
Nov 5	Vs COL	INJ		1-0,1/1 20:15	INJ		MIN	0-2,4/0 21:51
Nov 7	Vs NYR	INJ		0-0,0/-2 14:35	INJ		MIN	0-0,4/-1 19:34
Nov 9	@ ANA	0-0,2/0 14:03		0-0,1/0 15:12	INJ		MIN	1-1(W),3/2 18:21
Nov 10	@ LAK	0-0,3/0 10:46		0-1,1/1 16:05	0-0,1/0 16:37		MIN	0-0,6/0 24:30
Nov 12	Vs EDM	1-0,2/1 14:55		0-0,0/0 16:13	0-0,1/0 17:36		MIN	0-0,3/1 17:08
Nov 14	@ CBJ	0-0,2/-2 14:53		0-1,3/-1 15:50	0-0,1/-1 17:15		MIN	0-0,0/-3 20:51
Nov 16	@ NYI	DND		0-0,1/-1 13:30	0-0,2/-1 17:37		MIN	1-0,4/-2 17:56
Nov 19	@ MTL	DND		0-0,0/0 16:31	0-0,0/1 15:37		MIN	0-0,1/0 14:44
Nov 21	@ WPG	DND		0-0,1/-1 14:54	0-1,0/-3 16:24		MIN	0-1,3/-1 17:48
Nov 25	Vs ANA	DND		0-0,1/1 14:49	2-0,2/1 17:06		MIN	0-1,3/0 18:50
Nov 27	Vs CGY	DND		0-0,1/0 13:37	0-0,1/0 18:35		MIN	0-0,2/1 19:57
Nov 28	Vs OTT	0-0,0/0 12:22		0-0,1/0 12:52	0-2,0/2 16:31		MIN	3-0(W),8/2 18:34
Dec 1	@ NSH	DND		0-0,0/0 10:43	0-0,1/-1 16:27		MIN	0-1,0/-2 17:41
Dec 3	@ DET	DND		1-0,1/-1 15:29	0-0,0/0 15:40		MIN	0-0,1/-1 16:41
Dec 4	@ BUF	0-1,1/0 16:39		0-0,2/0 15:02	0-0,0/-2 16:50		MIN	0-0,1/0 20:22
Dec 6	@ CAR	1-1,2/3 19:22		0-1,1/1 18:55	1-0,1/1 17:48		MIN	0-1,1/-1 18:53
Dec 8	@ STL	0-0,2/-1 18:24		0-1,2/1 14:16	0-0,3/-3 18:19		MIN	0-0,3/-2 19:01
Dec 11	Vs MIN	DND		0-0,1/0 17:22	0-1,4/0 19:13		MIN	2-0(W),4/0 20:55
Dec 12	Vs CAR	0-0,3/0 15:24		0-0,1/0 15:13	0-0,1/-1 16:45		MIN	0-0,2/-1 15:42
Dec 17	Vs CBJ	0-0,2/-4 15:01		1-1,5/-1 18:16	1-1,2/1 17:29		MIN	0-1,2/2 19:51
Dec 19	Vs NYI	0-0,3/0 13:10		0-0,1/0 17:10	0-0,1/0 15:10		MIN	0-0,3/0 16:48
Dec 22	Vs TOR	0-1,2/2 15:31		0-0,0/0 14:24	0-0,2/0 16:17		MIN	0-0,1/0 17:18
Dec 26	Vs LAK	0-0,0/0 08:06		0-0,0/0 15:41	1-1,4/-1 19:07		MIN	0-3,2/-2 18:51
Dec 27	@ COL	0-0,0/0 15:12		0-0,3/0 16:10	0-1,1/1 20:56		MIN	1-1(W),2/2 20:33
Dec 29	Vs CHI	DND		0-0,1/0 14:22	0-0,3/-2 21:15	0-0,0/0 09:20		0-1,6/-3 21:40
Dec 31	Vs WPG	DND		0-1,2/1 15:45	0-1,3/-1 23:00	DND		0-1,0/-1 21:59
Jan 2	@ EDM	DND		0-2,0/2 17:23	0-0,0/-2 19:47	0-0,2/1 08:31		0-0,7/-2 21:45
Jan 4	@ VAN	0-0,2/0 12:50		0-0,0/1 18:55	0-1,1/0 17:47	1-0,3/1 10:09		0-0,2/0 16:42
Jan 7	@ CGY	0-1,0/1 13:11		0-0,0/0 14:42	0-0,4/0 14:40	MIN		0-1,3/0 20:16
Jan 9	Vs NSH	DND		0-0,0/0 15:57	1-1(W),2/1 14:49	MIN		0-0,3/1 16:18
Jan 12	Vs EDM	DND		0-0,1/0 16:27	0-0,4/0 16:35	MIN		0-1,2/0 19:54
Jan 14	Vs DET	DND		0-1,1/1 14:54	0-0,1/0 19:15	MIN		0-1,6/0 20:36
Jan 16	Vs NJD	TRD		0-0,1/0 13:51	0-0,3/-2 19:09	MIN		0-0,4/-2 23:12
Jan 18	Vs BUF			0-0,1/0 16:50	1-0,4/1 19:04	MIN		0-0,3/0 22:54
Jan 21	Vs SJS			0-0,2/1 18:18	0-0,1/-1 15:40	MIN		0-0,0/-1 19:03
Jan 23	Vs LAK			1-0(W),1/0 14:46	0-0,2/1 16:27	MIN		0-1,3/0 16:59
Jan 25	@ MIN			0-0,1/0 16:18	1-0,1/0 18:58	MIN		0-0,1/1 20:49
Jan 26	@ WPG			0-1,2/-1 16:15	0-0,1/-2 15:09	MIN		0-0,1/-2 15:44
Feb 2	Vs LAK			1-0,2/1 12:51	0-0,2/-2 18:15	MIN		0-0,1/-2 15:59
Feb 4	Vs CHI			1-1,1/2 19:07	0-0,1/0 19:32	MIN		1-0,3/-2 18:04
Feb 5	@ ANA			0-0,1/0 15:00	0-1,2/-2 17:23	MIN		0-0,2/-1 15:46
Feb 10	Vs VAN			0-0,1/-2 15:28	0-0,1/0 15:53	MIN		0-0,0/-1 18:02
Feb 12	Vs CGY			0-0,2/0 12:58	0-0,0/0 19:57	MIN		0-1,4/0 18:19
Feb 13	@ SJS			0-0,1/-1 14:32	0-0,2/-1 17:51	MIN		0-0,0/-2 20:07
Feb 15	Vs MTL			0-0,2/1 13:13	1-0,3/1 14:09	MIN		0-1,1/0 16:13
Feb 18	Vs DAL			0-0,1/-1 13:31	1-0,4/1 17:58	MIN		0-1,2/1 15:41
Feb 20	Vs STL			0-0,0/-1 11:59	0-0,0/-2 19:00	MIN		0-0,2/-2 19:45
Feb 22	@ WSH			0-1,2/0 15:13	0-0,2/0 18:49	MIN		0-0,0/0 16:51
Feb 23	@ TBL			1-0,4/1 12:13	0-0,1/-1 16:40	MIN		0-0,0/0 15:42
Feb 25	@ FLA			0-1,4/1 17:24	0-1,2/-1 15:53	MIN		0-0,0/-1 16:33
Feb 27	@ PHI			0-0,2/-1 16:50	0-0,3/0 18:25	MIN		0-1,4/0 17:11
Feb 29	@ PIT			0-0,1/-2 15:06	0-0,2/-2 16:53	0-0,1/0 12:10		TRD
Mar 3	Vs ANA			0-0,0/0 12:33	0-0,3/0 18:08	0-0,1/0 07:33		
Mar 5	Vs FLA			1-0,2/0 16:37	1-3,2/3 14:23	0-0,0/0 09:02		
Mar 7	@ COL			0-0,1/0 12:14	0-0,3/0 17:27	0-1,1/0 09:02		
Mar 9	@ VAN			0-0,0/0 12:51	0-0,1/0 15:29	0-0,2/0 09:48		
Mar 11	@ CGY			0-1,2/1 14:48	1-1(W),2/0 12:57	0-0,2/0 13:05		
Mar 12	@ EDM			0-0,2/0 14:42	2-1,3/2 13:46	0-0,0/0 10:59		
Mar 17	Vs SJS			0-0,0/0 15:15	1-0,2/1 14:08	0-0,0/0 11:31		
Mar 19	Vs TBL			0-0,2/0 12:36	0-0,0/0 16:40	0-0,0/0 06:11		
Mar 20	@ SJS			0-0,0/-1 12:58	0-0,2/0 15:27	DND		
Mar 22	Vs EDM			0-0,1/0 14:28	0-0,0/1 12:58	0-0,0/0 12:20		
Mar 24	Vs DAL			0-0,4/0 12:03	0-0,0/0 14:57	0-0,1/0 09:55		
Mar 26	Vs PHI			0-0,1/0 13:44	0-1,1/0 11:59	0-0,1/0 10:59		
Mar 28	Vs CGY			0-0,3/0 14:30	0-0,3/-2 15:32	0-0,0/0 12:11		
Mar 31	@ DAL		0-0,2/0 14:08	0-0,1/-2 19:54	0-0,2/-1 16:29	DND		
Apr 2	Vs WSH		0-0,0/0 12:15	0-0,2/0 15:05	0-1,1/1 13:15	DND	0-0,0/0 13:51	
Apr 4	@ STL		0-0,1/-2 10:51	0-0,1/-2 16:18	1-0,1/1 14:17	DND	0-0,1/0 13:22	
Apr 5	@ CHI		0-0,3/-1 18:45	0-0,3/-1 18:45	0-0,2/-1 08:16	DND	0-0,0/-1 08:05	
Apr 7	@ NSH		0-0,1/1 13:25	0-0,2/-1 15:28	1-0,1/1 15:08	DND	0-0,1/-1 14:11	
Apr 9	@ SJS		DND	0-0,0/0 19:55	0-0,1/0 17:58	DND	0-0,0/0 13:02	





Date	Opp.	Lindback #29	Langhamer #30	Domingue #35	Smith #41	Treutle #60
Oct 9	@ LAK	DNP	MIN	MIN	1/41 W 60:00	MIN
Oct 10	Vs PIT	DNP	MIN	MIN	1/28 W 60:00	MIN
Oct 14	@ ANA	DNP	MIN	MIN	0/37 W 60:00	MIN
Oct 15	Vs MIN	1/7 L 31:23	MIN	MIN	3/17 27:07	MIN
Oct 17	Vs BOS	DNP	MIN	MIN	5/43 L 59:11	MIN
Oct 20	@ NJD	DNP	MIN	MIN	3/25 O 59:58	MIN
Oct 22	@ NYR	DNP	MIN	MIN	3/27 L 59:08	MIN
Oct 24	@ OTT	1/36 W 60:00	MIN	MIN	DNP	MIN
Oct 26	@ TOR	DNP	MIN	MIN	3/27 W 60:00	MIN
Oct 27	@ BOS	DNP	MIN	MIN	6/27 L 60:00	MIN
Oct 30	Vs VAN	2/19 L 53:52	MIN	MIN	2/3 04:26	MIN
Nov 5	Vs COL	DNP	MIN	MIN	2/28 W 60:00	MIN
Nov 7	Vs NYR	1/13 34:19	MIN	MIN	3/17 L 25:36	MIN
Nov 9	@ ANA	3/36 W 61:03	MIN	MIN	DNP	MIN
Nov 10	@ LAK	DNP	MIN	MIN	2/35 W 60:00	MIN
Nov 12	Vs EDM	DNP	MIN	MIN	1/28 W 59:54	MIN
Nov 14	@ CBJ	DNP	MIN	MIN	5/21 L 60:00	MIN
Nov 16	@ NYI	4/31 L 58:31	MIN	MIN	DNP	MIN
Nov 19	@ MTL	DNP	MIN	MIN	2/33 W 60:00	MIN
Nov 21	@ WPG	3/23 L 58:30	DND	MIN	INJ	MIN
Nov 25	Vs ANA	DNP	MIN	MIN	2/31 W 60:00	MIN
Nov 27	Vs CGY	DNP	MIN	MIN	1/26 W 64:20	MIN
Nov 28	Vs OTT	3/38 W 60:00	MIN	MIN	DNP	MIN
Dec 1	@ NSH	DNP	MIN	MIN	4/40 L 59:05	MIN
Dec 3	@ DET	2/28 40:00	MIN	MIN	3/16 L 20:00	MIN
Dec 4	@ BUF	DNP	MIN	MIN	4/27 L 59:24	MIN
Dec 6	@ CAR	5/18 L 59:57	MIN	MIN	DNP	MIN
Dec 8	@ STL	DNP	MIN	MIN	3/21 L 58:56	MIN
Dec 11	Vs MIN	1/28 W 60:13	MIN	DNP	INJ	MIN
Dec 12	Vs CAR	5/33 O 59:37	MIN	DNP	INJ	MIN
Dec 17	Vs CBJ	4/10 30:23	MIN	2/10 L 28:20	INJ	MIN
Dec 19	Vs NYI	DNP	MIN	0/25 W 60:00	INJ	MIN
Dec 22	Vs TOR	DNP	MIN	2/39 W 60:00	INJ	MIN
Dec 26	Vs LAK	DNP	MIN	4/33 O 60:34	INJ	MIN
Dec 27	@ COL	1/39 W 64:17	MIN	DNP	INJ	MIN
Dec 29	Vs CHI	3/5 20:00	MIN	3/22 L 39:12	INJ	MIN
Dec 31	Vs WPG	DNP	MIN	2/37 W 59:49	INJ	MIN
Jan 2	@ EDM	DNP	MIN	3/41 O 65:00	INJ	MIN
Jan 4	@ VAN	DNP	MIN	2/37 W 60:00	INJ	MIN
Jan 7	@ CGY	DNP	MIN	1/26 W 60:00	INJ	MIN
Jan 9	Vs NSH	DNP	MIN	0/26 W 59:56	INJ	MIN
Jan 12	Vs EDM	DNP	MIN	3/28 W 64:49	INJ	MIN
Jan 14	Vs DET	DNP	MIN	3/25 O 62:08	INJ	MIN
Jan 16	Vs NJD	2/16 L 57:11	MIN	DNP	INJ	MIN
Jan 18	Vs BUF	DNP	MIN	2/28 L 58:22	INJ	MIN
Jan 21	Vs SJS	DNP	MIN	2/22 L 58:51	INJ	MIN
Jan 23	Vs LAK	DNP	MIN	2/28 W 60:00	INJ	MIN
Jan 25	@ MIN	DNP	MIN	1/35 W 64:34	INJ	MIN
Jan 26	@ WPG	0/12 20:00	MIN	5/25 L 39:57	INJ	MIN
Feb 2	Vs LAK	1/10 16:52	MIN	5/25 L 43:05	INJ	MIN
Feb 4	Vs CHI	DNP	MIN	5/40 O 64:29	INJ	MIN
Feb 5	@ ANA	5/41 L 60:00	MIN	DNP	INJ	MIN
Feb 10	Vs VAN	DNP	MIN	2/26 L 58:46	INJ	MIN
Feb 12	Vs CGY	DNP	MIN	1/27 W 59:47	INJ	MIN
Feb 13	@ SJS	DNP	MIN	3/27 L 59:50	INJ	MIN
Feb 15	Vs MTL	INJ	MIN	2/19 W 60:00	INJ	MIN
Feb 18	Vs DAL	INJ	MIN	3/39 W 59:52	INJ	DNP
Feb 20	Vs STL	INJ	MIN	5/35 L 48:59	INJ	0/4 09:54
Feb 22	@ WSH	INJ	MIN	3/34 L 58:37	INJ	DNP
Feb 23	@ TBL	INJ	MIN	2/36 L 58:28	INJ	DNP
Feb 25	@ FLA	INJ	MIN	3/25 L 58:20	INJ	DNP
Feb 27	@ PHI	INJ	MIN	4/33 L 57:56	INJ	DNP
Feb 29	@ PIT	INJ	MIN	6/33 L 59:28	INJ	DNP
Mar 3	Vs ANA	INJ	MIN	0/5 19:59	INJ	5/16 L 39:48
Mar 5	Vs FLA	INJ	DNP	1/33 W 60:00	INJ	MIN
Mar 7	@ COL	INJ	DNP	3/37 L 57:36	INJ	MIN
Mar 9	@ VAN	INJ	DNP	3/31 O 61:42	INJ	MIN
Mar 11	@ CGY	INJ	DNP	1/25 W 60:00	INJ	MIN
Mar 12	@ EDM	INJ	MIN	DNP	0/44 W 59:39	MIN
Mar 17	Vs SJS	INJ	MIN	DNP	1/28 W 60:00	MIN
Mar 19	Vs TBL	INJ	MIN	1/35 L 59:09	DNP	MIN
Mar 20	@ SJS	INJ	MIN	DNP	2/35 L 59:37	MIN
Mar 22	Vs EDM	INJ	MIN	DNP	2/29 W 60:00	MIN
Mar 24	Vs DAL	INJ	MIN	1/38 W 59:55	DNP	MIN
Mar 26	Vs PHI	INJ	MIN	DNP	1/35 W 59:39	MIN
Mar 28	Vs CGY	INJ	MIN	4/20 L 58:39	DNP	MIN
Mar 31	@ DAL	INJ	MIN	DNP	3/32 L 59:35	MIN
Apr 2	Vs WSH	INJ	MIN	DNP	0/31 W 60:00	MIN
Apr 4	@ STL	INJ	MIN	DNP	5/26 L 60:00	MIN
Apr 5	@ CHI	INJ	MIN	6/32 L 59:55	DNP	MIN
Apr 7	@ NSH	INJ	DNP	DND	3/31 O 60:20	MIN
Apr 9	@ SJS	INJ	DND	DND	1/32 L 57:35	MIN



	2001-02	2002-03	2003-04	2005-06	2006-07	2007-08	2008-09	2009-10	2010-11	2011-12	2012-13	2013-14	2014-15	2015-16
Scoring first:	30-6-5-4	21-4-5-3	16-8-9-3	23-9-5	18-8-3	27-4-4	21-14-1	36-3-3	31-5-6	33-4-6	14-1-4	29-12-5	14-16-3	23-13-6
Opponent scoring first:	10-21-4-2	10-31-6-2	6-28-9-3	15-30-0	13-38-2	11-33-3	15-25-6	14-22-4	12-21-7	9-23-7	7-17-5	8-18-10	10-34-5	12-26-2
Leading after 1 period:	21-4-3-2	16-2-2-1	9-4-5-2	17-5-2	15-4-2	14-5-1	16-5-0	23-1-0	18-2-5	22-2-2	13-1-2	23-6-3	12-9-2	14-9-3
Trailing after 1 period:	4-15-2-2	6-24-3-1	2-25-6-3	6-24-1	7-32-2	7-23-2	4-17-2	6-16-4	9-13-2	3-18-2	2-11-5	6-15-6	7-23-1	4-24-2
Tied after 1 period:	15-8-4-2	9-9-6-3	11-7-7-1	15-10-2	9-10-1	17-9-4	16-17-5	21-8-3	16-11-6	17-7-9	6-6-2	8-9-6	5-18-5	17-6-3
Leading after 2 periods:	28-2-2-2	19-1-3-0	14-1-3-1	24-3-3	19-1-4	27-4-2	27-1-1	33-1-2	32-2-2	33-1-0	15-0-1	23-6-4	14-1-2	21-2-3
Trailing after 2 periods:	4-24-1-1	2-28-5-2	4-30-7-0	7-31-2	5-38-1	2-29-3	3-33-4	7-20-2	7-20-4	4-22-5	2-14-4	7-19-6	2-35-2	2-32-2
Tied after 2 periods:	8-1-6-3	10-6-3-3	4-5-8-5	7-5-0	7-7-0	9-4-2	6-5-2	10-4-1	4-4-7	5-4-8	4-4-4	7-5-5	8-14-4	12-5-3
1-goal games:	13-5-0-6	14-11-0-5	13-12-0-6	19-11-5	16-13-5	18-11-7	17-18	29-6-7	21-8-13	17-11-3	8-6-9	20-7-15	14-12-8	17-10-8
2-goal games:	12-7	8-9	4-7	4-10	6-7	8-12	9-8	8-8	10-6	11-3	7-5	9-14	3-12	6-9
3-goal games:	15-15	9-15	5-17	9-10	6-13	7-9	9-10	8-7	12-12	14-13	6-7	8-9	7-26	12-20
4-goal games:	3-3	3-6	1-3	6-4	2-9	4-2	1-6	4-3	3-3	3-2	4-4	1-2	1-7	5-4
Scoring 4 or more goals:	25-1-0-1	17-0-1-1	6-3-2-2	23-6-2^	14-2-2^	23-1-1^	19-2-2^	19-0-1^	22-0-1^	22-0-1^	12-2-1	16-1-2	12-0-0	19-4-2
Scoring 3 or less goals:	15-26-9-5	14-35-10-4	16-33-16-4	15-33-3^	17-44-3^	15-36-6^	17-37-5^	31-25-6^	21-24-12^	21-28-11	9-16-8	21-29-13	12-50-8	16-34-7
Allowing 4 or more goals:	2-19-0-1	1-23-1-3	2-26-2-3	4-26-2^	6-36-3^	2-20-1^	3-25-3^	4-16-2^	2-14-7^	3-18-1^	3-11-3	2-17-6	3-29-1	0-27-4
Allowing 3 or less goals:	38-8-9-5	30-12-10-2	20-10-16-3	34-13-3^	25-10-2^	36-17-6^	33-14-4^	46-9-5^	41-11-6^	38-11-11	18-7-6	27-22-8	21-21-7	35-12-4
Outshooting opponent:	17-13-2-2	14-14-3-4	6-9-6-2	18-17-3	16-15-1	21-16-2	13-8-1	22-14-4	12-8-5	14-14-3	11-6-6	11-17-10	10-14-2	11-18-2
Outshot by opponent:	20-14-7-3	16-20-8-1	16-25-12-2	19-20-2	14-30-4	16-21-3	20-28-6	26-7-3	30-15-7	25-11-9	9-11-3	23-11-4	14-35-5	23-21-6
Even shots:	3-0-0-1	1-1-0-0	0-2-0-2	1-2-0	1-1-0	1-0-2	3-3-0	2-4-0	1-3-1	3-2-1	1-1-0	3-2-1	0-1-1	1-0-0
vs Northeast Division:	2-4-2-0	2-4-0-0	1-3-1-0	3-2-0	0-0-0	2-3-0	2-4-0	3-3-0	2-2-2	3-0-2	0-0-0			
vs Atlantic Division:	6-1-0-0	4-2-0-1	1-3-0-2	0-0-0	3-2-0	3-2-0	2-3-1	4-1-1	2-2-2	2-4-1	0-0-0			
vs Southeast Division:	4-1-1-1	4-4-1-0	3-2-1-1	3-2-0	3-2-0	0-0-0	4-2-0	4-2-0	2-2-2	3-3-0	0-0-0			
vs EASTERN CONF:	12-6-3-1	10-10-1-1	5-8-2-3	6-4-0	6-4-0	5-5-0	8-9-1	11-6-1	6-6-6	8-7-3	0-0-0			
vs Central Division:	11-7-2-0	8-8-3-1	6-5-9-0	10-8-2	10-10-0	8-10-2	6-11-3	13-5-2	12-5-3	8-9-3	6-7-2			
vs Pacific Division:	7-8-3-2	6-7-4-3	8-10-4-2	15-15-2	9-18-5	19-11-2	13-9-2	13-7-4	11-12-1	13-6-5	9-7-2			
vs Northwest Division:	10-6-1-3	7-10-3-0	3-13-3-1	7-12-1	6-14-0	6-11-3	9-10-1	13-7-0	14-3-3	13-5-2	6-4-5			
vs WESTERN CONF:	28-21-6-5	21-25-10-4	17-28-16-3	32-35-5	25-42-5	33-32-7	28-30-6	39-19-6	37-20-7	34-20-10	21-18-9			
Overtime, Home:	3-3-0-3	3-2-0-6	4-4-0-7	5-1-0-3	4-2-0-1	5-0-4	4-0-3	8-0-2						
Overtime, Road:	1-3-0-6	1-3-0-5	1-2-1-1	5-1-0-0	3-1-0-1	4-1-0-2	0-4-0	11-1-0-4						
Overtime, Overall:	4-6-0-9	4-5-1-1	5-6-1-8	10-2-0-3	7-3-0-2	9-1-0-6	4-4-0-3	19-1-6						

## 2013-14

vs Atlantic Division:	8-5-3
vs Metropolitan Division:	9-5-2
vs EASTERN CONF:	17-10-5
vs Central Division:	6-11-4
vs Pacific Division:	14-9-6
vs WESTERN CONF:	20-20-10

## 2014-15

vs Atlantic Division:	6-10-0
vs Metropolitan Division:	4-9-3
vs EASTERN CONF:	10-19-3
vs Central Division:	2-14-5
vs Pacific Division:	12-17-0
vs WESTERN CONF:	14-31-5

## 2015-16

vs Atlantic Division:	7-8-1
vs Metropolitan Division:	4-10-2
vs EASTERN CONF:	11-18-3
vs Central Division:	8-11-2
vs Pacific Division:	16-10-3
vs WESTERN CONF:	24-21-5

^ Does not include goals credited for shootout wins since 2005-06

\* Under new division alignment

**A COYOTES PLAYER SCORES A GOAL, TALLIES AN ASSIST, A POINT OR RECORDS A MULTI-POINT GAME...**

Player	Goal	Assist	Point	Multi-Point	Player	Goal	Assist	Point	Multi-Point
Boedker	5-1-2	12-7-2	17-8-4	7-0-1	Hanzal	8-4-0	14-6-2	18-10-2	8-0-0
Chipchura	1-2-1	7-1-0	7-3-1	1-0-0	Jeffrey	1-0-0	1-0-0	2-0-0	-
Connauton	1-2-1	2-2-0	3-3-1	0-1-0	Lindback	-	1-0-0	1-0-0	-
Cunningham	-	0-1-0	0-1-0	-	Martinook	4-4-1	4-7-3	8-9-3	0-1-2
Dahlbeck	1-1-0	4-0-1	5-1-1	-	Michalek	1-1-0	3-1-1	4-2-1	-
Dauphin	1-0-0	-	1-0-0	-	Murphy	1-4-1	5-5-0	6-9-1	1-0-0
Doan	12-7-3	7-10-0	16-14-3	6-4-0	Plotnikov	-	0-1-0	0-1-0	-
Domi	8-4-0	15-11-5	19-14-5	8-2-1	Richardson	5-4-1	10-4-4	15-8-4	3-0-1
Domingue	-	1-0-0	1-0-0	-	Rieder	6-5-1	13-5-1	17-10-2	3-2-0
Downie	0-2-1	2-1-0	2-3-1	-	Sekac	-	1-1-0	1-1-0	-
Duclair	6-7-3	11-6-2	16-12-4	5-2-1	Scott	-	1-0-0	1-0-0	-
Ekman-Larsson	13-4-3	12-11-3	20-15-5	4-1-3	Smith	-	1-0-0	1-0-0	-
Elliott	1-1-0	2-2-0	3-2-0	0-1-0	Stone	5-1-0	13-6-4	17-7-4	5-2-0
Gaudet	1-0-0	1-1-0	2-1-0	-	Tanguay	3-0-0	4-2-1	6-2-1	1-0-1
Gordon	1-1-0	1-1-0	2-2-0	-	Tikhonov	2-1-0	0-1-2	2-2-2	-
Grossmann	1-1-0	1-2-1	2-3-1	1-0-0	Vermette	9-4-2	11-5-1	16-8-2	6-2-1

**RECORD WHEN THE COYOTES SCORE 0, 1, 2, 3, 4, or 5 POWER PLAY GOALS**

0 PPG	1 PPG	2 PPG	3 PPG	4 PPG	5 PPG
13-26-3	17-10-3	3-3-1	2-0-1	-	-

**RECORD WHEN THE COYOTES ALLOW 0, 1, 2, 3, 4, or 5 POWER PLAY GOALS**

0 PPG	1 PPG	2 PPG	3 PPG	4 PPG	5 PPG
22-9-3	10-22-2	3-3-3	0-5-0	-	-

**RECORD WHEN THE COYOTES PLAY ON THIS DAY OF THE WEEK**

Sun	Mon	Tue	Wed	Thu	Fri	Sat
1-2-0	5-7-0	4-8-1	2-1-1	8-8-3	5-3-0	10-10-3

**RECORD WHEN THE COYOTES PLAY IN THIS MONTH**

Oct	Nov	Dec	Jan	Feb	Mar	Apr
5-5-1	8-4-0	5-7-2	6-4-2	3-10-1	7-6-1	1-3-1

**2015-16 MISCELLANEOUS STATS****Power-Play Scoring**

	G	A	Pts
Oliver Ekman-Larsson	12	15	27
Mikkel Boedker	3	15	18
Shane Doan	12	5	17
Antoine Vermette	6	10	16
Max Domi	3	12	15
Michael Stone	0	14	14
Martin Hanzal	3	10	13
Anthony Duclair	8	4	12
Tobias Rieder	2	6	8
Alex Tanguay	1	3	4
Connor Murphy	1	2	3
Viktor Tikhonov	0	2	2
Kevin Connauton	0	1	1
Kyle Chipchura	0	1	1
Jordan Martinook	0	1	1

**Shorthanded Scoring**

	G	A	Pts
Jordan Martinook	1	1	2
Antoine Vermette	1	0	1
Boyd Gordon	1	0	1
Martin Hanzal	1	0	1
Tobias Rieder	0	1	1
Klas Dahlbeck	0	1	1
Max Domi	0	1	1

**Goals by Period**

	1	2	3	OT	T	Avg
Arizona Coyotes	53	72	78	5	208	2.5
Opponents	68	82	87	7	244	3.0

**Shots by Period**

	1	2	3	OT	T	Avg
Arizona Coyotes	685	795	762	23	2265	27.6
Opponent	800	901	816	22	2539	31.0

**Power-Play**

	G	Att	Pct
Overall:	53	300	17.7% (20th - NHL)
Home:	35	160	21.9% (6th - NHL)
Road:	18	140	12.9% (28th - NHL)

**Penalty Killing**

	PPGA	Att	Pct
Overall:	69	304	77.3% (28th - NHL)
Home:	38	151	74.8% (30th - NHL)
Road:	31	153	79.7% (20th NHL)

**Penalties**

	GP	Min	Avg.
	82	1009	12.3 (29th - NHL)

**Situational Goals**

	For	Against
5 on 5	133	140
5 on 4	44	11
5 on 3	4	1
4 on 4	5	5
4 on 3	3	0
3 on 3	3	7
3 on 4	0	0
3 on 5	0	1
4 on 5	3	63
Empty Net	9	14
Penalty Shots	0	1
Total	208	244



## TEAM RECORD

## 2015-16 SEASON RECORD

## ALL TIME FRANCHISE RECORD

Winning streak	4	Jan. 4 - 12, 2016	9	Mar. 8-27, 1985
Winning streak, home	5	Nov. 12- Dec. 11, 2015	10	Nov. 21 - Dec. 29, 2009
Winning streak, road	3	Jan. 4- 25, 2016	8	Feb. 25-Apr. 6, 1985
Undefeated streak	7	Dec. 31- Jan. 14, 2016 (5-0-2)	14	Oct. 25-Nov. 28, 1998 (12-0-2)
Undefeated streak, home	6	Nov. 12- Dec. 12, 2015 (5-0-1)	11	Oct. 15-Dec. 20, 1998 (10-0-1)
Undefeated streak, road	5	Dec. 27- Jan. 25, 2016 (4-0-1)	9	Feb. 25-Apr. 7, 1985 (8-0-1)
Losing streak	7	Feb. 20- Mar. 3, 2016	10	Nov. 30- Dec. 20, 1980 Feb. 6-25, 1994 Feb. 10 - Mar. 3, 2015
Losing streak, home	4	Jan. 14- Jan. 21, 2016	6	Oct. 6 - Nov. 3, 2007 Jan. 27 - Feb. 16, 2009 Mar. 12 - 30, 2015
Losing streak, road	10	Jan. 26- Mar. 9, 2016	13	Jan. 26-Apr. 14, 1994
Winless streak	7	Feb. 20- Mar. 3, 2016	30	Oct. 19-Dec. 20, 1980 (0-23-7)
Winless streak, home	4	Jan. 14- Jan. 21, 2016	14	Oct. 19-Dec. 14, 1980 (0-9-5)
Winless streak, road	10	Jan. 26- Mar. 9, 2016	18	Oct. 10-Dec. 20, 1980 (0-16-2)
Largest margin of victory	4	at ANA, Oct. 14, 2015 (4-0) vs. NSH, Jan. 9, 2016 (4-0) vs. MTL, Feb. 15, 2016 (6-2) vs. FLA, Mar. 5, 2016 (5-1) at EDM, Mar. 12, 2016 (4-0)	9	vs CGY, Mar. 25, 1987 (10-1) vs CGY, Feb. 3, 1988 (9-0) at TOR, Mar. 5, 1988 (10-1)
Largest margin of defeat	6	at BOS, Oct. 27, 2015 (6-0) at PIT, Feb. 29, 2016 (6-0)	13	at MIN, Nov. 11, 1981 (15-2)
Most goals, game	6	vs. MTL, Feb. 15, 2016 vs. DAL, Feb. 18, 2016	12	at NYR, Feb. 25, 1985
Most goals, home, game	6	vs. MTL, Feb. 15, 2016 vs. DAL, Feb. 18, 2016	10	vs CGY, Mar. 25, 1987
Most goals, road, game	4	7 times (Last: at EDM, Mar. 12, 2016)	12	at NYR, Feb. 25, 1985
Most goals against, game	7	vs. CBJ, Dec. 17, 2015 vs. CHI, Dec. 29, 2015	15	at MIN, Nov. 11, 1981
Most goals against, home, game	7	vs. CBJ, Dec. 17, 2015 vs. CHI, Dec. 29, 2015	12	vs MTL, Oct. 19, 1983
Most goals against, road, game	6	at BOS, Oct. 27, 2015 at PIT, Feb. 29, 2016 at CHI, Apr. 5, 2016	15	at MIN, Nov. 11, 1981
Most goals, both teams, game	12	vs. CBJ, Dec. 17, 2015 vs. CHI, Dec. 29, 2015	18	at DET, Nov. 25, 1987 (10-8 L)
Most goals, period	4	at EDM, Dec. 1, 2014 (2nd period)	6	vs VAN, Nov. 9, 1984 (2nd period)
Most goals against, period	3	13 times (Last: vs. WSH, Apr. 2, 2016 (3rd period))	8	at MIN, Nov. 11, 1981 (2nd period)
Most power play goals, game	3	3 times (Last: vs CGY, Feb. 12, 2016)	5	vs CGY, Mar. 9, 1988 vs. CAR, Dec. 3, 2005 vs. FLA, Jan. 19, 2006
Most power play goals against, game	3	5 times (Last: Apr. 5, 2016 at CHI)	5	at MIN, Nov. 11, 1981
Most shorthanded goals, game	1	4 times (Last: Mar. 24, 2016 vs. DAL)	4	vs VAN, Apr. 7, 1995
Most shorthanded goals against, game	1	14 times (Last: Apr. 5, 2016 at CHI)	3	at EDM, Dec. 21, 1983 at CHI, Oct. 12, 1988 vs STL, Jan. 14, 2003
Most penalty minutes, game	44	vs. ANA, Mar. 3, 2016	140	at VAN, Dec. 31, 1987
Fewest penalty minutes, game	4	6 times (Last: Mar. 7 at COL)	0	vs HFD, Dec. 30, 1981 at ANA, Apr. 6, 2008 at STL, Feb. 24, 2009 vs. VAN, Mar. 4, 2014 vs. NYR, Feb. 14, 2015
Most shots, game	42	vs DAL, Feb. 18, 2016	54	vs LAK, Mar. 30, 1983 vs VAN, Feb. 10, 1985
Fewest shots, game	15	at NSH, Dec. 1, 2015	11	vs DAL, Apr. 16, 1998
Most shots against, game	44	at EDM, Mar. 12, 2016	57	vs VAN, Nov. 18, 1980
Fewest shots against, game	18	at CAR, Dec. 6, 2015	12	vs NJD, Oct. 22, 1982
Most shots, period	19	at NYI, Nov. 16, 2015 (3rd period)	27	vs. EDM, Dec. 16, 2014 (2nd period)
Fewest shots, period	1	at SJS, Feb. 13, 2016 (3rd period)	0	vs NYR, Jan. 15, 1982 (2nd period) at CGY, Mar. 24, 2003 (1st period) at COL, Feb. 16, 2015 (2nd period)
Most shots against, period	19	vs BOS, Oct. 17, 2015 (2nd period)	27	at MIN, Nov. 11, 1981 (2nd period)
Fewest shots against, period	3	2 times (Last: at STL, Dec. 8, 2015 (1st period))	0	vs TBL, Dec. 2, 1999 (2nd period)





## INDIVIDUAL RECORDS

## 2015-16 SEASON RECORD

## ALL-TIME FRANCHISE RECORD

Longest goal streak	3	2 times (Last: Vermette, Mar. 11- 17, 2016)	9	T. Selanne, Mar. 15-Apr. 1, 1993
Longest assist streak	4	4 times (Last: Boedker, Dec. 26- 31, 2015)	14	P. Housley, Dec. 26, 1992-Jan. 19, 1993
Longest point streak	7	Ekman-Larsson: Nov. 7- Nov. 19, 2015	18	D. Hawerchuk, Feb. 23-Apr. 7, 1985
Most goals, game	3	5 times (Last: Domi vs. EDM, Jan. 12, 2016)	5	W. Lindstrom, at PHI, Mar. 2, 1982 A. Zhamnov, at LAK, Apr. 1, 1995
Most goals, period	2	11 times (Last: Duclair vs. CGY, Mar. 28, 2016, 1st period)	3	D. Christian vs. HFD, Mar. 26, 1980 (3rd period) S. Barnes vs. LAK, Nov. 11, 1991 (3rd period) A. Zhamnov at LAK, Apr. 1, 1995 (3rd period) K. Tkachuk at DAL, Mar. 26, 1996 (3rd period) S. Upshall vs. NSH, Jan. 21, 2010 (3rd period)
Most assists, game	3	7 times (Last: Vermette vs. FLA, Mar 5, 2016)	5	D. Hawerchuk (3 times) P. Housley, vs HFD, Jan. 18, 1993 K. Tkachuk, at BUF, Feb. 23, 2001
Most assists, period	3	Rieder vs. CHI, Dec. 29, 2015 (3rd period)	5	D. Hawerchuk, vs. LAK, Mar. 6, 1984 (2nd period)
Most points, game	4	2 times (Last: Vermette vs. FLA, Mar 5, 2016)	6	D. Hawerchuk (3 times) W. Lindstrom, at PHI, Mar. 2, 1982 T. Steen, vs HFD, Oct. 24, 1984 E. Olczyk, vs CGY, Dec. 21, 1991
Most penalty minutes, game	20	Doan at CBJ, Nov. 14, 2015	49	T. Domi, at VAN, Feb. 9, 1995
Most shots, game	9	2 times (Last: Ekman-Larsson vs. VAN, Feb. 10, 2016)	12	B. Mullen, vs LAK, Mar. 30, 1982 N. Emerson, vs FLA, Feb. 24, 1994 J. Roenick, at TOR, Mar. 22, 1997
Best plus-minus, game	3	17 times (Last: Murphy, Ekman-Larsson vs. EDM, Mar. 22, 2016)	7	D. Babych, at TOR, Mar. 13, 1982
Most shots faced by goalie, game	44	Smith at EDM, Mar. 12, 2016	55	N. Khabibulin, at PHI, Jan. 28, 1997
*Most ice time, game	33:46	Ekman-Larsson vs. NYR, Nov. 7, 2015	33:46	Ekman-Larsson vs. NYR, Nov. 7, 2015
Most ice time, OT game	32:24	Ekman-Larsson vs. EDM, Jan. 12, 2016	34:57	Ekman-Larsson: at VAN, Jan. 26, 2014
Most shorthanded goals, game	1	4 times (Last: M. Hanzal vs. DAL, Mar. 24, 2016)	2	2 times (Last: T. Rieder at EDM, Dec. 1, 2014)
Most power play goals, game	2	3 times (Last: Domi vs. EDM, Jan. 12, 2016)	3	P. MacLean, vs. LAK, Nov. 13, 1986 R. Neufeld vs. VAN, Nov. 1, 1987 P. MacLean, vs. CGY, Mar. 9, 1988 L. Nagy, vs. CAR, Dec. 3, 2005

\*All-time franchise record for ice time beginning the 1997-98 season when the real-time stats program was introduced.



## HAT TRICKS

**Recorded a hat trick at home...** January 12, 2016 vs. Edmonton  
– Max Domi

**Recorded a hat trick on the road...** October 24, 2015 at Ottawa  
– Mikkel Boedker

**Recorded two hat tricks in one game...** November 20, 1988 vs. Edmonton  
– Iain Duncan and Andrew McBain (Winnipeg Jets)

**Recorded hat tricks in back-to-back games...** April 27, 2013 at Anaheim  
– Radim Vrbata, October 3, 2013 vs. New York Rangers – Radim Vrbata

**Had a player score four or more goals in one game...** April 1, 1995 vs. Los Angeles – Alexei Zhamnov, 5 goals (Winnipeg Jets)

**Allowed an opposing player to score a hat trick...** February 29, 2016 at Pittsburgh – Patric Hornqvist

## OVERTIME

**Won a home game in overtime...** January 12, 2016 vs. Edmonton  
– Oliver Ekman-Larsson

**Lost a home game in overtime...** February 4, 2016 vs. Chicago  
– Jonathan Toews

**Won a road game in overtime...** December 27, 2015 at Colorado  
– Mikkel Boedker

**Lost a road game in overtime...** April 7, 2016 at Nashville – Roman Josi

## SHOOTOUT

**Won a home game in a shootout...** March 5, 2015 vs. Vancouver  
– Sam Gagner

**Lost a home game in a shootout...** February 5, 2015 vs. Carolina  
– Elias Lindholm

**Won a road game in a shootout...** January 25, 2016 at Minnesota  
– Anthony Duclair

**Lost a road game in a shootout...** January 2, 2016 at Edmonton  
– Ryan Nugent-Hopkins

## SHUTOUT

**Shutout an opponent at home...** April 2, 2016 vs. Washington – Mike Smith

**Shutout an opponent on the road...** March 12, 2016 at Edmonton – Mike Smith

**Were shutout by opponent at home...** March 19, 2016 vs. Tampa Bay  
– Ben Bishop

**Were shutout by opponent on the road...** April 9, 2016 at San Jose  
– Martin Jones

**Had back-to-back shutouts (team)...** March 31, 2012 vs. Anaheim (4-0) & April 3, 2012 vs. Columbus (2-0) – Mike Smith (both)

**Had back-to-back shutouts (player)...** March 31, 2012 vs. Anaheim (4-0) & April 3, 2012 vs. Columbus (2-0) – Mike Smith

**Were shutout by opponent in back-to-back games...** March 19 – 20, 2016 vs. Tampa Bay and at San Jose.

**Had three or more consecutive shutouts...** March 29, 2012 vs. San Jose (2-0), March 31, 2012 vs. Anaheim (4-0), April 3, 2012 (2-0) – Mike Smith (155 consecutive saves – NHL record)

**Longest shutout sequence...** 332:01 – Brian Boucher (Dec. 22, 2003 – Jan. 11, 2004 – NHL record)

## 1-0 GAMES

**Won a 1-0 game at home...** December 19, 2015 vs. New York Islanders

**Lost a 1-0 game at home...** November 8, 2014 vs. New York Islanders

**Won a 1-0 game on the road...** February 9, 2013 at San Jose

**Lost a 1-0 game on the road...** April 9, 2016 at San Jose

## 5+, 10+ Goals

**Won by five or more goals...** November 14, 2014 at Vancouver; 5-0

**Lost by five or more goals...** February 29, 2016 at Pittsburgh; 6-0

**Scored 10 or more goals at home...** March 25, 1987 vs. Calgary; 10-1 win (Winnipeg Jets)

**Allowed 10 or more goals at home...** November 29, 1981 vs. Edmonton; 10-2 loss (Winnipeg Jets)

**Scored 10 or more goals on the road...** November 24, 1990 at Quebec; 11-4 win (Winnipeg Jets)

**Allowed 10 or more goals on the road...** October 12, 1988 at Chicago; 10-1 loss (Winnipeg Jets)

## 20+ / 50+ Shots

**Recorded 20 or more shots in a period...** January 29, 2015 at Toronto; 2nd period (21)

**Allowed 20 or more shots in a period...** March 21, 2015 vs. Pittsburgh; 2nd period (22)

**Recorded 50 or more shots...** March 6, 1998 vs. Carolina; 50 shots

**Allowed 50 or more shots...** January 20, 2015 at Chicago; 51 shots

## SHORTHANDED GOALS

**Scored a shorthanded goal at home...** March 24, 2016 vs. Dallas  
– Martin Hanzal

**Scored a shorthanded goal on the road...** March 11, 2016 at Calgary  
– Boyd Gordon

**Allowed a shorthanded goal at home...** February 4, 2016 vs. Chicago  
– Jonathan Toews

**Allowed a shorthanded goal on the road...** April 5, 2016 at Chicago  
– Jonathan Toews

## EMPTY NET GOALS

**Scored an empty net goal at home...** March 22, 2016 vs. Edmonton  
– Max Domi

**Scored an empty net goal on the road...** March 11, 2016 at Calgary  
– Brad Richardson

**Allowed an empty net goal at home...** March 28, 2016 vs. Calgary  
– Joe Colborne

**Allowed an empty net goal on the road...** March 31, 2016 at Dallas  
– Patrick Sharp

## PENALTY SHOTS

**Scored on a penalty shot...** November 21, 2011 vs. Washington  
– Lauri Korpikoski scored on Tomas Vokoun (SH)

**Were unsuccessful on a penalty shot...** March 24, 2016 vs. Dallas  
– Brad Richardson stopped by Kari Lehtonen

**Allowed a goal on a penalty shot...** February 23, 2016 at Tampa Bay  
– Cedric Paquette

**Stopped the shooter on a penalty shot...** January 18, 2016 vs. Buffalo  
– Evander Kane stopped by Louis Domingue

## TRAILED AND WON/LED AND LOST

**Trailed by two goals and won...** January 12, 2016 vs. Edmonton

**Trailed by three goals and won...** October 31, 2013 vs. Nashville

**Led by two goals and lost...** April 7, 2016 at Nashville

**Led by three goals and lost...** November 25, 2014 vs. Colorado

**July 2015**

- 1 Signed forward Brad Richardson to a three-year contract  
Signed defenseman Zbynek Michalek to a two-year contract  
Signed defenseman Dylan Reese to a one-year contract  
Signed defenseman Dakota Mermis to a three-year contract  
Signed forward Dustin Jeffrey to a one-year contract  
Signed forward Antoine Vermette to a two-year contract
- 2 Signed defenseman Alex Grant to a one-year contract
- 3 Signed forward Eric Selleck to a one-year contract  
Signed defenseman Derek Smith to a one-year contract
- 6 Signed forward Dylan Strome to a three-year entry-level contract
- 7 Signed forward Mikkel Boedker to a one-year contract
- 8 Hired assistant coach John Slaney to a multi-year contract
- 10 Signed forward John Scott to a one-year contract
- 15 Signed defenseman Philip Samuelsson to a one-year contract  
Signed forward Brendan Shinnimin to a one-year contract
- 20 Signed defenseman Klas Dahlbeck to a one-year contract  
Signed forward Jordan Martinook to a two-year contract
- 23 Signed forward Michael Bunting to a three-year entry-level contract
- 28 Named Jon Elkin and Corey Schwab as the organization's goaltending coaches
- 29 Signed goalie Niklas Treutle to a one-year entry-level contract

**August 2015**

- 6 Signed defenseman Brandon Gormley to a one-year contract
- 20 Signed forward Christian Fischer to a three-year entry-level contract

**September 2015**

- 3 Signed forward Nick Merkley to a three-year entry-level contract
- 4 Signed goalie Louis Domingue to a one-year contract
- 9 Acquired defenseman Stefan Elliott from Colorado Avalanche (NHL) in exchange for defenseman Brandon Gormley
- 14 Signed defenseman Stefan Elliott to a one-year contract
- 20 Assigned defenseman Kyle Capobianco to Sudbury (OHL), forward Conor Garland to Moncton (QMJHL), goalie Adin Hill to Portland (WHL) and forward Nick Merkley to Kelowna (WHL)
- 23 Assigned goalie Tyler Beskorowany, forwards Greg Carey and Dan O'Donoghue and defensemen Steven Delisle, Justin Hache and James Melindy to Springfield (AHL)  
Assigned forward Christian Fischer to Windsor (OHL)
- 25 Assigned forwards Michael Bunting, Dustin Jeffrey and Eric Selleck and defenseman Alex Grant to Springfield (AHL)  
Assigned forward Ryan MacInnis to Kitchener (OHL) and defenseman Dysin Mayo to Edmonton (WHL)
- 27 Assigned forwards Tyler Gaudet and Lucas Lessio and defenseman Dakota Mermis and goalie Marek Langhamer to Springfield (AHL)  
Assigned forward Christian Dvorak to London (OHL) and forward Brendan Perlini to Niagara (OHL)
- 28 Assigned forwards Craig Cunningham, Laurent Dauphin and Brendan Shinnimin to Springfield (AHL)

**October 2015**

- 1 Assigned forward Henrik Samuelsson to Springfield (AHL)
- 2 Assigned forward Jordan Szwarz and defensemen Derek Smith and Philip Samuelsson to Springfield (AHL)  
Signed defenseman Corey Potter to a one-year contract
- 4 Assigned forward Matthias Plachta, defenseman Corey Potter and goalie Louis Domingue to Springfield (AHL)  
Assigned forward Dylan Strome to Erie (OHL)
- 12 Assigned forward Tyler Gaudet to Springfield (AHL)
- 19 Recalled forward Matthias Plachta from Springfield (AHL)
- 22 Assigned forward Matthias Plachta to Springfield (AHL)
- 25 Recalled forward Tyler Gaudet from Springfield (AHL)

**November 2015**

- 8 Recalled forward Dustin Jeffrey and defenseman Philip Samuelsson from Springfield (AHL)  
Assigned forward Tyler Gaudet to Springfield (AHL)
- 11 Assigned forward Dustin Jeffrey to Springfield (AHL)
- 15 Recalled forward Craig Cunningham from Springfield (AHL)
- 22 Recalled Louis Domingue from Springfield (AHL) on an emergency basis
- 24 Assigned defenseman Philip Samuelsson and goalie Louis Domingue to Springfield (AHL)  
Recalled forward Dustin Jeffrey from Springfield (AHL)

**December 2015**

- 3 Assigned forward Craig Cunningham to Springfield (AHL)
- 6 Claimed forward Viktor Tikhonov off waivers from Chicago Blackhawks (NHL)
- 10 Assigned forward Dustin Jeffrey to Springfield (AHL)  
Recalled forward Craig Cunningham and goalie Louis Domingue from Springfield (AHL)
- 15 Acquired forward Christian Thomas from Montreal Canadiens (NHL) in exchange for forward Lucas Lessio.  
Assigned forwards Christian Thomas and Craig Cunningham to Springfield (AHL)
- 22 Signed forward Conor Garland to a three-year entry-level contract
- 26 Signed defenseman Dysin Mayo to a three-year entry-level contract
- 28 Recalled forwards Laurent Dauphin and Craig Cunningham from Springfield (AHL)

**January 2016**

- 4 Assigned forward Craig Cunningham to Springfield (AHL)
- 6 Assigned forward Laurent Dauphin to Springfield (AHL)
- 13 Assigned forward John Scott to Springfield (AHL)  
Claimed defenseman Kevin Connauton off waivers from Columbus Blue Jackets (NHL)
- 15 Recalled forward John Scott from Springfield (AHL)  
Assigned defenseman Stefan Elliott to Springfield (AHL)  
Acquired defenseman Victor Bartley from Nashville Predators (NHL) in exchange for defenseman Stefan Elliott  
Acquired defenseman Jarred Tinordi and forward Stefan Fournier from Montreal Canadiens (NHL) in exchange for forward John Scott and defenseman Victor Bartley  
Assigned forward Stefan Fournier to Springfield (AHL)
- 18 Assigned forward Steve Downie to Springfield (AHL)
- 24 Recalled forward Christian Thomas from Springfield (AHL)
- 27 Assigned forward Christian Thomas to Springfield (AHL)

**February 2016**

- 3 Recalled forward Steve Downie from Springfield (AHL) on an emergency basis
- 7 Assigned forward Steve Downie to Springfield (AHL)
- 8 Recalled forward Tyler Gaudet from Springfield (AHL)
- 11 Assigned defenseman Dylan Reese to Springfield (AHL)
- 15 Signed goalie Nathan Schoenfeld to an ATO
- 16 Recalled goalie Niklas Treutle from Springfield (AHL) on an emergency basis
- 27 Claimed forward Jiri Sekac off waivers from Chicago Blackhawks (NHL)
- 29 Acquire forwards Alex Tanguay and Conner Bleackley and defenseman Kyle Wood from Colorado Avalanche (NHL) in exchange for forward Mikkel Boedker  
Acquire forward Sergei Plotnikov from Pittsburgh Penguins (NHL) in exchange for forward Matthias Plachta and a conditional 7th round draft choice in the 2017 Entry Draft  
Acquire forward Matia Marcantuoni from Pittsburgh Penguins (NHL) in exchange for forwards Dustin Jeffrey and Dan O'Donoghue and defenseman James Melindy  
Traded defenseman Corey Potter to Nashville Predators (NHL) in exchange for future considerations  
Recalled forward Craig Cunningham and assigned forward Tyler Gaudet to Springfield (AHL)

**March 2016**

- 5 Recalled goalie Marek Langhamer and assigned goalie Niklas Treutle to Springfield (AHL)  
Assigned forward Craig Cunningham to Springfield (AHL)
- 12 Recalled defenseman Philip Samuelsson from Springfield (AHL) on an emergency basis  
Assigned goalie Marek Langhamer and defenseman Philip Samuelsson to Springfield (AHL)
- 18 Recalled defenseman Philip Samuelsson from Springfield (AHL) on an emergency basis
- 21 Assigned defenseman Philip Samuelsson to Springfield (AHL)
- 27 Recalled defenseman Alex Grant from Springfield (AHL) on an emergency basis
- 28 Signed defenseman Kyle Wood to a three-year entry-level contract
- 29 Recalled forward Eric Selleck from Springfield (AHL)

**April 2016**

- 1 Recalled forward Laurent Dauphin from Springfield (AHL)
- 5 Signed goalie Adin Hill to a three-year entry-level contract
- 6 Recalled goalie Marek Langhamer from Springfield (AHL) on an emergency basis
- 10 Assigned forward Laurent Dauphin and goalie Marek Langhamer to Springfield (AHL)
- 11 Assigned forward Eric Selleck and defenseman Alex Grant to Springfield (AHL)



Date(s)	Player	Classification	Game(s) Missed
Oct. 10	Zbynek Michalek	Upper-Body	1 Game
Oct.17	Jordan Martinook	Lower-Body	1 Game
Oct. 20- Apr. 9	Joe Vitale	Upper-Body	77 Games
Oct. 24-27	Antoine Vermette	Lower-Body	3 Games
Nov. 5-Nov. 9	Antoine Vermette	Lower-Body	3 games
Oct. 27- Oct. 30	Martin Hanzal	Lower-Body	2 games
Oct. 27	Connor Murphy	Lower-Body	1 Game
Nov. 5- Nov. 7	Stefan Elliott	Upper-Body	2 games
Nov.9-Nov. 21	Nicklas Grossmann	Lower-Body	7 Games
Nov. 12-Dec. 1	Steve Downie	Upper-Body	9 Games
Nov. 21	Mike Smith	Lower- Body	1 Game
Nov. 25- Dec. 11	Shane Doan	Lower-Body	9 Games
Nov. 28	Zbynek Michalek	Illness	1 Game
Dec. 8- Dec. 17	Martin Hanzal	Lower-Body	4 games
Dec. 22 - Jan. 4	Martin Hanzal	Lower-Body	7 games
Dec. 11-Mar. 11	Mike Smith	Lower-Body	40 Games
Dec. 17- Dec. 22	Zbynek Michalek	Lower-Body	3 Games
Dec. 27- Jan. 2	Boyd Gordon	Upper-Body	4 Games
Jan. 4	Zbynek Michalek	Illness	1 game
Jan. 23	Nicklas Grossmann	Illness	1 Game
Jan. 26	Viktor Tikhonov	Lower-Body	1 Game
Feb. 5- Mar. 3	Boyd Gordon	Upper Body	13 Games
Feb.15- Apr. 9	Anders Lindback	Lower-Body	27 Games
Mar. 3	Alex Tanguay	Lower-Body	1 Game
Mar. 7	Zbynek Michalek	Upper-Body	1 Game
Mar. 9- Mar. 20	Oliver Ekman-Larsson	Upper-Body	6 Games
Mar. 20	Nicklas Grossmann	Lower-Body	1 Game
Mar. 28- Apr. 9	Michael Stone	Lower-Body	7 Games
Mar. 28	Shane Doan	Upper-Body	1 Game
Mar. 31	Oliver Ekman-Larsson	Illness	1 Game
Apr. 2- Apr. 9	Martin Hanzal	Upper-Body	5 games
Apr. 2- Apr. 9	Eric Selleck	Upper-Body	5 games

TEAM TOTAL MAN GAMES LOST TO INJURY: 246





PLAYER	MILESTONE	DATE
Mikkel Boedker	400th career NHL game	Nov. 14 at CBJ
	200th career NHL point	Dec. 26 vs. LAK
Kyle Chipchura	100th career NHL point	Dec. 1 at NSH
	300th career NHL game with ARI	Feb. 5 at ANA
Laurent Dauphin	1st career NHL game	Dec. 29 vs. CHI
	1st career NHL goal	Jan. 4 at VAN
Shane Doan	900th career NHL point	Oct. 17 vs. BOS
	1,400th career NHL game	Oct. 20 at NJD
	380th career goal for franchise record	Dec. 31 vs. WPG
	930th career point for franchise record	Feb. 12 vs. CGY
Max Domi	1st career NHL game	Oct. 9 at LAK
	1st career NHL goal	Oct. 9 at LAK
	1st career NHL assist	Oct. 9 at LAK
Louis Domingue	1st career NHL shutout	Dec. 19 vs. NYI
Oliver Ekman-Larsson	100th career NHL assist	Oct. 17 vs. BOS
	200th career NHL point	Feb. 22 at WSH
	400th career NHL game	Feb. 23 at TBL
Tyler Gaudet	1st career NHL goal	Feb. 18 vs. DAL
Martin Hanzal	500th career NHL game	Oct. 22 at NYR
	100th career NHL goal	Mar. 24 vs. DAL
Jordan Martinook	1st career NHL goal	Oct. 10 vs. PIT
Zbynek Michalek	600th career game w/ ARI	Mar. 22 vs. EDM
Brad Richardson	100th career NHL assist	Jan. 4 at VAN
Tobias Rieder	100th career NHL game	Dec. 8 at STL
Jiri Sekac	100th career NHL game	Mar. 5 vs. FLA
Mike Smith	400th career NHL game	Nov. 10 at LAK
	100th career win with ARI	Nov. 10 at LAK
	30th career NHL shutout	Apr. 2 vs. WSH
Viktor Tikhonov	100th career NHL game	Feb. 27 at PHI
Dave Tippett	1,000th career game as NHL Head Coach	Feb. 2 vs. LAK
	500th career game as ARI Head Coach	Jan. 12 vs. EDM
	500th career NHL win	Nov. 27 vs. CGY
Niklas Treutle	1st career NHL game	Feb. 20 vs. STL
Antoine Vermette	200th career NHL goal	Jan. 9 vs. NSH
	900th career NHL game	Mar. 20 at SJS



PLAYER	GP	EVEN-STRENGTH		POWER-PLAY		SHORTHANDED		TOTAL FACE-OFFS			
		W	L	W	L	W	L	W	L	TOT	FO%
Antoine Vermette	76	555	462	149	93	50	42	754	597	1351	55.8
Martin Hanzal	64	421	342	133	84	32	35	586	461	1047	56.0
Brad Richardson	82	468	399	15	3	40	36	523	438	961	54.4
Boyd Gordon	65	380	260	2	1	144	122	526	383	909	57.9
Kyle Chipchura	70	77	67	4	5	7	8	88	80	168	52.4
Shane Doan	72	65	58	7	9	2	2	74	69	143	51.8
Viktor Tikhonov	39	39	57	6	13	0	0	45	70	115	39.1
Tyler Gaudet	14	37	44	1	1	5	4	43	49	92	46.7
Laurent Dauphin	8	28	39	2	1	2	1	32	41	73	43.8
Dustin Jeffrey	7	32	20	3	3	0	0	35	23	58	60.3
Max Domi	81	11	21	8	14	1	0	20	35	55	36.4
Jordan Martinook	81	13	5	3	5	2	5	18	15	33	54.6
Tobias Rieder	82	5	16	5	2	0	1	10	19	29	34.5
Steve Downie	26	2	2	0	0	0	0	2	2	4	50.0
Craig Cunningham	10	2	1	0	0	0	0	2	1	3	66.7
Alex Tanguay	18	1	0	1	0	0	0	2	0	2	100.0
Jiri Sekac	11	2	0	0	0	0	0	2	0	2	100.0
Anthony Duclair	81	0	1	0	0	0	0	0	1	1	0
Mikkel Boedker	62	0	1	0	0	0	0	0	1	1	0
Joe Vitale	1	0	1	0	0	0	0	0	1	1	0
John Scott	11	0	0	0	0	0	0	0	0	0	0
Eric Selleck	1	0	0	0	0	0	0	0	0	0	0
Sergei Plotnikov	13	0	0	0	0	0	0	0	0	0	0
Christian Thomas	1	0	0	0	0	0	0	0	0	0	0

## 2015-16 TOTAL ICE TIME

PLAYER	GP	ES TOI	ES TOI/G	SH TOI	SH TOI/G	PP TOI	PP TOI/G	TOTAL TOI	TOI/G	SHIFTS	TOI/S	SFT/G
Oliver Ekman-Larsson	75	1,415:39	18:52	53:52	0:43	388:12	5:10	1,857:43	24:46	2,127	52	28.4
Michael Stone	75	1,309:53	17:27	158:04	2:06	217:02	2:53	1,684:59	22:27	2,250	45	30.0
Connor Murphy	78	1,346:18	17:15	166:13	2:07	87:14	1:07	1,599:45	20:30	2,256	43	28.9
Mikkel Boedker	62	886:25	14:17	4:03	0:03	265:56	4:17	1,156:24	18:39	1,400	50	22.6
Martin Hanzal	64	853:27	13:20	83:55	1:18	201:40	3:09	1,139:02	17:47	1,474	46	23.0
Nicklas Grossmann	58	856:32	14:46	172:47	2:58	2:16	0:02	1,031:35	17:47	1,513	41	26.1
Shane Doan	72	995:47	13:49	51:13	0:42	219:51	3:03	1,266:51	17:35	1,590	48	22.1
Kevin Connauton	38	607:25	15:59	19:24	0:30	40:21	1:03	667:10	17:33	917	44	24.1
Tobias Rieder	82	1,075:11	13:06	159:31	1:56	184:21	2:14	1,419:03	17:18	1,938	44	23.6
Zbynek Michalek	70	970:29	13:51	218:13	3:07	2:27	0:02	1,191:09	17:00	1,726	41	24.7
Antoine Vermette	76	968:50	12:44	79:43	1:02	216:10	2:50	1,264:43	16:38	1,731	44	22.8
Max Domi	81	1,063:18	13:07	18:49	0:13	244:12	3:00	1,326:19	16:22	1,751	45	21.6
Philip Samuelsson	4	52:50	13:12	10:21	2:35	0:22	0:05	63:33	15:53	93	41	23.3
Klas Dahlbeck	71	918:19	12:56	195:18	2:45	3:25	0:02	1,117:02	15:43	1,651	41	23.3
Brad Richardson	82	1,119:44	13:39	137:14	1:40	24:00	0:17	1,280:58	15:37	1,742	44	21.2
Jordan Martinook	81	992:30	12:15	209:28	2:35	28:29	0:21	1,230:27	15:11	1,705	43	21.0
Alex Tanguay	18	219:28	12:11	0:41	0:02	52:41	2:55	272:50	15:09	341	48	18.9
Jarred Tinordi	7	86:40	12:22	16:25	2:20	0:36	0:05	103:41	14:48	146	43	20.9
Anthony Duclair	81	934:34	11:32	0:34	0:00	229:36	2:50	1,164:44	14:22	1,598	44	19.7
Stefan Elliott	19	244:56	12:53	2:29	0:07	23:04	1:12	270:29	14:14	380	43	20.0
Alex Grant	5	59:38	11:55	2:51	0:34	3:41	0:44	66:10	13:14	95	42	19.0
Boyd Gordon	65	607:42	9:20	182:46	2:48	2:39	0:02	793:07	12:12	1,221	39	18.8
Viktor Tikhonov	39	420:07	10:46	4:39	0:07	33:50	0:52	458:36	11:45	635	43	16.3
Jiri Sekac	11	124:58	11:21	0:17	0:01	1:16	0:06	126:31	11:30	171	44	15.5
Dustin Jeffrey	7	71:46	10:15	0:00	0:00	8:05	1:09	79:51	11:24	113	42	16.1
Laurent Dauphin	8	82:31	10:18	7:05	0:53	0:55	0:06	90:31	11:18	130	42	16.3
Tyler Gaudet	14	128:37	9:11	19:13	1:22	0:34	0:02	148:24	10:36	192	46	13.7
Christian Thomas	1	10:35	10:35	0:00	0:00	0:00	0:00	10:35	10:35	13	49	13.0
Sergei Plotnikov	13	134:35	10:21	0:00	0:00	0:11	0:00	134:46	10:22	184	44	14.2
Kyle Chipchura	70	653:30	9:20	51:54	0:44	11:01	0:09	716:25	10:14	1,030	42	14.7
Craig Cunningham	10	99:03	9:54	0:57	0:05	0:50	0:05	100:50	10:05	140	43	14.0
Eric Selleck	1	9:11	9:11	0:00	0:00	0:22	0:22	9:33	9:33	17	34	17.0
Steve Downie	26	229:07	8:48	0:00	0:00	4:56	0:11	234:03	9:00	349	40	13.4
John Scott	11	67:26	6:07	1:53	0:10	0:00	0:00	69:19	6:18	112	37	10.2
Joe Vitale	1	5:11	5:11	0:46	0:46	0:16	0:16	6:13	6:13	10	37	10.0

**DOAN SETS FRANCHISE RECORDS**

Shane Doan passed Dale Hawerchuk (929) for the franchise point mark and moved past Hawerchuk (122) for the franchise PPG's record vs. CGY, Feb. 12. The veteran forward became the 6th active NHL player to lead his franchise in all-time points. The Coyotes Captain also surpassed Hawerchuk (379) for the all-time franchise goals record by scoring a goal in the 1st period on Dec. 31, 2015 vs. WPG. Doan ended the season just 4 goals away from 400 in his career. In addition, the Captain recorded his 900th career NHL point vs. BOS on Oct. 17, 2015.

**SHANE SHOOTS, SHANE SCORES**

Shane Doan finished the season leading the team with 28 goals, which marks the 4th time in his career that he scored at least 28 goals in a single season. The Captain is just the 2nd ARI player (Radim Vrbata: 35 goals in 2011-12) to score 25 goals or more in a single season since 2009-10. There have only been 3 players age 39 or older in NHL history to finish the season as their team leader in goals scored (Jaromir Jagr: 2012-13, DAL, John Bucyk: 1975-76, BOS, Gordie Howe: 1967-68, DET).

**MARK IT DOAN**

Shane Doan passed Glen Wesley for 22nd place on the NHL's all-time games played list (1,457 games) on Mar. 22 vs. EDM and passed Mike Modano (1,459) on Mar. 26 vs. PHI for 6th place on the NHL's all-time games played list with one franchise. The longest tenured captain is currently 3rd among active skaters in games played behind Jaromir Jagr (1,629) and Jarome Iginla (1,474).

**NHL ALL-TIME GAMES PLAYED LIST**

21. Jarome Iginla: 1,474 Games
22. **Shane Doan: 1,466 Games**
23. Glen Wesley: 1,457 Games

**MOST GAMES PLAYED WITH ONE FRANCHISE IN NHL HISTORY**

5. Steve Yzerman: 1,514 Games played with DET
6. Shane Doan: 1,466 Games played with ARI
7. Mike Modano: 1,459 Games played with DAL

**OLIVER AND COMPANY**

Oliver Ekman-Larsson finished the season with a career-high 21-34-55 in 75 games, which ranked him 7th among NHL defenseman. His 21 goals were tied for 2nd among League blueliners. The veteran defenseman picked up his 200th career NHL point at WSH on Feb. 22 and played in his 400th career NHL game at TBL on Feb. 23. Ekman-Larsson's 55 points are tied for the 2nd-most single season points in ARI history by a defenseman.

**MOST SINGLE SEASON POINTS BY A DEFENSEMAN IN COYOTES HISTORY**

- 59 points: Keith Yandle (2010-11)  
 55 points: **Oliver Ekman-Larsson (2015-16)**, Oleg Tverdokhovsky (1996-97)  
 53 points: Keith Yandle (2013-14)

**GAME-WINNING GOAL'S**

Oliver Ekman-Larsson established an NHL record for the most GWG's in a season by a defenseman when he tallied his 8th GWG of the season vs. DAL on Mar. 24. Ekman-Larsson also became just the 2nd defenseman in franchise history to post consecutive 20 plus goal seasons (Phil Housley in 1990-91 and 91-92) while it also marked the 6th time a defenseman has scored 20 or more goals in franchise history.

**POWER 0**

Oliver Ekman-Larsson tied Shane Doan with the most PPG's on the team and finished tied for 2nd among League defensemen with 12 PPG's. Ekman-Larsson's 12 PPG's are tied as the 2nd-highest single-season PPG total in franchise history by a defenseman. The Swedish native's 27 power play points ranked 2nd among League blueliners.

**MOST PPG'S IN A SEASON (Defensemen – Franchise History)**

1. Fredrik Olausson- 13 PPG's (1991-92)
- T2. **Oliver Ekman-Larsson- 12 PPG's (Present)**
- T2. Phil Housley- 12 PPG's (1990-91)

**MAXIMUM DOMINATION**

Max Domi finished his rookie campaign 3rd among NHL rookies in points (18-34-52), 2nd in assists (34) and tied for 6th in goals (18). The rookie winger surpassed Peter Mueller for the most single season rookie assists and rookie multi-point games in a season (12) in Arizona history. His 12 multi-point games were also the 3rd most in franchise history since 1987 by a 1st-year player. Domi ranks among the top 5 among rookies in Coyotes history in single-season goals, assists, points and multi-point games.

**MOST SINGLE SEASON ROOKIE ASSISTS IN COYOTES HISTORY**

1. **Max Domi: 34 assists (2015-16)**
2. Peter Mueller: 32 assists (2007-08)
3. Keith Ballard: 31 assists (2005-06)

**MOST SINGLE SEASON ROOKIE POINTS IN COYOTES HISTORY**

1. Peter Mueller: 22-32-54 (2007-08)
2. **Max Domi: 18-34-52 (2015-16)**
3. **Anthony Duclair: 19-24-43 (2015-16)**

**DOMI-NATION**

Max Domi tallied 1-1-2 in his NHL debut at LAK, Oct. 9 to become the 8th player in WPG/ARI franchise history to record a multi-point game in his NHL debut with the team. Domi is also the 1st Coyote to accomplish the feat and the 1st franchise player to do so since Shane Doan posted 0-2-2 at DAL on Oct. 7, 1995. The 20-year-old native of Toronto, ON became the 9th rookie to score a goal in his NHL debut with the franchise.

**COYOTES TO SCORE IN NHL DEBUT**

- Ossi Vaananen vs. MIN – Oct. 7, 2000  
 Keith Ballard vs. VAN – Oct. 5, 2005  
 Yanick Lehoux vs. MIN – Nov. 8, 2005  
 Daniel Winnik vs. STL – Oct. 4, 2007  
 Brett MacLean vs. LAK – Dec. 29, 2010  
 Connor Murphy vs. TBL – Nov. 16, 2013  
 Justin Hodgman vs. FLA – Oct. 25, 2014  
 Tobias Rieder at WSH – Nov. 2, 2014  
 Max Domi at LAK – Oct. 9, 2015

**MAXIMUS DOMIMUS**

Max Domi finished 2nd on the team and among NHL rookies in home points with 11-22-33 in 40 games at Gila River Arena. He registered 5-12-17 in his last 16 home games and earned at least 1 point in 13 of those contests. In addition, Domi totaled 25 points versus Pacific division opponents to lead ARI and first-year players in division scoring.

**KILLER D'S**

Max Domi (5) and Anthony Duclair (3) combined for the most multi-goal games among rookie teammates in the NHL. Domi's 5 multi-goal games are the most in ARI history and tied for 3rd in franchise history among rookies since 1987.

**MOST MULTI-GOAL GAMES IN FRANCHISE HISTORY BY A ROOKIE**

- (17) – Teemu Selanne in 1992-93  
 (6) – Pat Elynuik in 1988-89  
 (5) – **Max Domi in 2015-16**, Alex Zhamnov in 1992-93, Iain Duncan in 1987-88  
 (3) – **Anthony Duclair in 2015-16**, Daniel Carcillo and Peter Mueller in 2007-08, Ramzi Abid in 2002-03, Evgeny Davydov in 2002-03.

**DUKE OF ARIZONA**

Anthony Duclair's 20 goals are the 2nd most in a season by a rookie in ARI history. He ranked 5th among NHL rookies in goals and tied with the most PPG's (8) among League rookies. His 8 PPG's were the most single season PPG's scored by a rookie in ARI history.

**MOST SINGLE SEASON ROOKIE GOALS IN COYOTES HISTORY**

1. Peter Mueller: 22 goals (2007-08)
2. **Anthony Duclair: 20 goals (2015-16)**
3. Trevor Letowski: 19 goals (1999-00)
4. **Max Domi: 18 goals (2015-16)**

**ROUTE 41**

Mike Smith started and finished the 2015-16 season on a hot streak. Smith was named the NHL's Third Star of the Week after he went 2-0-0 with a 1.00 GAA and .971 SV% in the season's first 2 contests and stopped 104 of 106 shots in his 1st 3 games. The veteran netminder played in his 400th career game and won his 100th career contest with ARI on Nov. 10, 2015 at LAK. He posted a 5-4-1 record with 2 shutouts and a .944 SV% in his final 10 games after returning from injury. In his 1st game back, Smith stopped 44 shots in a shutout at EDM on Mar. 12. He then recorded his 30th career NHL shutout and 19th shutout with the Coyotes vs. WSH on Apr. 2.

**KING LOUIS**

Louis Domingue enjoyed a stellar rookie season with the Coyotes by winning 15 games to set the Coyotes' rookie wins record. Domingue became the 7th rookie in franchise history and 1st since Peter Mueller (January 2008) to earn the NHL's rookie of the month honors. He registered a 6-3-2 record, .925 SV%, 2.20 GAA and a shutout in January. Domingue also became the 1st goalie in ARI history to win 4 consecutive games. The St-Hyacinthe, QC native was the 2nd rookie goalie in team history to post multiple shutouts in a season with his 1st career shutout coming vs. NYI on Dec. 19 while he was also the 1st goalie in Coyotes franchise history to post a shutout for his 1st career home win. The 23-year-old (9 months) became the youngest goalie to post a shutout for the team since Robert Esche (23 years, 1 month) blanked CAR on Feb. 16, 2001.

**THAT HANZAL SO HOT RIGHT NOW**

Martin Hanzal finished the season with a career-high in points (13-28-41) and assists in 64 games played. The veteran forward skated in his 500th career NHL game at NYR on Oct. 22, 2015 and scored his 100th career NHL goal to become the 17th player



in franchise history and 5th player in ARI history to reach the 100 goals milestone. The Coyotes were 8-0-0 when Hanzal recorded multiple points in a game.

#### IRONMEN

Tobias Rieder and Brad Richardson are the only 2 ARI players to have skated in all 82 games this season. Richardson played in all 82 games for the 1st time in his 11-year career. Rieder also played in his 1st full season's worth of games and is the team's current consecutive games played leader having skated in 154 straight games since making his NHL debut on Nov. 2, 2014 at WSH.

#### CENTER OF ATTENTION

Antoine Vermette tied his career-high for points in a game with 1-3-4 vs. FLA on Mar. 5, which he has accomplished only one other time (w/ OTT: Apr. 3, 2008 at TOR). He also dished out 3 assists in a game for just the 2nd time in his career (w/ OTT: Jan. 20, 2009 vs. WSH). The veteran forward collected 5-5-10 in 6 games, which were his most points scored in a 6 game stretch since he tallied 10 points between Mar.15- 27, 2010. Vermette scored his 200th career NHL goal vs. NSH on Jan. 9 and played in his 900th career NHL game at SJS, Mar. 20.

#### TANGUAY'S HISTORIC DEBUT

Alex Tanguay registered 2-1-3 in his ARI debut vs. FLA on Mar. 5 and became the 1st player in franchise history to total 3 points or more in his team debut. It was Tanguay's 1st 2 goal and 3 point game since he tallied 2-1-3 at BUF on Dec. 20, 2014 while with COL.

#### CZECH-ING IN

Zbynek Michalek scored the Coyotes' 1st goal of the season at 2:00 in the 1st period at LAK, Oct. 9. It marked the 2nd fastest goal to start a season in WPG/ARI franchise history and the fastest in Coyotes history. The fastest goal to start a season in franchise history was scored by WPG's Scott Arniel at 0:33 on Oct. 5, 1983. Michalek was also the 1st defenseman to score the 1st goal of a season for the Coyotes since Keith Ballard in 2007.

#### FACE-OFF FRENZY

ARI won 51 face-offs (72%) at VAN, Mar. 9, which were the most face-offs any team won in a single game this season. It marked the 1st time the Coyotes had won at least 51 face-offs in a game since Feb. 5, 2003 at LAK (56 FOW's). The last time the Coyotes had won at least 71.8% of their face-offs in a game was Feb. 1, 2001 vs. ANA (won 34-of-46 for 73.9%). Additionally, the Coyotes have posted a single-game FO% above 70% just 2 other times (Mar 22, 2011 vs. STL, 70% and Feb. 3, 2007 vs. MIN, 70%) since the 2006-07 season.

#### NOVEMBER SUCCESS

ARI finished November with an 8-4-0 record, extending the Coyotes streak of winning at least 6 games in November to 10 straight seasons dating back to the 2005 season. November is the only month ARI has been able to accomplish that feat. In addition, the Coyotes' 115 wins in November since the team moved from WPG are the most of any month.

#### CONQUERING CANADA

The Coyotes finished the season with a 16-5-2 mark against Canadian opponents. This includes season sweeps of MTL (1st time in franchise history), TOR and OTT. ARI won 4 of 5 games vs. EDM and CGY and extended its franchise record point streak vs. EDM to 23 games (19-0-4).

#### LEADER OF THE PACK

Dave Tippett's 7th season as the Coyotes Head Coach featured many accomplishments for the veteran bench boss. Tippett coached in his 1,000th career NHL game vs. LAK on Feb. 2, becoming the 24th head coach to do so in NHL history and coached his 500th game with ARI on Jan. 12, 2015 vs. EDM. Tippett became the 22nd overall and 9th active head coach to reach the 500 win plateau with a 2-1 OT win vs CGY, Nov. 27. He passed Pat Burns (501) for 20th place on the NHL's all-time coaches' wins list on Dec. 11 vs. MIN.

#### TIME OF YOUR LIFE

*(Single season career-highs)*

Kevin Connauton: Games (65), Assists (12\*)  
Oliver Ekman-Larsson: Assists (34), Points (55), PPG's (12), GWG's (8)  
Martin Hanzal: Assists (28), Points (41)  
Connor Murphy: Games (78), Goals (6), Assists (11), Points (17), Shots (99), Hits (175)  
Brad Richardson: Assists (20), Points (31), Blocked Shots (53), Games Played (82)  
Tobias Rieder: Games (82), Goals (14), Assists (23), Points (37)  
Michael Stone: Assists (30), Points (36), Shots (161)  
\*Ties career-high

#### HOME IMPROVEMENTS

*(Improvements from 2014-15 to 2015-16)*

Wins: 24 – 35  
Home wins: 11 – 22  
Points: 56 – 78  
G/G: 2.01 – 2.57  
Goals: 165 – 208  
Home goals: 76 – 122  
3rd period goals: 50 – 78  
50+ point players: 0 – 2  
40+ point players: 3 – 5  
30+ point players: 6 – 10  
20+ goal scorers: 1 – 3  
10+ goal scorers: 6 – 10  
Combined forward points: 316 – 415  
Combined defenseman points: 137 – 145

#### MILESTONES REACHED (Player...Milestone...Date)

Shane Doan...900th career point...Oct. 17, 2015 vs. BOS  
Oliver Ekman-Larsson...100th career assist...Oct. 17, 2015 vs. BOS  
Shane Doan...1,400th career game...Oct. 20, 2015 at NJD  
Martin Hanzal...500th career game...Oct. 22, 2015 at NYR  
Mike Smith...400th career game...Nov. 10, 2015 at LAK  
Mike Smith...100th career win w/ ARI...Nov. 10, 2015 at LAK  
Mikkel Boedker...400th career game...Nov. 14, 2015 at CBJ  
Dave Tippett...500th win as NHL head coach...Nov. 27, 2015 vs. CGY  
Kyle Chipchura...100th career NHL point...Dec. 1, 2015 at NSH  
Tobias Rieder...100th career NHL game...Dec. 8, 2015 at STL  
Mikkel Boedker...200th career NHL point...Dec. 26, 2015 vs. LAK  
Brad Richardson...100th career NHL assist...Jan. 4, 2016 at VAN  
Antoine Vermette...200th career NHL goal...Jan. 9, 2016 vs. NSH  
Dave Tippett...1,000th career NHL game...Feb. 2, 2016 vs. LAK  
Kyle Chipchura...300th career game with ARI...Feb. 5, 2016 at ANA  
Oliver Ekman-Larsson...200th career NHL point...Feb. 22, 2016 at WSH  
Oliver Ekman-Larsson...400th career NHL game...Feb. 23, 2016 at TBL  
Viktor Tikhonov...100th career NHL game...Feb. 27, 2016 at PHI  
Jiri Sekac...100th career NHL game...Mar. 5, 2016 vs. FLA  
Antoine Vermette...900th career NHL game...Mar. 20, 2016 at SJS  
Zbynek Michalek...600th career game with ARI...Mar. 22, 2016 vs. EDM  
Martin Hanzal...100th career NHL goal...Mar. 24, 2016 vs. DAL





## AMERICAN HOCKEY LEAGUE (AHL) REGULAR SEASON

Skater	Team	Pos.	GP	G	A	PTS	+ / -	PIM	Draft
CUNNINGHAM, Craig	Springfield	RW	61	22	24	46	-4	20	2010 (4/97) BOS
JEFFREY, Dustin*	Springfield	C	45	13	33	46	8	18	2007 (6/171) PIT
CAREY, Greg	Springfield	LW	64	26	17	43	-6	20	Not Drafted
GRANT, Alex	Springfield	D	69	11	31	42	-34	57	2007 (4/118) PIT
SAMUELSSON, Philip	Springfield	D	56	4	27	31	-8	32	2009 (2/61) PIT
BUNTING, Michael	Springfield	LW	63	11	14	25	-7	41	2014 (4/117)
DAUPHIN, Laurent	Springfield	C	66	11	13	24	-4	72	2013 (2/39)
SZWARZ, Jordan	Springfield	RW	56	12	11	23	-2	31	2009 (4/97)
SELLECK, Eric	Springfield	RW	60	10	12	22	-9	137	Not Drafted
MAUERMANN, Ross	Springfield	C	76	6	16	22	-11	14	Not Drafted
SMITH, Derek	Springfield	D	28	2	17	19	-5	10	Not Drafted
POTTER, Corey*	Springfield	D	52	5	12	17	4	32	2003 (4/122) NYR
SHINNIMIN, Brendan	Springfield	C	30	5	9	14	-13	36	Not Drafted
HACHE, Justin	Springfield	D	67	2	12	14	5	34	2012 (7/208)
MONARDO, Domenic	Springfield	RW	44	8	5	13	-1	16	Not Drafted
GAUDET, Tyler	Springfield	C	44	4	9	13	-17	23	Not Drafted
DELISLE, Steven	Springfield	D	56	3	10	13	-11	74	2008 (4/107) CBJ
MERMIS, Dakota	Springfield	D	63	3	10	13	-12	58	Not Drafted
LESSIO, Lucas*	Springfield	LW	24	7	5	12	-9	25	2011 (2/56)
SAMUELSSON, Henrik	Springfield	LW	43	3	9	12	-20	30	2012 (1/27)
LANE, Phil	Springfield	RW	56	6	4	10	-5	70	2010 (2/52)
DISALVATORE, Jon*	Springfield	RW	22	1	7	8	2	6	2000 (4/104) SJS
REESE, Dylan	Springfield	D	23	1	7	8	-8	19	2003 (7/209) NYR
THOMAS, Christian	Springfield	RW	16	3	4	7	-6	4	2010 (2/40) NYR
PLACHTA, Matthias*	Springfield	LW	45	2	5	7	-9	14	Not Drafted
O'DONOGHUE, Dan*	Springfield	C	18	3	1	4	-2	6	Not Drafted
FOURNIER, Stefan	Springfield	RW	32	2	2	4	-6	78	Not Drafted
NEW, Daniel	Springfield	D	18	0	4	4	-3	4	Not Drafted
FISCHER, Christian	Springfield	RW	6	2	1	3	0	2	2015 (2/32)
CURRIER, Tyler	Springfield	RW	1	1	1	2	2	2	Not Drafted
DOWNIE, Steve	Springfield	RW	8	1	1	2	-2	24	2005 (1/29) PHI
AULIE, Keith*	Springfield	D	7	1	0	1	-6	11	2007 (4/116) CGY
MARCANTUONI, Matia	Springfield	C	14	1	0	1	-7	4	2012 (4/92) PIT
MAYO, Dysin	Springfield	D	5	0	1	1	-4	2	2015 (5/133)
TREUTLE, Nicklas	Springfield	G	39	0	1	1	0	2	Not Drafted
WOOD, Kyle	Springfield	D	2	0	0	0	-3	2	2014 (3/84) COL
MACINNIS, Ryan	Springfield	C	2	0	0	0	-1	0	2014 (2/43)
BESKOROWANY, Tyler *	Springfield	G	2	0	0	0	0	0	2008 (2/59) DAL
MONTGOMERY, Kevin*	Springfield	D	2	0	0	0	1	0	2006 (4/110) COL
HILL, Adin	Springfield	G	4	0	0	0	0	0	2015 (3/76)
JOHNSON, Derik*	Springfield	D	4	0	0	0	-1	2	Not Drafted
HOEFFEL, Mike*	Springfield	LW	4	0	0	0	-1	2	2007 (2/57) NJD
FEJES, Hunter	Springfield	LW	10	0	0	0	-6	2	2012 (6/178)
DOMINGUE, Louis*	Springfield	G	13	0	0	0	0	2	2010 (5/138)
LANGHAMER, Marek	Springfield	G	19	0	0	0	0	0	2012 (7/184)

\*Not on Active Roster

Goaltender	Team	GP	GAA	SV%	Record	SO	GA	MIN	Draft
TREUTLE, Nicklas	Springfield	39	3.04	.905	12-19-5	2	113	2227:14	Not Drafted
DOMINGUE, Louis*	Springfield	13	2.55	.919	6-6-1	1	33	777:55	2010 (5/138)
LANGHAMER, Marek	Springfield	19	3.80	.883	7-9-2	0	65	1027:14	2012 (7/184)
ROBINSON, Josh*	Springfield	3	5.40	.857	0-3-0	0	16	177:40	Not Drafted
HILL, Adin	Springfield	4	3.05	.905	1-3-0	0	12	236:09	2015 (3/76)
BESKOROWANY, Tyler*	Springfield	2	3.55	.885	0-2-0	0	7	118:10	2008 (2/59) DAL



## ECHL REGULAR SEASON

Skater	Team	Pos.	GP	G	A	PTS	+ / -	PIM	Draft
MELINDY, James*	Rapid City	D	52	3	16	19	-14	97	2012 (3/88)
O'DONOGHUE, Dan*	Rapid City	LW	30	6	5	11	-12	26	Not drafted
MERMIS, Dakota*	Rapid City	D	5	1	2	3	1	6	Not drafted
BUNTING, Michael*	Rapid City	LW	7	2	0	2	-5	4	2014 (4/117)

Goaltender	Team	GP	GAA	SV%	Record	SO	GA	MIN	Draft
LANGHAMER, Marek*	Rapid City	8	2.23	.935	5-2-0-1	1	18	484	2012 (7/184)

## CANADIAN HOCKEY LEAGUE (CHL) REGULAR SEASON

Skater	Team	Pos.	GP	G	A	PTS	+ / -	PIM	Draft
GARLAND, Conor	Moncton (QMJHL)	RW	62	39	89	128	26	97	2015 (5/123)
DVORAK, Christian	London (OHL)	C	59	52	69	121	56	27	2014 (2/58)
STROME, Dylan	Erie (OHL)	C	56	37	74	111	23	44	2015 (1/3)
FISCHER, Christian	Windsor (OHL)	RW	66	40	50	90	35	34	2015 (2/32)
MACINNIS, Ryan	Kitchener (OHL)	C	59	38	43	81	15	49	2014 (2/43)
MERKLEY, Nick	Kelowna (WHL)	RW	43	17	31	48	9	44	2015 (1/30)
BLEACKLEY, Conner	Red Deer (WHL)	C	55	13	33	46	13	49	2014 (1/23) COL
PERLINI, Brendan	Niagara (OHL)	LW	57	25	20	45	-6	28	2014 (1/12)
MAYO, Dysin	Edmonton (WHL)	D	71	6	37	43	0	86	2014 (5/133)
CAPOBIANCO, Kyle	Sudbury (OHL)	D	68	7	36	43	-43	58	2015 (3/63)
WOOD, Kyle	North Bay (OHL)	D	49	8	31	39	12	18	2014 (3/84) COL

Goaltender	Team	GP	GAA	SV%	Record	SO	GA	MIN	Draft
HILL, Adin	Portland (WHL)	65	2.96	.917	32-27-5-1	3	192	3897	2015 (3/76)

## CANADIAN HOCKEY LEAGUE (CHL) PLAYOFFS

Skater	Team	Pos.	GP	G	A	PTS	+ / -	PIM	Draft
DVORAK, Christian	London (OHL)	C	18	14	21	35	29	4	2014 (2/58)
STROME, Dylan	Erie (OHL)	C	13	10	11	21	7	12	2015 (1/3)
GARLAND, Conor	Moncton (QMJHL)	RW	17	5	10	15	-3	18	2015 (5/123)
MACINNIS, Ryan	Kitchener (OHL)	C	9	5	8	13	0	8	2014 (2/43)
WOOD, Kyle	North Bay (OHL)	D	11	2	11	13	-7	2	2014 (3/84) COL
PERLINI, Brendan	Niagara (OHL)	LW	14	6	3	9	0	9	2014 (1/12)
FISCHER, Christian	Windsor (OHL)	RW	5	1	2	3	-7	0	2015 (2/32)
MAYO, Dysin	Edmonton (WHL)	D	5	0	0	0	-7	4	2014 (5/133)
MERKLEY, Nick	Kelowna (WHL)	RW	-	-	-	-	-	-	2015 (1/30)
BLEACKLEY, Conner	Red Deer (WHL)	C	-	-	-	-	-	-	2014 (1/23) COL
CAPOBIANCO, Kyle	Sudbury (OHL)	D	-	-	-	-	-	-	2015 (3/63)

Goaltender	Team	GP	GAA	SV%	Record	SO	GA	MIN	Draft
HILL, Adin	Portland (WHL)	4	3.58	.904	0-4-0-0	0	14	234	2015 (3/76)

## NATIONAL COLLEGIATE ATHLETIC ASSOCIATION (NCAA) REGULAR SEASON

Skater	Team	Pos.	GP	G	A	PTS	+ / -	PIM	Draft
LETUNOV, Maxim	Connecticut (Hockey East)	C	36	16	24	40	-16	2	2014 (2/52) STL
CLIFTON, Connor	Quinnipiac (ECAC)	D	43	7	21	28	20	42	2013 (5/133)
FEJES, Hunter	Colorado College (NCHC)	LW	36	13	9	22	-11	27	2012 (6/178)
WARREN, Brendan	Michigan (Big Ten)	LW	38	5	12	17	-2	18	2015 (3/81)
SOLEWAY, Jedd	Wisconsin (Big Ten)	C	32	6	4	10	-22	78	2013 (7/193)
HOLLAND, Rhett	Michigan State (Big Ten)	D	37	0	3	3	-6	55	2012 (4/102)
FIEGL, Jared	Cornell University (ECAC)	LW	30	1	1	2	-4	18	2014 (7/191)

**KONTINENTAL HOCKEY LEAGUE (KHL) REGULAR SEASON**

Skater	Team	Pos.	GP	G	A	PTS	+ / -	PIM	Draft
GONCHAROV, Maxim	Salavat Yulaev	D	47	3	8	11	1	61	2007 (5/123)
GONCHAROV, Maxim	Avangard	D	3	0	0	0		6	2007 (5/123)

**SWEDISH LEAGUES REGULAR SEASON**

Skater	Team	Pos.	GP	G	A	PTS	+ / -	PIM	Draft
KARLSSON, Anton	Frolunda (J20)	RW	8	1	2	3	2	2	2014 (3/87)
KARLSSON, Anton	BIK Karlskoga	RW	3	1	1	2	3	0	2014 (3/87)
KARLSSON, Anton	Frölunda HC (SHL)	RW	19	0	2	2	3	2	2014 (3/87)
KARLSSON, Anton	Leksands IF	RW	21	2	6	8	0	6	2014 (3/87)
KARLSSON, Anton	Sweden (U20)	RW	16	1	1	2	0	16	2014 (3/87)
WESTLUND, David	Karlskrona HK J20	D	5	1	0	1	-5	2	2014 (6/163)
WESTLUND, David	Karlskrona HK	D	9	1	0	1	-3	4	2014 (6/163)
LOOKE, Jens	Brynäs J20	RW	10	6	8	14	9	4	2015 (3/83)
LOOKE, Jens	Almtuna IS	RW	30	3	8	11	-2	2	2015 (3/83)
LOOKE, Jens	Sweden (U20)	RW	16	3	4	7	4	0	2015 (3/83)
LOOKE, Jens	Brynäs IF	RW	5	0	0	0	0	2	2015 (3/83)

Goaltender	Team	GP	GAA	SV%	Record	SO	GA	MIN	Draft
KALLGREN, Erik	IK Oskarshamn	20	2.77	.896	9-10-0	1	53	1149	2015 (7/183)

**WORLD JUNIORS CHAMPIONSHIP**

Skater	Team	Pos.	GP	G	A	PTS	+ / -	PIM	Draft
DVORAK, Christian	USA	C	7	3	5	8	8	0	2014 (2/58)
STROME, Dylan	Canada	C	5	4	2	6	1	4	2015 (1/3)
LOOKE, Jens	Sweden	RW	7	1	3	4	2	0	2015 (3/83)
MACINNIS, RYAN	USA	C	7	0	3	3	2	2	2014 (2/43)
KARLSSON, Anton	Sweden	RW	7	1	0	1	2	12	2014 (3/87)
PERLINI, Brendan	Canada	LW	5	0	0	0	-2	6	2014 (1/12)



## WESTERN CONFERENCE

## CENTRAL DIVISION

TEAM	OVERALL	HOME	ROAD
Chicago Blackhawks	0-2-1	0-1-1	0-1-0
Colorado Avalanche	2-1-0	1-0-0	1-1-0
Dallas Stars	2-1-0	2-0-0	0-1-0
Minnesota Wild	2-1-0	1-1-0	1-0-0
Nashville Predators	1-1-1	1-0-0	0-1-1
St. Louis Blues	0-3-0	0-1-0	0-2-0
Winnipeg Jets	1-2-0	1-0-0	0-2-0
<b>Overall</b>	<b>8-11-2</b>	<b>6-3-1</b>	<b>2-8-12</b>

## PACIFIC DIVISION

TEAM	OVERALL	HOME	ROAD
Anaheim Ducks	3-2-0	1-1-0	2-1-0
Calgary Flames	4-1-0	2-1-0	2-0-0
Edmonton Oilers	4-0-1	3-0-0	1-0-1
Los Angeles Kings	3-1-1	1-1-1	2-0-0
San Jose Sharks	1-4-0	1-1-0	0-3-0
Vancouver Canucks	1-2-1	0-2-0	1-0-1
<b>Overall</b>	<b>16-10-3</b>	<b>8-6-1</b>	<b>8-4-2</b>

<b>VS. WESTERN CONFERENCE</b>	<b>24-21-5</b>	<b>14-9-2</b>	<b>10-12-3</b>
-------------------------------	----------------	---------------	----------------



## EASTERN CONFERENCE

## ATLANTIC DIVISION

TEAM	OVERALL	HOME	ROAD
Boston Bruins	0-2-0	0-1-0	0-1-0
Buffalo Sabres	0-2-0	0-1-0	0-1-0
Detroit Red Wings	0-1-1	0-0-1	0-1-0
Florida Panthers	1-1-0	1-0-0	0-1-0
Montreal Canadiens	2-0-0	1-0-0	1-0-0
Ottawa Senators	2-0-0	1-0-0	1-0-0
Tampa Bay Lightning	0-2-0	0-1-0	0-1-0
Toronto Maple Leafs	2-0-0	1-0-0	1-0-0
<b>Overall</b>	<b>7-8-1</b>	<b>4-3-1</b>	<b>3-5-0</b>

## METROPOLITAN DIVISION

TEAM	OVERALL	HOME	ROAD
Carolina Hurricanes	0-1-1	0-0-1	0-1-0
Columbus Blue Jackets	0-2-0	0-1-0	0-1-0
New Jersey Devils	0-1-1	0-1-0	0-0-1
New York Islanders	1-1-0	1-0-0	0-1-0
New York Rangers	0-2-0	0-1-0	0-1-0
Philadelphia Flyers	1-1-0	1-0-0	0-1-0
Pittsburgh Penguins	1-1-0	1-0-0	0-1-0
Washington Capitals	1-1-0	1-0-0	0-1-0
<b>Overall</b>	<b>4-10-2</b>	<b>4-3-1</b>	<b>0-7-1</b>

<b>VS. EASTERN CONFERENCE</b>	<b>11-18-3</b>	<b>8-6-2</b>	<b>3-12-1</b>
-------------------------------	----------------	--------------	---------------





## ANAHEIM DUCKS

2015-16 SEASON SERIES - Won: 3 Lost: 2 OT: 0

AT ARIZONA	COYOTES	DUCKS	ATTEND	GOALTENDERS	W. GOAL
Mar 03 '16	Coyotes 1	Ducks 5	11,999	Louis Domingue, Niklas Treutle vs Frederik Andersen	Rickard Rakell
Nov 25 '15	Coyotes 4	Ducks 2	11,578	Mike Smith vs John Gibson	Anthony Duclair
AT ANAHEIM	COYOTES	DUCKS	ATTEND	GOALTENDERS	W. GOAL
Feb 05 '16	Coyotes 2	Ducks 5	17,342	Anders Lindback vs Frederik Andersen	Corey Perry
Nov 09 '15 *	Coyotes 4	Ducks 3	13,864	Anders Lindback vs Frederik Andersen	Mikkel Boedker
Oct 14 '15	Coyotes 4	Ducks 0	15,172	Mike Smith vs Anton Khudobin, Frederik Andersen	Anthony Duclair

\* - Overtime \*\* - Shootout

## LAST TIME VS THE DUCKS...

Last Home Win: November 25, 2015 (4-2)  
 Last Home Loss: March 3, 2016 (5-1)  
 Last Home Tie: February 23, 2004 (1-1)  
 Last Road Win: November 9, 2015 (4-3 OT)  
 Last Road Loss: February 5, 2016 (5-2)  
 Last Road Tie: November 27, 2002 (2-2)

## INDIVIDUAL SCORING

COYOTES														DUCKS													
Player	GP	G	A	P	+/	PIM	PP	SH	GW	GT	EN	S	S%	Player	GP	G	A	P	+/-	PIM	PP	SH	GW	GT	EN	S	S%
Max Domi	5	3	4	7	2	17	0	0	0	0	0	10	30.0	Ryan Kesler	5	2	5	7	1	2	1	0	0	0	0	12	16.7
Anthony Duclair	5	6	0	6	1	4	3	0	2	0	0	11	54.5	Sami Vatanen	5	2	5	7	0	2	1	0	0	0	0	13	15.4
Mikkel Boedker	4	1	3	4	2	2	0	0	1	0	0	9	11.1	Corey Perry	5	2	3	5	-2	4	1	0	1	0	0	7	28.6
Martin Hanzal	5	0	4	4	-1	8	0	0	0	0	0	10	0.0	Hampus Lindholm	5	1	2	3	1	0	0	0	0	0	0	17	5.9
Antoine Vermette	4	2	1	3	0	4	1	0	0	0	1	10	20.0	Patrick Maroon	4	1	2	3	-2	2	1	0	0	0	0	5	20.0
Tobias Rieder	5	1	1	2	-1	2	0	0	0	0	0	7	14.3	Rickard Rakell	4	1	2	3	0	2	1	0	1	0	0	8	12.5
Shane Doan	4	1	1	2	-1	2	1	0	0	0	0	9	11.1	Andrew Cogliano	5	1	1	2	0	2	0	0	0	0	0	9	11.1
Oliver Ekman-Larsson	5	0	2	2	2	6	0	0	0	0	0	13	0.0	Cam Fowler	5	1	1	2	-4	7	1	0	0	0	0	13	7.7
Michael Stone	5	1	0	1	3	6	0	0	0	0	0	14	7.1	Jamie McGinn	1	1	1	2	2	0	0	0	0	0	0	2	50.0
Kyle Chipchura	5	0	1	1	0	2	0	0	0	0	0	3	0.0	Kevin Bieksa	5	0	2	2	-1	8	0	0	0	0	0	7	0.0
Connor Murphy	5	0	1	1	-2	4	0	0	0	0	0	8	0.0	Josh Manson	5	1	0	1	1	4	0	0	0	0	0	10	10.0
Brad Richardson	5	0	1	1	0	11	0	0	0	0	0	9	0.0	Mike Santorelli	5	1	0	1	-2	0	0	0	0	0	0	5	20.0
Zbynek Michalek	4	0	1	1	1	2	0	0	0	0	0	1	0.0	Chris Stewart	4	1	0	1	-1	2	1	0	0	0	0	5	20.0
Dustin Jeffrey	2	0	1	1	3	0	0	0	0	0	0	2	0.0	Ryan Getzlaf	4	0	1	1	-2	2	0	0	0	0	0	10	0.0
Jordan Martinook	5	0	0	0	1	2	0	0	0	0	0	4	0.0	Clayton Stoner	3	0	1	1	1	2	0	0	0	0	0	3	0.0
Klas Dahlbeck	3	0	0	0	2	2	0	0	0	0	0	2	0.0	Jakob Silfverberg	5	0	0	0	-1	0	0	0	0	0	0	14	0.0
Steve Downie	3	0	0	0	-1	0	0	0	0	0	0	4	0.0	Carl Hagelin	3	0	0	0	-1	2	0	0	0	0	0	6	0.0
Boyd Gordon	3	0	0	0	1	0	0	0	0	0	0	5	0.0	Shawn Horcoff	3	0	0	0	-1	4	0	0	0	0	0	3	0.0
Nicklas Grossmann	3	0	0	0	1	2	0	0	0	0	0	1	0.0	Simon Despres	2	0	0	0	-1	0	0	0	0	0	0	4	0.0
Kevin Connauton	2	0	0	0	-2	0	0	0	0	0	0	4	0.0	Ryan Garbutt	2	0	0	0	1	7	0	0	0	0	0	3	0.0
Viktor Tikhonov	2	0	0	0	-1	2	0	0	0	0	0	0	0.0	David Perron	2	0	0	0	1	2	0	0	0	0	0	2	0.0
Jarred Tinordi	2	0	0	0	-2	5	0	0	0	0	0	1	0.0	Nick Ritchie	2	0	0	0	0	25	0	0	0	0	0	2	0.0
Craig Cunningham	1	0	0	0	1	0	0	0	0	0	0	4	0.0	Nate Thompson	2	0	0	0	1	2	0	0	0	0	0	1	0.0
Stefan Elliott	1	0	0	0	0	0	0	0	0	0	0	2	0.0	Max Friberg	1	0	0	0	0	2	0	0	0	0	0	0	0.0
Sergei Plotnikov	1	0	0	0	0	0	0	0	0	0	0	1	0.0	Stefan Noesen	1	0	0	0	0	0	0	0	0	0	0	0	0.0
Jiri Sekac	1	0	0	0	0	0	0	0	0	0	0	0	0.0	Jiri Sekac	1	0	0	0	0	0	0	0	0	0	0	1	0.0
														Chris Wagner	1	0	0	0	0	0	0	0	0	0	0	4	0.0

POWER PLAY: 5-25 20.0% / PENALTY KILLING: 17-24 70.8%

POWER PLAY: 7-24 29.2% / PENALTY KILLING: 20-25 80.0%

## GOALTENDING

COYOTES										DUCKS									
Goalie	GP	Min	W-L-OT	SO	GA	SA	SV	GAA	SV%	Goalie	GP	Min	W-L-OT	SO	GA	SA	SV	GAA	SV%
Mike Smith	2	120	2-0-0	1	2	68	66	1.00	.971	Frederik Andersen	4	228	2-0-1	0	8	102	94	2.11	.922
Anders Lindback	2	121	1-1-0	0	8	77	69	3.97	.896	John Gibson	1	60	0-1-0	0	3	33	30	3.01	.909
Louis Domingue	1	20	0-0-0	0	0	5	5	0.00	1.000	Anton Khudobin	1	13	0-1-0	0	3	8	5	13.97	.625
Niklas Treutle	1	40	0-1-0	0	5	16	11	7.54	.688										

## GOALS BY PERIOD

COYOTES					DUCKS				
1	2	3	OT	TOT	1	2	3	OT	TOT
5	7	2	1	15	4	5	6	0	15

## SHOTS BY PERIOD

COYOTES					DUCKS				
1	2	3	OT	TOT	1	2	3	OT	TOT
37	53	53	1	144	50	56	59	1	166

SEE RECORDS SECTION FOR "ALL TIME VS THE DUCKS" BREAKDOWN



## BOSTON BRUINS

2015-16 SEASON SERIES - Won: 0 Lost: 2 OT: 0

AT ARIZONA	COYOTES	BRUINS	ATTEND	GOALTENDERS	W. GOAL
Oct 17 '15	Coyotes 3	Bruins 5	13,411	Mike Smith vs Tuukka Rask	Patrice Bergeron

AT BOSTON	COYOTES	BRUINS	ATTEND	GOALTENDERS	W. GOAL
Oct 27 '15	Coyotes 0	Bruins 6	17,565	Mike Smith vs Tuukka Rask	David Krejci

\* - Overtime \*\* - Shootout



## LAST TIME VS THE BRUINS...

Last Home Win: October 19, 2009 (4-1)  
 Last Home Loss: October 17, 2015 (5-3)  
 Last Home Tie: October 16, 2001 (1-1)  
 Last Road Win: October 9, 2010 (5-2)  
 Last Road Loss: October 27, 2015 (6-0)  
 Last Road Tie: November 30, 2003 (3-3)

## INDIVIDUAL SCORING

## COYOTES

Player	GP	G	A	P	+/-	PIM	PP	SH	GW	GT	EN	S	S%
Shane Doan	2	1	2	3	-2	2	0	0	0	0	0	3	33.3
Kyle Chipchura	2	1	0	1	-2	2	0	0	0	0	0	5	20.0
Tobias Rieder	2	1	0	1	-2	2	1	0	0	0	0	10	10.0
Oliver Ekman-Larsson	2	0	1	1	-2	4	0	0	0	0	0	4	0.0
Michael Stone	2	0	1	1	-2	0	0	0	0	0	0	3	0.0
Mikkel Boedker	2	0	0	0	-1	0	0	0	0	0	0	2	0.0
Klas Dahlbeck	2	0	0	0	-1	2	0	0	0	0	0	2	0.0
Max Domi	2	0	0	0	-3	0	0	0	0	0	0	4	0.0
Steve Downie	2	0	0	0	-1	10	0	0	0	0	0	2	0.0
Anthony Duclair	2	0	0	0	-2	0	0	0	0	0	0	0	0.0
Boyd Gordon	2	0	0	0	0	0	0	0	0	0	0	0	0.0
Nicklas Grossmann	2	0	0	0	-1	0	0	0	0	0	0	0	0.0
Zbynek Michalek	2	0	0	0	-3	0	0	0	0	0	0	1	0.0
Brad Richardson	2	0	0	0	-1	2	0	0	0	0	0	0	0.0
Stefan Elliott	1	0	0	0	-1	0	0	0	0	0	0	3	0.0
Tyler Gaudet	1	0	0	0	-1	0	0	0	0	0	0	1	0.0
Martin Hanzal	1	0	0	0	0	4	0	0	0	0	0	1	0.0
Jordan Martinook	1	0	0	0	-1	0	0	0	0	0	0	2	0.0
Connor Murphy	1	0	0	0	0	0	0	0	0	0	0	2	0.0
John Scott	1	0	0	0	0	12	0	0	0	0	0	1	0.0
Antoine Vermette	1	0	0	0	0	0	0	0	0	0	0	0	0.0
Joe Vitale	1	0	0	0	1	5	0	0	0	0	0	1	0.0

POWER PLAY: 1-7 14.3% / PENALTY KILLING: 6-10 60.0%

## BRUINS

Player	GP	G	A	P	+/-	PIM	PP	SH	GW	GT	EN	S	S%
David Krejci	2	3	2	5	3	0	1	0	1	0	0	10	30.0
Patrice Bergeron	2	2	2	4	2	0	2	0	1	0	0	10	20.0
Brad Marchand	2	2	1	3	2	0	1	1	0	0	0	10	20.0
Jimmy Hayes	2	1	2	3	1	0	0	0	0	0	0	4	25.0
Loui Eriksson	2	0	3	3	2	0	0	0	0	0	0	2	0.0
Torey Krug	2	0	3	3	0	0	0	0	0	0	0	7	0.0
Matt Beleskey	2	0	2	2	2	0	0	0	0	0	0	1	0.0
Ryan Spooner	2	0	2	2	-1	0	0	0	0	0	0	4	0.0
Tyler Randell	2	1	0	1	0	0	0	0	0	0	0	3	33.3
Brett Connolly	1	1	0	1	2	0	0	0	0	0	0	1	100.0
Joe Morrow	1	1	0	1	2	0	0	0	0	0	0	1	100.0
Zdeno Chara	2	0	1	1	3	2	0	0	0	0	0	5	0.0
Colin Miller	2	0	1	1	3	4	0	0	0	0	0	4	0.0
Kevan Miller	2	0	1	1	0	5	0	0	0	0	0	2	0.0
Tommy Cross	1	0	1	1	0	0	0	0	0	0	0	0	0.0
Chris Kelly	2	0	0	0	0	0	0	0	0	0	0	1	0.0
Joonas Kemppainen	2	0	0	0	1	0	0	0	0	0	0	1	0.0
Adam McQuaid	2	0	0	0	2	6	0	0	0	0	0	1	0.0
David Pastrnak	2	0	0	0	0	0	0	0	0	0	0	3	0.0
Zac Rinaldo	1	0	0	0	0	0	0	0	0	0	0	0	0.0

POWER PLAY: 4-10 40.0% / PENALTY KILLING: 6-7 85.7%

## GOALTENDING

## COYOTES

Goalie	GP	Min	W-L-OT	SO	GA	SA	SV	GAA	SV%
Mike Smith	2	119	0-2-0	0	11	70	59	5.54	.843

## BRUINS

Goalie	GP	Min	W-L-OT	SO	GA	SA	SV	GAA	SV%
Tuukka Rask	2	120	2-0-0	1	3	47	44	1.50	.936

## GOALS BY PERIOD

COYOTES					BRUINS				
1	2	3	OT	TOT	1	2	3	OT	TOT
1	0	2	0	3	1	4	6	0	11

## SHOTS BY PERIOD

COYOTES					BRUINS				
1	2	3	OT	TOT	1	2	3	OT	TOT
14	16	18	0	48	23	30	17	0	70

SEE RECORDS SECTION FOR "ALL TIME VS THE BRUINS" BREAKDOWN



## BUFFALO SABRES

2015-16 SEASON SERIES - Won: 0 Lost: 2 OT: 0

## LAST TIME VS THE SABRES...

Last Home Win: January 21, 2008 (6-2)  
 Last Home Loss: January 18, 2016 (2-1)  
 Last Home Tie: February 26, 1982 (4-4)  
 Last Road Win: March 26, 2015 (4-3 OT)  
 Last Road Loss: December 4, 2015 (5-2)  
 Last Road Tie: October 11, 1999 (2-2)

AT ARIZONA	COYOTES	SABRES	ATTEND	GOALTENDERS	W. GOAL
Jan 18 '16	Coyotes 1	Sabres 2	11,134	Louis Domingue vs Chad Johnson	Jamie McGinn

AT BUFFALO	COYOTES	SABRES	ATTEND	GOALTENDERS	W. GOAL
Dec 4 '15	Coyotes 2	Sabres 5	18, 204	Mike Smith vs Chad Johnson	Evander Kane

\* - Overtime \*\* - Shootout

## INDIVIDUAL SCORING

COYOTES														SABRES													
Player	GP	G	A	P	+/	PIM	PP	SH	GW	GT	EN	S	S%	Player	GP	G	A	P	+/-	PIM	PP	SH	GW	GT	EN	S	S%
Max Domi	2	2	0	2	0	0	0	0	0	0	0	3	66.7	Jack Eichel	2	1	2	3	1	0	1	0	0	0	0	6	16.7
Antoine Vermette	2	1	0	1	-1	10	0	0	0	0	0	4	25.0	Rasmus Ristolainen	2	0	3	3	0	10	0	0	0	0	0	0	0.0
Martin Hanzal	2	0	1	1	-1	2	0	0	0	0	0	4	0.0	Evander Kane	2	2	0	2	2	2	0	1	1	0	1	9	22.2
Tobias Rieder	2	0	1	1	-2	0	0	0	0	0	0	5	0.0	Jamie McGinn	2	2	0	2	0	2	1	0	1	0	0	3	66.7
Shane Doan	1	0	1	1	1	12	0	0	0	0	0	1	0.0	Ryan O'Reilly	2	0	2	2	1	0	0	0	0	0	0	3	0.0
Stefan Elliott	1	0	1	1	0	0	0	0	0	0	0	1	0.0	Marcus Foligno	2	1	0	1	0	2	0	0	0	0	0	2	50.0
Mikkel Boedker	2	0	0	0	0	0	0	0	0	0	0	4	0.0	Sam Reinhart	2	1	0	1	2	0	0	0	0	0	0	9	11.1
Kyle Chipchura	2	0	0	0	0	2	0	0	0	0	0	0	0.0	Cody Franson	2	0	1	1	1	0	0	0	0	0	0	1	0.0
Anthony Duclair	2	0	0	0	-3	4	0	0	0	0	0	0	0.0	David Legwand	2	0	1	1	-1	0	0	0	0	0	0	0	0.0
Oliver Ekman-Larsson	2	0	0	0	-4	10	0	0	0	0	0	10	0.0	Carlo Colaiacovo	1	0	1	1	1	0	0	0	0	0	0	1	0.0
Boyd Gordon	2	0	0	0	0	0	0	0	0	0	0	1	0.0	Nicolas Deslauriers	1	0	1	1	-1	0	0	0	0	0	0	0	0.0
Nicklas Grossmann	2	0	0	0	1	0	0	0	0	0	0	0	0.0	Zemgus Girgensons	1	0	1	1	0	0	0	0	0	0	0	5	0.0
Jordan Martinook	2	0	0	0	0	0	0	0	0	0	0	3	0.0	Josh Gorges	1	0	1	1	1	0	0	0	0	0	0	1	0.0
Zbynek Michalek	2	0	0	0	-1	0	0	0	0	0	0	3	0.0	Zach Bogosian	2	0	0	0	1	17	0	0	0	0	0	2	0.0
Brad Richardson	2	0	0	0	-1	0	0	0	0	0	0	1	0.0	Brian Gionta	2	0	0	0	1	0	0	0	0	0	0	3	0.0
Michael Stone	2	0	0	0	0	0	0	0	0	0	0	4	0.0	Johan Larsson	2	0	0	0	0	2	0	0	0	0	0	3	0.0
Kevin Connauton	1	0	0	0	0	0	0	0	0	0	0	1	0.0	Jake McCabe	2	0	0	0	1	4	0	0	0	0	0	2	0.0
Klas Dahlbeck	1	0	0	0	0	0	0	0	0	0	0	0	0.0	Matt Moulson	2	0	0	0	0	0	0	0	0	0	0	5	0.0
Steve Downie	1	0	0	0	-1	2	0	0	0	0	0	0	0.0	Mark Pysyk	1	0	0	0	0	0	0	0	0	0	0	0	0.0
Connor Murphy	1	0	0	0	1	2	0	0	0	0	0	1	0.0	Tim Schaller	1	0	0	0	0	2	0	0	0	0	0	1	0.0
John Scott	1	0	0	0	0	0	0	0	0	0	0	0	0.0	Phil Varone	1	0	0	0	0	0	0	0	0	0	0	0	0.0
Viktor Tikhonov	1	0	0	0	0	0	0	0	0	0	0	1	0.0	Mike Weber	1	0	0	0	-1	0	0	0	0	0	0	0	0.0

POWER PLAY: 0-8 0.0% / PENALTY KILLING: 3-5 60.0%

POWER PLAY: 2-5 40.0% / PENALTY KILLING: 8-8 100.0%

## GOALTENDING

COYOTES										SABRES									
Goalie	GP	Min	W-L-OT	SO	GA	SA	SV	GAA	SV%	Goalie	GP	Min	W-L-OT	SO	GA	SA	SV	GAA	SV%
Louis Domingue	1	58	0-1-0	0	2	28	26	2.06	.929	Chad Johnson	2	120	2-0-0	0	3	47	44	1.50	.936
Mike Smith	1	59	0-1-0	0	4	27	23	4.04	.852										

## GOALS BY PERIOD

COYOTES					SABRES				
1	2	3	OT	TOT	1	2	3	OT	TOT
1	0	2	0	3	0	4	3	0	7

## SHOTS BY PERIOD

COYOTES					SABRES				
1	2	3	OT	TOT	1	2	3	OT	TOT
18	14	15	0	47	16	25	15	0	56

SEE RECORDS SECTION FOR "ALL TIME VS THE SABRES" BREAKDOWN



# 2016-17 ARIZONA COYOTES

## CALGARY FLAMES

2015-16 SEASON SERIES - Won: 4 Lost: 1 OT: 0

AT ARIZONA	COYOTES	FLAMES	ATTEND	GOALTENDERS	W. GOAL
Mar 28 '16	Coyotes 2	Flames 5	14,347	Louis Domingue vs Joni Ortio	Sean Monahan
Feb 12 '16	Coyotes 4	Flames 1	13,643	Louis Domingue vs Jonas Hiller	Oliver Ekman-Larsson
Nov 27 '15 *	Coyotes 2	Flames 1	11,495	Mike Smith vs Karri Ramo	Oliver Ekman-Larsson

AT CALGARY	COYOTES	FLAMES	ATTEND	GOALTENDERS	W. GOAL
Mar 11 '16	Coyotes 2	Flames 1	19,289	Louis Domingue vs Joni Ortio	Antoine Vermette
Jan 07 '16	Coyotes 2	Flames 1	19,272	Louis Domingue vs Karri Ramo	Martin Hanzal

\* - Overtime \*\* - Shootout



### LAST TIME VS THE FLAMES...

Last Home Win: February 12, 2016 (4-1)  
 Last Home Loss: March 28, 2016 (5-2)  
 Last Home Tie: February 2, 1999 (2-2)  
 Last Road Win: March 11, 2016 (4-1)  
 Last Road Loss: April 7, 2015 (3-2)  
 Last Road Tie: October 24, 2000 (2-2)

### INDIVIDUAL SCORING

#### COYOTES

Player	GP	G	A	P	+/-	PIM	PP	SH	GW	GT	EN	S	S%
Anthony Duclair	5	3	2	5	1	4	3	0	0	0	0	12	25.0
Oliver Ekman-Larsson	4	3	2	5	0	4	2	0	2	0	0	11	27.3
Martin Hanzal	5	2	3	5	1	4	0	0	1	0	0	10	20.0
Shane Doan	3	2	3	5	2	0	1	0	0	0	0	15	13.3
Brad Richardson	5	2	1	3	1	2	0	0	0	0	1	14	14.3
Max Domi	5	0	3	3	1	4	0	0	0	0	0	11	0.0
Antoine Vermette	5	1	1	2	-2	2	1	0	1	0	0	10	10.0
Michael Stone	4	0	2	2	0	4	0	0	0	0	0	1	0.0
Mikkel Boedker	3	0	2	1	2	1	0	0	0	0	0	9	0.0
Boyd Gordon	4	1	0	1	1	0	0	1	0	0	0	2	50.0
Jordan Martinook	5	0	1	1	1	2	0	0	0	0	0	8	0.0
Tobias Rieder	5	0	1	1	-1	0	0	0	0	0	0	6	0.0
Kevin Connauton	3	0	1	1	-1	4	0	0	0	0	0	2	0.0
Alex Tanguay	2	0	1	1	-3	2	0	0	0	0	0	1	0.0
Stefan Elliott	1	0	1	1	1	0	0	0	0	0	0	0	0.0
Klas Dahlbeck	5	0	0	0	2	0	0	0	0	0	0	4	0.0
Nicklas Grossmann	5	0	0	0	1	2	0	0	0	0	0	3	0.0
Connor Murphy	5	0	0	0	-1	8	0	0	0	0	0	8	0.0
Zbynek Michalek	4	0	0	0	3	0	0	0	0	0	0	2	0.0
Kyle Chipchura	3	0	0	0	0	2	0	0	0	0	0	2	0.0
Viktor Tikhonov	3	0	0	0	-1	2	0	0	0	0	0	1	0.0
Sergei Plotnikov	2	0	0	0	0	0	0	0	0	0	0	2	0.0
Craig Cunningham	1	0	0	0	0	0	0	0	0	0	0	2	0.0
Tyler Gaudet	1	0	0	0	1	0	0	0	0	0	0	0	0.0
Dustin Jeffrey	1	0	0	0	0	0	0	0	0	0	0	1	0.0
Jiri Sekac	1	0	0	0	-2	10	0	0	0	0	0	2	0.0

POWER PLAY: 7-20 35.0% / PENALTY KILLING: 16-20 80.0

#### FLAMES

Player	GP	G	A	P	+/-	PIM	PP	SH	GW	GT	EN	S	S%
Mark Giordano	5	1	3	4	-3	2	1	0	0	0	0	10	10.0
Sean Monahan	5	1	3	4	-4	2	1	0	1	0	0	9	11.1
Joe Colborne	5	2	1	3	1	2	0	0	0	0	1	7	28.6
Sam Bennett	4	2	0	2	1	2	0	0	0	0	0	7	28.6
TJ Brodie	4	1	1	2	2	6	1	0	0	0	0	3	33.3
Johnny Gaudreau	4	1	1	2	-3	2	1	0	0	0	0	11	9.1
Micheal Ferland	5	0	2	2	2	6	0	0	0	0	0	3	0.0
Mikael Backlund	5	1	0	1	0	2	0	1	0	0	0	9	11.1
Dougie Hamilton	5	0	1	1	-2	0	0	0	0	0	0	11	0.0
Michael Frolik	4	0	1	1	1	2	0	0	0	0	0	5	0.0
Jiri Hudler	2	0	1	1	-1	0	0	0	0	0	0	4	0.0
Jakub Nakladal	2	0	1	1	1	2	0	0	0	0	0	4	0.0
Derek Grant	1	0	1	1	1	0	0	0	0	0	0	2	0.0
Hunter Shinkaruk	1	0	1	1	0	0	0	0	0	0	0	0	0.0
Deryk Engelland	5	0	0	0	2	10	0	0	0	0	0	4	0.0
Matt Stajan	5	0	0	0	0	16	0	0	0	0	0	3	0.0
Lance Bouma	4	0	0	0	0	10	0	0	0	0	0	2	0.0
Josh Jooris	4	0	0	0	0	2	0	0	0	0	0	9	0.0
Brandon Bollig	3	0	0	0	0	0	0	0	0	0	0	1	0.0
Kris Russell	3	0	0	0	-2	4	0	0	0	0	0	3	0.0
Dennis Wideman	3	0	0	0	-2	0	0	0	0	0	0	4	0.0
Markus Granlund	2	0	0	0	-1	0	0	0	0	0	0	1	0.0
David Jones	2	0	0	0	0	0	0	0	0	0	0	4	0.0
Kenny Agostino	1	0	0	0	-1	0	0	0	0	0	0	1	0.0
Garnet Hathaway	1	0	0	0	-1	0	0	0	0	0	0	2	0.0
Jyrki Jokipakka	1	0	0	0	0	2	0	0	0	0	0	1	0.0
Brett Kulak	1	0	0	0	0	0	0	0	0	0	0	2	0.0
Emile Poirier	1	0	0	0	0	2	0	0	0	0	0	2	0.0
Mason Raymond	1	0	0	0	-1	2	0	0	0	0	0	1	0.0
Ladislav Smid	1	0	0	0	0	0	0	0	0	0	0	0	0.0

POWER PLAY: 4-20 20.0% / PENALTY KILLING: 13-20 65.0%

### GOALTENDING

#### COYOTES

Goalie	GP	Min	W-L-OT	SO	GA	SA	SV	GAA	SV%
Louis Domingue	4	238	3-1-0	0	7	98	91	1.76	.929
Mike Smith	1	64	1-0-0	0	1	26	25	0.93	.962

#### FLAMES

Goalie	GP	Min	W-L-OT	SO	GA	SA	SV	GAA	SV%
Joni Ortio	2	119	1-1-0	0	5	49	44	2.52	.898
Karri Ramo	2	123	0-1-1	0	4	54	50	1.95	.926
Jonas Hiller	1	60	0-1-0	0	4	35	31	4.01	.886

### GOALS BY PERIOD

COYOTES					FLAMES				
1	2	3	OT	TOT	1	2	3	OT	TOT
2	6	5	1	14	2	4	3	0	9

### SHOTS BY PERIOD

COYOTES					FLAMES				
1	2	3	OT	TOT	1	2	3	OT	TOT
43	51	42	3	139	43	45	36	1	125

SEE RECORDS SECTION FOR "ALL TIME VS THE FLAMES" BREAKDOWN



## CAROLINA HURRICANES

2015-16 SEASON SERIES - Won: 0 Lost: 1 OT: 1

## LAST TIME VS THE HURRICANES...

Last Home Win: December 3, 2005 (8-4)  
 Last Home Loss: December 12, 2015 (5-4, OT)  
 Last Home Tie: March 15, 1999 (5-5)  
 Last Road Win: October 13, 2013 (5-3)  
 Last Road Loss: December 6, 2015 (5-4)  
 Last Road Tie: December 5, 1997 (2-2)

AT ARIZONA	COYOTES	HURRICANES	ATTEND	GOALTENDERS	W. GOAL
Dec 12 '15 *	Coyotes 4	Hurricanes 5	12,668	Anders Lindback vs Eddie Lack	Victor Rask

AT CAROLINA	COYOTES	HURRICANES	ATTEND	GOALTENDERS	W. GOAL
Dec 06 '15	Coyotes 4	Hurricanes 5	9,021	Anders Lindback vs Cam Ward	Justin Faulk

\* - Overtime \*\* - Shootout

## INDIVIDUAL SCORING

## COYOTES

Player	GP	G	A	P	+/-	PIM	PP	SH	GW	GT	EN	S	S%
Anthony Duclair	2	2	2	4	1	0	0	0	0	0	0	3	66.7
Stefan Elliott	2	1	1	2	3	0	0	0	0	0	0	5	20.0
Nicklas Grossmann	2	1	1	2	4	0	0	0	0	0	0	2	50.0
Max Domi	2	0	2	2	-1	0	0	0	0	0	0	2	0.0
Kyle Chipchura	2	1	0	1	0	0	0	0	0	0	0	1	100.0
Tobias Rieder	2	1	0	1	0	0	0	0	0	0	0	5	20.0
Antoine Vermette	2	1	0	1	0	2	1	0	0	0	0	2	50.0
Connor Murphy	1	1	0	1	2	0	0	0	0	0	0	1	100.0
Mikkel Boedker	2	0	1	1	-2	2	0	0	0	0	0	3	0.0
Oliver Ekman-Larsson	2	0	1	1	-1	0	0	0	0	0	0	3	0.0
Jordan Martinook	2	0	1	1	1	2	0	0	0	0	0	2	0.0
Brad Richardson	2	0	1	1	2	0	0	0	0	0	0	2	0.0
Viktor Tikhonov	1	0	1	1	3	0	0	0	0	0	0	1	0.0
Klas Dahlbeck	2	0	0	0	-3	0	0	0	0	0	0	3	0.0
Steve Downie	2	0	0	0	0	2	0	0	0	0	0	2	0.0
Boyd Gordon	2	0	0	0	-1	0	0	0	0	0	0	0	0.0
Michael Stone	2	0	0	0	-2	2	0	0	0	0	0	10	0.0
Shane Doan	1	0	0	0	2	2	0	0	0	0	0	1	0.0
Martin Hanzal	1	0	0	0	-3	2	0	0	0	0	0	2	0.0
Zbynek Michalek	1	0	0	0	-2	0	0	0	0	0	0	1	0.0
John Scott	1	0	0	0	0	0	0	0	0	0	0	1	0.0

POWER PLAY: 1-6 16.7% / PENALTY KILLING: 4-7 57.1%

## HURRICANES

Player	GP	G	A	P	+/-	PIM	PP	SH	GW	GT	EN	S	S%
Elias Lindholm	2	0	4	4	2	0	0	0	0	0	0	3	0.0
Justin Faulk	2	2	1	3	2	2	2	0	1	0	0	4	50.0
Kris Versteeg	2	2	1	3	1	2	0	0	0	0	0	6	33.3
Victor Rask	2	1	2	3	0	0	0	0	1	0	0	3	33.3
Ron Hainsey	2	1	1	2	3	0	0	0	0	0	0	4	25.0
Andrej Nestrasil	2	1	1	2	-1	0	1	0	0	0	0	1	100.0
Eric Staal	2	1	1	2	1	0	0	0	0	0	0	8	12.5
Phillip Di Giuseppe	2	1	0	1	-2	2	0	0	0	0	0	3	33.3
Jay McClement	2	1	0	1	0	0	0	0	0	0	0	2	50.0
Noah Hanifin	2	0	1	1	0	0	0	0	0	0	0	3	0.0
Joakim Nordstrom	2	0	1	1	-1	0	0	0	0	0	0	0	0.0
Brett Pesce	2	0	1	1	-3	0	0	0	0	0	0	4	0.0
Jeff Skinner	2	0	1	1	-1	0	0	0	0	0	0	6	0.0
Jacob Slavin	2	0	1	1	-2	0	0	0	0	0	0	1	0.0
Jordan Staal	2	0	1	1	-2	0	0	0	0	0	0	0	0.0
John-Michael Liles	2	0	0	0	-1	0	0	0	0	0	0	2	0.0
Brad Malone	2	0	0	0	1	2	0	0	0	0	0	1	0.0
Brock McGinn	1	0	0	0	1	0	0	0	0	0	0	0	0.0
Chris Terry	1	0	0	0	0	4	0	0	0	0	0	0	0.0

POWER PLAY: 3-7 42.9% / PENALTY KILLING: 5-6 83.3%

## GOALTENDING

## COYOTES

Goalie	GP	Min	W-L-OT	SO	GA	SA	SV	GAA	SV%
Anders Lindback	2	120	0-1-1	0	10	51	41	5.02	.804

## HURRICANES

Goalie	GP	Min	W-L-OT	SO	GA	SA	SV	GAA	SV%
Eddie Lack	1	61	1-0-0	0	4	29	25	3.94	.862
Cam Ward	1	60	1-0-0	0	4	23	19	4.00	.826

## GOALS BY PERIOD

COYOTES					HURRICANES				
1	2	3	OT	TOT	1	2	3	OT	TOT
2	1	5	0	8	4	2	3	1	10

## SHOTS BY PERIOD

COYOTES					HURRICANES				
1	2	3	OT	TOT	1	2	3	OT	TOT
13	18	20	1	52	17	18	15	1	51

SEE RECORDS SECTION FOR "ALL TIME VS THE HURRICANES" BREAKDOWN





# 2016-17 ARIZONA COYOTES

## CHICAGO BLACKHAWKS

2015-16 SEASON SERIES - Won: 0 Lost: 2 OT: 1

AT ARIZONA	COYOTES	BLACKHAWKS	ATTEND	GOALTENDERS	W. GOAL
Feb 04 '16 *	Coyotes 4	Blackhawks 5	17,125	Louis Domingue vs Corey Crawford	Jonathan Toews
Dec 29 '15	Coyotes 5	Blackhawks 7	17,197	Anders Lindback, Louis Domingue vs Corey Crawford	Andrew Desjardins

AT CHICAGO	COYOTES	BLACKHAWKS	ATTEND	GOALTENDERS	W. GOAL
Apr 05 '16	Coyotes 2	Blackhawks 6	21,884	Louis Domingue vs Scott Darling	Patrick Kane

\* - Overtime \*\* - Shootout



### LAST TIME VS THE BLACKHAWKS...

Last Home Win: February 7, 2014 (2-0)  
 Last Home Loss: February 4, 2016 (5-4 OT)  
 Last Home Tie: October 28, 2003 (2-2)  
 Last Road Win: February 9, 2015 (3-2 SO)  
 Last Road Loss: April 5, 2016 (6-2)  
 Last Road Tie: March 21, 2004 (2-2)

### INDIVIDUAL SCORING

COYOTES														BLACKHAWKS													
Player	GP	G	A	P	+/-	PIM	PP	SH	GW	GT	EN	S	S%	Player	GP	G	A	P	+/-	PIM	PP	SH	GW	GT	EN	S	S%
Oliver Ekman-Larsson	3	1	5	6	-1	14	1	0	0	0	0	8	12.5	Jonathan Toews	3	4	2	6	4	2	0	3	1	0	1	12	33.3
Shane Doan	3	4	1	5	1	2	2	0	0	0	0	15	26.7	Patrick Kane	3	3	3	6	0	0	1	0	1	0	0	7	42.9
Tobias Rieder	3	0	3	3	-2	0	0	0	0	0	0	8	0.0	Artemi Panarin	3	1	5	6	-1	0	1	0	0	0	0	12	8.3
Michael Stone	2	0	3	3	-1	0	0	0	0	0	0	5	0.0	Brent Seabrook	3	0	4	4	-1	0	0	0	0	0	0	7	0.0
Connor Murphy	3	2	0	2	0	4	0	0	0	0	0	5	40.0	Andrew Desjardins	3	3	0	3	2	2	0	0	1	0	0	6	50.0
Jordan Martinook	3	1	1	2	1	2	0	0	0	0	0	5	20.0	Marian Hossa	2	1	2	3	2	4	0	0	0	0	0	7	14.3
Brad Richardson	3	1	1	2	3	2	0	0	0	0	0	5	20.0	Duncan Keith	2	1	2	3	1	2	1	0	0	0	0	5	20.0
Mikkel Boedker	2	1	1	2	-5	0	1	0	0	0	0	9	11.1	Andrew Ladd	1	2	0	2	0	0	2	0	0	0	0	4	50.0
Max Domi	3	0	2	2	-4	0	0	0	0	0	0	8	0.0	Artem Anisimov	3	1	1	2	2	0	1	0	0	0	0	5	20.0
Zbynek Michalek	3	1	0	1	0	4	0	0	0	0	0	3	33.3	Michal Rozsival	3	1	1	2	6	2	0	0	0	0	0	5	20.0
Viktor Tikhonov	3	0	1	1	1	4	0	0	0	0	0	1	0.0	Teuvo Teravainen	3	0	2	2	-1	6	0	0	0	0	0	3	0.0
Craig Cunningham	1	0	1	1	0	0	0	0	0	0	0	0	0.0	Trevor van Riemsdyk	3	0	2	2	0	0	0	0	0	0	0	4	0.0
Martin Hanzal	1	0	1	1	-3	2	0	0	0	0	0	1	0.0	Richard Panik	2	1	0	1	0	0	0	0	0	0	0	1	100.0
Jiri Sekac	1	0	1	1	0	0	0	0	0	0	0	4	0.0	Erik Gustafsson	3	0	1	1	4	0	0	0	0	0	0	2	0.0
Klas Dahlbeck	3	0	0	0	-2	0	0	0	0	0	0	2	0.0	Niklas Hjalmarsson	3	0	1	1	2	2	0	0	0	0	0	2	0.0
Anthony Duclair	3	0	0	0	-4	2	0	0	0	0	0	2	0.0	Phillip Danault	2	0	1	1	-1	2	0	0	0	0	0	2	0.0
Antoine Vermette	3	0	0	0	-3	15	0	0	0	0	0	6	0.0	Andrew Shaw	2	0	1	1	2	4	0	0	0	0	0	2	0.0
Kyle Chipchura	2	0	0	0	0	0	0	0	0	0	0	1	0.0	Marcus Kruger	1	0	1	1	1	4	0	0	0	0	0	3	0.0
Kevin Connauton	2	0	0	0	-1	0	0	0	0	0	0	1	0.0	Brandon Mashinter	2	0	0	0	0	0	0	0	0	0	0	2	0.0
Laurent Dauphin	2	0	0	0	-1	0	0	0	0	0	0	0	0.0	Dennis Rasmussen	2	0	0	0	1	2	0	0	0	0	0	2	0.0
Boyd Gordon	2	0	0	0	-1	0	0	0	0	0	0	2	0.0	Bryan Bickell	1	0	0	0	-2	2	0	0	0	0	0	0	0.0
Alex Grant	1	0	0	0	-1	0	0	0	0	0	0	0	0.0	Tomas Fleischmann	1	0	0	0	0	0	0	0	0	0	0	1	0.0
Nicklas Grossmann	1	0	0	0	0	0	0	0	0	0	0	4	0.0	Ryan Garbutt	1	0	0	0	-1	0	0	0	0	0	0	1	0.0
Alex Tanguay	1	0	0	0	0	0	0	0	0	0	0	1	0.0	Viktor Svedberg	1	0	0	0	-2	0	0	0	0	0	0	1	0.0
														Dale Weise	1	0	0	0	1	0	0	0	0	0	0	4	0.0

POWER PLAY: 4-18 22.2% / PENALTY KILLING: 8-14 57.1%

POWER PLAY: 6-14 42.9% / PENALTY KILLING: 14-18 77.8%

### GOALTENDING

COYOTES											BLACKHAWKS										
Goalie	GP	Min	W-L-OT	SO	GA	SA	SV	GAA	SV%		Goalie	GP	Min	W-L-OT	SO	GA	SA	SV	GAA	SV%	
Louis Domingue	3	164	0-2-1	0	14	94	80	5.13	.851		Corey Crawford	2	124	2-0-0	0	9	65	56	4.34	.862	
Anders Lindback	1	20	0-0-0	0	3	5	2	9.00	.400		Scott Darling	1	60	1-0-0	0	2	31	29	2.00	.935	

### GOALS BY PERIOD

COYOTES						BLACKHAWKS					
1	2	3	OT	TOT		1	2	3	OT	TOT	
3	2	6	0	11		5	8	4	1	18	

### SHOTS BY PERIOD

COYOTES						BLACKHAWKS					
1	2	3	OT	TOT		1	2	3	OT	TOT	
26	31	36	3	96		17	49	31	4	101	

SEE RECORDS SECTION FOR "ALL TIME VS THE BLACKHAWKS" BREAKDOWN



## COLORADO AVALANCHE

2015-16 SEASON SERIES - Won: 2 Lost: 1 OT: 0

### LAST TIME VS THE AVALANCHE...

Last Home Win: November 5, 2015 (4-2)  
 Last Home Loss: March 19, 2015 (5-2)  
 Last Home Tie: November 17, 2002 (4-4)  
 Last Road Win: December 27, 2015 (2-1, OT)  
 Last Road Loss: March 7, 2016 (3-1)  
 Last Road Tie: March 10, 2002 (2-2)

AT ARIZONA	COYOTES	AVALANCHE	ATTEND	GOALTENDERS	W. GOAL
Nov 05 '15	Coyotes 4	Avalanche 2	10,270	Mike Smith vs Semyon Varlamov	Nicklas Grossmann

AT COLORADO	COYOTES	AVALANCHE	ATTEND	GOALTENDERS	W. GOAL
Mar 07 '16	Coyotes 1	Avalanche 3	15,393	Louis Domingue vs Semyon Varlamov	Matt Duchene
Dec 27 '15 *	Coyotes 2	Avalanche 1	18,064	Anders Lindback vs Semyon Varlamov	Mikkel Boedker

\* - Overtime \*\* - Shootout

### INDIVIDUAL SCORING

#### COYOTES

Player	GP	G	A	P	+/-	PIM	PP	SH	GW	GT	EN	S	S%
Mikkel Boedker	2	1	3	4	2	0	0	0	1	0	0	6	16.7
Nicklas Grossmann	3	2	0	2	1	2	0	0	1	0	0	5	40.0
Connor Murphy	3	0	2	2	1	0	0	0	0	0	0	5	0.0
Martin Hanzal	2	0	2	2	0	0	0	0	0	0	0	4	0.0
Jordan Martinook	3	1	0	1	1	0	0	0	0	0	1	5	20.0
Tobias Rieder	3	1	0	1	1	0	0	0	0	0	0	14	7.1
Michael Stone	3	1	0	1	0	2	0	0	0	0	0	9	11.1
Boyd Gordon	2	1	0	1	1	0	0	0	0	0	0	4	25.0
Brad Richardson	3	0	1	1	0	2	0	0	0	0	0	2	0.0
Antoine Vermette	2	0	1	1	1	2	0	0	0	0	0	4	0.0
Kevin Connauton	1	0	1	1	0	0	0	0	0	0	0	1	0.0
Sergei Plotnikov	1	0	1	1	0	2	0	0	0	0	0	1	0.0
Klas Dahlbeck	3	0	0	0	2	2	0	0	0	0	0	3	0.0
Shane Doan	3	0	0	0	0	2	0	0	0	0	0	7	0.0
Max Domi	3	0	0	0	1	0	0	0	0	0	0	11	0.0
Anthony Duclair	3	0	0	0	1	2	0	0	0	0	0	2	0.0
Oliver Ekman-Larsson	3	0	0	0	-1	8	0	0	0	0	0	6	0.0
Kyle Chipchura	2	0	0	0	0	0	0	0	0	0	0	1	0.0
Steve Downie	2	0	0	0	1	17	0	0	0	0	0	0	0.0
Stefan Elliott	1	0	0	0	0	0	0	0	0	0	0	0	0.0
Tyler Gaudet	1	0	0	0	0	0	0	0	0	0	0	0	0.0
Zbynek Michalek	1	0	0	0	2	0	0	0	0	0	0	1	0.0
John Scott	1	0	0	0	0	0	0	0	0	0	0	2	0.0
Jiri Sekac	1	0	0	0	-1	0	0	0	0	0	0	0	0.0
Alex Tanguay	1	0	0	0	0	0	0	0	0	0	0	0	0.0
Viktor Tikhonov	1	0	0	0	0	0	0	0	0	0	0	1	0.0

#### AVALANCHE

Player	GP	G	A	P	+/-	PIM	PP	SH	GW	GT	EN	S	S%
Matt Duchene	3	2	1	3	-1	2	1	0	1	0	0	9	22.2
Mikhail Grigorenko	3	1	1	2	-1	0	0	0	0	0	0	5	20.0
Jarome Iginla	3	1	1	2	-3	0	1	0	0	0	0	9	11.1
Nathan MacKinnon	3	0	2	2	0	4	0	0	0	0	0	18	0.0
Cody McLeod	3	1	0	1	0	2	0	0	0	0	0	2	50.0
Shawn Matthias	1	1	0	1	1	0	0	0	0	0	0	3	33.3
Francois Beauchemin	3	0	1	1	0	0	0	0	0	0	0	5	0.0
Blake Comeau	3	0	1	1	-1	0	0	0	0	0	0	3	0.0
Erik Johnson	3	0	1	1	0	6	0	0	0	0	0	14	0.0
Carl Soderberg	3	0	1	1	-1	2	0	0	0	0	0	11	0.0
John Mitchell	2	0	1	1	-1	2	0	0	0	0	0	5	0.0
Tyson Barrie	3	0	0	0	-2	2	0	0	0	0	0	4	0.0
Nick Holden	3	0	0	0	0	0	0	0	0	0	0	2	0.0
Gabriel Landeskog	3	0	0	0	-2	4	0	0	0	0	0	4	0.0
Jack Skille	3	0	0	0	0	0	0	0	0	0	0	2	0.0
Brandon Gormley	2	0	0	0	-2	2	0	0	0	0	0	1	0.0
Zach Redmond	2	0	0	0	1	0	0	0	0	0	0	0	0.0
Alex Tanguay	2	0	0	0	1	2	0	0	0	0	0	1	0.0
Mikkel Boedker	1	0	0	0	0	0	0	0	0	0	0	1	0.0
Dennis Everberg	1	0	0	0	-1	0	0	0	0	0	0	1	0.0
Eric Gelinas	1	0	0	0	1	0	0	0	0	0	0	2	0.0
Andreas Martinsen	1	0	0	0	0	5	0	0	0	0	0	2	0.0
Ben Street	1	0	0	0	0	0	0	0	0	0	0	0	0.0
Nikita Zadorov	1	0	0	0	-3	2	0	0	0	0	0	0	0.0

POWER PLAY: 0-12 0.0% / PENALTY KILLING: 8-10 80.0%

POWER PLAY: 2-10 20.0% / PENALTY KILLING: 12-12 100.0%

### GOALTENDING

#### COYOTES

Goalie	GP	Min	W-L-OT	SO	GA	SA	SV	GAA	SV%
Anders Lindback	1	64	1-0-0	0	1	39	38	0.93	.974
Mike Smith	1	60	1-0-0	0	2	28	26	2.00	.929
Louis Domingue	1	58	0-1-0	0	3	37	34	3.12	.919

#### AVALANCHE

Goalie	GP	Min	W-L-OT	SO	GA	SA	SV	GAA	SV%
Semyon Varlamov	3	183	1-1-1	0	6	93	87	1.96	.935

### GOALS BY PERIOD

COYOTES					AVALANCHE				
1	2	3	OT	TOT	1	2	3	OT	TOT
1	2	3	1	7	2	2	2	0	6

### SHOTS BY PERIOD

COYOTES					AVALANCHE				
1	2	3	OT	TOT	1	2	3	OT	TOT
28	39	25	2	94	33	36	32	3	104

SEE RECORDS SECTION FOR "ALL TIME VS THE AVALANCHE" BREAKDOWN



# 2016-17 ARIZONA COYOTES

## COLUMBUS BLUE JACKETS

2015-16 SEASON SERIES - Won: 0 Lost: 2 OT: 0

AT ARIZONA	COYOTES	BLUE JACKETS	ATTEND	GOALTENDERS	W. GOAL
Dec 17 '15	Coyotes 5	Blue Jackets 7	11,120	Anders Lindback, Louis Domingue vs Curtis McElhinney	David Clarkson

AT COLUMBUS	COYOTES	BLUE JACKETS	ATTEND	GOALTENDERS	W. GOAL
Nov 14 '15	Coyotes 2	Blue Jackets 5	13,702	Mike Smith vs Sergei Bobrovsky	Boone Jenner

\* - Overtime \*\* - Shootout



### LAST TIME VS THE BLUE JACKETS...

Last Home Win: January 3, 2015 (6-3)  
 Last Home Loss: December 17, 2015 (7-5)  
 Last Home Tie: February 2, 2004 (3-3)  
 Last Road Win: February 3, 2015 (4-1)  
 Last Road Loss: November 14, 2015 (5-2)  
 Last Road Tie: November 16, 2003 (2-2)

### INDIVIDUAL SCORING

COYOTES														BLUE JACKETS													
Player	GP	G	A	P	+/-	PIM	PP	SH	GW	GT	EN	S	S%	Player	GP	G	A	P	+/-	PIM	PP	SH	GW	GT	EN	S	S%
Tobias Rieder	2	2	1	3	2	0	0	0	0	0	0	4	50.0	Brandon Saad	2	2	2	4	2	0	0	0	0	0	0	7	28.6
Jordan Martinook	2	1	2	3	-2	0	0	0	0	0	0	8	12.5	Cam Atkinson	2	1	3	4	1	0	0	0	0	0	0	4	25.0
Oliver Ekman-Larsson	2	1	1	2	2	2	0	0	0	0	0	10	10.0	Boone Jenner	2	1	3	4	3	10	1	0	1	0	0	6	16.7
Antoine Vermette	2	1	1	2	0	0	0	0	0	0	0	3	33.3	Alexander Wennberg	1	1	2	3	3	0	0	0	0	0	0	2	50.0
Anthony Duclair	1	1	1	2	2	0	0	0	0	0	0	2	50.0	Scott Hartnell	2	0	3	3	1	4	0	0	0	0	0	1	0.0
Viktor Tikhonov	1	1	0	1	-2	0	1	0	0	0	0	1	100.0	William Karlsson	2	2	0	2	2	0	0	0	0	0	0	3	66.7
Mikkel Boedker	2	0	1	1	-1	0	0	0	0	0	0	2	0.0	Ryan Johansen	1	1	1	2	1	2	1	0	0	0	0	1	100.0
Shane Doan	2	0	1	1	-3	20	0	0	0	0	0	0	0.0	Jack Johnson	1	0	2	2	0	0	0	0	0	0	0	0	0.0
Michael Stone	2	0	1	1	-2	2	0	0	0	0	0	9	0.0	Matt Calvert	2	1	0	1	1	4	0	0	0	0	0	1	100.0
Nicklas Grossmann	1	0	1	1	-1	0	0	0	0	0	0	2	0.0	Nick Foligno	2	1	0	1	-2	2	0	0	0	0	0	3	33.3
Martin Hanzal	1	0	1	1	1	0	0	0	0	0	0	1	0.0	David Clarkson	1	1	0	1	0	0	0	0	1	0	0	3	33.3
Kyle Chipchura	2	0	0	0	-3	4	0	0	0	0	0	2	0.0	Brandon Dubinsky	1	1	0	1	-1	0	0	0	0	0	1	1	100.0
Klas Dahlbeck	2	0	0	0	-3	2	0	0	0	0	0	3	0.0	Kevin Connauton	2	0	1	1	1	2	0	0	0	0	0	2	0.0
Max Domi	2	0	0	0	-3	4	0	0	0	0	0	3	0.0	Cody Goloubef	1	0	1	1	2	0	0	0	0	0	0	0	0.0
Stefan Elliott	2	0	0	0	-6	0	0	0	0	0	0	4	0.0	David Savard	1	0	1	1	0	0	0	0	0	0	0	1	0.0
Boyd Gordon	2	0	0	0	-1	0	0	0	0	0	0	0	0.0	Jared Boll	2	0	0	0	0	9	0	0	0	0	0	2	0.0
Connor Murphy	2	0	0	0	1	0	0	0	0	0	0	0	0.0	Gregory Campbell	2	0	0	0	0	2	0	0	0	0	0	1	0.0
Brad Richardson	2	0	0	0	-1	0	0	0	0	0	0	3	0.0	Ryan Murray	2	0	0	0	1	2	0	0	0	0	0	0	0.0
John Scott	2	0	0	0	-1	11	0	0	0	0	0	0	0.0	Fedor Tyutin	2	0	0	0	1	2	0	0	0	0	0	2	0.0
Steve Downie	1	0	0	0	-1	0	0	0	0	0	0	2	0.0	Andrew Bodnarchuk	1	0	0	0	2	0	0	0	0	0	0	0	0.0
Zbynek Michalek	1	0	0	0	1	0	0	0	0	0	0	2	0.0	Rene Bourque	1	0	0	0	1	0	0	0	0	0	0	0	0.0
														Justin Falk	1	0	0	0	0	0	0	0	0	0	0	1	0.0
														Dalton Prout	1	0	0	0	1	2	0	0	0	0	0	0	0.0
														Kerby Rychel	1	0	0	0	0	0	0	0	0	0	0	1	0.0
POWER PLAY: 1-8 12.5% / PENALTY KILLING: 3-5 60.0%																											

POWER PLAY: 1-8 12.5% / PENALTY KILLING: 3-5 60.0%

POWER PLAY: 2-5 40.0% / PENALTY KILLING: 7-8 87.5%

### GOALTENDING

COYOTES										BLUE JACKETS									
Goalie	GP	Min	W-L-OT	SO	GA	SA	SV	GAA	SV%	Goalie	GP	Min	W-L-OT	SO	GA	SA	SV	GAA	SV%
Louis Domingue	1	28	0-1-0	0	2	10	8	4.24	.800	Sergei Bobrovsky	1	60	1-0-0	0	2	29	27	2.00	.931
Mike Smith	1	60	0-1-0	0	5	21	16	5.00	.762	Curtis McElhinney	1	60	1-0-0	0	5	32	27	5.00	.844
Anders Lindback	1	30	0-0-0	0	4	10	6	7.90	.600										

### GOALS BY PERIOD

COYOTES					BLUE JACKETS				
1	2	3	OT	TOT	1	2	3	OT	TOT
2	4	1	0	7	4	4	4	0	12

### SHOTS BY PERIOD

COYOTES					BLUE JACKETS				
1	2	3	OT	TOT	1	2	3	OT	TOT
17	24	20	0	61	15	14	13	0	42

SEE RECORDS SECTION FOR "ALL TIME VS THE BLUE JACKETS" BREAKDOWN



## DALLAS STARS

2015-16 SEASON SERIES - Won: 2 Lost: 1 OT: 0

## LAST TIME VS THE STARS...

Last Home Win: March 24, 2016 (3-1)  
 Last Home Loss: November 11, 2014 (4-3)  
 Last Home Tie: November 20, 2002 (2-2)  
 Last Road Win: February 7, 2012 (4-1)  
 Last Road Loss: March 31, 2016 (4-1)  
 Last Road Tie: November 14, 2003 (3-3)

AT ARIZONA	COYOTES	STARS	ATTEND	GOALTENDERS	W. GOAL
Mar 24 '16	Coyotes 3	Stars 1	11,887	Louis Domingue vs Kari Lehtonen	Oliver Ekman-Larsson
Feb 18 '16	Coyotes 6	Stars 3	11,853	Louis Domingue vs Antti Niemi	Martin Hanzal

AT DALLAS	COYOTES	STARS	ATTEND	GOALTENDERS	W. GOAL
Mar 31 '16	Coyotes 1	Stars 4	18,532	Mike Smith vs Antti Niemi	Radek Faksa

\* - Overtime \*\* - Shootout

## INDIVIDUAL SCORING

## COYOTES

Player	GP	G	A	P	+/-	PIM	PP	SH	GW	GT	EN	S	S%
Martin Hanzal	3	3	2	5	5	6	1	1	1	0	0	9	33.3
Max Domi	3	2	3	5	5	0	0	0	0	0	0	10	20.0
Anthony Duclair	3	0	5	5	5	2	0	0	0	0	0	7	0.0
Oliver Ekman-Larsson	2	1	1	2	5	2	0	0	1	0	0	11	9.1
Michael Stone	2	1	1	2	1	0	0	0	0	0	0	8	12.5
Klas Dahlbeck	3	0	2	2	1	0	0	0	0	0	0	1	0.0
Tobias Rieder	3	1	0	1	0	0	0	0	0	0	0	9	11.1
Antoine Vermette	3	1	0	1	0	2	0	0	0	0	1	6	16.7
Tyler Gaudet	1	1	0	1	1	0	0	0	0	0	0	2	50.0
Zbynek Michalek	3	0	1	1	-1	0	0	0	0	0	0	1	0.0
Connor Murphy	3	0	1	1	3	0	0	0	0	0	0	5	0.0
Brad Richardson	3	0	1	1	-3	2	0	0	0	0	0	2	0.0
Kyle Chipchura	2	0	1	1	1	2	0	0	0	0	0	3	0.0
Mikkel Boedker	1	0	1	1	1	0	0	0	0	0	0	2	0.0
Kevin Connauton	3	0	0	0	-3	0	0	0	0	0	0	5	0.0
Shane Doan	3	0	0	0	-4	0	0	0	0	0	0	9	0.0
Jordan Martinook	3	0	0	0	-3	0	0	0	0	0	0	6	0.0
Boyd Gordon	2	0	0	0	0	0	0	0	0	0	0	2	0.0
Alex Tanguay	2	0	0	0	-1	0	0	0	0	0	0	1	0.0
Alex Grant	1	0	0	0	0	5	0	0	0	0	0	2	0.0
Nicklas Grossmann	1	0	0	0	0	2	0	0	0	0	0	1	0.0
Sergei Plotnikov	1	0	0	0	0	0	0	0	0	0	0	1	0.0
Jiri Sekac	1	0	0	0	0	0	0	0	0	0	0	0	0.0
Eric Selleck	1	0	0	0	0	5	0	0	0	0	0	1	0.0
Viktor Tikhonov	1	0	0	0	1	0	0	0	0	0	0	0	0.0

POWER PLAY: 1-11 9.1% / PENALTY KILLING: 8-10 80.0%

## STARS

Player	GP	G	A	P	+/-	PIM	PP	SH	GW	GT	EN	S	S%
Jamie Benn	3	2	2	4	-3	4	1	0	0	0	0	4	50.0
Ales Hensky	3	2	2	4	3	2	0	0	0	0	0	8	25.0
Patrick Sharp	3	1	1	2	-3	0	1	0	0	0	1	10	10.0
Tyler Seguin	1	1	1	2	-3	2	0	0	0	0	0	8	12.5
John Klingberg	3	0	2	2	0	0	0	0	0	0	0	13	0.0
Antoine Roussel	3	0	2	2	-1	2	0	0	0	0	0	6	0.0
Jason Spezza	3	0	2	2	0	0	0	0	0	0	0	4	0.0
Patrick Eaves	3	1	0	1	-1	4	0	0	0	0	0	8	12.5
Radek Faksa	2	1	0	1	1	0	0	0	1	0	0	5	20.0
Johnny Oduya	3	0	1	1	-3	0	0	0	0	0	0	3	0.0
Colton Sceviour	3	0	1	1	0	7	0	0	0	0	0	7	0.0
Jordie Benn	3	0	0	0	2	5	0	0	0	0	0	4	0.0
Cody Eakin	3	0	0	0	-2	2	0	0	0	0	0	6	0.0
Vernon Fiddler	3	0	0	0	1	0	0	0	0	0	0	5	0.0
Alex Goligoski	3	0	0	0	-1	2	0	0	0	0	0	4	0.0
Patrik Nemeth	3	0	0	0	1	2	0	0	0	0	0	5	0.0
Valeri Nichushkin	3	0	0	0	-2	0	0	0	0	0	0	2	0.0
Mattias Janmark	2	0	0	0	0	0	0	0	0	0	0	1	0.0
Stephen Johns	2	0	0	0	-2	0	0	0	0	0	0	1	0.0
Jason Demers	1	0	0	0	-2	4	0	0	0	0	0	4	0.0
Brett Ritchie	1	0	0	0	-1	0	0	0	0	0	0	2	0.0

POWER PLAY: 2-10 20.0% / PENALTY KILLING: 10-11 90.9%

## GOALTENDING

## COYOTES

Goalie	GP	Min	W-L-OT	SO	GA	SA	SV	GAA	SV%
Louis Domingue	2	120	2-0-0	0	4	77	73	2.00	.948
Mike Smith	1	20	0-1-0	0	3	16	13	9.00	.812

## STARS

Goalie	GP	Min	W-L-OT	SO	GA	SA	SV	GAA	SV%
Antti Niemi	2	119	1-1-0	0	6	73	67	3.02	.918
Kari Lehtonen	1	58	0-1-0	0	3	30	27	3.12	.900

## GOALS BY PERIOD

COYOTES					STARS				
1	2	3	OT	TOT	1	2	3	OT	TOT
2	4	4	0	10	3	3	2	0	8

## SHOTS BY PERIOD

COYOTES					STARS				
1	2	3	OT	TOT	1	2	3	OT	TOT
39	38	27	0	104	35	32	43	0	110

SEE RECORDS SECTION FOR "ALL TIME VS THE STARS" BREAKDOWN



# 2016-17 ARIZONA COYOTES

## DETROIT RED WINGS

2015-16 SEASON SERIES - Won: 0 Lost: 1 OT: 1

AT ARIZONA	COYOTES	RED WINGS	ATTEND	GOALTENDERS	W. GOAL
Jan 14 '16*	Coyotes 2	Red Wings 3	12,014	Louis Domingue vs Petr Mrazek	Danny DeKeyser

AT DETROIT	COYOTES	RED WINGS	ATTEND	GOALTENDERS	W. GOAL
Dec 03 '15	Coyotes 1	Red Wings 5	20,027	Mike Smith, Anders Lindback vs Jimmy Howard	Niklas Kronwall

\* - Overtime \*\* - Shootout



### LAST TIME VS THE RED WINGS...

Last Home Win: October 19, 2013 (5-2)  
 Last Home Loss: January 14, 2016 (3-2, OT)  
 Last Home Tie: March 18, 2004 (1-1)  
 Last Road Win: March 24, 2015 (5-4 OT)  
 Last Road Loss: December 3, 2015 (5-1)  
 Last Road Tie: January 16, 2004 (3-3)

### INDIVIDUAL SCORING

#### COYOTES

Player	GP	G	A	P	+/-	PIM	PP	SH	GW	GT	EN	S	S%
Oliver Ekman-Larsson	2	1	1	2	-2	0	0	0	0	0	0	7	14.3
Jordan Martinook	2	1	1	2	0	0	0	0	0	0	0	2	50.0
Shane Doan	1	1	0	1	1	0	1	0	0	0	0	2	50.0
Mikkel Boedker	2	0	1	1	-1	2	0	0	0	0	0	7	0.0
Brad Richardson	2	0	1	1	0	0	0	0	0	0	0	5	0.0
Tobias Rieder	2	0	1	1	-1	2	0	0	0	0	0	6	0.0
Steve Downie	1	0	1	1	-1	0	0	0	0	0	0	0	0.0
Kyle Chipchura	2	0	0	0	-1	5	0	0	0	0	0	0	0.0
Klas Dahlbeck	2	0	0	0	-1	0	0	0	0	0	0	0	0.0
Max Domi	2	0	0	0	-2	0	0	0	0	0	0	4	0.0
Anthony Duclair	2	0	0	0	-1	2	0	0	0	0	0	5	0.0
Boyd Gordon	2	0	0	0	-1	0	0	0	0	0	0	1	0.0
Nicklas Grossmann	2	0	0	0	-1	0	0	0	0	0	0	0	0.0
Martin Hanzal	2	0	0	0	-3	4	0	0	0	0	0	4	0.0
Zbynek Michalek	2	0	0	0	-1	0	0	0	0	0	0	3	0.0
Connor Murphy	2	0	0	0	0	0	0	0	0	0	0	3	0.0
Michael Stone	2	0	0	0	-2	0	0	0	0	0	0	5	0.0
Antoine Vermette	2	0	0	0	0	6	0	0	0	0	0	1	0.0
Dustin Jeffrey	1	0	0	0	-1	0	0	0	0	0	0	1	0.0
Viktor Tikhonov	1	0	0	0	0	0	0	0	0	0	0	0	0.0

POWER PLAY: 1-4 25.0% / PENALTY KILLING: 5-7 71.4%

#### RED WINGS

Player	GP	G	A	P	+/-	PIM	PP	SH	GW	GT	EN	S	S%
Pavel Datsyuk	2	1	4	5	2	2	1	0	0	0	0	5	20.0
Gustav Nyquist	2	2	1	3	1	0	1	0	0	0	0	8	25.0
Mike Green	2	0	3	3	1	0	0	0	0	0	0	3	0.0
Danny DeKeyser	2	2	0	2	2	0	0	0	1	0	0	5	40.0
Darren Helm	2	1	1	2	1	0	0	0	0	0	0	4	25.0
Dylan Larkin	2	0	2	2	4	2	0	0	0	0	0	2	0.0
Justin Abdelkader	2	1	0	1	1	2	0	0	0	0	0	6	16.7
Niklas Kronwall	2	1	0	1	2	0	0	0	1	0	0	2	50.0
Jonathan Ericsson	2	0	1	1	2	0	0	0	0	0	0	4	0.0
Tomas Tatar	2	0	1	1	-1	0	0	0	0	0	0	4	0.0
Luke Glendening	2	0	0	0	0	0	0	0	0	0	0	3	0.0
Brad Richards	2	0	0	0	2	0	0	0	0	0	0	7	0.0
Riley Sheahan	2	0	0	0	-1	0	0	0	0	0	0	5	0.0
Brendan Smith	2	0	0	0	0	7	0	0	0	0	0	2	0.0
Henrik Zetterberg	2	0	0	0	2	0	0	0	0	0	0	8	0.0
Joakim Andersson	1	0	0	0	0	0	0	0	0	0	0	0	0.0
Tomas Jurco	1	0	0	0	0	2	0	0	0	0	0	0	0.0
Alexey Marchenko	1	0	0	0	0	0	0	0	0	0	0	0	0.0
Drew Miller	1	0	0	0	0	0	0	0	0	0	0	0	0.0
Teemu Pulkkinen	1	0	0	0	0	0	0	0	0	0	0	0	0.0
Kyle Quincey	1	0	0	0	0	0	0	0	0	0	0	1	0.0

POWER PLAY: 2-7 28.6% / PENALTY KILLING: 3-4 75.0%

### GOALTENDING

#### COYOTES

Goalie	GP	Min	W-L-OT	SO	GA	SA	SV	GAA	SV%
Mike Smith	1	20	0-1-0	0	3	16	13	9.00	.812

#### RED WINGS

Goalie	GP	Min	W-L-OT	SO	GA	SA	SV	GAA	SV%
Jimmy Howard	1	60	1-0-0	0	1	27	26	1.01	.963
Petr Mrazek	1	62	1-0-0	0	2	29	27	1.93	.931

### GOALS BY PERIOD

COYOTES					RED WINGS				
1	2	3	OT	TOT	1	2	3	OT	TOT
0	3	0	0	3	3	1	3	1	8

### SHOTS BY PERIOD

COYOTES					RED WINGS				
1	2	3	OT	TOT	1	2	3	OT	TOT
21	17	16	2	56	21	25	22	1	69

SEE RECORDS SECTION FOR "ALL TIME VS THE RED WINGS" BREAKDOWN





## EDMONTON OILERS

2015-16 SEASON SERIES - Won: 4 Lost: 0 OT: 1

## LAST TIME VS THE OILERS...

Last Home Win: March 22, 2016 (4-2)  
 Last Home Loss: April 4, 2014 (3-2 SO)  
 Last Home Tie: December 12, 2003 (3-3)  
 Last Road Win: March 12, 2016 (4-0)  
 Last Road Loss: January 2, 2016 (4-3, SO)  
 Last Road Tie: January 26, 2001 (1-1)

AT ARIZONA	COYOTES	OILERS	ATTEND	GOALTENDERS	W. GOAL
Mar 22 '16	Coyotes 4	Oilers 2	13,408	Mike Smith vs Cam Talbot	Tobias Rieder
Jan 12 '16 *	Coyotes 4	Oilers 3	11,391	Louis Domingue vs Anders Nilsson	Oliver Ekman-Larsson
Nov 12 '15	Coyotes 4	Oilers 1	15,545	Mike Smith vs Anders Nilsson	Shane Doan

AT EDMONTON	COYOTES	OILERS	ATTEND	GOALTENDERS	W. GOAL
Mar 12 '16	Coyotes 4	Oilers 0	16,839	Mike Smith vs Cam Talbot	Viktor Tikhonov
Jan 02 '16 **	Coyotes 3	Oilers 4	16,839	Louis Domingue vs Cam Talbot	Ryan Nugent-Hopkins

\* - Overtime \*\* - Shootout

## INDIVIDUAL SCORING

COYOTES														OILERS													
Player	GP	G	A	P	+/-	PIM	PP	SH	GW	GT	EN	S	S%	Player	GP	G	A	P	+/-	PIM	PP	SH	GW	GT	EN	S	S%
Max Domi	5	5	2	7	3	2	2	0	0	0	1	12	41.7	Jordan Eberle	5	3	3	6	-2	4	2	0	0	0	0	12	25.0
Oliver Ekman-Larsson	4	2	4	6	3	0	1	0	1	0	0	13	15.4	Leon Draisaitl	5	1	3	4	1	4	0	0	0	0	0	10	10.0
Michael Stone	5	0	6	6	2	4	0	0	0	0	0	7	0.0	Benoit Pouliot	2	1	3	4	1	6	1	0	0	0	0	7	14.3
Brad Richardson	5	1	4	5	4	0	0	0	0	0	0	6	16.7	Taylor Hall	5	2	0	2	-2	2	0	0	0	0	0	25	8.0
Antoine Vermette	5	2	1	3	1	4	0	0	0	0	0	8	25.0	Mark Letestu	5	1	1	2	-6	0	1	0	0	0	0	11	9.1
Anthony Duclair	5	1	2	3	3	4	0	0	0	0	0	4	25.0	Justin Schultz	2	1	1	2	1	0	1	0	0	0	0	4	25.0
Martin Hanzal	4	1	2	3	2	2	1	0	0	0	0	10	10.0	Andrej Sekera	5	0	2	2	-5	2	0	0	0	0	0	12	0.0
Alex Tanguay	2	2	0	2	3	0	1	0	0	0	0	4	50.0	Connor McDavid	2	0	2	2	-4	2	0	0	0	0	0	10	0.0
Shane Doan	5	1	1	2	3	4	1	0	1	0	0	12	8.3	Ryan Nugent-Hopkins	5	0	1	1	0	0	0	0	0	0	0	12	0.0
Tobias Rieder	5	1	1	2	0	0	0	0	1	0	0	15	6.7	Lauri Korpikoski	4	0	1	1	-3	0	0	0	0	0	0	6	0.0
Klas Dahlbeck	5	0	2	2	2	6	0	0	0	0	0	7	0.0	Teddy Purcell	3	0	1	1	0	2	0	0	0	0	0	3	0.0
Jordan Martinook	5	0	2	2	2	6	0	0	0	0	0	4	0.0	Mark Fayne	4	0	0	0	-3	0	0	0	0	0	0	4	0.0
Viktor Tikhonov	3	1	0	1	1	0	0	0	1	0	0	3	33.3	Anton Lander	4	0	0	0	0	2	0	0	0	0	0	2	0.0
Steve Downie	1	1	0	1	1	2	0	0	0	0	0	2	50.0	Darnell Nurse	4	0	0	0	-6	0	0	0	0	0	0	9	0.0
Stefan Elliott	1	1	0	1	1	0	0	0	0	0	0	2	50.0	Iiro Pakarinen	4	0	0	0	-4	0	0	0	0	0	0	9	0.0
Mikkel Boedker	3	0	1	1	-1	0	0	0	0	0	0	12	0.0	Brandon Davidson	3	0	0	0	-2	0	0	0	0	0	0	1	0.0
Kyle Chipchura	3	0	1	1	1	0	0	0	0	0	0	1	0.0	Eric Gryba	3	0	0	0	2	4	0	0	0	0	0	6	0.0
John Scott	1	0	1	1	1	0	0	0	0	0	0	2	0.0	Nail Yakupov	3	0	0	0	-1	4	0	0	0	0	0	9	0.0
Jiri Sekac	1	0	1	1	1	0	0	0	0	0	0	1	0.0	Adam Clendening	2	0	0	0	-2	0	0	0	0	0	0	2	0.0
Zbynek Michalek	5	0	0	0	3	2	0	0	0	0	0	6	0.0	Matt Hendricks	2	0	0	0	-1	0	0	0	0	0	0	1	0.0
Connor Murphy	5	0	0	0	4	2	0	0	0	0	0	4	0.0	Brad Hunt	2	0	0	0	1	0	0	0	0	0	0	2	0.0
Boyd Gordon	4	0	0	0	1	0	0	0	0	0	0	6	0.0	Zack Kassian	2	0	0	0	-1	12	0	0	0	0	0	1	0.0
Nicklas Grossmann 3	0	0	0	1	4	0	0	0	0	0	0	0.0	Rob Klinkhammer	2	0	0	0	-1	2	0	0	0	0	0	1	0.0	
Kevin Connauton	2	0	0	0	2	10	0	0	0	0	0	3	0.0	Jordan Oesterle	2	0	0	0	-1	0	0	0	0	0	0	4	0.0
Sergei Plotnikov	2	0	0	0	0	0	0	0	0	0	0	0	0.0	Griffin Reinhart	2	0	0	0	-1	0	0	0	0	0	0	0	0.0
Laurent Dauphin	1	0	0	0	1	2	0	0	0	0	0	2	0.0	Adam Cracknell	1	0	0	0	-1	2	0	0	0	0	0	4	0.0

POWER PLAY: 6-15 40.0% / PENALTY KILLING: 13-18 72.2%

## GOALTENDING

COYOTES										OILERS									
Goalie	GP	Min	W-L-OT	SO	GA	SA	SV	GAA	SV%	Goalie	GP	Min	W-L-OT	SO	GA	SA	SV	GAA	SV%
Mike Smith	3	180	3-0-0	1	3	101	98	1.00	.970	Cam Talbot	3	183	1-2-0	0	10	93	83	3.28	.892
Louis Domingue	2	130	1-0-1	0	6	69	63	2.77	.913	Anders Nilsson	2	125	0-1-1	0	8	52	44	3.84	.846

## GOALS BY PERIOD

COYOTES					OILERS				
1	2	3	OT	TOT	1	2	3	OT	TOT
4	8	6	1	19	5	2	2	0	9

## SHOTS BY PERIOD

COYOTES					OILERS				
1	2	3	OT	TOT	1	2	3	OT	TOT
43	52	45	6	146	50	61	55	4	170

SEE RECORDS SECTION FOR "ALL TIME VS THE OILERS" BREAKDOWN



# 2016-17 ARIZONA COYOTES

## FLORIDA PANTHERS

2015-16 SEASON SERIES - Won: 1 Lost: 1 OT: 0

AT ARIZONA	COYOTES	PANTHERS	ATTEND	GOALTENDERS	W. GOAL
Mar 05 '16	Coyotes 5	Panthers 1	14,825	Louis Domingue vs Al Montoya	Alex Tanguay

AT FLORIDA	COYOTES	PANTHERS	ATTEND	GOALTENDERS	W. GOAL
Feb 25 '16	Coyotes 2	Panthers 3	13,134	Louis Domingue vs Roberto Luongo	Aleksander Barkov

\* - Overtime \*\* - Shootout



### LAST TIME VS THE PANTHERS...

Last Home Win: March 5, 2016 (5-1)  
 Last Home Loss: December 4, 2010 (2-1 SO)  
 Last Home Tie: November 22, 2002 (3-3)  
 Last Road Win: March 11, 2014 (3-1)  
 Last Road Loss: February 25, 2016 (3-2)  
 Last Road Tie: None

### INDIVIDUAL SCORING

#### COYOTES

Player	GP	G	A	P	+/-	PIM	PP	SH	GW	GT	EN	S	S%
Antoine Vermette	2	1	4	5	2	4	0	0	0	0	0	4	25.0
Shane Doan	2	2	1	3	1	0	1	0	0	0	0	3	66.7
Alex Tanguay	1	2	1	3	3	2	0	0	1	0	0	3	66.7
Oliver Ekman-Larsson	2	1	1	2	3	4	1	0	0	0	0	7	14.3
Jordan Martinook	2	1	1	2	1	0	0	1	0	0	0	6	16.7
Anthony Duclair	2	0	2	2	2	2	0	0	0	0	0	1	0.0
Connor Murphy	2	0	1	1	2	2	0	0	0	0	0	3	0.0
Kyle Chipchura	2	0	0	0	0	5	0	0	0	0	0	1	0.0
Kevin Connauton	2	0	0	0	0	0	0	0	0	0	0	2	0.0
Nicklas Grossmann	2	0	0	0	0	0	0	0	0	0	0	0	0.0
Martin Hanzal	2	0	0	0	-1	0	0	0	0	0	0	6	0.0
Zbynek Michalek	2	0	0	0	-1	0	0	0	0	0	0	1	0.0
Brad Richardson	2	0	0	0	0	4	0	0	0	0	0	1	0.0
Tobias Rieder	2	0	0	0	-1	0	0	0	0	0	0	3	0.0
Michael Stone	2	0	0	0	1	4	0	0	0	0	0	4	0.0
Mikkel Boedker	1	0	0	0	-1	0	0	0	0	0	0	0	0.0
Klas Dahlbeck	1	0	0	0	-1	0	0	0	0	0	0	2	0.0
Max Domi	1	0	0	0	-1	0	0	0	0	0	0	1	0.0
Tyler Gaudet	1	0	0	0	0	0	0	0	0	0	0	0	0.0
Boyd Gordon	1	0	0	0	1	0	0	0	0	0	0	1	0.0
Sergei Plotnikov	1	0	0	0	0	0	0	0	0	0	0	0	0.0
Jiri Sekac	1	0	0	0	0	0	0	0	0	0	0	1	0.0

POWER PLAY: 2-6 33.3% / PENALTY KILLING: 8-9 88.9%

#### PANTHERS

Player	GP	G	A	P	+/-	PIM	PP	SH	GW	GT	EN	S	S%
Aleksander Barkov	2	2	1	3	2	0	1	0	1	0	0	4	50.0
Jussi Jokinen	2	0	2	2	1	0	0	0	0	0	0	3	0.0
Aaron Ekblad	2	1	0	1	0	0	0	0	0	0	0	4	25.0
Vincent Trocheck	2	1	0	1	0	2	0	0	0	0	0	6	16.7
Nick Bjugstad	2	0	1	1	-4	2	0	0	0	0	0	10	0.0
Brian Campbell	2	0	1	1	0	0	0	0	0	0	0	1	0.0
Jaromir Jagr	2	0	1	1	1	2	0	0	0	0	0	1	0.0
Dmitry Kulikov	2	0	1	1	-1	0	0	0	0	0	0	3	0.0
Derek MacKenzie	1	0	1	1	1	0	0	0	0	0	0	2	0.0
Erik Gudbranson	2	0	0	0	0	0	0	0	0	0	0	2	0.0
Alex Petrovic	2	0	0	0	0	9	0	0	0	0	0	2	0.0
Kyle Rau	2	0	0	0	-1	2	0	0	0	0	0	5	0.0
Logan Shaw	2	0	0	0	-1	0	0	0	0	0	0	7	0.0
Reilly Smith	2	0	0	0	0	0	0	0	0	0	0	5	0.0
Garrett Wilson	2	0	0	0	0	2	0	0	0	0	0	1	0.0
Quinton Howden	1	0	0	0	0	0	0	0	0	0	0	1	0.0
Jiri Hudler	1	0	0	0	-3	0	0	0	0	0	0	1	0.0
Steven Kampfer	1	0	0	0	0	0	0	0	0	0	0	0	0.0
Jakub Kindl	1	0	0	0	-2	0	0	0	0	0	0	0	0.0
Greg McKegg	1	0	0	0	0	0	0	0	0	0	0	0	0.0
Teddy Purcell	1	0	0	0	-4	0	0	0	0	0	0	0	0.0
Shawn Thornton	1	0	0	0	0	0	0	0	0	0	0	0	0.0

POWER PLAY: 1-9 11.1% / PENALTY KILLING: 4-6 66.7%

### GOALTENDING

#### COYOTES

Goalie	GP	Min	W-L-OT	SO	GA	SA	SV	GAA	SV%
Louis Domingue	2	118	1-1-0	0	4	58	54	2.03	.931

#### PANTHERS

Goalie	GP	Min	W-L-OT	SO	GA	SA	SV	GAA	SV%
Roberto Luongo	1	60	1-0-0	0	2	24	22	2.00	.917
Al Montoya	1	60	0-1-0	0	5	26	21	5.00	.808

### GOALS BY PERIOD

#### COYOTES

1	2	3	OT	TOT
1	2	4	0	7

#### PANTHERS

1	2	3	OT	TOT
1	2	1	0	4

### SHOTS BY PERIOD

#### COYOTES

1	2	3	OT	TOT
16	14	20	0	50

#### PANTHERS

1	2	3	OT	TOT
16	19	23	0	58

SEE RECORDS SECTION FOR "ALL TIME VS THE PANTHERS" BREAKDOWN



## LOS ANGELES KINGS

2015-16 SEASON SERIES - Won: 3 Lost: 1 OT: 1

## LAST TIME VS THE KINGS...

Last Home Win: January 23, 2016 (3-2)  
 Last Home Loss: February 2, 2016 (6-2)  
 Last Home Tie: December 26, 2001 (1-1)  
 Last Road Win: November 10, 2015 (3-2)  
 Last Road Loss: March 16, 2015 (1-0)  
 Last Road Tie: December 18, 2003 (4-4)

AT ARIZONA	COYOTES	KINGS	ATTEND	GOALTENDERS	W. GOAL
Feb 02 '16	Coyotes 2	Kings 6	12,261	Anders Lindback, Louis Domingue vs Jonathan Quick	Marian Gaborik
Jan 23 '16	Coyotes 3	Kings 2	14,195	Louis Domingue vs Jonathan Quick	Jordan Martinook
Dec 26 '15 *	Coyotes 3	Kings 4	15,277	Louis Domingue vs Jonathan Quick	Anze Kopitar

AT LOS ANGELES	COYOTES	KINGS	ATTEND	GOALTENDERS	W. GOAL
Nov 10 '15	Coyotes 3	Kings 2	18,230	Mike Smith vs Jonathan Quick	Brad Richardson
Oct 09 '15	Coyotes 4	Kings 1	18,230	Mike Smith vs Jonathan Quick	Oliver Ekman-Larsson

\* - Overtime \*\* - Shootout

## INDIVIDUAL SCORING

COYOTES														KINGS													
Player	GP	G	A	P	+/-	PIM	PP	SH	GW	GT	EN	S	S%	Player	GP	G	A	P	+/-	PIM	PP	SH	GW	GT	EN	S	S%
Oliver Ekman-Larsson	5	4	1	5	0	4	3	0	1	0	0	19	21.1	Dustin Brown	5	5	0	5	0	0	1	0	0	0	0	25	20.0
Max Domi	5	1	4	5	2	8	0	0	0	0	0	11	9.1	Drew Doughty	5	1	4	5	-1	2	1	0	0	0	0	12	8.3
Martin Hanzal	4	2	2	4	4	0	0	0	0	0	0	9	22.2	Anze Kopitar	5	1	3	4	2	0	0	0	1	0	0	15	6.7
Tobias Rieder	5	1	3	4	1	2	0	0	0	0	0	7	14.3	Alec Martinez	5	1	3	4	0	4	1	0	0	0	0	8	12.5
Mikkel Boedker	5	0	4	4	-5	0	0	0	0	0	0	14	0.0	Tyler Toffoli	5	2	1	3	-4	2	1	1	0	0	0	13	15.4
Jordan Martinook	5	2	1	3	2	0	0	0	1	0	0	5	40.0	Nick Shore	5	1	2	3	-1	0	0	0	0	0	0	5	20.0
Shane Doan	5	1	2	3	3	4	0	0	0	0	0	7	14.3	Jamie McBain	3	0	3	3	-2	2	0	0	0	0	0	0	0.0
Anthony Duclair	5	1	1	2	3	8	0	0	0	0	0	5	20.0	Marian Gaborik	5	1	1	2	2	0	0	0	1	0	0	12	8.3
Brad Richardson	5	1	1	2	2	4	0	0	1	0	0	4	25.0	Jake Muzzin	5	1	1	2	-5	14	1	0	0	0	0	17	5.9
Antoine Vermette	5	1	1	2	-1	2	1	0	0	0	0	11	9.1	Tanner Pearson	5	1	1	2	1	2	0	0	0	0	0	11	9.1
Michael Stone	5	0	2	2	0	4	0	0	0	0	0	3	0.0	Jeff Carter	5	0	2	2	-4	2	0	0	0	0	0	11	0.0
Zbynek Michalek	5	1	0	1	4	2	0	0	0	0	0	6	16.7	Luke Schenn	2	0	2	2	4	8	0	0	0	0	0	3	0.0
Connor Murphy	5	0	1	1	1	6	0	0	0	0	0	1	0.0	Vincent Lecavalier	2	1	0	1	1	0	1	0	0	0	0	3	33.3
Kyle Chipchura	5	0	0	0	-2	5	0	0	0	0	0	3	0.0	Milan Lucic	5	0	1	1	-2	18	0	0	0	0	0	6	0.0
Boyd Gordon	5	0	0	0	-2	0	0	0	0	0	0	6	0.0	Dwight King	2	0	1	1	2	0	0	0	0	0	0	0	0.0
Klas Dahlbeck	3	0	0	0	3	0	0	0	0	0	0	1	0.0	Trevor Lewis	5	0	0	0	0	2	0	0	0	0	0	5	0.0
Nicklas Grossmann	3	0	0	0	-1	2	0	0	0	0	0	1	0.0	Brayden McNabb	5	0	0	0	-2	0	0	0	0	0	0	8	0.0
Viktor Tikhonov	3	0	0	0	-2	2	0	0	0	0	0	4	0.0	Jordan Nolan	4	0	0	0	-1	4	0	0	0	0	0	2	0.0
Kevin Connauton	2	0	0	0	-1	2	0	0	0	0	0	1	0.0	Andy Andreoff	3	0	0	0	1	0	0	0	0	0	0	0	0.0
Stefan Elliott	2	0	0	0	0	0	0	0	0	0	0	3	0.0	Kyle Clifford	2	0	0	0	-2	0	0	0	0	0	0	4	0.0
Steve Downie	1	0	0	0	1	0	0	0	0	0	0	3	0.0	Christian Ehrhoff	2	0	0	0	-1	2	0	0	0	0	0	6	0.0
John Scott	1	0	0	0	0	0	0	0	0	0	0	0	0.0	Derek Forbort	2	0	0	0	0	7	0	0	0	0	0	3	0.0
Jarred Tinordi	1	0	0	0	0	0	0	0	0	0	0	0	0.0	Matt Greene	1	0	0	0	0	0	0	0	0	0	0	2	0.0
														Michael Mersch	1	0	0	0	0	0	0	0	0	0	0	1	0.0
														Jordan Weal	1	0	0	0	-1	0	0	0	0	0	0	0	0.0
POWER PLAY: 4-21 19.0% / PENALTY KILLING: 15-21 71.4%																											

POWER PLAY: 4-21 19.0% / PENALTY KILLING: 15-21 71.4%

POWER PLAY: 6-21 28.6% / PENALTY KILLING: 17-21 81.0%

## GOALTENDING

COYOTES										KINGS									
Goalie	GP	Min	W-L-OT	SO	GA	SA	SV	GAA	SV%	Goalie	GP	Min	W-L-OT	SO	GA	SA	SV	GAA	SV%
Mike Smith	2	120	2-0-0	0	3	76	73	1.50	.961	Jonathan Quick	5	299	2-3-0	0	15	124	109	3.01	.879
Louis Domingue	3	164	1-1-1	0	11	86	75	4.03	.872										
Anders Lindback	1	17	0-0-0	0	1	10	9	3.56	.900										

## GOALS BY PERIOD

COYOTES					KINGS				
1	2	3	OT	TOT	1	2	3	OT	TOT
6	5	4	0	15	1	8	5	1	15

## SHOTS BY PERIOD

COYOTES					KINGS				
1	2	3	OT	TOT	1	2	3	OT	TOT
41	44	39	0	124	46	61	64	1	172

SEE RECORDS SECTION FOR "ALL TIME VS THE KINGS" BREAKDOWN



# 2016-17 ARIZONA COYOTES

## MINNESOTA WILD

2015-16 SEASON SERIES - Won: 2 Lost: 1 OT: 0

AT ARIZONA	COYOTES	WILD	ATTEND	GOALTENDERS	W. GOAL
Dec 11 '15 *	Coyotes 2	Wild 1	14,404	Anders Lindback vs Darcy Kuemper	Mikkel Boedker
Oct 15 '15	Coyotes 3	Wild 4	12,029	Mike Smith, Anders Lindback vs Devan Dubnyk	Mikael Granlund

AT MINNESOTA	COYOTES	WILD	ATTEND	GOALTENDERS	W. GOAL
Jan 25 '16 **	Coyotes 2	Wild 1	19,020	Louis Domingue vs Devan Dubnyk	Anthony Duclair

\* - Overtime \*\* - Shootout



### LAST TIME VS THE WILD...

Last Home Win: December 11, 2015 (2-1, OT)  
 Last Home Loss: October 15, 2015 (4-3)  
 Last Home Tie: March 7, 2004 (1-1)  
 Last Road Win: January 25, 2016 (2-1, SO)  
 Last Road Loss: January 17, 2015 (3-1)  
 Last Road Tie: March 17, 2002 (2-2)

### INDIVIDUAL SCORING

COYOTES														WILD													
Player	GP	G	A	P	+/-	PIM	PP	SH	GW	GT	EN	S	S%	Player	GP	G	A	P	+/-	PIM	PP	SH	GW	GT	EN	S	S%
Mikkel Boedker	3	2	0	2	1	0	1	0	1	0	0	5	40.0	Zach Parise	3	1	2	3	0	2	1	0	0	0	0	14	7.1
Max Domi	3	1	1	2	2	2	0	0	0	0	0	7	14.3	Jason Pominville	3	0	3	3	0	0	0	0	0	0	0	10	0.0
Michael Stone	3	1	1	2	-2	4	0	0	0	0	0	6	16.7	Mikko Koivu	3	1	1	2	-1	0	0	1	0	0	0	3	33.3
Antoine Vermette	3	1	1	2	-1	0	0	1	0	0	0	5	20.0	Charlie Coyle	3	1	0	1	1	4	0	0	0	0	0	6	16.7
Tobias Rieder	3	0	2	2	-2	0	0	0	0	0	0	6	0.0	Mikael Granlund	3	1	0	1	1	2	0	0	1	0	0	7	14.3
Anthony Duclair	3	1	0	1	1	2	0	0	0	0	0	8	12.5	Jared Spurgeon	3	1	0	1	-2	0	0	0	0	0	0	5	20.0
Connor Murphy	3	0	1	1	2	0	0	0	0	0	0	4	0.0	Thomas Vanek	3	1	0	1	1	0	0	0	0	0	0	6	16.7
Brad Richardson	3	0	1	1	1	0	0	0	0	0	0	2	0.0	Justin Fontaine	3	0	1	1	1	2	0	0	0	0	0	2	0.0
Shane Doan	2	0	1	1	-2	0	0	0	0	0	0	2	0.0	Nino Niederreiter	3	0	1	1	-2	2	0	0	0	0	0	2	0.0
Martin Hanzal	2	0	1	1	0	6	0	0	0	0	0	6	0.0	Marco Scandella	3	0	1	1	3	2	0	0	0	0	0	7	0.0
Kyle Chipchura	3	0	0	0	-1	0	0	0	0	0	0	1	0.0	Ryan Suter	3	0	1	1	-2	0	0	0	0	0	0	8	0.0
Oliver Ekman-Larsson	3	0	0	0	1	2	0	0	0	0	0	11	0.0	Jason Zucker	3	0	1	1	-1	0	0	0	0	0	0	5	0.0
Boyd Gordon	3	0	0	0	0	2	0	0	0	0	0	1	0.0	Jonas Brodin	3	0	0	0	0	4	0	0	0	0	0	2	0.0
Jordan Martinook	3	0	0	0	0	0	0	0	0	0	0	2	0.0	Matt Dumba	3	0	0	0	-1	2	0	0	0	0	0	6	0.0
Zbynek Michalek	3	0	0	0	0	0	0	0	0	0	0	2	0.0	Erik Haula	3	0	0	0	0	4	0	0	0	0	0	0	0.0
Klas Dahlbeck	2	0	0	0	1	0	0	0	0	0	0	0	0.0	Chris Porter	3	0	0	0	0	2	0	0	0	0	0	1	0.0
Steve Downie	2	0	0	0	0	14	0	0	0	0	0	3	0.0	Nate Prosser	3	0	0	0	2	6	0	0	0	0	0	1	0.0
Nicklas Grossmann	2	0	0	0	-1	2	0	0	0	0	0	1	0.0	Ryan Carter	2	0	0	0	0	2	0	0	0	0	0	1	0.0
Viktor Tikhonov	2	0	0	0	0	2	0	0	0	0	0	2	0.0	Jarret Stoll	1	0	0	0	0	0	0	0	0	0	0	1	0.0
Kevin Connauton	1	0	0	0	-1	0	0	0	0	0	0	0	0.0	POWER PLAY: 1-11 9.1% / PENALTY KILLING: 15-16 93.8%													
Craig Cunningham	1	0	0	0	0	0	0	0	0	0	0	0	0.0														
Jarred Tinordi	1	0	0	0	0	0	0	0	0	0	0	1	0.0														

POWER PLAY: 1-16 6.2% / PENALTY KILLING: 10-11 90.9%

### GOALTENDING

COYOTES										WILD									
Goalie	GP	Min	W-L-OT	SO	GA	SA	SV	GAA	SV%	Goalie	GP	Min	W-L-OT	SO	GA	SA	SV	GAA	SV%
Louis Domingue	1	65	1-0-0	0	1	35	34	0.93	.971	Devan Dubnyk	2	125	1-0-1	0	4	54	50	1.92	.926
Anders Lindback	2	92	1-1-0	0	2	35	33	1.31	.943	Darcy Kuemper	1	61	0-0-1	0	2	21	19	1.98	.90
Mike Smith	1	27	0-0-0	0	3	17	14	6.64	.824										

### GOALS BY PERIOD

COYOTES						WILD					
1	2	3	OT	TOT		1	2	3	OT	TOT	
0	3	2	1	6		2	3	1	0	6	

### SHOTS BY PERIOD

COYOTES						WILD					
1	2	3	OT	TOT		1	2	3	OT	TOT	
15	19	39	2	75		35	30	22	0	87	

SEE RECORDS SECTION FOR "ALL TIME VS THE WILD" BREAKDOWN



## MONTREAL CANADIENS

2015-16 SEASON SERIES - Won: 2 Lost: 0 OT: 0

AT ARIZONA	COYOTES	CANADIENS	ATTEND	GOALTENDERS	W. GOAL
Feb 15 '16	Coyotes 6	Canadiens 2	14,338	Louis Domingue vs Mike Condon	Brad Richardson

AT MONTREAL	COYOTES	CANADIENS	ATTEND	GOALTENDERS	W. GOAL
Nov 19 '15	Coyotes 3	Canadiens 2	21,288	Mike Smith vs Mike Condon	Oliver Ekman-Larsson

\* - Overtime \*\* - Shootout

## LAST TIME VS THE CANADIENS...

Last Home Win: February 15, 2016 (6-2)  
 Last Home Loss: March 7, 2015 (2-0)  
 Last Home Tie: March 10, 2001 (3-3)  
 Last Road Win: November 19, 2015 (3-2)  
 Last Road Loss: December 17, 2013 (3-1)  
 Last Road Tie: December 8, 2001 (3-3)

## INDIVIDUAL SCORING

## COYOTES

Player	GP	G	A	P	+/-	PIM	PP	SH	GW	GT	EN	S	S%
Oliver Ekman-Larsson	2	2	2	4	-2	0	2	0	1	0	0	5	40.0
Martin Hanzal	2	2	2	4	0	2	0	0	0	0	0	7	28.6
Anthony Duclair	2	1	2	3	1	0	1	0	0	0	0	3	33.3
Tobias Rieder	2	0	2	2	0	0	0	0	0	0	0	3	0.0
Shane Doan	2	1	0	1	1	0	0	0	0	0	0	2	50.0
Brad Richardson	2	1	0	1	-1	2	0	0	1	0	0	3	33.3
Antoine Vermette	2	1	0	1	2	2	0	0	0	0	0	3	33.3
Kevin Connauton	1	1	0	1	3	0	0	0	0	0	0	1	100.0
Mikkel Boedker	2	0	1	1	0	0	0	0	0	0	0	2	0.0
Kyle Chipchura	2	0	1	1	1	0	0	0	0	0	0	1	0.0
Max Domi	2	0	1	1	1	6	0	0	0	0	0	2	0.0
Zbynek Michalek	2	0	1	1	1	4	0	0	0	0	0	2	0.0
Michael Stone	2	0	1	1	2	2	0	0	0	0	0	1	0.0
Tyler Gaudet	1	0	1	1	0	0	0	0	0	0	0	0	0.0
Klas Dahlbeck	2	0	0	0	0	0	0	0	0	0	0	3	0.0
Jordan Martinook	2	0	0	0	1	0	0	0	0	0	0	2	0.0
Connor Murphy	2	0	0	0	-1	0	0	0	0	0	0	2	0.0
Craig Cunningham	1	0	0	0	-1	0	0	0	0	0	0	2	0.0
Boyd Gordon	1	0	0	0	0	0	0	0	0	0	0	1	0.0
Philip Samuelsson	1	0	0	0	1	0	0	0	0	0	0	2	0.0
Jarred Tinordi	1	0	0	0	0	0	0	0	0	0	0	0	0.0

POWER PLAY: 3-6 50.0% / PENALTY KILLING: 6-6 100.0%

## CANADIENS

Player	GP	G	A	P	+/-	PIM	PP	SH	GW	GT	EN	S	S%
Dale Weise	2	2	0	2	2	0	0	0	0	0	0	4	50.0
Brendan Gallagher	2	1	1	2	1	2	0	0	0	0	0	4	25.0
Max Pacioretty	2	1	1	2	-2	0	0	0	0	0	0	4	25.0
Nathan Beaulieu	2	0	1	1	-2	0	0	0	0	0	0	0	0.0
Andrei Markov	2	0	1	1	0	0	0	0	0	0	0	3	0.0
Torrey Mitchell	2	0	1	1	0	0	0	0	0	0	0	2	0.0
Tomas Plekanec	2	0	1	1	0	0	0	0	0	0	0	3	0.0
Jacob De La Rose	1	0	1	1	1	0	0	0	0	0	0	1	0.0
Paul Byron	2	0	0	0	-2	0	0	0	0	0	0	1	0.0
David Desharnais	2	0	0	0	-1	2	0	0	0	0	0	5	0.0
Lars Eller	2	0	0	0	-3	2	0	0	0	0	0	5	0.0
Tomas Fleischmann	2	0	0	0	0	2	0	0	0	0	0	4	0.0
Alex Galchenyuk	2	0	0	0	0	0	0	0	0	0	0	4	0.0
Tom Gilbert	2	0	0	0	-1	0	0	0	0	0	0	1	0.0
Greg Pateryn	2	0	0	0	-1	15	0	0	0	0	0	1	0.0
P.K. Subban	2	0	0	0	1	2	0	0	0	0	0	3	0.0
Sven Andrighetto	1	0	0	0	0	0	0	0	0	0	0	2	0.0
Alexei Emelin	1	0	0	0	-1	0	0	0	0	0	0	0	0.0
Brian Flynn	1	0	0	0	0	0	0	0	0	0	0	1	0.0
Jeff Petry	1	0	0	0	0	0	0	0	0	0	0	3	0.0
Devante Smith-Pelly	1	0	0	0	-1	0	0	0	0	0	0	1	0.0

POWER PLAY: 0-6 0.0% / PENALTY KILLING: 3-6 50.0%

## GOALTENDING

## COYOTES

Goalie	GP	Min	W-L-OT	SO	GA	SA	SV	GAA	SV%
Louis Domingue	1	60	1-0-0	0	2	19	17	2.00	.895
Mike Smith	1	60	1-0-0	0	2	33	31	2.00	.939

## CANADIENS

Goalie	GP	Min	W-L-OT	SO	GA	SA	SV	GAA	SV%
Mike Condon	2	118	0-2-0	0	9	47	38	4.58	.809

## GOALS BY PERIOD

COYOTES					CANADIENS				
1	2	3	OT	TOT	1	2	3	OT	TOT
4	4	1	0	9	1	2	1	0	4

## SHOTS BY PERIOD

COYOTES					CANADIENS				
1	2	3	OT	TOT	1	2	3	OT	TOT
13	19	15	0	47	19	14	19	0	52

SEE RECORDS SECTION FOR "ALL TIME VS THE CANADIENS" BREAKDOWN





# 2016-17 ARIZONA COYOTES

## NASHVILLE PREDATORS

2015-16 SEASON SERIES – Won: 1 Lost: 1 OT: 1

AT ARIZONA	COYOTES	PREDATORS	ATTEND	GOALTENDERS	W. GOAL
Jan 09 '16	Coyotes 4	Predators 0	12,345	Louis Domingue vs Carter Hutton	Antoine Vermette

AT NASHVILLE	COYOTES	PREDATORS	ATTEND	GOALTENDERS	W. GOAL
Apr 07 '16*	Coyotes 2	Predators 3	17,113	Mike Smith vs Pekka Rinne	Roman Josi
Dec 01 '15	Coyotes 2	Predators 5	15,091	Mike Smith vs Pekka Rinne	Filip Forsberg

\* - Overtime \*\* - Shootout



### LAST TIME VS THE PREDATORS...

Last Home Win: January 9, 2016 (4-0)  
 Last Home Loss: March 9, 2015 (2-1 OT)  
 Last Home Tie: None  
 Last Road Win: March 28, 2013 (7-4)  
 Last Road Loss: April 7, 2016 (3-2, OT)  
 Last Road Tie: December 22, 2003 (3-3)

### INDIVIDUAL SCORING

COYOTES	GP	G	A	P	+/-	PIM	PP	SH	GW	GT	EN	S	S%
Oliver Ekman-Larsson	3	1	3	4	0	6	1	0	0	0	0	5	20.0
Tobias Rieder	3	2	1	3	1	0	0	0	0	0	1	9	22.2
Antoine Vermette	3	2	1	3	1	2	1	0	1	0	0	4	50.0
Shane Doan	2	1	1	2	1	0	0	0	0	0	0	4	25.0
Zbynek Michalek	3	0	2	2	1	0	0	0	0	0	0	3	0.0
Kyle Chipchura	3	1	0	1	1	2	0	0	0	0	0	3	33.3
Anthony Duclair	3	1	0	1	2	0	0	0	0	0	0	2	50.0
Max Domi	3	0	1	1	-2	0	0	0	0	0	0	4	0.0
Boyd Gordon	3	0	1	1	-1	0	0	0	0	0	0	1	0.0
Brad Richardson	3	0	1	1	-1	0	0	0	0	0	0	1	0.0
Mikkel Boedker	2	0	1	1	-1	0	0	0	0	0	0	3	0.0
Martin Hanzal	2	0	1	1	1	2	0	0	0	0	0	3	0.0
Klas Dahlbeck	3	0	0	0	0	0	0	0	0	0	0	1	0.0
Jordan Martinook	3	0	0	0	-1	0	0	0	0	0	0	2	0.0
Connor Murphy	3	0	0	0	2	6	0	0	0	0	0	3	0.0
Nicklas Grossmann	2	0	0	0	-1	0	0	0	0	0	0	4	0.0
Michael Stone	2	0	0	0	-2	0	0	0	0	0	0	5	0.0
Kevin Connauton	1	0	0	0	0	4	0	0	0	0	0	2	0.0
Craig Cunningham	1	0	0	0	-1	0	0	0	0	0	0	0	0.0
Laurent Dauphin	1	0	0	0	-1	0	0	0	0	0	0	1	0.0
Alex Grant	1	0	0	0	1	0	0	0	0	0	0	1	0.0
Dustin Jeffrey	1	0	0	0	-1	0	0	0	0	0	0	0	0.0
Jiri Sekac	1	0	0	0	0	0	0	0	0	0	0	0	0.0
Alex Tanguay	1	0	0	0	1	0	0	0	0	0	0	1	0.0
Viktor Tikhonov	1	0	0	0	0	0	0	0	0	0	0	0	0.0

POWER PLAY: 2-6 33.3% / PENALTY KILLING: 8-10 80.0%

PREDATORS	GP	G	A	P	+/-	PIM	PP	SH	GW	GT	EN	S	S%
Filip Forsberg	3	3	2	5	-1	4	0	0	1	0	0	13	23.1
Shea Weber	3	1	3	4	3	0	1	0	0	0	0	7	14.3
Roman Josi	3	1	2	3	3	0	0	0	1	0	0	5	20.0
James Neal	3	1	1	2	2	0	0	0	0	0	1	12	8.3
Mike Ribeiro	3	1	1	2	3	0	0	0	0	0	0	3	33.3
Craig Smith	3	0	2	2	-1	0	0	0	0	0	0	9	0.0
Ryan Johansen	2	0	2	2	1	4	0	0	0	0	0	5	0.0
Calle Jarnkrok	3	1	0	1	2	2	1	0	0	0	0	5	20.0
Cody Hodgson	2	0	1	1	1	0	0	0	0	0	0	3	0.0
Viktor Arvidsson	3	0	0	0	-1	0	0	0	0	0	0	7	0.0
Mattias Ekholm	3	0	0	0	-3	0	0	0	0	0	0	5	0.0
Ryan Ellis	3	0	0	0	-2	0	0	0	0	0	0	11	0.0
Mike Fisher	3	0	0	0	-3	0	0	0	0	0	0	1	0.0
Cody Bass	2	0	0	0	0	0	0	0	0	0	0	2	0.0
Paul Gaustad	2	0	0	0	-1	0	0	0	0	0	0	0	0.0
Petter Granberg	2	0	0	0	-1	0	0	0	0	0	0	1	0.0
Barret Jackman	2	0	0	0	0	2	0	0	0	0	0	0	0.0
Eric Nystrom	2	0	0	0	-1	0	0	0	0	0	0	0	0.0
Colton Sissons	2	0	0	0	1	0	0	0	0	0	0	1	0.0
Anthony Bitetto	1	0	0	0	-1	0	0	0	0	0	0	1	0.0
Seth Jones	1	0	0	0	0	2	0	0	0	0	0	2	0.0
Miikka Salomaki	1	0	0	0	-1	0	0	0	0	0	0	1	0.0
Austin Watson	1	0	0	0	0	0	0	0	0	0	0	2	0.0
Colin Wilson	1	0	0	0	-1	0	0	0	0	0	0	2	0.0

POWER PLAY: 2-10 20.0% / PENALTY KILLING: 4-6 66.7%

### GOALTENDING

COYOTES	GP	Min	W-L-OT	SO	GA	SA	SV	GAA	SV%
Louis Domingue	1	60	1-0-0	1	0	26	26	0.00	1.000
Mike Smith	2	119	0-1-1	0	7	71	64	3.52	.901

PREDATORS	GP	Min	W-L-OT	SO	GA	SA	SV	GAA	SV%
Pekka Rinne	2	119	2-0-0	0	4	33	29	2.02	.879
Carter Hutton	1	59	0-1-0	0	3	28	25	3.04	.893

### GOALS BY PERIOD

COYOTES	1	2	3	OT	TOT	PREDATORS	1	2	3	OT	TOT
	2	3	3	0	8		0	1	6	1	8

### SHOTS BY PERIOD

COYOTES	1	2	3	OT	TOT	PREDATORS	1	2	3	OT	TOT
	19	22	21	0	62		35	29	33	1	98

SEE RECORDS SECTION FOR "ALL TIME VS THE PREDATORS" BREAKDOWN



## NEW JERSEY DEVILS

2015-16 SEASON SERIES - Won: 0 Lost: 1 OT: 1

## LAST TIME VS THE DEVILS...

Last Home Win: January 18, 2014 (3-2)  
 Last Home Loss: January 16, 2016 (2-0)  
 Last Home Tie: December 3, 1990 (4-4)  
 Last Road Win: March 27, 2014 (3-2 SO)  
 Last Road Loss: October 20, 2015 (3-2, OT)  
 Last Road Tie: January 2, 1993 (2-2)

AT ARIZONA	COYOTES	DEVILS	ATTEND	GOALTENDERS	W. GOAL
Jan 16 '16	Coyotes 0	Devils 2	11,745	Anders Lindback vs Cory Schneider	Reid Boucher

AT NEW JERSEY	COYOTES	DEVILS	ATTEND	GOALTENDERS	W. GOAL
Oct 20 '15*	Coyotes 2	Devils 3	12,171	Mike Smith vs Cory Schneider	Adam Larsson

\* - Overtime \*\* - Shootout

## INDIVIDUAL SCORING

## COYOTES

Player	GP	G	A	P	+/-	PIM	PP	SH	GW	GT	EN	S	S%
Mikkel Boedker	2	1	0	1	-3	0	0	0	0	0	0	8	12.5
Anthony Duclair	2	1	0	1	0	0	1	0	0	0	0	3	33.3
Max Domi	2	0	1	1	-1	0	0	0	0	0	0	1	0.0
Oliver Ekman-Larsson	2	0	1	1	-3	2	0	0	0	0	0	4	0.0
Martin Hanzal	2	0	1	1	-1	0	0	0	0	0	0	4	0.0
Michael Stone	2	0	1	1	1	2	0	0	0	0	0	5	0.0
Kyle Chipchura	2	0	0	0	0	7	0	0	0	0	0	2	0.0
Shane Doan	2	0	0	0	0	0	0	0	0	0	0	5	0.0
Steve Downie	2	0	0	0	0	0	0	0	0	0	0	0	0.0
Boyd Gordon	2	0	0	0	0	0	0	0	0	0	0	1	0.0
Nicklas Grossmann	2	0	0	0	-1	0	0	0	0	0	0	2	0.0
Jordan Martinook	2	0	0	0	-1	0	0	0	0	0	0	2	0.0
Zbynek Michalek	2	0	0	0	-1	0	0	0	0	0	0	3	0.0
Connor Murphy	2	0	0	0	-2	0	0	0	0	0	0	0	0.0
Brad Richardson	2	0	0	0	-1	7	0	0	0	0	0	4	0.0
Tobias Rieder	2	0	0	0	-2	0	0	0	0	0	0	7	0.0
Antoine Vermette	2	0	0	0	-2	0	0	0	0	0	0	5	0.0
Kevin Connauton	1	0	0	0	0	2	0	0	0	0	0	2	0.0
Klas Dahlbeck	1	0	0	0	0	0	0	0	0	0	0	0	0.0

POWER PLAY: 1-10 10.0% / PENALTY KILLING: 5-5 100.0%

## DEVILS

Player	GP	G	A	P	+/-	PIM	PP	SH	GW	GT	EN	S	S%
Travis Zajac	2	1	3	4	3	7	0	1	0	0	0	3	33.3
Adam Larsson	2	1	2	3	3	2	0	0	1	0	0	2	50.0
Lee Stempniak	2	0	2	2	2	0	0	0	0	0	0	3	0.0
Kyle Palmieri	2	1	0	1	1	6	0	0	0	0	0	4	25.0
Reid Boucher	1	1	0	1	1	0	0	0	1	0	0	2	50.0
Michael Cammalleri	1	1	0	1	1	0	0	0	0	0	0	8	12.5
Joseph Blandisi	1	0	1	1	1	2	0	0	0	0	0	0	0.0
Jacob Josefson	1	0	1	1	0	0	0	0	0	0	0	0	0.0
Eric Gelinas	2	0	0	0	0	2	0	0	0	0	0	2	0.0
Stephen Gionta	2	0	0	0	-1	0	0	0	0	0	0	1	0.0
Andy Greene	2	0	0	0	2	2	0	0	0	0	0	2	0.0
Adam Henrique	2	0	0	0	1	0	0	0	0	0	0	2	0.0
Sergey Kalinin	2	0	0	0	1	2	0	0	0	0	0	0	0.0
John Moore	2	0	0	0	0	0	0	0	0	0	0	1	0.0
David Schlemko	2	0	0	0	0	0	0	0	0	0	0	2	0.0
Damon Severson	2	0	0	0	2	0	0	0	0	0	0	2	0.0
Jordin Tootoo	2	0	0	0	-1	5	0	0	0	0	0	4	0.0
Tyler Kennedy	1	0	0	0	0	0	0	0	0	0	0	0	0.0
Stefan Matteau	1	0	0	0	0	2	0	0	0	0	0	0	0.0
Jon Merrill	1	0	0	0	0	0	0	0	0	0	0	0	0.0
Brian O'Neill	1	0	0	0	0	2	0	0	0	0	0	1	0.0
Tuomo Ruutu	1	0	0	0	0	0	0	0	0	0	0	0	0.0
Jiri Tlustý	1	0	0	0	1	0	0	0	0	0	0	2	0.0

POWER PLAY: 0-5 0.0% / PENALTY KILLING: 9-10 90.0%

## GOALTENDING

## COYOTES

Goalie	GP	Min	W-L-OT	SO	GA	SA	SV	GAA	SV%
Mike Smith	1	60	0-0-1	0	3	25	22	3.00	.880
Anders Lindback	1	57	0-1-0	0	2	16	14	2.10	.875

## DEVILS

Goalie	GP	Min	W-L-OT	SO	GA	SA	SV	GAA	SV%
Cory Schneider	2	120	2-0-0	1	2	58	56	1.00	.966

## GOALS BY PERIOD

## COYOTES

1	2	3	OT	TOT
0	0	2	0	2

## DEVILS

1	2	3	OT	TOT
1	1	2	1	5

## SHOTS BY PERIOD

## COYOTES

1	2	3	OT	TOT
12	25	20	1	58

## DEVILS

1	2	3	OT	TOT
13	17	10	1	41

SEE RECORDS SECTION FOR "ALL TIME VS THE DEVILS" BREAKDOWN



## NEW YORK ISLANDERS

2015-16 SEASON SERIES - Won: 1 Lost: 1 OT: 0

AT ARIZONA	COYOTES	ISLANDERS	ATTEND	GOALTENDERS	W. GOAL
Dec 19 '15	Coyotes 1	Islanders 0	11,878	Louis Domingue vs Jaroslav Halak	Oliver Ekman-Larsson

AT NEW YORK	COYOTES	ISLANDERS	ATTEND	GOALTENDERS	W. GOAL
Nov 16 '15	Coyotes 2	Islanders 5	11,841	Anders Lindback vs Jaroslav Halak	John Tavares

\* - Overtime \*\* - Shootout



## LAST TIME VS THE ISLANDERS...

Last Home Win: December 19, 2015 (1-0)  
 Last Home Loss: November 8, 2014 (1-0)  
 Last Home Tie: March 25, 2001 (2-2)  
 Last Road Win: December 18, 2010 (4-3 SO)  
 Last Road Loss: November 16, 2015 (5-2)  
 Last Road Tie: January 10, 2000 (2-2)

## INDIVIDUAL SCORING

## COYOTES

Player	GP	G	A	P	+/-	PIM	PP	SH	GW	GT	EN	S	S%
Oliver Ekman-Larsson	2	1	1	2	0	4	0	0	1	0	0	2	50.0
Anthony Duclair	2	0	2	2	1	0	0	0	0	0	0	0	0.0
Mikkel Boedker	2	1	0	1	-2	2	1	0	0	0	0	7	14.3
Martin Hanzal	2	1	0	1	-1	0	0	0	0	0	0	6	16.7
Max Domi	2	0	1	1	-1	0	0	0	0	0	0	3	0.0
Tobias Rieder	2	0	1	1	-1	0	0	0	0	0	0	7	0.0
Kyle Chipchura	2	0	0	0	0	0	0	0	0	0	0	2	0.0
Klas Dahlbeck	2	0	0	0	-1	0	0	0	0	0	0	0	0.0
Shane Doan	2	0	0	0	-2	0	0	0	0	0	0	6	0.0
Boyd Gordon	2	0	0	0	0	0	0	0	0	0	0	6	0.0
Jordan Martinook	2	0	0	0	-1	0	0	0	0	0	0	2	0.0
Connor Murphy	2	0	0	0	0	0	0	0	0	0	0	1	0.0
Brad Richardson	2	0	0	0	0	2	0	0	0	0	0	4	0.0
Michael Stone	2	0	0	0	1	0	0	0	0	0	0	5	0.0
Antoine Vermette	2	0	0	0	-1	6	0	0	0	0	0	3	0.0
Craig Cunningham	1	0	0	0	0	0	0	0	0	0	0	1	0.0
Stefan Elliott	1	0	0	0	0	0	0	0	0	0	0	3	0.0
Nicklas Grossmann	1	0	0	0	0	0	0	0	0	0	0	1	0.0
Zbynek Michalek	1	0	0	0	-2	0	0	0	0	0	0	0	0.0
Philip Samuelsson	1	0	0	0	-1	0	0	0	0	0	0	1	0.0
Viktor Tikhonov	1	0	0	0	0	0	0	0	0	0	0	2	0.0

## ISLANDERS

Player	GP	G	A	P	+/-	PIM	PP	SH	GW	GT	EN	S	S%
John Tavares	2	2	1	3	0	0	0	0	1	0	1	6	33.3
Kyle Okposo	1	0	3	3	2	0	0	0	0	0	0	3	0.0
Brock Nelson	2	1	1	2	1	0	0	0	0	0	0	5	20.0
Frans Nielsen	2	1	1	2	1	2	1	0	0	0	0	7	14.3
Steve Bernier	2	1	0	1	1	0	0	0	0	0	0	3	33.3
Johnny Boychuk	2	0	1	1	0	2	0	0	0	0	0	3	0.0
Casey Cizikas	2	0	1	1	1	0	0	0	0	0	0	3	0.0
Josh Bailey	2	0	0	0	0	0	0	0	0	0	0	1	0.0
Cal Clutterbuck	2	0	0	0	-1	2	0	0	0	0	0	2	0.0
Calvin de Haan	2	0	0	0	1	0	0	0	0	0	0	1	0.0
Mikhail Grabovski	2	0	0	0	0	0	0	0	0	0	0	1	0.0
Travis Hamonic	2	0	0	0	1	0	0	0	0	0	0	6	0.0
Nikolay Kulemin	2	0	0	0	1	0	0	0	0	0	0	5	0.0
Nick Leddy	2	0	0	0	1	0	0	0	0	0	0	2	0.0
Anders Lee	2	0	0	0	0	0	0	0	0	0	0	2	0.0
Matt Martin	2	0	0	0	0	2	0	0	0	0	0	3	0.0
Marek Zidlicky	2	0	0	0	1	0	0	0	0	0	0	2	0.0
Thomas Hickey	1	0	0	0	0	0	0	0	0	0	0	2	0.0
Brian Strait	1	0	0	0	0	2	0	0	0	0	0	0	0.0
Ryan Strome	1	0	0	0	0	0	0	0	0	0	0	0	0.0

POWER PLAY: 1-5 20.0% / PENALTY KILLING: 6-7 85.7%

POWER PLAY: 1-7 14.3% / PENALTY KILLING: 4-5 80.0%

## GOALTENDING

## COYOTES

Goalie	GP	Min	W-L-OT	SO	GA	SA	SV	GAA	SV%
Louis Domingue	1	60	1-0-0	1	0	25	25	0.00	1.000
Anders Lindback	1	59	0-1-0	0	4	31	27	4.10	.871

## ISLANDERS

Goalie	GP	Min	W-L-OT	SO	GA	SA	SV	GAA	SV%
Jaroslav Halak	2	119	1-1-0	0	3	62	59	1.51	.952

## GOALS BY PERIOD

## COYOTES

1	2	3	OT	TOT
1	0	2	0	3

## ISLANDERS

1	2	3	OT	TOT
1	0	4	0	5

## SHOTS BY PERIOD

## COYOTES

1	2	3	OT	TOT
14	14	34	0	62

## ISLANDERS

1	2	3	OT	TOT
17	24	16	0	57

SEE RECORDS SECTION FOR "ALL TIME VS THE ISLANDERS" BREAKDOWN



## NEW YORK RANGERS

2015-16 SEASON SERIES - Won: 0 Lost: 2 OT: 0

## LAST TIME VS THE RANGERS...

Last Home Win: October 3, 2013 (4-1)  
 Last Home Loss: November 7, 2015 (4-1)  
 Last Home Tie: December 28, 1999 (2-2)  
 Last Road Win: December 16, 2007 (5-1)  
 Last Road Loss: October 22, 2015 (4-1)  
 Last Road Tie: November 20, 1989 (3-3)

AT ARIZONA	COYOTES	RANGERS	ATTEND	GOALTENDERS	W. GOAL
Nov 7 '15	Coyotes 1	Rangers 4	13,029	Mike Smith, Anders Lindback vs Antti Raanta	J. T. Miller

AT NEW YORK	COYOTES	RANGERS	ATTEND	GOALTENDERS	W. GOAL
Oct 22 '15	Coyotes 1	Rangers 4	18,006	Mike Smith vs Henrik Lundqvist	Kevin Hayes

\* - Overtime \*\* - Shootout

## INDIVIDUAL SCORING

COYOTES														RANGERS													
Player	GP	G	A	P	+/-	PIM	PP	SH	GW	GT	EN	S	S%	Player	GP	G	A	P	+/-	PIM	PP	SH	GW	GT	EN	S	S%
Klas Dahlbeck	2	1	0	1	0	0	0	0	0	0	0	4	25.0	Chris Kreider	2	2	1	3	3	0	0	0	0	0	0	5	40.0
Shane Doan	2	1	0	1	-4	2	1	0	0	0	0	7	14.3	Kevin Hayes	2	2	0	2	0	0	1	0	1	0	0	6	33.3
Max Domi	2	0	1	1	0	0	0	0	0	0	0	3	0.0	J.T. Miller	2	1	1	2	2	0	0	0	1	0	0	3	33.3
Oliver Ekman-Larsson	2	0	1	1	-4	0	0	0	0	0	0	8	0.0	Keith Yandle	2	1	1	2	0	2	1	0	0	0	0	5	20.0
Martin Hanzal	2	0	1	1	0	0	0	0	0	0	0	9	0.0	Derek Stepan	2	0	2	2	4	0	0	0	0	0	0	6	0.0
Kyle Chipchura	1	0	1	1	-1	0	0	0	0	0	0	1	0.0	Mats Zuccarello	2	0	2	2	1	0	0	0	0	0	0	3	0.0
Mikkel Boedker	2	0	0	0	-4	0	0	0	0	0	0	4	0.0	Jesper Fast	2	1	0	1	1	0	0	0	0	0	0	3	33.3
Steve Downie	2	0	0	0	0	0	0	0	0	0	0	0	0.0	Rick Nash	1	1	0	1	1	2	0	0	0	0	1	4	25.0
Anthony Duclair	2	0	0	0	0	0	0	0	0	0	0	7	0.0	Dan Boyle	2	0	1	1	3	0	0	0	0	0	0	2	0.0
Boyd Gordon	2	0	0	0	-2	0	0	0	0	0	0	4	0.0	Dan Girardi	2	0	1	1	0	0	0	0	0	0	0	3	0.0
Nicklas Grossmann	2	0	0	0	-1	2	0	0	0	0	0	0	0.0	Oscar Lindberg	2	0	1	1	0	4	0	0	0	0	0	3	0.0
Jordan Martinook	2	0	0	0	-3	0	0	0	0	0	0	5	0.0	Marc Staal	2	0	1	1	3	2	0	0	0	0	0	2	0.0
Zbynek Michalek	2	0	0	0	1	0	0	0	0	0	0	2	0.0	Derick Brassard	2	0	0	0	0	0	0	0	0	0	0	3	0.0
Connor Murphy	2	0	0	0	-2	0	0	0	0	0	0	2	0.0	Kevin Klein	2	0	0	0	2	0	0	0	0	0	0	0	0.0
Brad Richardson	2	0	0	0	-2	4	0	0	0	0	0	3	0.0	Ryan McDonagh	2	0	0	0	2	2	0	0	0	0	0	4	0.0
Tobias Rieder	2	0	0	0	-1	2	0	0	0	0	0	7	0.0	Dominic Moore	2	0	0	0	1	0	0	0	0	0	0	1	0.0
Michael Stone	2	0	0	0	-2	4	0	0	0	0	0	4	0.0	Viktor Stalberg	2	0	0	0	0	0	0	0	0	0	0	2	0.0
Stefan Elliott	1	0	0	0	-1	0	0	0	0	0	0	4	0.0	Jarret Stoll	2	0	0	0	2	2	0	0	0	0	0	1	0.0
Tyler Gaudet	1	0	0	0	0	0	0	0	0	0	0	0	0.0	Emerson Etem	1	0	0	0	0	0	0	0	0	0	0	1	0.0
Antoine Vermette	1	0	0	0	0	0	0	0	0	0	0	1	0.0														

POWER PLAY: 1-7 14.3% / PENALTY KILLING: 5-7 71.4%

POWER PLAY: 2-7 28.6% / PENALTY KILLING: 6-7 85.7%

## GOALTENDING

COYOTES											RANGERS										
Goalie	GP	Min	W-L-OT	SO	GA	SA	SV	GAA	SV%		Goalie	GP	Min	W-L-OT	SO	GA	SA	SV	GAA	SV%	
Anders Lindback	1	34	0-0-0	0	1	13	12	1.75	.923		Antti Raanta	1	60	1-0-0	0	1	40	39	1.00	.975	
Mike Smith	2	85	0-2-0	0	6	44	38	4.25	.864		Henrik Lundqvist	1	60	1-0-0	0	1	35	34	1.00	.971	

## GOALS BY PERIOD

COYOTES						RANGERS					
1	2	3	OT	TOT		1	2	3	OT	TOT	
1	0	1	0	2		1	4	3	0	8	

## SHOTS BY PERIOD

COYOTES						RANGERS					
1	2	3	OT	TOT		1	2	3	OT	TOT	
18	23	34	0	75		20	20	18	0	58	

SEE RECORDS SECTION FOR "ALL TIME VS THE RANGERS" BREAKDOWN



# 2016-17 ARIZONA COYOTES

## OTTAWA SENATORS

2015-16 SEASON SERIES - Won: 2 Lost: 0 OT: 0

AT ARIZONA	COYOTES	SENATORS	ATTEND	GOALTENDERS	W. GOAL
Nov 28 '15	Coyotes 4	Senators 3	12,727	Anders Lindback vs Craig Anderson	Mikkel Boedker

AT OTTAWA	COYOTES	SENATORS	ATTEND	GOALTENDERS	W. GOAL
Oct 24 '15	Coyotes 4	Senators 1	17,270	Anders Lindback vs Craig Anderson	Brad Richardson

\* - Overtime \*\* - Shootout



### LAST TIME VS THE SENATORS...

Last Home Win: November 28, 2015 (4-3)  
 Last Home Loss: January 10, 2015 (5-1)  
 Last Home Tie: January 11, 1998 (4-4)  
 Last Road Win: October 24, 2015 (4-1)  
 Last Road Loss: January 31, 2015 (7-2)  
 Last Road Tie: February 1, 1993 (4-4)

### INDIVIDUAL SCORING

#### COYOTES

Player	GP	G	A	P	+/-	PIM	PP	SH	GW	GT	EN	S	S%
Mikkel Boedker	2	6	0	6	4	0	0	0	1	0	1	13	46.2
Max Domi	2	0	2	2	4	2	0	0	0	0	0	2	0.0
Michael Stone	2	0	2	2	3	0	0	0	0	0	0	3	0.0
Antoine Vermette	1	0	2	2	2	2	0	0	0	0	0	0	0.0
Brad Richardson	2	1	0	1	1	0	0	0	1	0	0	3	33.3
Dustin Jeffrey	1	1	0	1	1	2	0	0	0	0	0	1	100.0
Kyle Chipchura	2	0	1	1	2	0	0	0	0	0	0	0	0.0
Klas Dahlbeck	2	0	1	1	2	0	0	0	0	0	0	2	0.0
Oliver Ekman-Larsson	2	0	1	1	3	0	0	0	0	0	0	5	0.0
Jordan Martinook	2	0	1	1	0	0	0	0	0	0	0	3	0.0
Tobias Rieder	2	0	1	1	1	0	0	0	0	0	0	3	0.0
Anthony Duclair	2	0	0	0	-1	0	0	0	0	0	0	1	0.0
Boyd Gordon	2	0	0	0	0	0	0	0	0	0	0	0	0.0
Nicklas Grossmann	2	0	0	0	0	0	0	0	0	0	0	1	0.0
Martin Hanzal	2	0	0	0	0	2	0	0	0	0	0	0	0.0
Connor Murphy	2	0	0	0	0	4	0	0	0	0	0	4	0.0
Craig Cunningham	1	0	0	0	0	0	0	0	0	0	0	2	0.0
Shane Doan	1	0	0	0	1	0	0	0	0	0	0	1	0.0
Steve Downie	1	0	0	0	0	0	0	0	0	0	0	0	0.0
Stefan Elliott	1	0	0	0	0	0	0	0	0	0	0	0	0.0
Zbynek Michalek	1	0	0	0	2	0	0	0	0	0	0	1	0.0
John Scott	1	0	0	0	0	0	0	0	0	0	0	0	0.0

#### SENATORS

Player	GP	G	A	P	+/-	PIM	PP	SH	GW	GT	EN	S	S%
Mark Stone	2	1	2	3	-4	0	0	0	0	0	0	6	16.7
Mike Hoffman	1	2	0	2	-1	0	1	0	0	0	0	7	28.6
Erik Karlsson	2	0	2	2	-4	0	0	0	0	0	0	7	0.0
Bobby Ryan	2	0	2	2	-1	0	0	0	0	0	0	11	0.0
Cody Ceci	2	1	0	1	-1	0	0	0	0	0	0	5	20.0
Kyle Turris	2	0	1	1	-2	2	0	0	0	0	0	4	0.0
Marc Methot	1	0	1	1	-1	0	0	0	0	0	0	2	0.0
Mark Borowiecki	2	0	0	0	0	0	0	0	0	0	0	1	0.0
Alex Chiasson	2	0	0	0	-1	2	0	0	0	0	0	2	0.0
Jared Cowen	2	0	0	0	-2	2	0	0	0	0	0	2	0.0
Curtis Lazar	2	0	0	0	-4	0	0	0	0	0	0	3	0.0
Milan Michalek	2	0	0	0	1	2	0	0	0	0	0	2	0.0
Chris Neil	2	0	0	0	-1	0	0	0	0	0	0	2	0.0
Jean-Gabriel Pageau	2	0	0	0	0	0	0	0	0	0	0	5	0.0
Shane Prince	2	0	0	0	-1	0	0	0	0	0	0	5	0.0
Zack Smith	2	0	0	0	-1	0	0	0	0	0	0	1	0.0
Chris Wideman	2	0	0	0	0	0	0	0	0	0	0	4	0.0
Mika Zibanejad	2	0	0	0	-2	0	0	0	0	0	0	3	0.0
Max McCormick	1	0	0	0	0	0	0	0	0	0	0	1	0.0
Patrick Wiercioch	1	0	0	0	-1	0	0	0	0	0	0	1	0.0

POWER PLAY: 1-6 16.7% / PENALTY KILLING: 4-4 100.0%

POWER PLAY: 0-4 0.0% / PENALTY KILLING: 5-6 83.3%

### GOALTENDING

#### COYOTES

Goalie	GP	Min	W-L-OT	SO	GA	SA	SV	GAA	SV%
Anders Lindback	2	120	2-0-0	0	4	74	70	2.00	.946

#### SENATORS

Goalie	GP	Min	W-L-OT	SO	GA	SA	SV	GAA	SV%
Craig Anderson	2	118	0-2-0	0	7	44	37	3.56	.841

### GOALS BY PERIOD

COYOTES					SENATORS				
1	2	3	OT	TOT	1	2	3	OT	TOT
2	2	4	0	8	1	2	1	0	4

### SHOTS BY PERIOD

COYOTES					SENATORS				
1	2	3	OT	TOT	1	2	3	OT	TOT
12	17	16	0	45	26	26	22	0	74

SEE RECORDS SECTION FOR "ALL TIME VS THE SENATORS" BREAKDOWN





## PHILADELPHIA FLYERS

2015-16 SEASON SERIES - Won: 1 Lost: 1 OT: 0

## LAST TIME VS THE FLYERS...

Last Home Win: March 26, 2016 (2-1)  
 Last Home Loss: January 4, 2014 (5-3)  
 Last Home Tie: April 4, 1994 (2-2)  
 Last Road Win: October 11, 2013 (2-1)  
 Last Road Loss: February 27, 2016 (4-2)  
 Last Road Tie: None

AT ARIZONA	COYOTES	FLYERS	ATTEND	GOALTENDERS	W. GOAL
Mar 26 '16	Coyotes 2	Flyers 1	16,002	Mike Smith vs Steve Mason	Michael Stone

AT PHILADELPHIA	COYOTES	FLYERS	ATTEND	GOALTENDERS	W. GOAL
Feb 27 '16	Coyotes 2	Flyers 4	19,773	Louis Domingue vs Michal Neuvirth	Sam Gagner

\* - Overtime \*\* - Shootout

## INDIVIDUAL SCORING

COYOTES														FLYERS													
Player	GP	G	A	P	+/-	PIM	PP	SH	GW	GT	EN	S	S%	Player	GP	G	A	P	+/-	PIM	PP	SH	GW	GT	EN	S	S%
Shane Doan	2	1	1	2	1	2	1	0	0	0	0	5	20.0	Mark Streit	2	0	3	3	1	2	0	0	0	0	0	4	0.0
Michael Stone	2	1	1	2	1	2	0	0	1	0	0	2	50.0	Sean Couturier	2	1	1	2	-1	2	1	0	0	0	0	4	25.0
Oliver Ekman-Larsson	2	1	0	1	-1	16	0	0	0	0	0	5	20.0	Brayden Schenn	2	0	2	2	1	2	0	0	0	0	0	4	0.0
Brad Richardson	2	1	0	1	0	0	0	0	0	0	0	5	20.0	Pierre-Edouard Bellemare	2	1	0	1	1	0	0	0	0	0	0	2	50.0
Max Domi	2	0	1	1	1	0	0	0	0	0	0	2	0.0	Sam Gagner	2	1	0	1	0	0	0	0	1	0	0	7	14.3
Anthony Duclair	2	0	1	1	0	0	0	0	0	0	0	6	0.0	Claude Giroux	2	1	0	1	-2	0	1	0	0	0	0	7	14.3
Martin Hanzal	2	0	1	1	0	15	0	0	0	0	0	5	0.0	Scott Laughton	1	1	0	1	1	5	0	0	0	0	0	2	50.0
Antoine Vermette	2	0	1	1	0	2	0	0	0	0	0	4	0.0	Nick Cousins	2	0	1	1	2	0	0	0	0	0	0	1	0.0
Mikkel Boedker	1	0	1	1	0	0	0	0	0	0	0	4	0.0	Shayne Gostisbehere	2	0	1	1	0	2	0	0	0	0	0	7	0.0
Alex Tanguay	1	0	1	1	0	0	0	0	0	0	0	0	0.0	Matt Read	2	0	1	1	1	0	0	0	0	0	0	1	0.0
Kevin Connauton	2	0	0	0	1	7	0	0	0	0	0	1	0.0	Wayne Simmonds	2	0	1	1	0	10	0	0	0	0	0	4	0.0
Jordan Martinook	2	0	0	0	-1	0	0	0	0	0	0	3	0.0	Radko Gudas	2	0	0	0	-1	0	0	0	0	0	0	5	0.0
Zbynek Michalek	2	0	0	0	0	0	0	0	0	0	0	1	0.0	Andrew MacDonald	2	0	0	0	0	0	0	0	0	0	0	3	0.0
Connor Murphy	2	0	0	0	-1	0	0	0	0	0	0	1	0.0	Brandon Manning	2	0	0	0	-1	4	0	0	0	0	0	3	0.0
Tobias Rieder	2	0	0	0	-1	0	0	0	0	0	0	0	0.0	Michael Raffl	2	0	0	0	-1	0	0	0	0	0	0	4	0.0
Kyle Chipchura	1	0	0	0	0	0	0	0	0	0	0	1	0.0	Nick Schultz	2	0	0	0	1	0	0	0	0	0	0	1	0.0
Klas Dahlbeck	1	0	0	0	0	0	0	0	0	0	0	0	0.0	Chris VandeVelde	2	0	0	0	-1	2	0	0	0	0	0	0	0.0
Tyler Gaudet	1	0	0	0	0	0	0	0	0	0	0	0	0.0	Ryan White	2	0	0	0	0	12	0	0	0	0	0	4	0.0
Boyd Gordon	1	0	0	0	0	0	0	0	0	0	0	0	0.0	Jakub Voracek	1	0	0	0	-1	0	0	0	0	0	0	5	0.0
Nicklas Grossmann	1	0	0	0	0	2	0	0	0	0	0	0	0.0	POWER PLAY: 2-9 22.2% / PENALTY KILLING: 6-7 85.7%													
Sergei Plotnikov	1	0	0	0	0	0	0	0	0	0	0	1	0.0														
Jiri Sekac	1	0	0	0	0	0	0	0	0	0	0	1	0.0														
Viktor Tikhonov	1	0	0	0	0	0	0	0	0	0	0	1	0.0														

POWER PLAY: 1-7 14.3% / PENALTY KILLING: 7-9 77.8%

## GOALTENDING

COYOTES											FLYERS										
Goalie	GP	Min	W-L-OT	SO	GA	SA	SV	GAA	SV%		Goalie	GP	Min	W-L-OT	SO	GA	SA	SV	GAA	SV%	
Mike Smith	1	60	1-0-0	0	1	35	34	1.01	.971		Michal Neuvirth	1	60	1-0-0	0	2	31	29	2.00	.935	
Louis Domingue	1	58	0-1-0	0	4	33	29	4.14	.879		Steve Mason	1	57	0-1-0	0	2	17	15	2.09	.882	

## GOALS BY PERIOD

COYOTES					FLYERS				
1	2	3	OT	TOT	1	2	3	OT	TOT
1	2	1	0	4	3	0	2	0	5

## SHOTS BY PERIOD

COYOTES					FLYERS				
1	2	3	OT	TOT	1	2	3	OT	TOT
18	19	11	0	48	20	25	23	0	68

SEE RECORDS SECTION FOR "ALL TIME VS THE FLYERS" BREAKDOWN



## PITTSBURGH PENGUINS

2015-16 SEASON SERIES - Won: 1 Lost: 1 OT: 0

AT ARIZONA	COYOTES	PENGUINS	ATTEND	GOALTENDERS	W. GOAL
Oct '15, 2015	Coyotes 2	Penguins 1	17,125	Mike Smith vs Marc-Andre Fleury	Jordan Martinook

AT PITTSBURGH	COYOTES	PENGUINS	ATTEND	GOALTENDERS	W. GOAL
Feb 29 '16	Coyotes 0	Penguins 6	18,435	Louis Domingue vs Marc-Andre Fleury	Patric Hornqvist

\* - Overtime \*\* - Shootout



## LAST TIME VS THE PENGUINS...

Last Home Win: October 10, 2015 (2-1)  
 Last Home Loss: March 21, 2015 (3-1)  
 Last Home Tie: December 12, 1997 (2-2)  
 Last Road Win: March 25, 2014 (3-2)  
 Last Road Loss: February 29, 2016 (6-0)  
 Last Road Tie: None

## INDIVIDUAL SCORING

## COYOTES

Player	GP	G	A	P	+/-	PIM	PP	SH	GW	GT	EN	S	S%
Jordan Martinook	2	1	0	1	-1	0	0	0	1	0	0	6	16.7
Tobias Rieder	2	1	0	1	-2	0	0	0	0	0	0	7	14.3
Anthony Duclair	2	0	1	1	-1	2	0	0	0	0	0	1	0.0
Martin Hanzal	2	0	1	1	-1	2	0	0	0	0	0	7	0.0
Steve Downie	1	0	1	1	1	4	0	0	0	0	0	1	0.0
Boyd Gordon	1	0	1	1	1	0	0	0	0	0	0	0	0.0
Kyle Chipchura	2	0	0	0	-1	0	0	0	0	0	0	1	0.0
Klas Dahlbeck	2	0	0	0	-2	2	0	0	0	0	0	2	0.0
Shane Doan	2	0	0	0	-2	2	0	0	0	0	0	5	0.0
Max Domi	2	0	0	0	0	0	0	0	0	0	0	3	0.0
Oliver Ekman-Larsson	2	0	0	0	-2	0	0	0	0	0	0	9	0.0
Connor Murphy	2	0	0	0	-1	2	0	0	0	0	0	1	0.0
Brad Richardson	2	0	0	0	-2	0	0	0	0	0	0	2	0.0
Michael Stone	2	0	0	0	-3	2	0	0	0	0	0	4	0.0
Antoine Vermette	2	0	0	0	-2	0	0	0	0	0	0	3	0.0
Mikkel Boedker	1	0	0	0	0	0	0	0	0	0	0	3	0.0
Kevin Connauton	1	0	0	0	-1	0	0	0	0	0	0	6	0.0
Craig Cunningham	1	0	0	0	0	0	0	0	0	0	0	2	0.0
Stefan Elliott	1	0	0	0	0	4	0	0	0	0	0	2	0.0
Nicklas Grossmann	1	0	0	0	1	0	0	0	0	0	0	0	0.0
Zbynek Michalek	1	0	0	0	0	2	0	0	0	0	0	3	0.0
Sergei Plotnikov	1	0	0	0	0	2	0	0	0	0	0	1	0.0
Jiri Sekac	1	0	0	0	-2	0	0	0	0	0	0	0	0.0

POWER PLAY: 0-7 0.0% / PENALTY KILLING: 8-9 88.9%

## PENGUINS

Player	GP	G	A	P	+/-	PIM	PP	SH	GW	GT	EN	S	S%
Patric Hornqvist	2	3	1	4	3	4	1	0	1	0	0	10	30.0
Sidney Crosby	2	0	3	3	5	0	0	0	0	0	0	1	0.0
Phil Kessel	2	1	1	2	1	0	0	0	0	0	0	6	16.7
Chris Kunitz	2	1	1	2	5	0	0	0	0	0	0	4	25.0
Kris Letang	2	1	1	2	3	2	0	0	0	0	0	5	20.0
Matt Cullen	2	1	0	1	0	0	0	0	0	0	0	4	25.0
Ian Cole	2	0	1	1	0	0	0	0	0	0	0	4	0.0
Olli Maatta	2	0	1	1	4	0	0	0	0	0	0	3	0.0
Evgeni Malkin	2	0	1	1	-1	2	0	0	0	0	0	4	0.0
Bryan Rust	1	0	1	1	1	0	0	0	0	0	0	2	0.0
Nick Bonino	2	0	0	0	0	0	0	0	0	0	0	3	0.0
Brian Dumoulin	2	0	0	0	0	0	0	0	0	0	0	5	0.0
Kevin Porter	2	0	0	0	-1	0	0	0	0	0	0	1	0.0
Beau Bennett	1	0	0	0	0	2	0	0	0	0	0	2	0.0
Trevor Daley	1	0	0	0	0	0	0	0	0	0	0	0	0.0
Carl Hagelin	1	0	0	0	0	2	0	0	0	0	0	1	0.0
Tom Kuhnhackl	1	0	0	0	1	2	0	0	0	0	0	0	0.0
Ben Lovejoy	1	0	0	0	0	2	0	0	0	0	0	1	0.0
David Perron	1	0	0	0	0	0	0	0	0	0	0	1	0.0
Sergei Plotnikov	1	0	0	0	-1	0	0	0	0	0	0	1	0.0
Derrick Pouliot	1	0	0	0	1	2	0	0	0	0	0	0	0.0
Rob Scuderi	1	0	0	0	0	0	0	0	0	0	0	0	0.0
Daniel Sprong	1	0	0	0	-1	0	0	0	0	0	0	1	0.0
Scott Wilson	1	0	0	0	0	0	0	0	0	0	0	2	0.0

POWER PLAY: 1-9 11.1% / PENALTY KILLING: 7-7 100.0%

## GOALTENDING

## COYOTES

Goalie	GP	Min	W-L-OT	SO	GA	SA	SV	GAA	SV%
Mike Smith	1	60	1-0-0	0	1	28	27	1.00	.964
Louis Domingue	1	59	0-1-0	0	6	33	27	6.05	.818

## PENGUINS

Goalie	GP	Min	W-L-OT	SO	GA	SA	SV	GAA	SV%
Marc-Andre Fleury	2	119	1-1-0	1	2	69	67	1.01	.971

## GOALS BY PERIOD

COYOTES					PENGUINS				
1	2	3	OT	TOT	1	2	3	OT	TOT
0	2	0	0	2	2	3	2	0	7

## SHOTS BY PERIOD

COYOTES					PENGUINS				
1	2	3	OT	TOT	1	2	3	OT	TOT
25	21	23	0	69	21	18	22	0	61

SEE RECORDS SECTION FOR "ALL TIME VS THE PENGUINS" BREAKDOWN



## SAN JOSE SHARKS

2015-16 SEASON SERIES - Won: 1 Lost: 4 OT: 0

## LAST TIME VS THE SHARKS...

Last Home Win: March 17, 2016 (3-1)  
 Last Home Loss: January 21, 2016 (3-1)  
 Last Home Tie: October 19, 1995 (3-3)  
 Last Road Win: November 22, 2014 (4-3 SO)  
 Last Road Loss: April 9, 2016 (1-0)  
 Last Road Tie: October 25, 2003 (4-4)

AT ARIZONA	COYOTES	SHARKS	ATTEND	GOALTENDERS	W. GOAL
Mar 17 '16	Coyotes 3	Sharks 1	13,005	Mike Smith vs Martin Jones	Shane Doan
Jan 21 '16	Coyotes 1	Sharks 3	12,251	Louis Domingue vs Martin Jones	Chris Tierney

AT SAN JOSE	COYOTES	SHARKS	ATTEND	GOALTENDERS	W. GOAL
Apr 09 '16	Coyotes 0	Sharks 1	17,562	Mike Smith vs Martin Jones	Joe Pavelski
Mar 20 '16	Coyotes 0	Sharks 3	15,756	Mike Smith vs James Reimer	Joel Ward
Feb 13 '16	Coyotes 1	Sharks 4	17,562	Louis Domingue vs Martin Jones	Chris Tierney

\* - Overtime \*\* - Shootout

## INDIVIDUAL SCORING

## COYOTES

Player	GP	G	A	P	+/-	PIM	PP	SH	GW	GT	EN	S	S%
Shane Doan	5	1	1	2	1	21	0	0	1	0	0	6	16.7
Michael Stone	4	1	1	2	-1	4	0	0	0	0	0	10	10.0
Brad Richardson	5	1	0	1	1	0	0	0	0	0	0	8	12.5
Antoine Vermette	5	1	0	1	-1	2	1	0	0	0	1	8	12.5
Martin Hanzal	4	1	0	1	0	4	0	0	0	0	0	7	14.3
Klas Dahlbeck	5	0	1	1	1	4	0	0	0	0	0	6	0.0
Max Domi	5	0	1	1	0	7	0	0	0	0	0	8	0.0
Connor Murphy	5	0	1	1	-3	4	0	0	0	0	0	7	0.0
Tobias Rieder	5	0	1	1	-1	0	0	0	0	0	0	8	0.0
Kevin Connauton	4	0	1	1	0	4	0	0	0	0	0	7	0.0
Alex Tanguay	3	0	1	1	1	0	0	0	0	0	0	7	0.0
Anthony Duclair	5	0	0	0	2	0	0	0	0	0	0	2	0.0
Jordan Martinook	5	0	0	0	-1	2	0	0	0	0	0	3	0.0
Zbynek Michalek	5	0	0	0	1	0	0	0	0	0	0	8	0.0
Kyle Chipchura	4	0	0	0	-3	0	0	0	0	0	0	2	0.0
Boyd Gordon	4	0	0	0	-2	4	0	0	0	0	0	4	0.0
Nicklas Grossmann	4	0	0	0	-2	0	0	0	0	0	0	2	0.0
Viktor Tikhonov	4	0	0	0	-2	0	0	0	0	0	0	1	0.0
Oliver Ekman-Larsson	3	0	0	0	-2	6	0	0	0	0	0	10	0.0
Mikkel Boedker	2	0	0	0	-3	0	0	0	0	0	0	0	0.0
Laurent Dauphin	1	0	0	0	0	0	0	0	0	0	0	0	0.0
Tyler Gaudet	1	0	0	0	-1	0	0	0	0	0	0	0	0.0
Sergei Plotnikov	1	0	0	0	0	0	0	0	0	0	0	0	0.0
Philip Samuelsson	1	0	0	0	0	0	0	0	0	0	0	0	0.0

POWER PLAY: 1-14 7.1% / PENALTY KILLING: 15-20 75.0%

## SHARKS

Player	GP	G	A	P	+/-	PIM	PP	SH	GW	GT	EN	S	S%
Joe Thornton	5	0	5	5	3	0	0	0	0	0	0	5	0.0
Joonas Donskoi	5	1	3	4	1	0	1	0	0	0	1	13	7.7
Brent Burns	5	0	4	4	3	2	0	0	0	0	0	19	0.0
Tomas Hertl	5	3	0	3	2	4	1	0	0	0	0	12	25.0
Joe Pavelski	5	2	1	3	2	0	2	0	1	0	1	12	16.7
Paul Martin	4	0	3	3	3	0	0	0	0	0	0	2	0.0
Chris Tierney	5	2	0	2	2	0	0	0	2	0	0	8	25.0
Melker Karlsson	5	0	2	2	2	0	0	0	0	0	0	4	0.0
Patrick Marleau	5	1	0	1	-2	2	1	0	0	0	1	15	6.7
Joel Ward	5	1	0	1	-1	4	0	0	1	0	0	8	12.5
Tommy Wingels	4	1	0	1	0	4	0	0	0	0	0	7	14.3
Dainius Zubrus	4	1	0	1	2	4	0	0	0	0	0	4	25.0
Justin Braun	5	0	1	1	-1	2	0	0	0	0	0	3	0.0
Logan Couture	5	0	1	1	0	2	0	0	0	0	0	10	0.0
Brenden Dillon	4	0	1	1	1	0	0	0	0	0	0	2	0.0
Marc-Edouard Vlasic	3	0	1	1	-1	7	0	0	0	0	0	5	0.0
Mike Brown	1	0	1	1	1	0	0	0	0	0	0	1	0.0
Matt Tennyson	1	0	1	1	0	0	0	0	0	0	0	0	0.0
Dylan DeMelo	4	0	0	0	2	0	0	0	0	0	0	6	0.0
Matt Nieto	3	0	0	0	-3	0	0	0	0	0	0	4	0.0
Roman Polak	3	0	0	0	-1	7	0	0	0	0	0	6	0.0
Nick Spaling	3	0	0	0	0	2	0	0	0	0	0	1	0.0
Mirco Mueller	1	0	0	0	0	0	0	0	0	0	0	0	0.0

POWER PLAY: 5-20 25.0% / PENALTY KILLING: 13-14 92.9%

## GOALTENDING

## COYOTES

Goalie	GP	Min	W-L-OT	SO	GA	SA	SV	GAA	SV%
Mike Smith	3	177	1-2-0	0	4	95	91	1.35	.958
Louis Domingue	2	119	0-2-0	0	5	49	44	2.53	.898

## SHARKS

Goalie	GP	Min	W-L-OT	SO	GA	SA	SV	GAA	SV%
Martin Jones	4	239	3-1-0	1	4	88	84	1.00	.955
James Reimer	1	60	1-0-0	1	0	25	25	0.00	1.000

## GOALS BY PERIOD

COYOTES					SHARKS				
1	2	3	OT	TOT	1	2	3	OT	TOT
1	1	3	0	5	5	2	5	0	12

## SHOTS BY PERIOD

COYOTES					SHARKS				
1	2	3	OT	TOT	1	2	3	OT	TOT
40	46	28	0	114	47	52	48	0	147

SEE RECORDS SECTION FOR "ALL TIME VS THE SHARKS" BREAKDOWN



# 2016-17 ARIZONA COYOTES

## ST. LOUIS BLUES

2015-16 SEASON SERIES - Won: 0 Lost: 3 OT: 0

AT ARIZONA	COYOTES	BLUES	ATTEND	GOALTENDERS	W. GOAL
Feb 20 '16	Coyotes 4	Blues 6	15,839	Louis Domingue, Niklas Treutle vs Brian Elliott	Patrik Berglund

AT ST. LOUIS	COYOTES	BLUES	ATTEND	GOALTENDERS	W. GOAL
Apr 04 '16	Coyotes 2	Blues 5	19,465	Mike Smith vs Brian Elliott	Vladimir Tarasenko
Dec 08 '15	Coyotes 1	Blues 4	16,301	Mike Smith vs Jake Allen	Alexander Steen

\* - Overtime \*\* - Shootout



### LAST TIME VS THE BLUES...

Last Home Win: March 22, 2011 (2-1)  
 Last Home Loss: February 20, 2016 (6-4)  
 Last Home Tie: December 20, 2002 (3-3)  
 Last Road Win: November 12, 2013 (3-2 OT)  
 Last Road Loss: April 4, 2016 (5-2)  
 Last Road Tie: December 20, 2003 (1-1)

### INDIVIDUAL SCORING

#### COYOTES

Player	GP	G	A	P	+/-	PIM	PP	SH	GW	GT	EN	S	S%
Kevin Connauton	2	1	2	3	1	4	0	0	0	0	0	7	14.3
Max Domi	3	2	0	2	-1	4	0	0	0	0	0	6	33.3
Brad Richardson	3	0	2	2	2	0	0	0	0	0	0	2	0.0
Michael Stone	2	0	2	2	0	0	0	0	0	0	0	3	0.0
Alex Tanguay	1	0	2	2	0	4	0	0	0	0	0	0	0.0
Anthony Duclair	3	1	0	1	-3	0	0	0	0	0	0	5	20.0
Antoine Vermette	3	1	0	1	-4	14	0	0	0	0	0	4	25.0
Shane Doan	2	1	0	1	1	7	0	0	0	0	0	3	33.3
Steve Downie	1	1	0	1	1	0	0	0	0	0	0	2	50.0
Oliver Ekman-Larsson	3	0	1	1	-2	2	0	0	0	0	0	5	0.0
Jordan Martinook	3	0	1	1	-2	0	0	0	0	0	0	3	0.0
Connor Murphy	2	0	1	1	-1	0	0	0	0	0	0	4	0.0
Kyle Chipchura	3	0	0	0	-2	0	0	0	0	0	0	2	0.0
Klas Dahlbeck	3	0	0	0	-3	4	0	0	0	0	0	5	0.0
Zbynek Michalek	3	0	0	0	-1	2	0	0	0	0	0	0	0.0
Tobias Rieder	3	0	0	0	-4	0	0	0	0	0	0	6	0.0
Mikkel Boedker	2	0	0	0	-4	0	0	0	0	0	0	5	0.0
Boyd Gordon	2	0	0	0	0	2	0	0	0	0	0	1	0.0
Viktor Tikhonov	2	0	0	0	0	0	0	0	0	0	0	2	0.0
Laurent Dauphin	1	0	0	0	0	0	0	0	0	0	0	1	0.0
Stefan Elliott	1	0	0	0	-1	0	0	0	0	0	0	2	0.0
Tyler Gaudet	1	0	0	0	0	0	0	0	0	0	0	1	0.0
Alex Grant	1	0	0	0	-2	2	0	0	0	0	0	1	0.0
Nicklas Grossmann	1	0	0	0	-1	0	0	0	0	0	0	1	0.0
Martin Hanzal	1	0	0	0	0	0	0	0	0	0	0	1	0.0
Dustin Jeffrey	1	0	0	0	0	0	0	0	0	0	0	0	0.0
Jiri Sekac	1	0	0	0	0	0	0	0	0	0	0	0	0.0

POWER PLAY: 0-9 0.0% / PENALTY KILLING: 9-12 75.0%

#### BLUES

Player	GP	G	A	P	+/-	PIM	PP	SH	GW	GT	EN	S	S%
Vladimir Tarasenko	3	3	2	5	1	4	1	0	1	0	0	9	33.3
Alexander Steen	3	2	2	4	2	2	0	1	1	0	0	5	40.0
Kevin Shattenkirk	3	1	3	4	2	0	0	0	0	0	0	7	14.3
Colton Parayko	3	0	4	4	5	0	0	0	0	0	0	8	0.0
David Backes	2	2	1	3	2	2	0	0	0	0	2	6	33.3
Scottie Upshall	3	0	3	3	3	2	0	0	0	0	0	4	0.0
Kyle Brodziak	3	2	0	2	3	2	0	1	0	0	0	3	66.7
Patrik Berglund	2	2	0	2	2	0	1	0	1	0	0	4	50.0
Troy Brouwer	3	1	1	2	-1	0	1	0	0	0	0	7	14.3
Robby Fabbri	2	0	2	2	1	0	0	0	0	0	0	1	0.0
Alex Pietrangolo	2	0	2	2	0	0	0	0	0	0	0	5	0.0
Carl Gunnarsson	3	1	0	1	2	0	0	0	0	0	0	4	25.0
Jaden Schwartz	2	1	0	1	0	0	0	0	0	0	0	6	16.7
Jori Lehtera	3	0	1	1	1	2	0	0	0	0	0	1	0.0
Robert Bortuzzo	2	0	1	1	1	0	0	0	0	0	0	1	0.0
Jay Bouwmeester	2	0	1	1	-1	0	0	0	0	0	0	3	0.0
Joel Edmundson	2	0	1	1	0	13	0	0	0	0	0	6	0.0
Magnus Paajarvi	2	0	1	1	-1	2	0	0	0	0	0	1	0.0
Ryan Reaves	3	0	0	0	0	0	0	0	0	0	0	1	0.0
Paul Stastny	3	0	0	0	-1	0	0	0	0	0	0	3	0.0
Dmitrij Jaskin	2	0	0	0	1	0	0	0	0	0	0	3	0.0
Petteri Lindbohm	1	0	0	0	1	0	0	0	0	0	0	0	0.0

POWER PLAY: 3-12 25.0% / PENALTY KILLING: 9-9 100.0%

### GOALTENDING

#### COYOTES

Goalie	GP	Min	W-L-OT	SO	GA	SA	SV	GAA	SV%
Niklas Treutle	1	10	0-0-0	0	0	4	4	0.00	1.000
Louis Domingue	1	49	0-1-0	0	5	35	30	6.12	.857
Mike Smith	2	119	0-2-0	0	8	47	39	4.04	.830

#### BLUES

Goalie	GP	Min	W-L-OT	SO	GA	SA	SV	GAA	SV%
Jake Allen	1	60	1-0-0	0	1	23	22	1.00	.957
Brian Elliott	2	120	2-0-0	0	6	49	43	3.00	.878

### GOALS BY PERIOD

COYOTES					BLUES				
1	2	3	OT	TOT	1	2	3	OT	TOT
4	1	2	0	7	4	3	8	0	15

### SHOTS BY PERIOD

COYOTES					BLUES				
1	2	3	OT	TOT	1	2	3	OT	TOT
27	21	24	0	72	23	32	33	0	88

SEE RECORDS SECTION FOR "ALL TIME VS THE BLUES" BREAKDOWN



## TAMPA BAY LIGHTNING

2015-16 SEASON SERIES - Won: 0 Lost: 2 OT: 0

AT ARIZONA	COYOTES	LIGHTNING	ATTEND	GOALTENDERS	W. GOAL
Mar 19 '16	Coyotes 0	Lightning 2	14,183	Louis Domingue vs Ben Bishop	Ondrej Palat

AT TAMPA BAY	COYOTES	LIGHTNING	ATTEND	GOALTENDERS	W. GOAL
Feb 23 '16	Coyotes 1	Lightning 2	19,092	Louis Domingue vs Andrei Vasilevskiy	Cedric Paquette

\* - Overtime \*\* - Shootout

## LAST TIME VS THE LIGHTNING...

Last Home Win: November 16, 2013 (6-3)

Last Home Loss: March 19, 2016 (2-0)

Last Home Tie: None

Last Road Win: March 10, 2014 (4-3 SO)

Last Road Loss: February 23, 2016 (2-1)

Last Road Tie: None

## INDIVIDUAL SCORING

COYOTES														LIGHTNING													
Player	GP	G	A	P	+/-	PIM	PP	SH	GW	GT	EN	S	S%	Player	GP	G	A	P	+/-	PIM	PP	SH	GW	GT	EN	S	S%
Jordan Martinook	2	1	0	1	1	0	0	0	0	0	0	6	16.7	Steven Stamkos	2	1	1	2	2	0	0	0	0	0	0	2	50.0
Shane Doan	2	0	1	1	1	4	0	0	0	0	0	3	0.0	Alex Killorn	2	0	2	2	3	2	0	0	0	0	0	1	0.0
Michael Stone	2	0	1	1	-1	2	0	0	0	0	0	5	0.0	Ondrej Palat	2	1	0	1	1	4	0	0	1	0	0	5	20.0
Kevin Connauton	2	0	0	0	1	0	0	0	0	0	0	9	0.0	Cedric Paquette	2	1	0	1	0	0	0	1	1	0	0	1	100.0
Klas Dahlbeck	2	0	0	0	-1	2	0	0	0	0	0	5	0.0	Nikita Kucherov	1	1	0	1	1	0	0	0	0	0	1	5	20.0
Max Domi	2	0	0	0	-2	2	0	0	0	0	0	9	0.0	Victor Hedman	2	0	1	1	0	4	0	0	0	0	0	6	0.0
Anthony Duclair	2	0	0	0	-1	9	0	0	0	0	0	2	0.0	Ryan Callahan	1	0	1	1	1	0	0	0	0	0	0	5	0.0
Martin Hanzal	2	0	0	0	-1	4	0	0	0	0	0	5	0.0	Brian Boyle	2	0	0	0	0	2	0	0	0	0	0	2	0.0
Zbynek Michalek	2	0	0	0	-2	0	0	0	0	0	0	1	0.0	J.T. Brown	2	0	0	0	-1	5	0	0	0	0	0	4	0.0
Connor Murphy	2	0	0	0	-1	0	0	0	0	0	0	5	0.0	Matthew Carle	2	0	0	0	0	2	0	0	0	0	0	3	0.0
Brad Richardson	2	0	0	0	0	0	0	0	0	0	0	2	0.0	Braydon Coburn	2	0	0	0	2	2	0	0	0	0	0	4	0.0
Tobias Rieder	2	0	0	0	0	0	0	0	0	0	0	2	0.0	Erik Condra	2	0	0	0	0	0	0	0	0	0	0	1	0.0
Viktor Tikhonov	2	0	0	0	-1	0	0	0	0	0	0	1	0.0	Tyler Johnson	2	0	0	0	1	4	0	0	0	0	0	6	0.0
Antoine Vermette	2	0	0	0	-1	0	0	0	0	0	0	1	0.0	Jonathan Marchessault	2	0	0	0	0	0	0	0	0	0	0	6	0.0
Mikkel Boedker	1	0	0	0	0	0	0	0	0	0	0	0	0.0	Vladislav Namestnikov	2	0	0	0	1	0	0	0	0	0	0	5	0.0
Kyle Chipchura	1	0	0	0	0	0	0	0	0	0	0	0	0.0	Nikita Nesterov	2	0	0	0	1	0	0	0	0	0	0	4	0.0
Oliver Ekman-Larsson	1	0	0	0	0	0	0	0	0	0	0	3	0.0	Anton Stralman	2	0	0	0	-1	0	0	0	0	0	0	7	0.0
Tyler Gaudet	1	0	0	0	-1	0	0	0	0	0	0	0	0.0	Andrej Sustr	2	0	0	0	0	0	0	0	0	0	0	4	0.0
Boyd Gordon	1	0	0	0	0	0	0	0	0	0	0	0	0.0	Valtteri Filppula	1	0	0	0	-1	0	0	0	0	0	0	1	0.0
Nicklas Grossmann	1	0	0	0	-1	0	0	0	0	0	0	0	0.0	Jason Garrison	1	0	0	0	1	0	0	0	0	0	0	0	0.0
Sergei Plotnikov	1	0	0	0	0	0	0	0	0	0	0	0	0.0	POWER PLAY: 0-6 0.0% / PENALTY KILLING: 8-8 100.0%													
Alex Tanguay	1	0	0	0	-1	0	0	0	0	0	0	3	0.0														

POWER PLAY: 0-8 0.0% / PENALTY KILLING: 6-6 100.0%

## GOALTENDING

COYOTES										LIGHTNING									
Goalie	GP	Min	W-L-OT	SO	GA	SA	SV	GAA	SV%	Goalie	GP	Min	W-L-OT	SO	GA	SA	SV	GAA	SV%
Louis Domingue	2	118	0-2-0	0	3	71	68	1.53	.958	Ben Bishop	1	60	1-0-0	1	0	32	32	0.00	1.000
										Andrei Vasilevskiy	1	60	1-0-0	0	1	30	29	1.00	.967

## GOALS BY PERIOD

COYOTES						LIGHTNING					
1	2	3	OT	TOT		1	2	3	OT	TOT	
0	0	1	0	1		2	1	1	0	4	

## SHOTS BY PERIOD

COYOTES						LIGHTNING					
1	2	3	OT	TOT		1	2	3	OT	TOT	
15	23	24	0	62		31	21	20	0	72	

SEE RECORDS SECTION FOR "ALL TIME VS THE LIGHTNING" BREAKDOWN





## TORONTO MAPLE LEAFS

2015-16 SEASON SERIES - Won: 2 Lost: 0 OT: 0

AT ARIZONA	COYOTES	MAPLE LEAFS	ATTEND	GOALTENDERS	W. GOAL
Dec 22 '15	Coyotes 3	Maple Leafs 2	12,234	Louis Domingue vs Jonathan Bernier	Connor Murphy

AT TORONTO	COYOTES	MAPLE LEAFS	ATTEND	GOALTENDERS	W. GOAL
Oct 26 '15	Coyotes 4	Maple Leafs 3	18,944	Mike Smith vs James Reimer	Kyle Chipchura

\* - Overtime \*\* - Shootout



## LAST TIME VS THE MAPLE LEAFS...

Last Home Win: December 22, 2015 (3-2)  
 Last Home Loss: January 20, 2014 (4-2)  
 Last Home Tie: March 27, 1997 (1-1)  
 Last Road Win: October 26, 2015 (4-3)  
 Last Road Loss: December 19, 2013 (2-1 SO)  
 Last Road Tie: March 13, 1996 (3-3)

## INDIVIDUAL SCORING

COYOTES														MAPLE LEAFS													
Player	GP	G	A	P	+/-	PIM	PP	SH	GW	GT	EN	S	S%	Player	GP	G	A	P	+/-	PIM	PP	SH	GW	GT	EN	S	S%
Shane Doan	2	3	1	4	1	0	1	0	0	0	0	9	33.3	Nazem Kadri	2	1	2	3	2	6	0	0	0	0	0	8	12.5
Kyle Chipchura	2	1	2	3	3	0	0	0	1	0	0	4	25.0	James van Riemsdyk	2	2	0	2	2	4	1	0	0	0	0	7	28.6
Mikkel Boedker	2	0	2	2	1	0	0	0	0	0	0	3	0.0	Morgan Rielly	2	1	1	2	0	0	0	0	0	0	0	10	10.0
Oliver Ekman-Larsson	2	0	2	2	1	0	0	0	0	0	0	7	0.0	Dion Phaneuf	2	0	2	2	-1	0	0	0	0	0	0	3	0.0
Brad Richardson	2	0	2	2	0	2	0	0	0	0	0	3	0.0	Shawn Matthias	2	1	0	1	-1	0	0	0	0	0	0	4	25.0
Klas Dahlbeck	2	1	0	1	0	2	0	0	0	0	0	1	100.0	Brad Boyes	2	0	1	1	-1	0	0	0	0	0	0	4	0.0
Max Domi	2	1	0	1	2	5	1	0	0	0	0	4	25.0	Pierre-Alexandre Parenteau	2	0	1	1	2	2	0	0	0	0	0	2	0.0
Connor Murphy	2	1	0	1	-1	0	0	0	1	0	0	2	50.0	Tyler Bozak	1	0	1	1	1	0	0	0	0	0	0	2	0.0
Steve Downie	2	0	1	1	0	2	0	0	0	0	0	0	0.0	Byron Froese	2	0	0	0	-3	0	0	0	0	0	0	2	0.0
Michael Stone	2	0	1	1	1	2	0	0	0	0	0	4	0.0	Michael Grabner	2	0	0	0	0	0	0	0	0	0	0	4	0.0
Stefan Elliott	1	0	1	1	2	0	0	0	0	0	0	2	0.0	Peter Holland	2	0	0	0	-1	5	0	0	0	0	0	6	0.0
Martin Hanzal	1	0	1	1	0	0	0	0	0	0	0	1	0.0	Leo Komarov	2	0	0	0	-1	0	0	0	0	0	0	3	0.0
Anthony Duclair	2	0	0	0	0	0	0	0	0	0	0	1	0.0	Joffrey Lupul	2	0	0	0	-1	2	0	0	0	0	0	4	0.0
Boyd Gordon	2	0	0	0	-1	2	0	0	0	0	0	0	0.0	Martin Marincin	2	0	0	0	1	2	0	0	0	0	0	2	0.0
Nicklas Grossmann	2	0	0	0	0	0	0	0	0	0	0	2	0.0	Roman Polak	2	0	0	0	1	0	0	0	0	0	0	4	0.0
Jordan Martinook	2	0	0	0	-2	0	0	0	0	0	0	0	0.0	Daniel Winnik	2	0	0	0	-1	0	0	0	0	0	0	0	0.0
Tobias Rieder	2	0	0	0	0	0	0	0	0	0	0	4	0.0	Mark Arcobello	1	0	0	0	1	0	0	0	0	0	0	0	0.0
Tyler Gaudet	1	0	0	0	-2	0	0	0	0	0	0	0	0.0	Frank Corrado	1	0	0	0	-1	0	0	0	0	0	0	0	0.0
Zbynek Michalek	1	0	0	0	-1	0	0	0	0	0	0	0	0.0	Jake Gardiner	1	0	0	0	0	0	0	0	0	0	0	0	0.0
Viktor Tikhonov	1	0	0	0	0	0	0	0	0	0	0	1	0.0	Scott Harrington	1	0	0	0	0	2	0	0	0	0	0	1	0.0
Antoine Vermette	1	0	0	0	0	0	0	0	0	0	0	2	0.0	Matt Hunwick	1	0	0	0	-2	0	0	0	0	0	0	0	0.0

POWER PLAY: 2-8 25.0% / PENALTY KILLING: 3-4 75.0%

POWER PLAY: 1-4 25.0% / PENALTY KILLING: 6-8 75.0%

## GOALTENDING

COYOTES											MAPLE LEAFS										
Goalie	GP	Min	W-L-OT	SO	GA	SA	SV	GAA	SV%		Goalie	GP	Min	W-L-OT	SO	GA	SA	SV	GAA	SV%	
Louis Domingue	1	60	1-0-0	0	2	39	37	2.00	.949		Jonathan Bernier	1	58	0-1-0	0	3	26	23	3.11	.885	
Mike Smith	1	60	1-0-0	0	3	27	24	3.00	.889		James Reimer	1	57	0-1-0	0	4	24	20	4.21	.833	

## GOALS BY PERIOD

COYOTES					MAPLE LEAFS				
1	2	3	OT	TOT	1	2	3	OT	TOT
4	1	2	0	7	2	1	2	0	5

## SHOTS BY PERIOD

COYOTES					MAPLE LEAFS				
1	2	3	OT	TOT	1	2	3	OT	TOT
17	21	12	0	50	20	20	26	0	66

SEE RECORDS SECTION FOR "ALL TIME VS THE MAPLE LEAFS" BREAKDOWN



## VANCOUVER CANUCKS

2015-16 SEASON SERIES - Won: 1 Lost: 2 OT: 1

## LAST TIME VS THE CANUCKS...

Last Home Win: March 5, 2015 (3-2 SO)

Last Home Loss: February 10, 2016 (2-1)

Last Home Tie: April 2, 2003 (3-3)

Last Road Win: January 4, 2016 (3-2)

Last Road Loss: March 9, 2016 (3-2, OT)

Last Road Tie: October 26, 2003 (3-3)

AT ARIZONA	COYOTES	CANUCKS	ATTEND	GOALTENDERS	W. GOAL
Feb 10 '16	Coyotes 1	Canucks 2	12,255	Louis Domingue vs Ryan Miller	Jannik Hansen
Oct 30 '15	Coyotes 3	Canucks 4	12,166	Mike Smith, Anders Lindback vs Richard Bachman	Daniel Sedin

AT VANCOUVER	COYOTES	CANUCKS	ATTEND	GOALTENDERS	W. GOAL
Mar 09 '16*	Coyotes 2	Canucks 3	18,374	Louis Domingue vs Jakob Markstrom	Markus Granlund
Jan 04 '16	Coyotes 3	Canucks 2	18,377	Louis Domingue vs Jakob Markstrom	Shane Doan

\* - Overtime \*\* - Shootout

## INDIVIDUAL SCORING

## COYOTES

Player	GP	G	A	P	+/-	PIM	PP	SH	GW	GT	EN	S	S%
Tobias Rieder	4	2	2	4	0	0	1	0	0	0	0	6	33.3
Antoine Vermette	4	0	3	3	1	6	0	0	0	0	0	4	0.0
Shane Doan	4	2	0	2	0	8	1	0	1	0	0	15	13.3
Max Domi	4	1	1	2	-2	4	0	0	0	0	0	8	12.5
Anthony Duclair	4	0	2	2	1	0	0	0	0	0	0	5	0.0
Alex Tanguay	1	0	2	2	1	0	0	0	0	0	0	0	0.0
Kevin Connauton	2	1	0	1	0	0	0	0	0	0	0	4	25.0
Martin Hanzal	2	1	0	1	-1	0	1	0	0	0	0	2	50.0
Laurent Dauphin	1	1	0	1	1	2	0	0	0	0	0	3	33.3
Steve Downie	1	1	0	1	1	0	0	0	0	0	0	1	100.0
Nicklas Grossmann	4	0	1	1	-1	4	0	0	0	0	0	6	0.0
Connor Murphy	4	0	1	1	0	2	0	0	0	0	0	11	0.0
Brad Richardson	4	0	1	1	0	0	0	0	0	0	0	8	0.0
Michael Stone	4	0	1	1	0	0	0	0	0	0	0	12	0.0
Mikkel Boedker	3	0	1	1	-2	0	0	0	0	0	0	4	0.0
Oliver Ekman-Larsson	3	0	1	1	0	0	0	0	0	0	0	15	0.0
Tyler Gaudet	2	0	1	1	0	0	0	0	0	0	0	2	0.0
Klas Dahlbeck	4	0	0	0	-2	0	0	0	0	0	0	5	0.0
Jordan Martinook	4	0	0	0	-1	0	0	0	0	0	0	1	0.0
Kyle Chipchura	3	0	0	0	-3	0	0	0	0	0	0	1	0.0
Boyd Gordon	3	0	0	0	-1	0	0	0	0	0	0	2	0.0
Zbynek Michalek	3	0	0	0	-2	2	0	0	0	0	0	4	0.0
Viktor Tikhonov	2	0	0	0	-2	0	0	0	0	0	0	5	0.0
Stefan Elliott	1	0	0	0	0	0	0	0	0	0	0	2	0.0
Sergei Plotnikov	1	0	0	0	0	0	0	0	0	0	0	2	0.0

POWER PLAY: 3-9 33.3% / PENALTY KILLING: 12-14 85.7%

## CANUCKS

Player	GP	G	A	P	+/-	PIM	PP	SH	GW	GT	EN	S	S%
Luca Sbisa	3	1	2	3	1	0	0	0	0	0	0	1	100.0
Jake Virtanen	3	1	2	3	2	0	0	0	0	0	0	3	33.3
Henrik Sedin	3	0	3	3	2	0	0	0	0	0	0	7	0.0
Christopher Tanev	3	0	3	3	3	0	0	0	0	0	0	1	0.0
Daniel Sedin	4	2	0	2	2	0	1	0	1	0	0	8	25.0
Jared McCann	4	1	1	2	2	0	0	0	0	0	0	6	16.7
Radim Vrbata	4	1	1	2	-1	2	0	0	0	0	0	15	6.7
Alexandre Burrows	4	1	0	1	0	0	0	0	0	0	0	9	11.1
Bo Horvat	4	1	0	1	-2	2	1	0	0	0	0	10	10.0
Jannik Hansen	3	1	0	1	2	0	0	0	1	0	0	5	20.0
Brendan Gaunce	2	1	0	1	0	0	0	0	0	0	0	1	100.0
Markus Granlund	1	1	0	1	2	0	0	0	1	0	0	3	33.3
Ben Hutton	4	0	1	1	0	0	0	0	0	0	0	8	0.0
Adam Cracknell	3	0	1	1	1	2	0	0	0	0	0	1	0.0
Yannick Weber	3	0	1	1	-2	0	0	0	0	0	0	2	0.0
Sven Baertschi	2	0	1	1	1	0	0	0	0	0	0	4	0.0
Alexander Edler	2	0	1	1	1	2	0	0	0	0	0	2	0.0
Dan Hamhuis	2	0	1	1	1	0	0	0	0	0	0	0	0.0
Matt Bartkowski	4	0	0	0	0	2	0	0	0	0	0	5	0.0
Alex Biega	3	0	0	0	1	4	0	0	0	0	0	4	0.0
Derek Dorsett	3	0	0	0	-1	2	0	0	0	0	0	3	0.0
Linden Vey	3	0	0	0	0	0	0	0	0	0	0	6	0.0
Emerson Etem	2	0	0	0	1	0	0	0	0	0	0	2	0.0
Chris Higgins	1	0	0	0	-2	0	0	0	0	0	0	3	0.0
Ronalds Kenins	1	0	0	0	0	0	0	0	0	0	0	4	0.0
Brandon Sutter	1	0	0	0	-1	0	0	0	0	0	0	3	0.0

POWER PLAY: 2-14 14.3% / PENALTY KILLING: 6-9 66.7%

## GOALTENDING

## COYOTES

Goalie	GP	Min	W-L-OT	SO	GA	SA	SV	GAA	SV%
Louis Domingue	3	180	1-1-1	0	7	94	87	2.33	.926
Anders Lindback	1	54	0-1-0	0	2	19	17	2.23	.895
Mike Smith	1	4	0-0-0	0	2	3	1	27.07	.333

## CANUCKS

Goalie	GP	Min	W-L-OT	SO	GA	SA	SV	GAA	SV%
Ryan Miller	1	60	1-0-0	0	1	34	33	1.00	.971
Jacob Markstrom	2	121	1-1-0	0	5	63	58	2.49	.921
Richard Bachman	1	60	1-0-0	0	3	31	28	3.01	.903

## GOALS BY PERIOD

COYOTES					CANUCKS				
1	2	3	OT	TOT	1	2	3	OT	TOT
0	7	2	0	9	4	5	1	1	11

## SHOTS BY PERIOD

COYOTES					CANUCKS				
1	2	3	OT	TOT	1	2	3	OT	TOT
42	48	36	2	128	43	40	29	4	116

SEE RECORDS SECTION FOR "ALL TIME VS THE CANUCKS" BREAKDOWN



## WASHINGTON CAPITALS

2015-16 SEASON SERIES - Won: 1 Lost: 1 OT: 0

AT ARIZONA	COYOTES	CAPITALS	ATTEND	GOALTENDERS	W. GOAL
Apr 02 '16	Coyotes 3	Capitals 0	17,125	Mike Smith vs Philipp Grubauer	Shane Doan

AT WASHINGTON	COYOTES	CAPITALS	ATTEND	GOALTENDERS	W. GOAL
Feb 22 '16	Coyotes 2	Capitals 3	18,506	Louis Domingue vs Braden Holtby Mike Richards	

\* - Overtime \*\* - Shootout



## LAST TIME VS THE CAPITALS...

Last Home Win:	April 2, 2016 (3-0)
Last Home Loss:	November 18, 2014 (2-1 OT)
Last Home Tie:	October 23, 1999 (2-2)
Last Road Win:	November 2, 2014 (6-5)
Last Road Loss:	February 22, 2016 (3-2)
Last Road Tie:	November 2, 2001 (2-2)

## INDIVIDUAL SCORING

## COYOTES

Player	GP	G	A	P	+/-	PIM	PP	SH	GW	GT	EN	S	S%
Oliver Ekman-Larsson	2	1	1	2	2	0	0	0	0	0	0	6	16.7
Max Domi	2	0	2	2	2	5	0	0	0	0	0	2	0.0
Kevin Connauton	2	1	0	1	2	2	0	0	0	0	0	5	20.0
Shane Doan	2	1	0	1	2	0	0	0	1	0	0	4	25.0
Connor Murphy	2	1	0	1	1	0	0	0	0	0	0	6	16.7
Brad Richardson	2	1	0	1	2	0	0	0	0	0	0	5	20.0
Jordan Martinook	2	0	1	1	0	2	0	0	0	0	0	4	0.0
Tobias Rieder	2	0	1	1	0	0	0	0	0	0	0	3	0.0
Viktor Tikhonov	2	0	1	1	0	0	0	0	0	0	0	1	0.0
Antoine Vermette	2	0	1	1	1	2	0	0	0	0	0	3	0.0
Alex Tanguay	1	0	1	1	1	0	0	0	0	0	0	1	0.0
Kyle Chipchura	2	0	0	0	0	0	0	0	0	0	0	2	0.0
Anthony Duclair	2	0	0	0	1	0	0	0	0	0	0	1	0.0
Zbynek Michalek	2	0	0	0	2	0	0	0	0	0	0	4	0.0
Mikkel Boedker	1	0	0	0	0	0	0	0	0	0	0	0	0.0
Klas Dahlbeck	1	0	0	0	0	0	0	0	0	0	0	0	0.0
Laurent Dauphin	1	0	0	0	0	0	0	0	0	0	0	0	0.0
Boyd Gordon	1	0	0	0	0	0	0	0	0	0	0	1	0.0
Alex Grant	1	0	0	0	0	0	0	0	0	0	0	0	0.0
Nicklas Grossmann	1	0	0	0	0	0	0	0	0	0	0	2	0.0
Martin Hanzal	1	0	0	0	0	2	0	0	0	0	0	3	0.0
Michael Stone	1	0	0	0	0	2	0	0	0	0	0	1	0.0
Jarred Tinordi	1	0	0	0	-1	2	0	0	0	0	0	0	0.0

## CAPITALS

Player	GP	G	A	P	+/-	PIM	PP	SH	GW	GT	EN	S	S%
Evgeny Kuznetsov	2	1	1	2	-1	0	1	0	0	0	0	5	20.0
Alex Ovechkin	2	1	1	2	0	6	0	0	0	0	0	12	8.3
Mike Richards	2	1	0	1	-1	0	0	0	1	0	0	6	16.7
Andre Burakovsky	2	0	1	1	-2	0	0	0	0	0	0	8	0.0
Jason Chimera	2	0	1	1	-1	0	0	0	0	0	0	5	0.0
Justin Williams	2	0	1	1	-1	4	0	0	0	0	0	5	0.0
Tom Wilson	2	0	1	1	-1	2	0	0	0	0	0	5	0.0
Karl Alzner	2	0	0	0	-1	0	0	0	0	0	0	0	0.0
John Carlson	2	0	0	0	-1	0	0	0	0	0	0	1	0.0
Stanislav Galiev	2	0	0	0	0	0	0	0	0	0	0	1	0.0
Matt Niskanen	2	0	0	0	-1	0	0	0	0	0	0	4	0.0
Dmitry Orlov	2	0	0	0	-1	0	0	0	0	0	0	1	0.0
Brooks Orpik	2	0	0	0	-1	0	0	0	0	0	0	3	0.0
T.J. Oshie	2	0	0	0	-1	0	0	0	0	0	0	3	0.0
Nate Schmidt	2	0	0	0	-1	5	0	0	0	0	0	1	0.0
Nicklas Backstrom	1	0	0	0	0	2	0	0	0	0	0	1	0.0
Jay Beagle	1	0	0	0	0	0	0	0	0	0	0	2	0.0
Marcus Johansson	1	0	0	0	-1	0	0	0	0	0	0	1	0.0
Brooks Laich	1	0	0	0	0	0	0	0	0	0	0	0	0.0
Michael Latta	1	0	0	0	0	0	0	0	0	0	0	0	0.0
Daniel Winnik	1	0	0	0	0	0	0	0	0	0	0	1	0.0

POWER PLAY: 1-6 16.7% / PENALTY KILLING: 7-7 100.0%

POWER PLAY: 0-7 0.0% / PENALTY KILLING: 5-6 83.3%

## GOALTENDING

## COYOTES

Goalie	GP	Min	W-L-OT	SO	GA	SA	SV	GAA	SV%
Mike Smith	1	60	1-0-0	1	0	31	31	0.00	1.000
Louis Domingue	1	59	0-1-0	0	3	34	31	3.07	.912

## CAPITALS

Goalie	GP	Min	W-L-OT	SO	GA	SA	SV	GAA	SV%
Braden Holtby	1	60	1-0-0	0	2	27	25	2.00	.926
Philipp Grubauer	1	60	0-1-0	0	3	27	24	3.00	.889

## GOALS BY PERIOD

COYOTES					CAPITALS				
1	2	3	OT	TOT	1	2	3	OT	TOT
0	1	4	0	5	0	1	2	0	3

## SHOTS BY PERIOD

COYOTES					CAPITALS				
1	2	3	OT	TOT	1	2	3	OT	TOT
17	15	22	0	54	14	28	23	0	65

SEE RECORDS SECTION FOR "ALL TIME VS THE CAPITALS" BREAKDOWN



## WINNIPEG JETS

2015-16 SEASON SERIES - Won: 1 Lost: 2 OT: 0

AT ARIZONA	COYOTES	JETS	ATTEND	GOALTENDERS	W. GOAL
Dec 31 '15	Coyotes 4	Jets 2	14,027	Louis Domingue vs Connor Hellebuyck	Oliver Ekman-Larsson

AT WINNIPEG	COYOTES	JETS	ATTEND	GOALTENDERS	W. GOAL
Jan 26 '16	Coyotes 2	Jets 5	15,294	Anders Lindback, Louis Domingue vs Connor Hellebuyck	Dustin Byfuglien
Nov 21 '15	Coyotes 2	Jets 3	15,294	Anders Lindback vs Ondrej Pavelec, Michael Hutchinson	Chris Thorburn

\* - Overtime \*\* - Shootout

## LAST TIME VS THE JETS...

Last Home Win: December 31, 2015 (4-2)  
 Last Home Loss: October 9, 2014 (6-2)  
 Last Home Tie: January 11, 2004 (1-1)  
 Last Road Win: March 14, 2010 (3-2 SO)  
 Last Road Loss: January 26, 2016 (5-2)  
 Last Road Tie: None

## INDIVIDUAL SCORING

COYOTES														JETS													
Player	GP	G	A	P	+/-	PIM	PP	SH	GW	GT	EN	S	S%	Player	GP	G	A	P	+/-	PIM	PP	SH	GW	GT	EN	S	S%
Shane Doan	3	3	0	3	0	2	1	0	0	0	1	9	33.3	Dustin Byfuglien	3	3	2	5	3	4	0	1	1	0	0	7	42.9
Anthony Duclair	3	1	1	2	0	2	0	0	0	0	0	4	25.0	Nikolaj Ehlers	3	3	0	3	2	6	1	0	0	0	0	7	42.9
Connor Murphy	3	1	1	2	1	2	1	0	0	0	0	2	50.0	Blake Wheeler	3	0	3	3	1	2	0	0	0	0	0	12	0.0
Brad Richardson	3	1	1	2	2	0	0	0	0	0	0	8	12.5	Adam Lowry	2	2	0	2	3	2	0	0	0	0	0	4	50.0
Mikkel Boedker	3	0	2	2	-4	0	0	0	0	0	0	4	0.0	Chris Thorburn	3	1	1	2	1	0	0	1	1	0	0	5	20.0
Jordan Martinook	3	0	2	2	-1	0	0	0	0	0	0	5	0.0	Mark Scheifele	2	1	1	2	3	0	0	0	0	0	0	6	16.7
Michael Stone	3	0	2	2	-6	8	0	0	0	0	0	9	0.0	Alexander Burmistrov	3	0	1	1	0	0	0	0	0	0	0	8	0.0
Antoine Vermette	3	0	2	2	-6	2	0	0	0	0	0	4	0.0	Andrew Copp	3	0	1	1	1	0	0	0	0	0	0	4	0.0
Oliver Ekman-Larsson	3	1	0	1	-1	0	1	0	1	0	0	6	16.7	Tyler Myers	3	0	1	1	1	6	0	0	0	0	0	9	0.0
Viktor Tikhonov	1	1	0	1	-1	2	1	0	0	0	0	1	100	Drew Stafford	3	0	1	1	1	0	0	0	0	0	0	5	0.0
Max Domi	3	0	1	1	0	0	0	0	0	0	0	2	0.0	Adam Pardy	1	0	1	1	1	0	0	0	0	0	0	1	0.0
Nicklas Grossmann	2	0	1	1	0	0	0	0	0	0	0	1	0.0	Toby Enstrom	3	0	0	0	0	0	0	0	0	0	0	2	0.0
Martin Hanzal	2	0	1	1	-2	4	0	0	0	0	0	4	0.0	Andrew Ladd	3	0	0	0	0	4	0	0	0	0	0	3	0.0
Kyle Chipchura	3	0	0	0	0	0	0	0	0	0	0	1	0.0	Bryan Little	3	0	0	0	-1	0	0	0	0	0	0	8	0.0
Tobias Rieder	3	0	0	0	-3	0	0	0	0	0	0	12	0.0	Mark Stuart	3	0	0	0	2	0	0	0	0	0	0	0	0.0
Klas Dahlbeck	2	0	0	0	-1	0	0	0	0	0	0	0	0.0	Jacob Trouba	3	0	0	0	3	2	0	0	0	0	0	6	0.0
Boyd Gordon	2	0	0	0	0	0	0	0	0	0	0	1	0.0	Joel Armia	2	0	0	0	-1	2	0	0	0	0	0	3	0.0
Zbynek Michalek	2	0	0	0	-1	0	0	0	0	0	0	4	0.0	Ben Chiarot	2	0	0	0	0	2	0	0	0	0	0	3	0.0
John Scott	2	0	0	0	0	2	0	0	0	0	0	0	0.0	Matt Halischuk	2	0	0	0	0	0	0	0	0	0	0	2	0.0
Kevin Connauton	1	0	0	0	-3	0	0	0	0	0	0	1	0.0	Anthony Peluso	2	0	0	0	1	7	0	0	0	0	0	1	0.0
Craig Cunningham	1	0	0	0	0	2	0	0	0	0	0	0	0.0	Mathieu Perreault	2	0	0	0	0	2	0	0	0	0	0	1	0.0
Philip Samuelsson	1	0	0	0	0	2	0	0	0	0	0	2	0.0														
Christian Thomas	1	0	0	0	0	0	0	0	0	0	0	3	0.0														
Jarred Tinordi	1	0	0	0	1	5	0	0	0	0	0	1	0.0														
														POWER PLAY: 1-12 8.3% / PENALTY KILLING: 12-16 75.0%													

POWER PLAY: 4-16 25.0% / PENALTY KILLING: 11-12 91.7%

## GOALTENDING

COYOTES										JETS									
Goalie	GP	Min	W-L-OT	SO	GA	SA	SV	GAA	SV%	Goalie	GP	Min	W-L-OT	SO	GA	SA	SV	GAA	SV%
Louis Domingue	2	100	1-1-0	0	7	62	55	4.21	.887	Michael Hutchinson	1	20	1-0-0	0	0	7	7	0.00	1.000
Anders Lindback	2	78	0-1-0	0	3	35	32	2.29	.914	Connor Hellebuyck	2	118	1-1-0	0	5	54	49	2.54	.907
										Ondrej Pavelec	1	40	0-0-0	0	2	22	20	3.00	.909

## GOALS BY PERIOD

COYOTES					JETS				
1	2	3	OT	TOT	1	2	3	OT	TOT
3	1	4	0	8	4	4	2	0	10

## SHOTS BY PERIOD

COYOTES					JETS				
1	2	3	OT	TOT	1	2	3	OT	TOT
26	31	27	0	84	34	34	29	0	97

SEE RECORDS SECTION FOR "ALL TIME VS THE JETS" BREAKDOWN





# RECORDS





Games Played .....	2862	Goals For, Home .....	4668	Overtime Losses .....	147
Wins .....	1180	Goals For, Road .....	4078	Overtime Losses, Home .....	68
Wins, Home .....	680	Goals Against .....	9672	Overtime Losses, Road .....	79
Wins, Road .....	500	Goals Against, Home .....	4565	Overtime Ties .....	219
Losses .....	1295	Goals Against, Road .....	5088	Overtime Ties, Home .....	105
Losses, Home .....	563	Assists .....	14,805	Overtime Ties, Road .....	114
Losses, Road .....	732	Scoring Points .....	23,504	Shutouts For .....	148
Ties .....	266	Penalty Minutes .....	48,996		
Ties, Home .....	131	Power Play Goals .....	2195		
Ties, Road .....	135	Shorthanded Goals .....	288		
*Overtime Losses .....	121	Overtime Games .....	539		
*Overtime Losses, Home .....	57	Overtime Wins .....	159		
*Overtime Losses, Road .....	64	Overtime Wins, Home .....	86		
Goals For .....	8761	Overtime Wins, Road .....	73		

\*Overtime loss is a statistic that began in '99-00 season (known as "regulation tie" for that one season). This statistic does not include any overtime loss prior to '99-00. Beginning in the 2005-06 season, losses in a shootout also count in the "overtime loss" column.

## YEAR-BY-YEAR RECORD

SEASON	GP	OVERALL W-L-T-OL	HOME W-L-T-OL	ROAD W-L-T-OL	GF	GA	PTS	DIVISION	CONFERENCE
1979-80	80	20-49-11	13-19-8	7-30-3	214	314	51	5th, Smythe	10th, Campbell
1980-81	80	9-57-14	7-25-8	2-32-6	246	400	32	6th, Smythe	11th, Campbell
1981-82	80	33-33-14	18-13-9	15-20-5	319	332	80	2nd, Norris	3rd, Campbell
1982-83	80	33-39-8	22-16-2	11-23-6	311	333	74	4th, Smythe	6th, Campbell
1983-84	80	31-38-11	17-15-8	14-23-3	340	374	73	4th, Smythe	5th, Campbell
1984-85	80	43-27-10	21-13-6	22-14-4	358	332	96	2nd, Smythe	2nd, Campbell
1985-86	80	26-47-7	18-19-3	8-28-4	295	372	59	3rd, Smythe	6th, Campbell
1986-87	80	40-32-8	25-12-3	15-20-5	279	271	88	3rd, Smythe	3rd, Campbell
1987-88	80	33-36-11	20-14-6	13-22-5	292	310	77	3rd, Smythe	4th, Campbell
1988-89	80	26-42-12	17-18-5	9-24-7	300	355	64	5th, Smythe	9th, Campbell
1989-90	80	37-32-11	22-13-5	15-19-6	298	290	85	3rd, Smythe	4th, Campbell
1990-91	80	26-43-11	17-18-5	9-25-6	260	288	63	5th, Smythe	9th, Campbell
1991-92	80	33-32-15	20-14-6	13-18-9	251	244	81	4th, Smythe	7th, Campbell
1992-93	84	40-37-7	23-16-3	17-21-4	322	320	87	4th, Smythe	7th, Campbell
1993-94	84	24-51-9	15-23-4	9-28-5	245	344	57	6th, Central	12th, Western
1994-95	48	16-25-7	10-10-4	6-15-3	157	177	39	6th, Central	10th, Western
1995-96	82	36-40-6	22-16-3	14-24-3	275	291	78	5th, Central	8th, Western
1996-97	82	38-37-7	15-19-7	23-18-0	240	243	83	3rd, Central	5th, Western
1997-98	82	35-35-12	19-16-6	16-19-6	224	227	82	4th, Central	6th, Western
1998-99	82	39-31-12	23-13-5	16-18-7	205	197	90	2nd, Pacific	4th, Western
*1999-00	82	39-31-8-4	22-16-2-1	17-15-6-3	232	228	90	3rd, Pacific	6th, Western
2000-01	82	35-27-17-3	21-11-7-2	14-16-10-1	214	212	90	4th, Pacific	9th, Western
2001-02	82	40-27-9-6	27-8-3-3	13-19-6-3	228	210	95	2nd, Pacific	6th, Western
2002-03	82	31-35-11-5	17-16-6-2	14-19-5-3	204	230	78	4th, Pacific	11th, Western
2003-04	82	22-36-18-6	11-19-7-4	11-17-11-2	188	245	68	5th, Pacific	13th, Western
2005-06	82	38-39-5	19-18-4	19-21-1	246	271	81	5th, Pacific	12th, Western
2006-07	82	31-46-5	18-20-3	13-26-2	216	284	67	5th, Pacific	15th, Western
2007-08	82	38-37-7	17-20-4	21-17-3	214	231	83	4th, Pacific	12th, Western
2008-09	82	36-39-7	23-15-3	13-24-4	208	252	79	4th, Pacific	13th, Western
2009-10	82	50-25-7	29-10-2	21-15-5	225	202	107	2nd, Pacific	4th, Western
2010-11	82	43-26-13	21-13-7	22-13-6	231	226	99	3rd, Pacific	6th, Western
2011-12	82	42-27-13	22-13-6	20-14-7	210	194	97	1st, Pacific	3rd, Western
2012-13	48	21-18-9	14-8-2	7-10-7	125	131	51	4th, Pacific	10th, Western
2013-14	82	37-30-15	22-14-5	15-16-10	216	231	89	4th, Pacific	9th, Western
2014-15	82	24-50-8	11-25-5	13-25-3	165	272	56	7th, Pacific	14th, Western
2015-16	82	35-39-8	22-15-4	13-24-4	208	244	78	4th, Pacific	10th, Western
<b>TOTALS:</b>	<b>2862</b>	<b>1180-1295-266-121</b>	<b>680-563-131-57</b>	<b>500-732-135-64</b>	<b>8761</b>	<b>9672</b>	<b>2747</b>		

\*Records for '99-00 are "adjusted" to reflect overtime losses instead of regulation ties. Beginning in 2005-06 season, losses in a shootout also count in the "overtime loss" column.



SEASON	OCT	NOV	DEC	JAN	FEB	MAR	APR	MAY	SEASON
1979-80	4-5-1	3-8-2	5-9-1	2-10-2	1-8-4	3-8-1	2-1-0		20-49-11
1980-81	1-6-2	0-10-5	1-12-0	4-7-3	1-10-1	2-11-1	0-1-2		9-57-14
1981-82	5-3-2	5-6-2	3-9-4	6-4-3	3-5-2	11-4-1	0-2-0		33-33-14
1982-83	7-2-1	3-8-1	6-6-2	4-9-3	5-7-1	7-6-0	1-1-0		33-39-8
1983-84	3-7-2	4-7-1	7-5-1	5-5-4	5-5-2	6-9-1	1-0-0		31-38-11
1984-85	3-3-1	8-6-1	8-5-2	7-7-1	6-5-2	10-1-2	1-0-1		43-27-10
1985-86	5-4-1	3-10-1	4-10-2	4-7-1	3-8-1	7-7-0	0-1-1		26-47-7
1986-87	4-4-1	11-4-0	2-8-3	11-3-1	6-5-1	5-7-2	1-1-0		40-32-8
1987-88	5-4-0	5-8-1	6-5-2	6-5-4	6-5-2	4-9-1	1-0-1		33-36-11
1988-89	3-4-2	6-4-2	5-6-3	4-8-2	3-9-1	4-11-2	1-0-0		26-42-12
1989-90	5-6-0	7-6-1	5-3-4	6-7-2	7-5-1	7-4-3	0-1-0		37-32-11
1990-91	5-7-1	4-9-2	4-6-4	5-7-1	5-5-3	3-9-0			26-43-11
1991-92	6-5-2	6-3-3	4-8-3	5-6-2	4-6-1	5-4-4	3-0-0		33-32-15
1992-93	4-8-0	4-5-2	7-6-1	10-3-2	3-7-1	7-6-1	5-2-0		40-37-7
1993-94	6-5-1	4-8-2	5-7-2	2-9-1	0-11-2	6-6-0	1-5-1		24-51-9
1994-95				1-4-1	5-6-2	3-8-2	7-5-2	0-2-0	16-25-7
1995-96	6-4-2	6-6-0	4-9-1	5-5-1	5-6-0	7-8-1	3-2-1		36-40-6
1996-97	4-6-1	4-6-3	9-5-0	5-7-0	6-7-0	7-4-2	3-2-1		38-37-7
1997-98	5-5-2	7-6-0	5-5-5	7-4-3	0-5-1	4-7-1	7-3-0		35-35-12
1998-99	4-2-1	10-0-1	7-5-2	4-5-5	5-8-1	7-6-2	2-5-0		39-31-12
1999-00	8-2-3-0	8-4-0-0	5-6-1-0	7-4-2-1	4-6-1-0	5-8-0-2	2-1-1-1		39-31-8-4
2000-01	9-1-2-0	4-6-4-0	3-2-4-1	7-6-2-0	6-6-0-1	5-5-4-1	1-1-1-0		35-27-17-3
2001-02	5-3-2-1	5-6-1-2	7-5-3-0	6-5-1-1	3-3-1-1	10-2-1-1	4-3-0-0		40-27-9-6
2002-03	4-7-0-1	4-5-4-0	5-4-2-2	6-5-1-1	6-5-1-0	5-9-1-1	1-0-2-0		31-35-11-5
2003-04	3-4-3-0	4-5-3-1	5-3-5-1	6-6-2-0	2-8-2-2	1-10-3-2	1-0-0-0		22-36-18-6
2005-06	5-8-1	8-4-1	7-6-0	6-7-1	1-3-1	8-6-0	3-5-1		38-39-5
2006-07	3-9-0	6-6-0	6-5-2	8-6-0	4-7-1	2-11-2	2-2-0		31-46-5
2007-08	4-6-0	7-6-0	7-6-1	9-4-1	6-5-3	4-9-1	1-1-1		38-37-7
2008-09	4-4-0	6-7-2	8-4-3	6-7-0	3-9-0	5-6-2	4-2-0		36-39-7
2009-10	9-4-0	6-7-1	10-2-3	8-5-1	4-3-0	10-4-1	3-0-1		50-25-7
2010-11	3-4-3	8-3-2	6-6-2	8-4-2	8-4-1	9-4-1	1-1-2		43-26-13
2011-12	5-3-2	8-4-1	6-9-1	3-5-4	11-0-1	6-6-4	3-0-0		42-27-13
2012-13	0-0-0	0-0-0	0-0-0	2-4-1	7-4-2	5-7-3	7-3-3		21-18-9
2013-14	9-3-2	6-4-2	5-3-5	5-9-1	2-3-1	9-5-1	1-3-3		37-30-15
2014-15	3-5-1	6-7-2	5-7-1	3-7-2	3-10-1	3-10-1	1-4-0		24-50-8
2015-16	5-5-1	8-4-0	5-7-2	6-4-2	3-10-1	7-6-1	1-3-1		35-39-8
<b>TOTALS</b>	<b>164-158-33-12</b>	<b>194-198-42-14</b>	<b>187-204-57-24</b>	<b>199-210-50-18</b>	<b>152-219-34-16</b>	<b>209-243-36-44</b>	<b>75-61-14-13</b>	<b>0-2-0</b>	<b>1180-1295-266-121</b>

\*Records for '99-00 are "adjusted" to reflect overtime losses instead of regulation ties. Beginning in 2005-06 season, losses in a shootout also count in the "overtime loss" column.



	OVERALL					HOME					ROAD				
	GP	W	L	T	SOL	GP	W	L	T	SOL	GP	W	L	T	SOL
1983-84	24	7	6	11		15	3	4	8		9	4	2	3	
1984-85	14	3	1	10		10	2	1	7		4	1	0	3	
1985-86	8	0	1	7		4	0	1	3		4	0	0	4	
1986-87	12	2	2	8		4	1	0	3		8	1	2	5	
1987-88	21	8	2	11		12	5	1	6		9	3	1	5	
1988-89	20	6	2	12		10	4	1	5		10	2	1	7	
1989-90	19	4	4	11		7	1	1	5		12	3	3	6	
1990-91	14	1	2	11		5	0	0	5		9	1	2	6	
1991-92	20	1	4	15		9	1	2	6		11	0	2	9	
1992-93	11	2	2	7		5	1	1	3		6	1	1	4	
1993-94	15	1	5	9		8	1	3	4		7	0	2	5	
1994-95	9	0	2	7		5	0	1	4		4	0	1	3	
1995-96	8	2	0	6		5	2	0	3		3	0	0	3	
1996-97	16	5	4	7		12	2	3	7		4	3	1	0	
1997-98	14	0	2	12		8	0	2	6		6	0	0	6	
1998-99	15	2	1	12		7	1	1	5		8	1	0	7	
1999-00	16	4	4	8		5	2	1	2		11	2	3	6	
2000-01	23	3	3	17		11	2	2	7		12	1	1	10	
2001-02	19	4	6	9		9	3	3	3		10	1	3	6	
2002-03	20	4	5	11		11	3	2	6		9	1	3	5	
2003-04	29	5	6	18		15	4	4	7		14	1	2	11	
2005-06	15	10	2		3	9	5	1		3	6	5	1		0
2006-07	12	7	3		2	7	4	2		1	5	3	1		1
2007-08	16	9	1		6	9	5	0		4	7	4	1		2
2008-09	11	4	4		3	7	4	0		3	4	0	4		0
2009-10	26	19	1		6	10	8	0		2	16	11	1		4
2010-11	20	7	7		6	10	3	4		3	10	4	3		3
2011-12	22	9	3		10	11	5	2		4	11	4	1		6
2012-13	14	5	3		6	4	2	1		1	10	3	2		5
2013-14	24	9	8		7	9	4	2		3	15	5	6		4
2014-15	18	10	3		5	10	5	3		2	8	5	0		3
2015-16	14	6	7		1	7	3	4		0	7	3	3		1
<b>TOTALS</b>	<b>539</b>	<b>159</b>	<b>106</b>	<b>219</b>	<b>55</b>	<b>270</b>	<b>86</b>	<b>53</b>	<b>105</b>	<b>26</b>	<b>269</b>	<b>73</b>	<b>53</b>	<b>114</b>	<b>29</b>





DATE	OPPONENT	SCORER	SCORE	TIME
Oct. 12, 1983	at Pittsburgh	Lucien DeBlois	4-3 W	1:34
Dec. 1, 1983	at Los Angeles	Tim Watters	6-5 W	2:41
Dec. 30, 1983	NY Islanders	Paul MacLean	4-3 W	0:29
Jan. 18, 1984	at Pittsburgh	Paul MacLean (2)	5-4 W	1:28
Feb. 19, 1984	Washington	Doug Smail	4-3 W	1:55
Mar. 11, 1984	Quebec	Dale Hawerchuk	6-5 W	0:42
Mar. 12, 1984	at Toronto	Paul MacLean (3)	8-7 W	3:12
Dec. 11, 1984	Philadelphia	Paul MacLean (4)	5-4 W	3:58
Jan. 9, 1985	NY Rangers	Dale Hawerchuk (2)	6-5 W	3:50
Mar. 15, 1985	at Quebec	Paul MacLean (5)	3-2 W	4:41
Nov. 2, 1986	at NY Rangers	Paul MacLean (6)	5-4 W	3:23
Mar. 18, 1987	New Jersey	Brian Mullen	4-3 W	0:40
Oct. 30, 1987	Washington	Dale Hawerchuk (3)	3-2 W	2:15
Nov. 10, 1987	Calgary	Andrew McBain	4-3 W	3:48
Nov. 22, 1987	Edmonton	Dale Hawerchuk (4)	4-3 W	4:26
Dec. 1, 1987	at Los Angeles	Doug Smail (2)	7-6 W	3:26
Dec. 3, 1987	at Los Angeles	Iain Duncan	5-4 W	3:07
Dec. 26, 1987	Minnesota	Laurie Boschman	5-4 W	3:09
Feb. 23, 1988	at Pittsburgh	Mario Marois	4-3 W	2:40
Apr. 3, 1988	St. Louis	Ray Neufeld	5-4 W	2:05
Oct. 14, 1988	Vancouver	Laurie Boschman (2)	4-3 W	2:14
Nov. 16, 1988	at Edmonton	Pat Elynuik	2-1 W	0:46
Dec. 6, 1988	at Los Angeles	Pat Elynuik (2)	5-4 W	1:11
Feb. 17, 1989	New Jersey	Dave Ellett	3-2 W	2:43
Feb. 19, 1989	Hartford	Brent Ashton	7-6 W	3:23
Mar. 24, 1989	Calgary	Randy Carlyle	4-3 W	3:45
Nov. 8, 1989	Vancouver	Greg Paslawski	3-2 W	0:46
Nov. 18, 1989	at Philadelphia	Doug Smail (3)	1-0 W	1:32
Dec. 29, 1989	at Calgary	Thomas Steen	2-1 W	2:49
Mar. 17, 1990	at Toronto	Peter Taglianetti	5-4 W	4:52
Oct. 31, 1990	at Edmonton	Pat Elynuik (3)	1-0 W	0:23
Dec. 1, 1991	Chicago	Darrin Shannon	3-2 W	1:09
Nov. 27, 1992	San Jose	Thomas Steen (2)	3-2 W	1:29
Dec. 12, 1992	at NY Islanders	Russ Romaniuk	4-3 W	1:41
Oct. 16, 1993	Chicago	Nelson Emerson	1-0 W	0:41
Nov. 14, 1995	Chicago	Shane Doan	6-5 W	0:39
Feb. 23, 1996	Chicago	Dallas Drake	1-0 W	0:17
Oct. 28, 1996	at Montreal	Mike Gartner	5-4 W	1:45
Nov. 1, 1996	at Calgary	Jeremy Roenick	3-2 W	4:08
Nov. 28, 1996	New Jersey	Keith Tkachuk	4-3 W	4:08
Dec. 7, 1996	at New Jersey	Darrin Shannon (2)	4-3 W	2:03
Feb. 15, 1997	Boston	Jayson More	5-4 W	1:14
Nov. 20, 1998	at San Jose	Dallas Drake (2)	2-1 W	0:37
Nov. 21, 1998	Edmonton	Rick Tocchet	3-2 W	4:08
Nov. 10, 1999	Edmonton	Jyrki Lumme	5-4 W	1:51
Dec. 26, 1999	at Los Angeles	Jeremy Roenick (2)	3-2 W	3:18
Jan. 23, 2000	San Jose	Jyrki Lumme (2)	3-2 W	4:16
Feb. 1, 2000	at San Jose	Keith Carney	1-0 W	1:32
Oct. 21, 2000	at Vancouver	Jeremy Roenick (3)	3-2 W	0:16
Mar. 8, 2001	Vancouver	Shane Doan (2)	3-2 W	0:38

DATE	OPPONENT	SCORER	SCORE	TIME
Oct. 8, 2001	at Calgary	Shane Doan (3)	2-1 W	0:28
Nov. 20, 2001	vs Minnesota	Claude Lemieux	2-1 W	4:36
Feb. 8, 2002	Los Angeles	Brian Savage	6-5 W	4:26
Feb. 12, 2002	Calgary	Daniel Briere	4-3 W	0:58
Nov. 3, 2002	Nashville	Daniel Briere (2)	2-1 W	4:20
Dec. 30, 2002	Edmonton	Daymond Langkow	4-3 W	4:31
Jan. 1, 2003	at Washington	Tony Amonte	2-1 W	1:20
Mar. 20, 2003	Edmonton	Teppo Numminen	3-2 W	2:53
Oct. 10, 2003	St. Louis	David Tanabe	2-1 W	4:38
Nov. 8, 2003	Anaheim	Radoslav Suchy	4-3 W	1:20
Nov. 13, 2003	Colorado	Branko Radivojevic	3-2 W	1:51
Mar. 22, 2004	at Minnesota	Mike Comrie	3-2 W	4:35
Apr. 3, 2004	Chicago	Krystofer Kolanos	2-1 W	2:55
Oct. 18, 2005	at Edmonton	Derek Morris	4-3 W	1:00
Oct. 25, 2005	St. Louis	Petr Nedved	5-4 W	1:51
Nov. 12, 2005	Anaheim	Zbynek Michalek	2-1 W	3:09
Dec. 11, 2005	at Boston	Ladislav Nagy	2-1 W	0:30
Dec. 29, 2005	Los Angeles	Keith Ballard	6-5 W	3:52
Apr. 1, 2006	at San Jose	Steven Reinprecht	4-3 W	3:55
Jan. 5, 2007	at Atlanta	Yanic Perreault	5-4 W	2:31
Feb. 22, 2007	Calgary	Shane Doan (4)	3-2 W	0:54
Nov. 7, 2007	at Anaheim	Shane Doan (5)	6-5 W	4:29
Jan. 24, 2008	Nashville	Zbynek Michalek (2)	4-3 W	4:31
Feb. 4, 2008	at Colorado	Radim Vrbata	4-3 W	3:23
Mar. 25, 2008	San Jose	Martin Hanzal	5-4 W	3:23
Mar. 30, 2009	Dallas	Petr Prucha	6-5 W	0:53
Oct. 15, 2009	St. Louis	Ed Jovanovski	3-2 W	3:37
Oct. 22, 2009	Detroit	Adrian Aucoin	3-2 W	1:57
Nov. 29, 2009	at Anaheim	Shane Doan (6)	3-2 W	1:18
Jan. 5, 2010	at Edmonton	Shane Doan (7)	5-4 W	1:37
Jan. 26, 2010	at Detroit	Shane Doan (8)	5-4 W	3:50
Feb. 9, 2011	Dallas	Radim Vrbata (2)	3-2 W	1:13
Feb. 22, 2011	at Philadelphia	Shane Doan (9)	3-2 W	2:41
Oct. 29, 2011	Los Angeles	Daymond Langkow (2)	3-2 W	4:16
Feb. 9, 2012	Calgary	Shane Doan (10)	2-1 W	3:05
Feb. 18, 2012	Dallas	Radim Vrbata (3)	2-1 W	1:15
Feb. 11, 2013	at Colorado	Shane Doan (11)	3-2 W	4:01
Nov. 12, 2013	at St. Louis	Oliver Ekman-Larsson	3-2 W	0:56
Dec. 21, 2013	at Ottawa	Antoine Vermette	4-3 W	2:23
Dec. 31, 2013	Edmonton	Keith Yandle	4-3 W	4:53
Oct. 11, 2014	Los Angeles	Oliver Ekman-Larsson	3-2 W	4:46
Oct. 25, 2014	Florida	Oliver Ekman-Larsson	2-1 W	2:20
Dec. 16, 2014	Edmonton	Oliver Ekman-Larsson	2-1 W	4:59
Mar. 24, 2015	at Detroit	Mark Arcobello	5-4 W	3:08
Mar. 26, 2015	at Buffalo	Sam Gagner	4-3 W	0:56
Nov. 9, 2015	at Anaheim	Mikkel Boedker	4-3 W	1:18
Nov. 27, 2015	Calgary	Oliver Ekman-Larsson	2-1 W	4:20
Dec. 11, 2015	Minnesota	Mikkel Boedker	2-1 W	0:34
Dec. 27, 2015	at Colorado	Mikkel Boedker	2-1 W	4:17
Jan. 12, 2016	Edmonton	Oliver Ekman-Larsson	4-3 W	4:51

\*\*Note, the NHL changed overtime to a 4-on-4 format beginning with the 1999-2000 season  
The NHL changed OT to a 3-on-3 format beginning with the 2015-16 season.

DATE	OPPONENT	SCORER	SCORE	TIME
Nov. 16, 1983	Buffalo	Mike Ramsey	6-5 L	0:17
Nov. 19, 1983	at Minnesota	Brian Bellows	8-7 L	2:53
Jan. 5, 1984	at Philadelphia	Ilkka Sinisalo	7-6 L	2:32
Feb. 27, 1984	Edmonton	Dave Hunter	6-5 L	2:10
Mar. 9, 1984	NY Rangers	Mark Osborne	6-5 L	0:43
Mar. 23, 1984	Vancouver	Tony Tanti	4-3 L	3:16
Nov. 14, 1984	Pittsburgh	Mario Lemieux	4-3 L	3:54
Nov. 3, 1985	St. Louis	Doug Gilmour	4-3 L	3:55
Mar. 20, 1987	at Vancouver	Tony Tanti (2)	6-5 L	1:03
Mar. 31, 1987	at Edmonton	Steve Smith	5-4 L	2:29
Feb. 21, 1988	Edmonton	Kevin Lowe	4-3 L	3:15
Mar. 24, 1988	at Boston	Ray Bourque	4-3 L	0:52
Nov. 11, 1988	Chicago	Wayne Presley	6-5 L	1:59
Mar. 29, 1989	at Los Angeles	Marty McSorley	2-1 L	3:37
Nov. 5, 1989	at Chicago	Dave Manson	4-3 L	3:18
Feb. 20, 1990	Buffalo	Mike Hartman	4-3 L	2:06
Mar. 12, 1990	at Calgary	Theoren Fleury	5-4 L	1:40
Mar. 18, 1990	at Buffalo	Phil Housley	4-3 L	2:03
Mar. 18, 1991	at Calgary	Carey Wilson	4-3 L	2:28
Mar. 28, 1991	at Vancouver	Geoff Courtnall	3-2 L	1:49
Oct. 8, 1991	Vancouver	Geoff Courtnall (2)	3-2 L	3:32
Nov. 1, 1991	Calgary	Robert Reichel	7-6 L	4:37
Nov. 14, 1991	at St. Louis	Lee Norwood	2-1 L	2:31
Feb. 17, 1992	at NY Islanders	Tom Fitzgerald	5-4 L	2:55
Oct. 8, 1992	at San Jose	Kelly Kisio	4-3 L	4:00
Dec. 5, 1992	Montreal	Vincent Damphousse	3-2 L	2:18
Oct. 10, 1993	at Chicago	Dirk Graham	4-3 L	4:50
Oct. 29, 1993	Los Angeles	Rob Blake	4-3 L	3:07
Nov. 5, 1993	Ottawa	Bob Kudelski	7-6 L	1:33
Dec. 18, 1993	at Calgary	Ron Stern	5-4 L	2:32
Jan. 16, 1994	Tampa Bay	Mikael Andersson	3-2 L	0:09
Feb. 2, 1995	St. Louis	Brett Hull	5-4 L	3:32
Mar. 28, 1995	at San Jose	Jeff Friesen	6-5 L	4:27
Nov. 21, 1996	at St. Louis	Harry York	4-3 L	0:57
Jan. 9, 1997	Detroit	Igor Larionov	5-4 L	0:58
Jan. 12, 1997	Buffalo	Jason Dawe	3-2 L	0:10
Feb. 8, 1997	Dallas	Pat Verbeek	5-4 L	3:50
Oct. 8, 1997	Boston	Ted Donato	3-2 L	2:09
Mar. 6, 1998	Carolina	Jeff O'Neill	5-4 L	2:34
Jan. 1, 1999	Dallas	Brett Hull (2)	2-1 L	0:37
Jan. 28, 2000	at Washington	Calle Johansson	3-2 L	4:59
Mar. 17, 2000	Nashville	Greg Johnson	4-3 L	3:56
Mar. 26, 2000	at Anaheim	Oleg Tverdovsky	4-3 L	3:47
Apr. 1, 2000	at Edmonton	Tom Poti	4-3 L	3:07
Dec. 16, 2000	San Jose	Gary Suter	2-1 L	1:53
Feb. 7, 2001	Carolina	Jeff O'Neill (2)	2-1 L	0:25
Mar. 29, 2001	at Nashville	David Legwand	4-3 L	0:36
Oct. 24, 2001	Anaheim	Mike Leclerc	3-2 L	1:49
Nov. 4, 2001	at Carolina	Josef Vasicek	1-0 L	0:52
Nov. 13, 2001	Edmonton	Ryan Smyth	5-4 L	2:51
Jan. 17, 2002	at Colorado	Ville Nieminen	3-2 L	4:58
Feb. 28, 2002	at Colorado	Chris Drury	2-1 L	3:15
Mar. 28, 2002	Anaheim	German Titov	2-1 L	3:58

DATE	OPPONENT	SCORER	SCORE	TIME
Oct. 28, 2002	at NY Rangers	Petr Nedved	3-2 L	2:20
Dec. 3, 2002	San Jose	Teemu Selanne	3-2 L	4:17
Dec. 26, 2002	at Los Angeles	Brad Chartrand	4-3 L	3:14
Jan. 11, 2003	at Nashville	Scott Walker	4-3 L	0:37
Mar. 31, 2003	Los Angeles	Steve Kelly	5-4 L	1:42
Nov. 9, 2003	at Anaheim	Petr Sykora	2-1 L	3:43
Dec. 29, 2003	NY Rangers	Tom Poti	3-2 L	1:00
Feb. 4, 2004	Florida	Olli Jokinen	5-4 L	3:22
Feb. 25, 2004	Pittsburgh	Ric Jackman	4-3 L	1:48
Mar. 2, 2004	at Edmonton	Ryan Smyth	5-4 L	2:26
Mar. 16, 2004	Anaheim	Sergei Fedorov	3-2 L	0:29
Nov. 6, 2005	at Chicago	Brent Seabrook	2-1 L	4:21
Feb. 12, 2006	San Jose	Tom Preissing	5-4 L	1:54
Dec. 9, 2006	Dallas	Jere Lehtinen	4-3 L	4:55
Feb. 15, 2007	Anaheim	Teemu Selanne (2)	5-4 L	1:53
Mar. 18, 2007	at Dallas	Mike Ribeiro	5-4 L	4:19
Feb. 2, 2008	at Nashville	Alexander Radulov	3-2 L	4:10
Nov. 22, 2008	at Philadelphia	Mike Richards	4-3 L	1:35
Dec. 16, 2008	at Dallas	Loui Eriksson	2-1 L	3:39
Dec. 23, 2008	at Colorado	Brett Clark	5-4 L	1:48
Mar. 10, 2009	at Detroit	Johan Franzen	3-2 L	3:35
Nov. 19, 2009	at St. Louis	Erik Johnson	3-2 L	0:17
Oct. 16, 2010	Detroit	Niklas Kronwall	2-1 L	4:44
Oct. 23, 2010	Carolina	Anton Babchuk	4-3 L	2:52
Oct. 25, 2010	at Montreal	Andrei Kostitsyn	3-2 L	1:25
Nov. 8, 2010	at Detroit	Henrik Zetterberg	3-2 L	1:23
Jan. 2, 2011	at Minnesota	Cam Barker	6-5 L	0:46
Jan. 8, 2011	Buffalo	Drew Stafford	2-1 L	3:12
Mar. 8, 2011	Vancouver	Dan Hamhuis	4-3 L	2:13
Nov. 10, 2011	Montreal	Josh Gorges	3-2 L	1:45
Dec. 28, 2011	Boston	Dennis Seidenberg	2-1 L	0:58
Jan. 5, 2012	at Los Angeles	Drew Doughty	1-0 L	0:38
Jan. 30, 2013	vs. Edmonton	Nail Yakupov	2-1 L	3:52
Mar. 27, 2013	at Minnesota	Mikko Koivu	4-3 L	2:43
Apr. 12, 2013	at Calgary	Mark Giordano	3-2 L	4:36
Oct. 15, 2013	Ottawa	Cory Conacher	4-3 L	2:48
Nov. 21, 2013	Colorado	Ryan O'Reilly	4-3 L	4:18
Dec. 6, 2013	at Vancouver	Chris Higgins	3-2 L	3:41
Dec. 23, 2013	at Buffalo	Mark Pysyk	2-1 L	3:47
Dec. 28, 2013	at Anaheim	Saku Koivu	3-2 L	0:51
Jan. 26, 2014	at Vancouver	Kevin Bieksa	5-4 L	2:15
Mar. 24, 2014	at NY Rangers	Ryan McDonagh	4-3 L	1:56
Apr. 8, 2014	at Columbus	Ryan Johansen	4-3 L	3:33
Nov. 18, 2014	Washington	Eric Fehr	2-1 L	3:16
Nov. 25, 2014	Colorado	Daniel Briere	4-3 L	3:16
Mar. 9, 2015	Nashville	James Neal	2-1 L	2:45
Oct. 20, 2015	at New Jersey	Adam Larsson	3-2 L	0:43
Dec. 12, 2015	Carolina	Victor Rask	5-4 L	0:53
Dec. 26, 2015	Los Angeles	Anze Kopitar	4-3 L	0:36
Jan. 14, 2016	Detroit	Danny DeKeyser	3-2 L	2:08
Feb. 4, 2016	Chicago	Jonathan Toews	5-4 L	4:31
Mar. 9, 2016	at Vancouver	Markus Granlund	3-2 L	1:42
Apr. 7, 2016	at Nashville	Roman Josi	3-2 L	0:20

\*\*Note, the NHL changed overtime to a 4-on-4 format beginning with the 1999-2000 season  
The NHL changed OT to a 3-on-3 format beginning with the 2015-16 season.



	OVERALL					HOME			ROAD		
	GP	W	L	GF/Shots	GA/Shots	GP	W	L	GP	W	L
2005-06	7	4	3	7/24	7/25	5	2	3	2	2	0
2006-07	7	5	2	8/26	6/29	4	3	1	3	2	1
2007-08	11	5	6	12/39	12/42	7	3	4	4	2	2
2008-09	6	3	3	10/28	11/28	6	3	3	0	0	0
2009-10	20	14	6	34/90	25/89	8	6	2	12	8	4
2010-11	11	5	6	13/39	13/37	6	3	3	5	2	3
2011-12	16	6	10	21/47	21/49	6	2	4	10	4	6
2012-13	10	4	6	8/29	12/29	3	2	1	7	2	5
2013-14	13	6	7	16/49	16/49	6	3	3	7	3	4
2014-15	10	5	5	9/31	9/30	4	2	2	6	3	3
2015-16	2	1	1	2/5	2/6	-	-	-	2	1	1
<b>TOTALS</b>	<b>113</b>	<b>58</b>	<b>55</b>	<b>139/417</b>	<b>135/421</b>	<b>55</b>	<b>29</b>	<b>26</b>	<b>58</b>	<b>29</b>	<b>29</b>

## SHOOTOUT RESULTS

DATE	OPPONENT	DECIDING GOAL	GOALTENDERS	GF	GA	ROUNDS	SCORE
Oct. 13, 2005	Nashville	Paul Kariya	David LeNeveu/Chris Mason	0	1	3	5-4 L
Nov. 19, 2005	at San Jose	Geoff Sanderson	Curtis Joseph/Evgeni Nabokov	2	0	4	4-3 W
Jan. 12, 2006	at Buffalo	Geoff Sanderson (2)	Brian Boucher/Martin Biron	1	0	3	2-1 W
Jan. 21, 2006	Edmonton	Ladislav Nagy	Curtis Joseph/Jussi Markkanen	2	1	3	4-3 W
Jan. 29, 2006	Edmonton	Radek Dvorak	Curtis Joseph/Mike Morrison	1	2	6	4-3 L
Feb. 2, 2006	Los Angeles	Steven Reinprecht	Curtis Joseph/Mathieu Garon	1	0	3	2-1 W
Apr. 8, 2006	Dallas	Jussi Jokinen	Curtis Joseph/Johan Hedberg	0	2	3	3-2 L
Nov. 16, 2006	Chicago	Ladislav Nagy (2)	Curtis Joseph/Brian Boucher	2	1	3	3-2 W
Dec. 7, 2006	at Chicago	Shane Doan	Mikael Tellqvist/Nikolai Khabibulin	2	1	6	2-1 W
Dec. 14, 2006	Columbus	Mike Comrie	Mikael Tellqvist/Fredrik Norrena	1	0	3	5-4 W
Dec. 26, 2006	at Los Angeles	Anze Kopitar	Mikael Tellqvist/Barry Brust	0	2	3	4-3 L
Jan. 15, 2007	St. Louis	Ladislav Nagy (3)	Mikael Tellqvist/Manny Legace	2	1	4	5-4 W
Jan. 26, 2007	at Colorado	Ladislav Nagy (4)	Curtis Joseph/Peter Budaj	1	0	3	5-4 W
Mar. 24, 2007	Dallas	Jere Lehtinen	Curtis Joseph/Marty Turco	0	1	7	4-3 L
Nov. 23, 2007	at Anaheim	Shane Doan (2)	Ilya Bryzgalov/Jonas Hiller	2	0	2	4-3 W
Dec. 20, 2007	at San Jose	Peter Mueller	Ilya Bryzgalov/Evgeny Nabokov	1	0	3	3-2 W
Dec. 22, 2007	Vancouver	Taylor Pyatt	Ilya Bryzgalov/Roberto Luongo	1	2	4	2-1 L
Dec. 31, 2007	Colorado	Peter Mueller (2)	Ilya Bryzgalov/Peter Budaj	2	0	2	4-3 W
Jan. 5, 2008	Anaheim	Peter Mueller (3)	Ilya Bryzgalov/J.S. Giguere	1	0	3	3-2 W
Jan. 19, 2008	Chicago	Patrick Kane	Ilya Bryzgalov/Patrick Lalime	0	2	2	2-1 L
Feb. 5, 2008	at Calgary	Jarome Iginla	Ilya Bryzgalov/Miikka Kiprusoff	0	1	3	4-3 L
Feb. 22, 2008	Colorado	Cody McLeod	Mikael Tellqvist/Jose Theodore	2	3	12	3-2 L
Mar. 11, 2008	Anaheim	Radim Vrbata	Ilya Bryzgalov/J.S. Giguere	1	0	3	3-2 W
Mar. 20, 2008	Los Angeles	Patrick O'Sullivan	Mikael Tellqvist/Erik Ersberg	0	1	4	6-5 L
Apr. 6, 2008	at Anaheim	Ryan Getzlaf	Ilya Bryzgalov/Jonas Hiller	2	3	4	3-2 L
Nov. 18, 2008	Chicago	Jonathan Toews	Ilya Bryzgalov/Nikolai Khabibulin	0	2	2	3-2 L
Dec. 13, 2008	Detroit	Jiri Hudler	Ilya Bryzgalov/Chris Osgood	1	2	4	5-4 L
Jan. 10, 2009	Dallas	Kyle Turris	Ilya Bryzgalov/Marty Turco	3	2	5	1-0 W
Feb. 19, 2009	Atlanta	Daniel Carcillo	Mikael Tellqvist/Kari Lehtonen	2	1	8	4-3 W
Mar. 19, 2009	Anaheim	Bobby Ryan	Ilya Bryzgalov/Jonas Hiller	1	2	5	3-2 L
Apr. 11, 2009	Anaheim	Viktor Tikhonov	Ilya Bryzgalov/J.S. Giguere	3	2	4	5-4 W
Oct. 12, 2009	at San Jose	Lauri Korpikoski	Ilya Bryzgalov/Evgeni Nabokov	2	1	3	1-0 W
Oct. 31, 2009	Anaheim	Radim Vrbata (2)	Ilya Bryzgalov/Jonas Hiller	1	0	3	3-2 W
Dec. 10, 2009	at Los Angeles	Justin Williams	Ilya Bryzgalov/Jonathan Quick	3	4	8	3-2 L
Dec. 17, 2009	at Columbus	Robert Lang	Jason LaBarbera/Mathieu Garon	2	1	3	2-1 W
Dec. 28, 2009	at San Jose	Joe Pavelski	Ilya Bryzgalov/Evgeni Nabokov	0	1	3	3-2 L
Dec. 29, 2009	Vancouver	Lauri Korpikoski (2)	Jason LaBarbera/Roberto Luongo	1	0	3	3-2 W
Dec. 31, 2009	San Jose	Ryane Clowe	Ilya Bryzgalov/Thomas Greiss	0	1	6	3-2 L
Jan. 9, 2010	NY Islanders	Matt Moulson	Jason LaBarbera/Dwayne Roloson	2	3	6	5-4 L
Jan. 28, 2010	Calgary	Robert Lang (2)	Ilya Bryzgalov/Miikka Kiprusoff	2	0	2	3-2 W
Feb. 2, 2010	at Nashville	Adrian Aucoin	Ilya Bryzgalov/Pekka Rinne	2	1	10	1-0 W
Feb. 5, 2010	at Chicago	Adrian Aucoin (2)	Jason LaBarbera/Cristobal Huet	2	1	3	2-1 W
Mar. 10, 2010	Vancouver	Adrian Aucoin (3)	Ilya Bryzgalov/Andrew Raycroft	4	3	6	4-3 W
Mar. 14, 2010	at Atlanta	Adrian Aucoin (4)	Jason LaBarbera/Ondrej Pavelec	2	1	4	3-2 W
Mar. 18, 2010	at Florida	Radim Vrbata (3)	Ilya Bryzgalov/Tomas Vokoun	2	1	3	4-3 W
Mar. 20, 2010	Chicago	Radim Vrbata (4)	Ilya Bryzgalov/Antti Niemi	1	0	3	5-4 W
Mar. 21, 2010	at Dallas	Adrian Aucoin (5)	Jason LaBarbera/Marty Turco	2	1	4	3-2 W
Mar. 25, 2010	at Nashville	David Legwand	Ilya Bryzgalov/Pekka Rinne	1	2	3	4-3 L
Apr. 3, 2010	Edmonton	Matthew Lombardi	Ilya Bryzgalov/Jeff Deslauriers	1	0	8	3-2 W
Apr. 8, 2010	at Los Angeles	Adrian Aucoin (6)	Jason LaBarbera/Jonathan Quick	2	1	4	3-2 W
Apr. 10, 2010	at San Jose	Logan Couture	Ilya Bryzgalov/Evgeni Nabokov	2	3	5	3-2 L
Nov. 6, 2010	Pittsburgh	Mark Letestu	Ilya Bryzgalov/Brent Johnson	0	1	6	4-3 L
Nov. 19, 2010	at Edmonton	Eric Belanger	Ilya Bryzgalov/Devan Dubnyk	3	2	10	4-3 W
Dec. 4, 2010	Florida	Michael Frolik	Ilya Bryzgalov/Scott Clemmensen	2	3	10	2-1 L
Dec. 16, 2010	at N.Y. Rangers	Erik Christensen	Jason LaBarbera/Martin Biron	0	1	6	4-3 L
Dec. 18, 2010	at N.Y. Islanders	Radim Vrbata (5)	Jason LaBarbera/Nathan Lawson	3	1	5	4-3 W
Feb. 12, 2011	Chicago	Radim Vrbata (6)	Ilya Bryzgalov/Corey Crawford	1	0	6	3-2 W
Feb. 27, 2011	at Chicago	Jonathan Toews	Ilya Bryzgalov/Corey Crawford	0	1	6	4-3 L
Mar. 5, 2011	Detroit	Radim Vrbata (7)	Ilya Bryzgalov/Jimmy Howard	1	0	6	5-4 W
Mar. 29, 2011	Dallas	Ray Whitney	Ilya Bryzgalov/Kari Lehtonen	2	1	10	2-1 W
Apr. 1, 2011	Colorado	Ryan O'Reilly	Ilya Bryzgalov/Peter Budaj	0	1	5	4-3 L
Apr. 6, 2011	at Los Angeles	Jarret Stoll	Ilya Bryzgalov/Jonathan Quick	1	2	6	3-2 L
Oct. 10, 2011	at Dallas	Mike Ribeiro	Mike Smith/Kari Lehtonen	1	2	6	2-1 L
Oct. 25, 2011	Dallas	Trevor Daley	Mike Smith/Kari Lehtonen	1	2	16	2-1 L
Nov. 15, 2011	at Toronto	Patrick O'Sullivan	Mike Smith/Ben Scrivens	2	0	4	3-2 W
Dec. 5, 2011	at Chicago	Oliver Ekman-Larsson	Mike Smith/Ray Emery	2	0	4	4-3 W
Jan. 10, 2012	at N.Y. Rangers	Derek Stepan	Mike Smith/Henrik Lundqvist	1	2	12	2-1 L
Jan. 12, 2012	at Detroit	Henrik Zetterberg	Mike Smith/Jimmy Howard	1	2	8	3-2 L
Jan. 19, 2012	Detroit	Todd Bertuzzi	Mike Smith/Jimmy Howard	0	1	6	3-2 L
Feb. 13, 2012	at Vancouver	Ryan Kesler	Jason LaBarbera/Roberto Luongo	3	4	12	1-2 L
Feb. 21, 2012	Los Angeles	Mikkel Boedker	Mike Smith/Jonathan Quick	1	2	6	5-4 W

DATE	OPPONENT	DECIDING GOAL	GOALTENDERS	GF	GA	ROUNDS	SCORE
Feb. 23, 2012	at Calgary	Ray Whitney (2)	Mike Smith/Mikka Kiprusoff	1	0	5	4-3 W
Feb. 28, 2012	Vancouver	Ray Whitney (3)	Mike Smith/Cory Schneider	2	0	5	2-1 W
Mar. 8, 2012	Minnesota	Dany Heatley	Jason LaBarbera/Matt Hackett	2	3	10	3-2 L
Mar. 12, 2012	Nashville	Andrei Kostitsyn	Mike Smith/Pekka Rinne	0	1	5	5-4 L
Mar. 18, 2012	at Edmonton	Ray Whitney (4)	Mike Smith/Devan Dubnyk	2	1	5	3-2 W
Mar. 20, 2012	at Dallas	Mike Ribeiro	Mike Smith/Kari Lehtonen	0	1	6	4-3 L
Mar. 24, 2012	at San Jose	Michal Handzus	Mike Smith/Antti Niemi	0	2	4	4-3 L
Feb. 1, 2013	at Dallas	Jaromir Jagr	Mike Smith/ Kari Lehtonen	1	2	8	4-3 L
Feb. 9, 2013	at San Jose	Mikkel Boedker	Mike Smith/ Antti Niemi	2	0	4	1-0 W
Feb. 23, 2013	at Edmonton	Sam Gagner	Mike Smith/ Nikolai Khabibulin	0	2	4	3-2 L
Mar. 2, 2013	Anaheim	Steve Sullivan	Mike Smith/ Viktor Fasth	1	0	6	5-4 W
Mar. 4, 2013	Anaheim	Oliver Ekman-Larsson	Mike Smith/ Jonas Hiller	2	1	10	5-4 W
Mar. 16, 2013	at Columbus	Artem Anisimov	Mike Smith/ Sergei Bobrovsky	0	2	4	1-0 L
Mar. 30, 2013	at San Jose	Logan Couture	Jason LaBarbera/ Antti Niemi	0	1	6	3-2 L
Apr. 18, 2013	at St. Louis	Andy McDonald	Chad Johnson/ Brian Elliott	0	1	6	2-1 L
Apr. 20, 2013	at Chicago	David Schlemko	Mike Smith/ Corey Crawford	2	1	6	3-2 W
Apr. 26, 2013	Anaheim	Matt Duchene	Mike Smith/ Semyon Varlamov	0	2	4	5-4 L
Oct. 18, 2013	at Anaheim	Jakob Silfverberg	Mike Smith/ Jonas Hiller	3	4	6	3-2 L
Oct. 31, 2013	Nashville	Mikkel Boedker	Thomas Greiss/ Carter Hutton	1	0	5	5-4 W
Nov. 2, 2013	at San Jose	Antoine Vermette	Mike Smith/ Antti Niemi	2	1	5	3-2 W
Nov. 5, 2013	Vancouver	Antoine Vermette	Mike Smith/ Roberto Luongo	2	1	6	3-2 W
Nov. 9, 2013	Washington	Antoine Vermette	Mike Smith/ Michal Neuvirth	2	0	2	4-3 W
Nov. 14, 2013	at Chicago	Brandon Pirri	Mike Smith/ Corey Crawford	1	2	4	5-4 L
Dec. 19, 2013	at Toronto	Joffrey Lupul	Mike Smith/ James Reimer	1	2	3	2-1 L
Dec. 27, 2013	San Jose	Patrick Marleau	Mike Smith/ Antti Niemi	1	2	3	4-3 L
Feb. 27, 2014	at Winnipeg	Olli Jokinen	Mike Smith/ Ondrej Pavelec	1	2	4	3-2 L
Mar. 10, 2014	at Tampa Bay	Radim Vrbata	Mike Smith/ Ben Bishop	1	0	3	4-3 W
Mar. 27, 2014	at New Jersey	Mikkel Boedker	Thomas Greiss/ Martin Brodeur	1	0	3	3-2 W
Apr. 1, 2014	Winnipeg	Andrew Ladd	Thomas Greiss/ Ondrej Pavelec	0	1	3	2-1 L
Apr. 4, 2014	Edmonton	Sam Gagner	Thomas Greiss/ Ben Scrivens	0	1	4	3-2 L
Oct. 21, 2014	at Nashville	Ryan Ellis	Devan Dubnyk/ Pekka Rinne	1	2	4	4-3 L
Nov. 7, 2014	at Anaheim	Mikkel Boedker	Mike Smith/ Frederik Andersen	2	1	3	3-2 W
Nov. 22, 2014	at San Jose	Antoine Vermette	Devan Dubnyk/ Antti Niemi	1	0	3	4-3 W
Dec. 13, 2014	Minnesota	Mikko Koivu	Devan Dubnyk/ Niklas Backstrom	1	2	3	4-3 L
Dec. 27, 2014	Anaheim	Shane Doan	Devan Dubnyk/ Frederik Andersen	1	0	4	2-1 W
Jan. 18, 2015	at Winnipeg	Bryan Little	Mike Smith/ Ondrej Pavelec	0	1	3	4-3 L
Jan. 27, 2015	at Philadelphia	Wayne Simmonds	Mike Smith/ Steve Mason	0	1	3	4-3 L
Feb. 5, 2015	Carolina	Elias Lindholm	Mike Smith/ Cam Ward	0	1	3	2-1 L
Feb. 9, 2015	at Chicago	Antoine Vermette	Mike Smith/ Antti Raanta	2	1	3	3-2 W
Mar. 5, 2015	Vancouver	Sam Gagner	Mike Smith/ Eddie Lack	1	0	3	3-2 W
Jan. 2, 2016	at Edmonton	Ryan Nugent-Hopkins	Louis Domingue/Cam Talbot	1	2	3	4-3 L
Jan. 25, 2016	at Minnesota	Anthony Duclair	Louis Domingue/Devan Dubnyk	1	0	3	2-1 W

## SPECIAL TEAMS

## POWER PLAY

	OPP	GF	PCT	RANK
1979-80	336	63	18.8	16/21
1980-81	345	60	17.4	21/21
1981-82	328	74	22.6	11/21
1982-83	317	71	22.4	10/21
1983-84	374	80	21.4	13/21
1984-85	315	75	23.8	5/21
1985-86	356	72	20.2	17/21
1986-87	400	52	17.3	19/21
1987-88	432	110	25.5	2/21
1988-89	357	79	22.1	5/21
1989-90	347	65	18.7	17/21
1990-91	381	74	19.4	11/21
1991-92	435	91	20.9	7/22
1992-93	467	98	21.0	8/24
1993-94	423	82	19.4	11/26
1994-95	219	42	19.2	9/26
1995-96	417	82	19.7	6/26
1996-97	359	65	18.1	6/26
1997-98	384	57	14.8	14/26
1998-99	342	41	12.0	26/27
1999-00	310	37	11.9	27/28
2000-01	343	57	16.6	14/30
2001-02	340	53	15.6	14/30
2002-03	385	55	14.3	21/30
2003-04	358	51	14.2	26/30
2005-06	541	96	17.7	19/30
2006-07	400	66	16.5	22/30
2007-08	339	63	18.6	11/30
2008-09	344	50	14.5	28/30
2009-10	314	46	14.6	28/30
2010-11	289	46	15.9	23/30
2011-12	251	34	13.6	29/30
2012-13	169	25	14.8	25/30
2013-14	282	56	19.9	4/30
2014-15	230	46	20.0	7/30
2015-16	300	53	17.7	20/30

## PENALTY KILLING

	TS	GA	PCT	RANK
1979-80	275	63	77.1	13/21
1980-81	261	67	74.3	18/21
1981-82	249	61	75.5	16/21
1982-83	294	78	73.5	17/21
1983-84	341	86	74.8	19/21
1984-85	319	70	78.1	11/21
1985-86	335	83	75.2	18/21
1986-87	324	53	83.6	1/21
1987-88	444	94	78.8	13/21
1988-89	374	82	78.1	14/21
1989-90	333	57	82.9	3/21
1990-91	351	57	83.8	3/21
1991-92	428	68	84.1	3/22
1992-93	438	80	81.7	11/24
1993-94	445	91	79.6	23/26
1994-95	235	40	83.0	13/26
1995-96	430	88	79.5	23/26
1996-97	334	47	85.9	5/26
1997-98	408	66	83.8	21/26
1998-99	348	45	87.1	5/27
1999-00	306	43	85.9	9/28
2000-01	432	64	85.2	8/30
2001-02	356	60	83.1	21/30
2002-03	412	77	81.3	27/30
2003-04	398	71	82.2	23/30
2005-06	513	98	80.9	22/30
2006-07	425	92	78.4	29/30
2007-08	332	64	80.7	24/30
2008-09	293	68	76.8	28/30
2009-10	317	49	84.5	6/30
2010-11	296	64	78.4	26/30
2011-12	249	36	85.5	8/30
2012-13	169	34	79.9	22/30
2013-14	272	57	79.0	26/30
2014-15	279	65	76.7	29/30
2015-16	304	69	77.3	28/30

## PENALTY MINUTES

	MINS	AVG	RANK
1979-80	1251	15.6	8/21
1980-81	1191	14.9	1/21
1981-82	1314	16.4	18/21
1982-83	1089	13.6	3/21
1983-84	1579	19.7	15/21
1984-85	1540	19.3	14/21
1985-86	1774	22.2	13/21
1986-87	1537	19.2	2/21
1987-88	2278	28.5	16/21
1988-89	1843	23.0	8/21
1989-90	1629	20.4	4/21
1990-91	1675	20.9	3/21
1991-92	1907	23.8	13/22
1992-93	1851	22.0	13/24
1993-94	2143	25.5	26/26
1994-95	1141	23.8	24/26
1995-96	1622	19.8	13/26
1996-97	1582	19.3	15/26
1997-98	1602	19.5	15/26
1998-99	1412	17.2	20/27
1999-00	940	11.5	7/28
2000-01	1337	16.3	21/30
2001-02	1154	14.1	10/30
2002-03	1433	17.5	28/30
2003-04	1300	15.9	23/30
2005-06	1493	18.4	27/30
2006-07	1417	17.6	29/30
2007-08	1175	14.3	24/30
2008-09	1092	13.3	11/30
2009-10	905	11.5	5/30
2010-11	863	10.5	9/30
2011-12	757	9.2	3/30
2012-13	504	10.5	7/30
2013-14	810	9.9	8/30
2014-15	776	9.5	15/30
2015-16	1009	12.3	29/30

## SHORTHANDED

	GF	GA
1979-80	4	10
1980-81	8	15
1981-82	4	11
1982-83	10	7
1983-84	13	18
1984-85	12	17
1985-86	13	14
1986-87	6	9
1987-88	11	17
1988-89	15	13
1989-90	14	7
1990-91	8	12
1991-92	7	6
1992-93	3	14
1993-94	13	17
1994-95	7	6
1995-96	10	12
1996-97	9	14
1997-98	10	6
1998-99	8	5
1999-00	14	7
2000-01	9	6
2001-02	8	6
2002-03	4	11
2003-04	9	8
2005-06	9	11
2006-07	5	13
2007-08	11	12
2008-09	5	4
2009-10	3	7
2010-11	5	6
2011-12	6	6
2012-13	2	2
2013-14	3	5
2014-15	4	7
2015-16	4	14





## PENALTY SHOTS FOR 9 Goals, 44 Chances

DATE	OPPONENT	PLAYER	GOALTENDER	RESULT
Oct. 19, 1979	Minnesota	Peter Sullivan	Gary Edwards	Failed
Jan. 1, 1985	Calgary	Bengt Lundholm	Reggie Lemelin	Failed
Oct. 13, 1985	Quebec	Doug Smail	Richard Sevigny	Failed
Dec. 11, 1988	at Vancouver	Brent Ashton	Kirk McLean	Scored
Dec. 17, 1988	at Washington	Dale Hawerchuk	Clint Malarchuk	Failed
Oct. 10, 1989	at Pittsburgh	Doug Smail	Tom Barrasso	Failed
Nov. 27, 1991	NY Rangers	Troy Murray	Mike Richter	Failed
Dec. 19, 1992	at St. Louis	Phil Housley	Curtis Joseph	Failed
Feb. 23, 1993	at Ottawa	Stu Barnes	Peter Sidorkiewicz	Failed
Mar. 9, 1993	at Tampa Bay	Teemu Selanne	Wendell Young	Scored
Feb. 6, 1995	at Calgary	Teemu Selanne	Trevor Kidd	Failed
Nov. 18, 1996	Detroit	Mike Hudson	Chris Osgood	Failed
Jan. 24, 1998	Edmonton	Keith Tkachuk	Bob Essensa	Failed
Mar. 25, 1999	Washington	Rick Tabaracci	Rick Tabaracci	Failed
Dec. 2, 1999	Tampa Bay	Jeremy Roenick	Dan Cloutier	Scored
Jan. 12, 2000	Pittsburgh	Keith Tkachuk	J-Sebastien Aubin	Scored
Mar. 17, 2000	Nashville	Jeremy Roenick	Tomas Vokoun	Scored
Feb. 28, 2001	at Columbus	Jeremy Roenick	Marc Denis	Failed
Mar. 30, 2002	Colorado	Krystofer Kolanos	Patrick Roy	Scored
Apr. 9, 2002	at Calgary	Michal Handzus	Roman Turek	Failed
Mar. 14, 2003	Chicago	Mike Johnson	Jocelyn Thibault	Failed
Mar. 14, 2004	at Colorado	Mike Comrie	Tommy Salo	Failed
Apr. 3, 2004	Chicago	Ivan Novoseltsev	Adam Munro	Failed

DATE	OPPONENT	PLAYER	GOALTENDER	RESULT
Oct. 8, 2005	Minnesota	Ladislav Nagy	Dwayne Roloson	Scored
Oct. 17, 2005	at Calgary	Oleg Saprykin	Mikka Kiprusoff	Failed
Nov. 25, 2005	at Dallas	Mike Comrie	Marty Turco	Failed
Nov. 26, 2005	Vancouver	Shane Doan	Alexander Auld	Failed
Dec. 29, 2005	Los Angeles	Ladislav Nagy	Jason LaBarbera	Failed
Mar. 18, 2007	Dallas	Shane Doan	Marty Turco	Failed
Dec. 29, 2007	Detroit	Radim Vrbata	Chris Osgood	Scored
Jan. 10, 2008	at Edmonton	Shane Doan	Mathieu Garon	Failed
Feb. 10, 2008	Nashville	Keith Yandle	Dan Ellis	Failed
Nov. 14, 2009	Dallas	Shane Doan	Marty Turco	Failed
Mar. 20, 2010	Chicago	Matthew Lombardi	Antti Niemi	Failed
Feb. 19, 2011	at Nashville	Shane Doan	Pekka Rinne	Failed
Nov. 21, 2011	at Washington	Lauri Korpikoski	Tomas Vokoun	Scored
Mar. 10, 2012	San Jose	Ray Whitney	Antti Niemi	Failed
Mar. 18, 2012	at Edmonton	Keith Yandle	Devan Dubnyk	Failed
Mar. 25, 2013	Detroit	Lauri Korpikoski	Jonas Gustavsson	Failed
Feb. 7, 2015	Detroit	Martin Erat	Petr Mrazek	Failed
Feb. 14, 2015	NY Rangers	Tobias Rieder	Cam Talbot	Failed
Jan. 9, 2016	Nashville	Anthony Duclair	Carter Hutton	Failed
Mar. 5, 2016	Florida	Anthony Duclair	Al Montoya	Failed
Mar. 24, 2016	Dallas	Brad Richardson	Kari Lehtonen	Failed

## PENALTY SHOTS AGAINST 19 Goals, 53 Chances

DATE	OPPONENT	PLAYER	GOALTENDER	RESULT
Dec. 14, 1980	NY Islanders	Anders Kallur	Pierre Hamel	Failed
Feb. 6, 1981	at Edmonton	Wayne Gretzky	Pierre Hamel	Failed
Dec. 19, 1983	at Calgary	Doug Risebrough	Doug Soetaert	Scored
Feb. 23, 1985	at Montreal	Chris Nilan	Brian Hayward	Scored
Oct. 16, 1985	at Detroit	Gerard Gallant	Brian Hayward	Scored
Dec. 28, 1986	Minnesota	Kent Nilsson	Eldon Reddick	Failed
Oct. 25, 1987	Los Angeles	Luc Robitaille	Eldon Reddick	Scored
Mar. 10, 1988	at Calgary	Hakan Loob	Daniel Berthiaume	Failed
Nov. 29, 1988	NY Rangers	Guy Lafleur	Eldon Reddick	Failed
Jan. 31, 1989	at St. Louis	Doug Evans	Daniel Berthiaume	Scored
Feb. 13, 1989	at Detroit	Steve Yzerman	Bob Essensa	Scored
Feb. 28, 1992	at Vancouver	Pavel Bure	Rick Tabaracci	Scored
Feb. 1, 1993	at Ottawa	Laurie Boschman	Mike O'Neill	Scored
Oct. 31, 1993	Calgary	Paul Ranheim	Bob Essensa	Scored
Nov. 3, 1993	St. Louis	Philippe Bozon	Bob Essensa	Failed
Mar. 29, 1994	at San Jose	Sergei Makarov	Tim Cheveldae	Scored
Mar. 22, 1995	at Detroit	Bob Errey	Nikolai Khabibulin	Failed
Apr. 8, 1995	at Toronto	Dave Andreychuk	Tim Cheveldae	Failed
Feb. 1, 1996	at Colorado	Peter Forsberg	Tim Cheveldae	Failed
Feb. 26, 1996	Los Angeles	Kevin Stevens	Nikolai Khabibulin	Failed
Dec. 3, 1997	at Tampa Bay	Dino Ciccarelli	Nikolai Khabibulin	Failed
Jan. 26, 1998	Vancouver	Pavel Bure	Nikolai Khabibulin	Scored
Jan. 10, 2000	at NY Islanders	Brad Isbister	Sean Burke	Scored
Oct. 27, 2001	Colorado	Greg de Vries	Sean Burke	Failed
Jan. 27, 2004	Calgary	Shean Donovan	Sean Burke	Scored
Feb. 2, 2004	Columbus	David Vyborny	Brian Boucher	Scored
Oct. 8, 2005	Minnesota	Alexandre Daigle	Curtis Joseph	Failed

DATE	OPPONENT	PLAYER	GOALTENDER	RESULT
Nov. 10, 2005	Calgary	Jarome Iginla	Curtis Joseph	Scored
Mar. 4, 2006	Detroit	Nicklas Lidstrom	Philippe Sauve	Failed
Mar. 7, 2006	at Detroit	Mark Mowers	Curtis Joseph	Failed
Oct. 24, 2006	at Calgary	Daymond Langkow	Curtis Joseph	Failed
Nov. 3, 2006	at Anaheim	Andy McDonald	Curtis Joseph	Scored
Feb. 19, 2007	at Nashville	Jean-Pierre Dumont	Curtis Joseph	Scored
Mar. 8, 2007	Vancouver	Daniel Sedin	Curtis Joseph	Failed
Oct. 30, 2007	at St. Louis	Lee Stempniak	Mikael Tellqvist	Failed
Nov. 12, 2007	at San Jose	Joe Pavelski	Mikael Tellqvist	Failed
Jan. 19, 2008	Chicago	Rene Bourque	Ilya Bryzgalov	Failed
Dec. 19, 2009	at Anaheim	Todd Marchant	Ilya Bryzgalov	Failed
Jan. 7, 2010	at Vancouver	Mason Raymond	Ilya Bryzgalov	Failed
Dec. 26, 2010	at Dallas	Loui Eriksson	Jason LaBarbera	Failed
Feb. 25, 2011	at Columbus	RJ Umberger	Ilya Bryzgalov	Failed
Mar. 8, 2011	Vancouver	Alex Burrows	Ilya Bryzgalov	Failed
Mar. 17, 2011	at Edmonton	Andrew Coglian	Ilya Bryzgalov	Failed
Oct. 15, 2011	vs. Winnipeg	Nik Antropov	Mike Smith	Failed
Dec. 31, 2011	at Minnesota	Matt Cullen	Curtis McElhinney	Scored
Jan. 10, 2012	at N.Y. Rangers	Marian Gaborik	Mike Smith	Failed
Mar. 6, 2013	at Anaheim	Andrew Coglian	Jason LaBarbera	Failed
Oct. 11, 2013	at Philadelphia	Adam Hall	Thomas Greiss	Failed
Nov. 23, 2013	Anaheim	Emerson Etem	Mike Smith	Failed
Dec. 12, 2015	Carolina	Jeff Skinner	Anders Lindback	Failed
Dec. 22, 2015	Toronto	Michael Grabner	Louis Domingue	Failed
Jan. 18, 2016	Buffalo	Evander Kane	Louis Domingue	Failed
Feb. 23, 2016	at Tampa Bay	Cedric Paquette	Louis Domingue	Scored



DATE	OPPONENT	RESULT	PLAYER	G
Dec. 15, 1979	Montreal	6-2 W	Willy Lindstrom	3
Mar. 26, 1980	Hartford	7-0 W	Dave Christian	3
Oct. 17, 1980	Chicago	6-2 W	Morris Lukowich	3
Nov. 2, 1980	Washington	4-4 T	Norm Dupont	3
Feb. 12, 1981	at NY Rangers	8-6 L	Dave Christian	3
Oct. 25, 1981	Los Angeles	9-4 W	Dale Hawerchuk	3
Mar. 2, 1982	at Philadelphia	7-6 W	Willy Lindstrom	5
Mar. 13, 1982	at Toronto	10-2 W	Dale Hawerchuk	3
Oct. 24, 1982	Edmonton	9-5 W	Dale Hawerchuk	3
Feb. 4, 1983	Pittsburgh	6-4 W	Dale Hawerchuk	3
Feb. 25, 1983	Hartford	5-3 W	Dale Hawerchuk	3
Mar. 23, 1983	Edmonton	7-4 W	Lucien DeBlois	3
Mar. 30, 1983	Los Angeles	10-5 W	Ron Wilson	4
Apr. 3, 1983	Detroit	8-3 W	Thomas Steen	3
Oct. 5, 1983	Detroit	6-6 T	Scott Arniel	3
Dec. 14, 1983	at Toronto	8-4 W	Dale Hawerchuk	3
Jan. 18, 1984	at Pittsburgh	5-4 W	Paul MacLean	3
Mar. 6, 1984	at Los Angeles	7-3 W	Paul MacLean	3
Nov. 24, 1984	at Los Angeles	9-5 W	Laurie Boschman	3
Dec. 14, 1984	Toronto	6-4 W	Dale Hawerchuk	3
Jan. 4, 1985	at Edmonton	7-4 L	Dale Hawerchuk	3
Jan. 21, 1985	Pittsburgh	7-6 W	Dale Hawerchuk	3
Oct. 23, 1985	Edmonton	9-3 W	Perry Turnbull	3
Mar. 19, 1986	Montreal	6-4 W	Brian Mullen	3
Mar. 31, 1986	at Los Angeles	5-2 W	Ray Neufeld	3
Nov. 2, 1986	at NY Rangers	5-4 W	Paul MacLean	3
Nov. 9, 1986	New Jersey	8-1 W	Thomas Steen	3
Nov. 13, 1986	at Los Angeles	6-5 W	Paul MacLean	3
Feb. 20, 1987	Boston	6-2 W	Doug Smail	3
Mar. 25, 1987	Calgary	10-1 W	Doug Smail	3
Nov. 1, 1987	Vancouver	7-3 W	Ray Neufeld	3
Nov. 25, 1987	at Detroit	10-8 L	Paul MacLean	3
Dec. 28, 1987	at Los Angeles	5-2 W	Ray Neufeld	3
Feb. 3, 1988	Calgary	9-0 W	Laurie Boschman	3
Feb. 6, 1988	at Minnesota	8-8- T	Dale Hawerchuk	3
Mar. 5, 1988	at Toronto	10-1 W	Paul MacLean	3
Mar. 9, 1988	Calgary	6-6 T	Paul MacLean	4
Nov. 8, 1988	at Quebec	8-4 W	Dale Hawerchuk	3
Nov. 20, 1988	Edmonton	7-4 W	Iain Duncan	3
Nov. 20, 1988	Edmonton	7-4 W	Andrew McBain	3
Jan. 26, 1989	at NY Islanders	8-6 L	Dale Hawerchuk	3
Feb. 19, 1989	Hartford	7-6 W	Brent Ashton	3
Mar. 18, 1989	at Toronto	10-2 W	Thomas Steen	3
Nov. 11, 1991	Los Angeles	6-2 W	Stu Barnes	3
Oct. 14, 1992	Edmonton	7-3 W	Teemu Selanne	3
Nov. 17, 1992	at Tampa Bay	6-5 W	Evgeny Davydov	3
Dec. 11, 1992	at Washington	8-6 L	Teemu Selanne	3
Feb. 22, 1993	Ottawa	6-3 W	Thomas Steen	3
Feb. 28, 1993	Minnesota	7-6 W	Teemu Selanne	4
Mar. 2, 1993	Quebec	7-4 L	Teemu Selanne	3
Mar. 9, 1993	at Tampa Bay	4-2 W	Teemu Selanne	3
Oct. 6, 1993	Washington	6-4 W	Teemu Selanne	3
Oct. 23, 1993	at Philadelphia	9-6 W	Keith Tkachuk	3
Nov. 9, 1993	at NY Islanders	5-2 W	Alexei Zhamnov	3

DATE	OPPONENT	RESULT	PLAYER	G
Nov. 30, 1993	at Los Angeles	8-6 W	Alexei Zhamnov	3
Dec. 23, 1993	Quebec	5-2 W	Teemu Selanne	3
Feb. 11, 1995	at St. Louis	3-2 W	Alexei Zhamnov	3
Mar. 28, 1995	at San Jose	6-5 L	Nelson Emerson	3
Apr. 1, 1995	at Los Angeles	7-7 T	Alexei Zhamnov	5
Oct. 7, 1995	Dallas	7-5 W	Igor Korolev	3
Dec. 12, 1995	Montreal	6-5 L	Eddie Olczyk	3
Dec. 15, 1995	Edmonton	9-4 W	Teemu Selanne	4
Feb. 1, 1996	at Colorado	6-4 L	Alexei Zhamnov	3
Mar. 26, 1996	at Dallas	8-2 W	Keith Tkachuk	4
Oct. 7, 1996	at Boston	5-2 W	Mike Gartner	3
Nov. 28, 1996	New Jersey	4-3 W	Keith Tkachuk	3
Feb. 18, 1997	Los Angeles	6-1 W	Jim McKenzie	3
Mar. 20, 1997	at Chicago	4-2 W	Keith Tkachuk	4
Dec. 1, 1997	at Florida	3-2 W	Keith Tkachuk	3
Dec. 26, 1997	at San Jose	4-0 W	Keith Tkachuk	3
Apr. 3, 1998	Anaheim	6-3 W	Keith Tkachuk	3
Mar. 7, 1999	Nashville	4-3 W	Keith Tkachuk	3
Nov. 25, 1999	New Jersey	4-2 W	Jeremy Roenick	3
Nov. 26, 1999	Colorado	7-0 W	Jeremy Roenick	3
Dec. 20, 2000	Calgary	4-2 W	Keith Tkachuk	3
Feb. 23, 2001	at Buffalo	7-3 W	Jeremy Roenick	3
Oct. 13, 2001	Washington	5-2 W	Daymond Langkow	3
Jan. 24, 2003	at Edmonton	5-1 W	Daymond Langkow	3
Nov. 27, 2003	Los Angeles	6-4 W	Ladislav Nagy	3
Dec. 3, 2005	Carolina	8-4 W	Ladislav Nagy	3
Apr. 1, 2006	at San Jose	4-3 W	Steven Reinprecht	3
Dec. 30, 2006	San Jose	8-0 W	Jeremy Roenick	3
Oct. 11, 2007	at Nashville	6-3 W	Fredrik Sjostrom	3
Nov. 7, 2007	at Anaheim	6-5 W	Peter Mueller	3
Jan. 2, 2008	at Colorado	5-2 W	Steven Reinprecht	3
Jan. 24, 2008	vs. Nashville	4-3 W (OT)	Radim Vrbata	3
Feb. 5, 2008	at Calgary	4-3 L (SO)	Peter Mueller	3
Apr. 4, 2008	at Dallas	4-2 W	Daniel Carcillo	3
Dec. 4, 2008	Toronto	6-3 W	Martin Hanzal	3
Feb. 21, 2009	at Los Angeles	6-3 W	Olli Jokinen	3
Jan. 21, 2010	Nashville	4-2 W	Scottie Upshall	3
Oct. 21, 2010	Los Angeles	4-2 W	Lee Stempniak	3
Nov. 3, 2010	Nashville	4-3 W	Ed Jovanovski	3
Nov. 12, 2010	Calgary	5-4 W	Vernon Fiddler	3
Nov. 13, 2010	St. Louis	5-3 W	Ray Whitney	3
Jan. 7, 2012	N.Y. Islanders	5-1 W	Shane Doan	3
Jan. 23, 2013	Columbus	5-1 W	Steve Sullivan	3
Apr. 27, 2013	at Anaheim	5-3 W	Radim Vrbata	3
Oct. 3, 2013	N.Y. Rangers	4-1 W	Radim Vrbata	3
Dec. 21, 2013	at Ottawa	4-3 W (OT)	Antoine Vermette	3
Jan. 26, 2014	at Vancouver	5-4 L (OT)	Antoine Vermette	3
Oct. 15, 2014	Edmonton	7-4 W	Mikkel Boedker	3
Nov. 14, 2014	at Vancouver	5-0 W	Martin Hanzal	3
Oct. 14, 2015	at Anaheim	4-0 W	Anthony Duclair	3
Oct. 24, 2015	at Ottawa	4-1 W	Mikkel Boedker	3
Nov. 28, 2015	Ottawa	4-3 W	Mikkel Boedker	3
Dec. 29, 2015	Chicago	7-5 L	Shane Doan	3
Jan. 12, 2016	Edmonton	4-3 W (OT)	Max Domi	3



DATE	OPPONENT	RESULT	SAVES	GOALTENDER
Feb. 12, 1980	at NY Islanders	0-0 T	20	Markus Mattsson
Mar. 26, 1980	Hartford	7-0 W	27	Markus Mattsson
Jan. 31, 1981	at Toronto	2-0 W	38	Markus Mattsson
Jan. 20, 1982	Washington	3-0 W	21	Doug Soetaert
Mar. 5, 1982	Detroit	2-0 W	33	Doug Soetaert
Mar. 20, 1982	Toronto	7-0 W	21	Ed Staniowski
Oct. 9, 1982	at Detroit	8-0 W	36	Ed Staniowski
Mar. 9, 1983	Buffalo	6-0 W	24	Brian Hayward
Nov. 7, 1984	at Hartford	3-0 W	29	Marc Behrend
Jan. 5, 1986	Vancouver	4-0 W	20	Dan Bouchard
Mar. 16, 1986	Detroit	6-0 W	15	Dan Bouchard
Nov. 7, 1986	St. Louis	2-0 W	25	Daniel Berthiaume
Jan. 9, 1987	Hartford	3-0 W	29	Eldon Reddick/ Daniel Berthiaume
Jan. 19, 1988	St. Louis	3-0 W	23	Daniel Berthiaume
Feb. 3, 1988	Calgary	9-0 W	25	Daniel Berthiaume
Nov. 18, 1988	Toronto	3-0 W	30	Alain Chevrier
Feb. 26, 1989	Calgary	1-0 W	24	Bob Essensa
Nov. 18, 1989	at Philadelphia	1-0 W (OT)	31	Daniel Berthiaume
Mar. 29, 1990	at Los Angeles	1-0 W	30	Bob Essensa
Oct. 31, 1990	at Edmonton	1-0 W (OT)	34	Bob Essensa
Dec. 28, 1990	Boston	6-0 W	31	Bob Essensa
Jan. 21, 1991	Minnesota	2-0 W	28	Bob Essensa
Feb. 17, 1991	Quebec	6-0 W	25	Rick Tabaracci
Mar. 23, 1991	at Edmonton	3-0 W	26	Bob Essensa
Oct. 25, 1991	Philadelphia	2-0 W	34	Bob Essensa
Nov. 16, 1991	at New Jersey	1-0 W	40	Bob Essensa
Nov. 23, 1991	at Edmonton	4-0 W	36	Bob Essensa
Jan. 23, 1992	at Philadelphia	1-0 W	24	Stephane Beauregard
Jan. 28, 1992	at Pittsburgh	4-0 W	38	Bob Essensa
Feb. 2, 1992	San Jose	6-0 W	40	Bob Essensa
Mar. 11, 1992	San Jose	3-0 W	20	Stephane Beauregard
Dec. 19, 1992	at St. Louis	1-0 W	32	Bob Essensa
Apr. 15, 1993	Edmonton	3-0 W	31	Bob Essensa
Oct. 16, 1993	Chicago	1-0 W (OT)	33	Bob Essensa
Mar. 16, 1994	St. Louis	4-0 W	41	Tim Cheveldae
Nov. 26, 1995	Edmonton	4-0 W	34	Nikolai Khabibulin
Feb. 23, 1996	Chicago	1-0 W (OT)	36	Nikolai Khabibulin
Dec. 5, 1996	at St. Louis	3-0 W	33	Darcy Wakaluk
Jan. 25, 1997	Vancouver	4-0 W	26	Nikolai Khabibulin
Jan. 29, 1997	at Detroit	3-0 W	30	Nikolai Khabibulin
Feb. 12, 1997	at Dallas	5-0 W	33	Nikolai Khabibulin
Mar. 5, 1997	at Florida	3-0 W	14	Nikolai Khabibulin
Mar. 6, 1997	at Tampa Bay	5-0 W	30	Nikolai Khabibulin
Mar. 8, 1997	at Chicago	2-0 W	28	Nikolai Khabibulin
Mar. 22, 1997	at Toronto	3-0 W	33	Nikolai Khabibulin
Nov. 8, 1997	at Toronto	3-0 W	25	Nikolai Khabibulin
Nov. 22, 1997	Toronto	2-0 W	28	Nikolai Khabibulin
Dec. 26, 1997	at San Jose	4-0 W	30	Nikolai Khabibulin
Jan. 1, 1998	Los Angeles	4-0 W	23	Nikolai Khabibulin
Mar. 14, 1998	at St. Louis	2-0 W	24	Jimmy Waite
Nov. 1, 1998	at Los Angeles	3-0 W	31	Nikolai Khabibulin
Nov. 11, 1998	at Dallas	2-0 W	38	Jimmy Waite
Nov. 28, 1998	at Los Angeles	4-0 W	20	Nikolai Khabibulin
Dec. 12, 1998	at Ottawa	2-0 W	42	Nikolai Khabibulin
Jan. 11, 1999	Buffalo	1-0 W	23	Nikolai Khabibulin
Feb. 6, 1999	Chicago	3-0 W	28	Nikolai Khabibulin
Feb. 10, 1999	Los Angeles	3-0 W	26	Nikolai Khabibulin
Mar. 13, 1999	Anaheim	1-0 W	27	Nikolai Khabibulin
Apr. 17, 1999	Dallas	2-0 W	27	Nikolai Khabibulin
Oct. 5, 1999	Anaheim	4-0 W	21	Mikhail Shtalenkov
Oct. 31, 1999	at Anaheim	3-0 W	33	Mikhail Shtalenkov
Nov. 26, 1999	Colorado	7-0 W	28	Sean Burke
Feb. 1, 2000	at San Jose	1-0 W (OT)	34	Bob Essensa
Mar. 9, 2000	NY Islanders	5-0 W	30	Sean Burke
Mar. 11, 2000	Vancouver	5-0 W	26	Sean Burke
Oct. 30, 2000	at Colorado	4-0 W	45	Sean Burke
Nov. 12, 2000	at NY Rangers	2-0 W	39	Sean Burke
Nov. 30, 2000	Minnesota	2-0 W	30	Robert Esche
Feb. 9, 2001	Edmonton	2-0 W	38	Sean Burke
Feb. 16, 2001	at Carolina	2-0 W	33	Robert Esche
Mar. 28, 2001	at Minnesota	2-0 W	29	Sean Burke
Oct. 27, 2001	Colorado	1-0 W	29	Sean Burke
Nov. 29, 2001	Nashville	1-0 W	27	Sean Burke
Dec. 5, 2001	St. Louis	3-0 W	27	Sean Burke

DATE	OPPONENT	RESULT	SAVES	GOALTENDER
Dec. 31, 2001	NY Rangers	5-0 W	37	Sean Burke
Jan. 21, 2002	at Nashville	1-0 W	19	Robert Esche
Mar. 24, 2002	Los Angeles	4-0 W	25	Sean Burke
Dec. 28, 2002	Philadelphia	4-0 W	23	Sean Burke
Jan. 8, 2003	at Chicago	0-0 T	40	Zac Bierk
Apr. 4, 2003	Nashville	1-0 W	24	Sean Burke
Oct. 12, 2003	at Anaheim	2-0 W	31	Sean Burke
Dec. 31, 2003	Los Angeles	4-0 W	21	Brian Boucher
Jan. 2, 2004	at Dallas	6-0 W	35	Brian Boucher
Jan. 4, 2004	at Carolina	3-0 W	26	Brian Boucher
Jan. 7, 2004	at Washington	3-0 W	27	Brian Boucher
Jan. 9, 2004	at Minnesota	2-0 W	21	Brian Boucher
Oct. 17, 2005	at Calgary	2-0 W	25	Curtis Joseph
Nov. 3, 2005	Los Angeles	4-0 W	21	Curtis Joseph
Apr. 13, 2006	Los Angeles	3-0 W	32	Curtis Joseph
Apr. 16, 2006	at St. Louis	3-0 W	40	Curtis Joseph
Dec. 23, 2006	Anaheim	2-0 W	29	Mikael Tellqvist
Dec. 30, 2006	San Jose	8-0 W	40	Curtis Joseph
Jan. 4, 2007	at Carolina	2-0 W	29	Curtis Joseph
Feb. 6, 2007	at Columbus	3-0 W	28	Curtis Joseph
Feb. 27, 2007	at Edmonton	3-0 W	26	Curtis Joseph
Mar. 12, 2007	Philadelphia	4-0 W	24	Mikael Tellqvist
Oct. 25, 2007	at Anaheim	1-0 W	31	Alex Auld
Nov. 2, 2007	at Dallas	5-0 W	35	Mikael Tellqvist
Nov. 17, 2007	at Los Angeles	1-0 W	28	Ilya Bryzgalov
Feb. 18, 2008	at Los Angeles	4-0 W	34	Mikael Tellqvist
Feb. 24, 2008	St. Louis	2-0 W	35	Ilya Bryzgalov
Mar. 13, 2008	Vancouver	2-0 W	24	Ilya Bryzgalov
Dec. 20, 2008	Columbus	2-0 W	33	Ilya Bryzgalov
Jan. 10, 2009	Dallas	1-0 W (SO)	38	Ilya Bryzgalov
Feb. 11, 2009	at Dallas	1-0 W	33	Ilya Bryzgalov
Apr. 1, 2009	at Colorado	3-0 W	23	Al Montoya
Oct. 7, 2009	at Pittsburgh	3-0 W	24	Ilya Bryzgalov
Oct. 12, 2009	at San Jose	1-0 W (SO)	26	Ilya Bryzgalov
Oct. 29, 2009	at St. Louis	2-0 W	32	Ilya Bryzgalov
Dec. 7, 2009	Minnesota	2-0 W	28	Ilya Bryzgalov
Dec. 23, 2009	Anaheim	4-0 W	21	Ilya Bryzgalov
Feb. 2, 2010	at Nashville	1-0 W (SO)	25	Ilya Bryzgalov
Mar. 6, 2010	Anaheim	4-0 W	32	Ilya Bryzgalov
Mar. 13, 2010	at Carolina	4-0 W	29	Ilya Bryzgalov
Nov. 23, 2010	Edmonton	5-0 W	23	Ilya Bryzgalov
Dec. 5, 2010	at Anaheim	3-0 W	26	Ilya Bryzgalov
Dec. 26, 2010	at Dallas	1-0 W	30	Jason LaBarbera
Jan. 6, 2011	at Colorado	2-0 W	34	Jason LaBarbera
Jan. 20, 2011	at Los Angeles	2-0 W	36	Ilya Bryzgalov
Feb. 5, 2011	Minnesota	1-0 W	25	Ilya Bryzgalov
Feb. 7, 2011	Colorado	3-0 W	26	Ilya Bryzgalov
Mar. 10, 2011	Calgary	3-0 W	39	Ilya Bryzgalov
Mar. 24, 2011	Columbus	3-0 W	28	Ilya Bryzgalov
Nov. 12, 2011	at San Jose	3-0 W	31	Mike Smith
Nov. 26, 2011	Dallas	3-0 W	26	Mike Smith
Feb. 11, 2012	Chicago	3-0 W	38	Mike Smith
Feb. 16, 2012	at Los Angeles	1-0 W	28	Mike Smith
Mar. 10, 2012	San Jose	3-0 W	42	Mike Smith
Mar. 29, 2012	San Jose	2-0 W	38	Mike Smith
Mar. 31, 2012	Anaheim	4-0 W	44	Mike Smith
Apr. 3, 2012	Columbus	2-0 W	54	Mike Smith
Jan. 28, 2013	Nashville	4-0 W	21	Chad Johnson
Feb. 2, 2013	Dallas	2-0 W	17	Mike Smith
Feb. 9, 2013	at San Jose	1-0 W (SO)	33	Mike Smith
Feb. 18, 2013	Calgary	4-0 W	30	Mike Smith
Mar. 16, 2013	at Columbus	1-0 L (SO)	23	Mike Smith
Apr. 6, 2013	Colorado	4-0 W	24	Mike Smith
Jan. 7, 2014	Calgary	6-0 W	27	Thomas Greiss
Jan. 16, 2014	Vancouver	1-0 W	29	Mike Smith
Jan. 28, 2014	Los Angeles	3-0 W	30	Thomas Greiss
Feb. 7, 2014	Chicago	2-0 W	30	Mike Smith
Mar. 4, 2014	Vancouver	1-0 W	23	Mike Smith
Nov. 14, 2014	at Vancouver	5-0 W	35	Devan Dubnyk
Oct. 14, 2015	at Anaheim	4-0 W	37	Mike Smith
Dec. 19, 2015	NY Islanders	1-0 W	25	Louis Domingue
Jan. 9, 2016	Nashville	4-0 W	26	Louis Domingue
Mar. 12, 2016	Edmonton	4-0 W	44	Mike Smith
Apr. 2, 2016	Washington	3-0 W	31	Mike Smith



DATE	OPPONENT	RESULT	TOTAL GOALS
Nov. 25, 1987	at Detroit	10-8 L	18
Nov. 11, 1981	at Minnesota	15-2 L	17
Feb. 25, 1985	at NY Rangers	12-5 W	17
Feb. 2, 1982	at St. Louis	10-6 L	16
Mar. 30, 1983	Los Angeles	10-5 W	15
Nov. 24, 1990	at Quebec	11-4 W	15
Feb. 6, 1981	at Edmonton	10-4 L	14
Oct. 19, 1983	Montreal	12-2 L	14
Dec. 15, 1982	at Chicago	10-3 L	13
Mar. 27, 1981	Vancouver	10-2 L	12
Nov. 29, 1981	Edmonton	10-2 L	12
Mar. 13, 1982	at Toronto	10-2 W	12
Mar. 18, 1989	at Toronto	10-2 W	12
Mar. 1, 2000	Carolina	7-5 W	12
Dec. 3, 2005	Carolina	8-4 W	12
Mar. 10, 2007	Chicago	7-5 L	12
Mar. 18, 2008	at Edmonton	8-4 L	12
Feb. 14, 2009	Calgary	7-5 L	12
Dec. 17, 2015	Columbus	7-5 L	12
Dec. 29, 2015	Chicago	7-5 L	12
Mar. 5, 1981	at Philadelphia	10-1 L	11
Mar. 25, 1987	Calgary	10-1 W	11
Mar. 5, 1988	at Toronto	10-1 W	11
Oct. 12, 1988	at Chicago	10-1 L	11
Oct. 15, 2000	at Los Angeles	6-5 W	11
Feb. 27, 2001	at Boston	7-4 L	11
Mar. 24, 2001	Edmonton	7-4 W	11
Jan. 9, 2002	San Jose	6-5 L	11
Feb. 8, 2002	Los Angeles	6-5 W	11
Dec. 26, 2005	at Colorado	7-4 L	11
Dec. 29, 2005	Los Angeles	6-5 W	11
Jan. 31, 2006	Vancouver	7-4 L	11
Oct. 11, 2006	at Detroit	9-2 L	11
Nov. 30, 2006	Los Angeles	7-4 W	11
Nov. 7, 2007	at Anaheim	6-5 W (OT)	11
Mar. 20, 2008	at Los Angeles	6-5 L (SO)	11
Mar. 30, 2009	Dallas	6-5 W (OT)	11
Jan. 2, 2011	at Minnesota	6-5 L (OT)	11
Feb. 23, 2011	at Tampa Bay	8-3 L	11
Mar. 28, 2013	at Nashville	7-4 W	11
Oct. 24, 2013	at Los Angeles	7-4 L	11
Oct. 15, 2014	Edmonton	7-4 W	11
Nov. 2, 2014	at Washington	6-5 W	11



DATE	OPPONENT	RESULT	GOALTENDER	GOAL
Feb. 12, 1980	at NY Islanders	0-0 T	Markus Mattsson	----
Jan. 8, 2003	at Chicago	0-0 T	Zac Bierk	----
Feb. 26, 1989	Calgary	1-0 W	Bob Essensa	Dale Hawerchuk
Nov. 18, 1989	at Philadelphia	1-0 W (OT)	Daniel Berthiaume	Doug Smail
Mar. 29, 1990	at Los Angeles	1-0 W	Bob Essensa	Pat Elynuik
Oct. 31, 1990	at Edmonton	1-0 W (OT)	Bob Essensa	Pat Elynuik
Nov. 16, 1991	at New Jersey	1-0 W	Bob Essensa	Ed Olczyk
Jan. 23, 1992	at Philadelphia	1-0 W	Stephane Beauregard	Phil Housley
Mar. 13, 1992	Hartford	1-0 L	Stephane Beauregard	Bobby Holik
Dec. 19, 1992	at St. Louis	1-0 W	Bob Essensa	Thomas Steen
Oct. 16, 1993	Chicago	1-0 W (OT)	Bob Essensa	Nelson Emerson
Feb. 16, 1996	Pittsburgh	1-0 L	Nikolai Khabibulin	Jaromir Jagr
Feb. 23, 1996	Chicago	1-0 W (OT)	Nikolai Khabibulin	Dallas Drake
Oct. 5, 1996	Hartford	1-0 L	Nikolai Khabibulin	Alexander Godynnyuk
Jan. 11, 1999	Buffalo	1-0 W	Nikolai Khabibulin	Dallas Drake
Mar. 13, 1999	Anaheim	1-0 W	Nikolai Khabibulin	Mike Stapleton
Mar. 29, 1999	at Vancouver	1-0 L	Mikhail Shtalenkov	Peter Schaefer
Apr. 6, 1999	San Jose	1-0 L	Nikolai Khabibulin	Bill Houlder
Feb. 1, 2000	at San Jose	1-0 W (OT)	Bob Essensa	Keith Carney
Feb. 22, 2000	at Montreal	1-0 L	Sean Burke	Benoit Brunet
Oct. 27, 2001	Colorado	1-0 W	Sean Burke	Krystofer Kolanos
Nov. 4, 2001	at Carolina	1-0 L	Sean Burke	Josef Vasicek
Nov. 29, 2001	Nashville	1-0 W	Sean Burke	Sergei Berezin
Jan. 21, 2002	at Nashville	1-0 W	Robert Esche	Sergei Berezin
Jan. 18, 2003	Buffalo	1-0 L	Zac Bierk	Curtis Brown
Jan. 26, 2003	at Vancouver	1-0 L	Zac Bierk	Markus Naslund
Apr. 4, 2003	Nashville	1-0 W	Sean Burke	Branko Radivojevic
Nov. 23, 2003	at Atlanta	1-0 L	Brian Boucher	Marc Savard
Mar. 31, 2004	at Calgary	1-0 L	Brent Johnson	Jarome Iginla
Nov. 9, 2006	Dallas	1-0 L	Curtis Joseph	Brenden Morrow
Feb. 3, 2007	Minnesota	1-0 L	Curtis Joseph	Marian Gaborik
Oct. 25, 2007	at Anaheim	1-0 W	Alex Auld	Craig Weller
Nov. 17, 2007	at Los Angeles	1-0 W	Ilya Bryzgalov	Shane Doan
Dec. 7, 2007	vs. San Jose	1-0 L	Ilya Bryzgalov	Milan Michalek
Feb. 27, 2008	at Chicago	1-0 L	Ilya Bryzgalov	Jason Williams
Nov. 6, 2008	at Vancouver	1-0 L	Ilya Bryzgalov	Kevin Bieksa
Jan. 10, 2009	Dallas	1-0 W (SO)	Ilya Bryzgalov	*Kyle Turris
Feb. 11, 2009	at Dallas	1-0 W	Ilya Bryzgalov	Enver Lisin
Oct. 12, 2009	at San Jose	1-0 W (SO)	Ilya Bryzgalov	*Lauri Korpikoski
Feb. 2, 2010	at Nashville	1-0 W (SO)	Ilya Bryzgalov	*Adrian Aucoin
Dec. 26, 2010	at Dallas	1-0 W	Jason LaBarbera	Kyle Turris
Feb. 5, 2011	Minnesota	1-0 W	Ilya Bryzgalov	Taylor Pyatt
Mar. 3, 2011	at Los Angeles	1-0 L	Ilya Bryzgalov	Jarret Stoll
Dec. 1, 2011	at Winnipeg	1-0 L	Mike Smith	Bryan Little
Jan. 5, 2012	at Los Angeles	1-0 L (OT)	Mike Smith	Drew Doughty
Feb. 16, 2012	at Los Angeles	1-0 W	Mike Smith	Radim Vrbata
Feb. 9, 2013	at San Jose	1-0 W (SO)	Mike Smith	Mikkel Boedker
Mar. 16, 2013	at Columbus	1-0 L (SO)	Mike Smith	Artem Anisimov
Jan. 16, 2014	Vancouver	1-0 W	Mike Smith	Antoine Vermette
Mar. 4, 2014	Vancouver	1-0 W	Mike Smith	Antoine Vermette
Nov. 8, 2014	N.Y. Islanders	1-0 L	Mike Smith	Frans Nielsen
Mar. 16, 2015	at Los Angeles	1-0 L	Mike Smith	Andy Andreoff
Dec. 19, 2015	N.Y. Islanders	1-0 W	Louis Domingue	Oliver Ekman-Larsson
Apr. 9, 2016	at San Jose	1-0 L	Mike Smith	Joe Pavelski

\*Shootout-Deciding Goal



## GOALS

PLAYER	SEASON	NO.
1. Teemu Selanne	1992-93	76
2. Dale Hawerchuk	1984-85	53
3. Keith Tkachuk	1996-97	52
4. Keith Tkachuk	1995-96	50
5. Dale Hawerchuk	1986-87	47
6. Dale Hawerchuk	1985-86	46
7. Dale Hawerchuk	1981-82	45
8. Dale Hawerchuk	1987-88	44
9. Morris Lukowich	1981-82	43
10. Paul MacLean	1984-85	41
Dale Hawerchuk	1988-89	41
Keith Tkachuk	1993-94	41

## ASSISTS

PLAYER	SEASON	NO.
1. Phil Housley	1992-93	79
2. Dale Hawerchuk	1984-85	77
Dale Hawerchuk	1987-88	77
4. Dale Hawerchuk	1983-84	65
5. Phil Housley	1991-92	63
6. Dave Babych	1982-83	61
Thomas Steen	1988-89	61
8. Paul MacLean	1984-85	60
9. Dale Hawerchuk	1985-86	59
10. Dale Hawerchuk	1981-82	58

## POINTS

PLAYER	SEASON	NO.
1. Teemu Selanne	1992-93	132
2. Dale Hawerchuk	1984-85	130
3. Dale Hawerchuk	1987-88	121
4. Dale Hawerchuk	1985-86	105
5. Dale Hawerchuk	1981-82	103
6. Dale Hawerchuk	1983-84	102
7. Paul MacLean	1984-85	101
8. Dale Hawerchuk	1986-87	100
9. Keith Tkachuk	1995-96	98
10. Phil Housley	1992-93	97

## POWER-PLAY GOALS

PLAYER	SEASON	NO.
1. Teemu Selanne	1992-93	24
2. Keith Tkachuk	1993-94	22
Paul MacLean	1987-88	22
4. Dale Hawerchuk	1987-88	20
Andrew McBain	1987-88	20
Andrew McBain	1988-89	20
Keith Tkachuk	1995-96	20
8. Dale Hawerchuk	1985-86	18
9. Dale Hawerchuk	1984-85	17
<b>Shane Doan</b>	<b>2005-06</b>	<b>17</b>

## SHORTHANDED GOALS

PLAYER	SEASON	NO.
1. Dave McLlwain	1989-90	7
2. Nelson Emerson	1993-94	5
Bob Corkum	1997-98	5
4. Trevor Letowski	1999-00	4
Brian Mullen	1983-84	4
Doug Smail	1983-84	4
Dallas Drake	1995-96	4
8. Several players tied with 3		

## GAME-WINNING GOALS

PLAYER	SEASON	NO.
1. Jeremy Roenick	1999-00	12
<b>Radim Vrbata</b>	<b>2011-12</b>	<b>12</b>
3. Keith Tkachuk	1997-98	8
<b>Oliver Ekman-Larsson</b>	<b>2015-16</b>	<b>8</b>
4. Lucien Deblois	1982-83	7
Ed Olczyk	1991-92	7
Teemu Selanne	1992-93	7
Keith Tkachuk	1996-97	7
Jeremy Roenick	1996-97	7
Mike Gartner	1996-97	7
Keith Tkachuk	1998-99	7
Jeremy Roenick	2000-01	7
<b>Shane Doan</b>	<b>2005-06</b>	<b>7</b>
<b>Shane Doan</b>	<b>2006-07</b>	<b>7</b>
<b>Oliver Ekman-Larsson</b>	<b>2014-15</b>	<b>7</b>

## PENALTY MINUTES

PLAYER	SEASON	NO.
1. Tie Domi	1993-94	347
2. Daniel Carcillo	2007-08	324
3. Jimmy Mann	1979-80	287
4. Shawn Cronin	1991-92	271
5. Gord Donnelly	1990-91	265
6. Mike Hartman	1991-92	264
7. Keith Tkachuk	1993-94	255
8. Tie Domi	1992-93	249
9. Shawn Cronin	1989-90	243
10. Laurie Boschman	1985-86	241

## WINS

PLAYER	SEASON	NO.
1. Ilya Bryzgalov	2009-10	42
<b>2. Mike Smith</b>	<b>2011-12</b>	<b>38</b>
3. Ilya Bryzgalov	2010-11	36
4. Sean Burke	2001-02	33
Brian Hayward	1984-85	33
Bob Essensa	1992-93	33
7. Curtis Joseph	2005-06	32
Nikolai Khabibulin	1998-99	32
9. Nikolai Khabibulin	1996-97	30
Nikolai Khabibulin	1997-98	30

## SHUTOUTS

PLAYER	SEASON	NO.
1. Nikolai Khabibulin	1998-99	8
Ilya Bryzgalov	2009-10	8
<b>Mike Smith</b>	<b>2011-12</b>	<b>8</b>
4. Nikolai Khabibulin	1996-97	7
Ilya Bryzgalov	2010-11	7
6. Bob Essensa	1991-92	5
Sean Burke	2001-02	5
Brian Boucher	2003-04	5
<b>Mike Smith</b>	<b>2012-13</b>	<b>5</b>
10. Bob Essensa	1990-91	4
Nikolai Khabibulin	1997-98	4
Sean Burke	2000-01	4
Curtis Joseph	2005-06	4
Curtis Joseph	2006-07	4

## GOALS AGAINST AVERAGE

(min. 25 games played)

PLAYER	SEASON	AVG.
1. Nikolai Khabibulin	1998-99	2.13
<b>2. Mike Smith</b>	<b>2011-12</b>	<b>2.21</b>
3. Sean Burke	2000-01	2.27
4. Sean Burke	2001-02	2.29
Ilya Bryzgalov	2009-10	2.29
Thomas Greiss	2013-14	2.29
7. Ilya Bryzgalov	2007-08	2.43
8. Ilya Bryzgalov	2010-11	2.48
9. Sean Burke	1999-00	2.55
<b>10. Mike Smith</b>	<b>2012-13</b>	<b>2.58</b>
<b>11. Mike Smith</b>	<b>2015-16</b>	<b>2.63</b>

## SAVE PERCENTAGE

(min. 25 games played)

PLAYER	SEASON	SV%
<b>1. Mike Smith</b>	<b>2011-12</b>	<b>.930</b>
2. Nikolai Khabibulin	1998-99	.923
3. Sean Burke	2000-01	.922
4. Ilya Bryzgalov	2007-08	.921
Ilya Bryzgalov	2010-11	.921
6. Sean Burke	2001-02	.920
Ilya Bryzgalov	2009-10	.920
Thomas Greiss	2013-14	.920
<b>9. Mike Smith</b>	<b>2015-16</b>	<b>.916</b>
<b>10. Mike Smith</b>	<b>2013-14</b>	<b>.915</b>
11. Sean Burke	1999-00	.914
<b>12. Louis Domingue</b>	<b>2015-16</b>	<b>.912</b>





## GOALS

## SEASON NO. PLAYER

1979-80	35	Morris Lukowich
1980-81	33	Morris Lukowich
1981-82	45	Dale Hawerchuk
1982-83	40	Dale Hawerchuk
1983-84	37	Dale Hawerchuk
1984-85	53	Dale Hawerchuk
1985-86	46	Dale Hawerchuk
1986-87	47	Dale Hawerchuk
1987-88	44	Dale Hawerchuk
1988-89	41	Dale Hawerchuk
1989-90	32	Pat Elynuik, Paul Fenton
1990-91	31	Pat Elynuik
1991-92	32	Eddie Olczyk
1992-93	76	Teemu Selanne
1993-94	41	Keith Tkachuk
1994-95	30	Alexei Zhamnov
1995-96	50	Keith Tkachuk
1996-97	52	Keith Tkachuk
1997-98	40	Keith Tkachuk
1998-99	36	Keith Tkachuk
1999-00	34	Jeremy Roenick
2000-01	30	Jeremy Roenick
2001-02	32	Daniel Briere
2002-03	23	Mike Johnson
2003-04	27	Shane Doan
2005-06	30	Mike Comrie, Shane Doan
2006-07	27	Shane Doan
2007-08	28	Shane Doan
2008-09	31	Shane Doan
2009-10	28	Lee Stempniak
2010-11	20	Shane Doan
2011-12	35	Radim Vrbata
2012-13	13	Shane Doan, Antoine Vermette
2013-14	24	Antoine Vermette
2014-15	23	Oliver Ekman-Larsson
2015-16	28	Shane Doan

## ASSISTS

## SEASON NO. PLAYER

1979-80	39	Morris Lukowich
1980-81	43	Dave Christian
1981-82	58	Dale Hawerchuk
1982-83	61	Dave Babych
1983-84	65	Dale Hawerchuk
1984-85	77	Dale Hawerchuk
1985-86	59	Dale Hawerchuk
1986-87	53	Dale Hawerchuk
1987-88	77	Dale Hawerchuk
1988-89	61	Thomas Steen
1989-90	55	Dale Hawerchuk
1990-91	53	Phil Housley
1991-92	63	Phil Housley
1992-93	79	Phil Housley
1993-94	45	Alexei Zhamnov
1994-95	35	Alexei Zhamnov
1995-96	48	Teemu Selanne, Keith Tkachuk
1996-97	45	Oleg Tverdovsky
1997-98	44	Cliff Ronning
1998-99	48	Jeremy Roenick
1999-00	44	Jeremy Roenick
2000-01	46	Jeremy Roenick
2001-02	35	Daymond Langkow, Teppo Numminen
2002-03	40	Mike Johnson
2003-04	41	Shane Doan
2005-06	41	Ladislav Nagy
2006-07	28	Shane Doan
2007-08	50	Shane Doan
2008-09	42	Shane Doan
2009-10	42	Wojtek Wolski
2010-11	48	Keith Yandle
2011-12	53	Ray Whitney
2012-13	21	Oliver Ekman-Larsson
2013-14	45	Keith Yandle
2014-15	37	Keith Yandle
2015-16	34	Oliver Ekman-Larsson, Max Domi

## POINTS

## SEASON NO. PLAYER

1979-80	74	Morris Lukowich
1980-81	71	Dave Christian
1981-82	103	Dale Hawerchuk
1982-83	91	Dale Hawerchuk
1983-84	102	Dale Hawerchuk
1984-85	130	Dale Hawerchuk
1985-86	105	Dale Hawerchuk
1986-87	100	Dale Hawerchuk
1987-88	121	Dale Hawerchuk
1988-89	96	Dale Hawerchuk
1989-90	81	Dale Hawerchuk
1990-91	76	Phil Housley
1991-92	86	Phil Housley
1992-93	132	Teemu Selanne
1993-94	81	Keith Tkachuk
1994-95	65	Alexei Zhamnov
1995-96	98	Keith Tkachuk
1996-97	86	Keith Tkachuk
1997-98	66	Keith Tkachuk
1998-99	72	Jeremy Roenick
1999-00	78	Jeremy Roenick
2000-01	76	Jeremy Roenick
2001-02	62	Daymond Langkow
2002-03	63	Mike Johnson
2003-04	68	Shane Doan
2005-06	66	Shane Doan
2006-07	55	Shane Doan
2007-08	78	Shane Doan
2008-09	73	Shane Doan
2009-10	65	Wojtek Wolski
2010-11	60	Shane Doan
2011-12	77	Ray Whitney
2012-13	30	Keith Yandle
2013-14	53	Keith Yandle
2014-15	43	Oliver Ekman-Larsson
2015-16	55	Oliver Ekman-Larsson

## POWER-PLAY GOALS

## SEASON NO. PLAYER

1979-80	13	Morris Lukowich
1980-81	9	Dave Christian, Morris Lukowich
1981-82	13	Morris Lukowich
1982-83	15	Paul MacLean
1983-84	13	Paul MacLean
1984-85	17	Dale Hawerchuk
1985-86	18	Dale Hawerchuk
1986-87	10	Dale Hawerchuk, Paul MacLean
1987-88	22	Paul MacLean
1988-89	20	Andrew McBain
1989-90	14	Pat Elynuik
1990-91	16	Pat Elynuik
1991-92	13	Fredrik Olausson
1992-93	24	Teemu Selanne
1993-94	22	Keith Tkachuk
1994-95	9	Alexei Zhamnov
1995-96	20	Keith Tkachuk
1996-97	13	Mike Gartner
1997-98	11	Keith Tkachuk
1998-99	11	Keith Tkachuk
1999-00	6	Jeremy Roenick, Travis Green
2000-01	13	Jeremy Roenick
2001-02	12	Daniel Briere
2002-03	8	Mike Johnson, Ladislav Nagy
2003-04	11	Ladislav Nagy
2005-06	17	Shane Doan
2006-07	11	Shane Doan
2007-08	9	Shane Doan
2008-09	10	Shane Doan
2009-10	9	Lee Stempniak
2010-11	11	Shane Doan
2011-12	9	Radim Vrbata
2012-13	5	Keith Yandle
2013-14	10	Radim Vrbata, Shane Doan
2014-15	10	Oliver Ekman-Larsson
2015-16	12	Shane Doan, Oliver Ekman-Larsson

**SHORTHANDED GOALS****SEASON NO. PLAYER**

1979-80	2	Jude Drouin
1980-81	3	Doug Smail
1981-82	1	Four players tied
1982-83	3	Lucien Deblois, Doug Smail
1983-84	4	Brian Mullen, Doug Smail
1984-85	3	Dale Hawerchuk, Doug Smail
1985-86	3	Doug Smail, Thomas Steen
1986-87	3	Thomas Steen
1987-88	3	Dale Hawerchuk, Doug Smail
1988-89	3	Dale Hawerchuk
1989-90	7	Dave McLlwain
1990-91	2	Dave McLlwain, Phil Sykes
1991-92	2	Troy Murray, Danton Cole
1992-93	1	Alexei Zhamnov, Teppo Numminen, Luciano Borsato
1993-94	5	Nelson Emerson
1994-95	2	Keith Tkachuk, Teemu Selanne
1995-96	4	Dallas Drake
1996-97	3	Jeremy Roenick
1997-98	5	Bob Corkum
1998-99	2	Keith Tkachuk, Mike Stapleton, Keith Carney
1999-00	4	Trevor Letowski
2000-01	3	Mike Sullivan
2001-02	3	Daymond Langkow
2002-03	2	Daymond Langkow
2003-04	3	Daniel Cleary
2005-06	3	Keith Ballard
2006-07	3	Owen Nolan
2007-08	3	<b>Radim Vrbata</b>
2008-09	2	<b>Martin Hanzal</b>
2009-10	3	Vernon Fiddler
2010-11	2	Lauri Korpikoski
2011-12	3	Lauri Korpikoski
2012-13	1	<b>Radim Vrbata</b> , David Moss
2013-14	3	Antoine Vermette
2014-15	3	<b>Tobias Rieder</b>
2015-16	1	<b>Four players tied</b>

**GAME-WINNING GOALS****SEASON NO. PLAYER**

1979-80	4	Willy Lindstrom
1980-81	2	Morris Lukowich
1981-82	6	Morris Lukowich
1982-83	7	Lucien Deblois
1983-84	5	Paul MacLean
1984-85	6	Paul MacLean
1985-86	4	Ray Neufeld, Doug Smail
1986-87	6	Paul MacLean
1987-88	5	Andrew McBain, Doug Smail
1988-89	6	Pat Elynuik
1989-90	6	Doug Smail, Greg Paslawski
1990-91	4	Pat Elynuik
1991-92	7	Ed Olczyk
1992-93	7	Teemu Selanne
1993-94	6	Nelson Emerson
1994-95	4	Alexei Zhamnov
1995-96	6	Keith Tkachuk
1996-97	7	Keith Tkachuk, Jeremy Roenick, Mike Gartner
1997-98	8	Keith Tkachuk
1998-99	7	Keith Tkachuk
1999-00	12	Jeremy Roenick
2000-01	7	Jeremy Roenick
2001-02	6	Teppo Numminen
2002-03	6	Ladislav Nagy
2003-04	6	Ladislav Nagy
2005-06	7	<b>Shane Doan</b>
2006-07	7	<b>Shane Doan</b>
2007-08	5	<b>Shane Doan</b> , Niko Kapanen, <b>Radim Vrbata</b>
2008-09	4	<b>Shane Doan</b> , Peter Mueller
2009-10	5	Wojtek Wolski
2010-11	6	<b>Shane Doan</b> , Taylor Pyatt
2011-12	12	<b>Radim Vrbata</b>
2012-13	3	Antoine Vermette, Keith Yandle
2013-14	6	<b>Oliver Ekman-Larsson</b>
2014-15	7	<b>Oliver Ekman-Larsson</b>
2015-16	8	<b>Oliver Ekman-Larsson</b>

**PENALTY MINUTES****SEASON NO. PLAYER**

1979-80	287	Jimmy Mann
1980-81	105	Jimmy Mann
1981-82	110	Bryan Maxwell
1982-83	131	Bryan Maxwell
1983-84	234	Laurie Boschman
1984-85	180	Laurie Boschman
1985-86	241	Laurie Boschman
1986-87	162	Jim Kyte
1987-88	229	Laurie Boschman
1988-89	228	Gord Donnelly
1989-90	243	Shawn Cronin
1990-91	265	Gord Donnelly
1991-92	271	Shawn Cronin
1992-93	249	Tie Domi
1993-94	347	Tie Domi
1994-95	152	Keith Tkachuk
1995-96	205	Dave Manson
1996-97	228	Keith Tkachuk
1997-98	157	Rick Tocchet
1998-99	190	Jim Cummins
1999-00	102	Jeremy Roenick
2000-01	114	Jeremy Roenick
2001-02	152	Todd Simpson
2002-03	135	Andrei Nazarov, Todd Simpson
2003-04	125	Andrei Nazarov
2005-06	123	<b>Shane Doan</b>
2006-07	188	Josh Gratton
2007-08	324	Daniel Carcillo
2008-09	108	Brandon Prust
2009-10	117	Paul Bissonnette
2010-11	71	Paul Bissonnette
2011-12	83	Raffi Torres
2012-13	54	Keith Yandle
2013-14	73	<b>Martin Hanzal</b>
2014-15	82	Kyle Chipchura
2015-16	98	<b>Shane Doan</b>



## GAMES PLAYED

1. Shane Doan	1,466
2. Teppo Numminen	1,098
3. Thomas Steen	950
4. Dale Hawerchuk	713
5. Doug Smail	691
6. Keith Tkachuk	640
7. Zbynek Michalek	609
8. Randy Carlyle	564
9. Keith Yandle	558
10. Martin Hanzal	557

## GOALS

1. Shane Doan	396
2. Dale Hawerchuk	379
3. Keith Tkachuk	323
4. Thomas Steen	264
5. Paul MacLean	248
6. Doug Smail	189
7. Morris Lukowich	168
8. Jeremy Roenick	152
Laurie Boschman	152
10. Teemu Selanne	147

## ASSISTS

1. Thomas Steen	553
2. Dale Hawerchuk	550
3. Shane Doan	549
4. Teppo Numminen	426
5. Keith Tkachuk	300
6. Paul MacLean	270
7. Fredrik Olausson	249
8. Dave Babych	248
9. Keith Yandle	246
10. Jeremy Roenick	227
Laurie Boschman	227

## POINTS

1. Shane Doan	945
2. Dale Hawerchuk	929
3. Thomas Steen	817
4. Keith Tkachuk	623
5. Teppo Numminen	534
6. Paul MacLean	518
7. Doug Smail	397
8. Jeremy Roenick	379
Laurie Boschman	379
10. Morris Lukowich	345

## PENALTY MINUTES

1. Keith Tkachuk	1508
2. Laurie Boschman	1338
3. Shane Doan	1305
4. Jim Kyte	772
5. Kris King	762
6. Tim Watters	760
7. Thomas Steen	753
8. Randy Carlyle	736
9. Gord Donnelly	726
Paul MacLean	726

## POWER-PLAY GOALS

1. Shane Doan	125
2. Dale Hawerchuk	122
3. Keith Tkachuk	114
4. Paul MacLean	87
5. Thomas Steen	74
6. Teemu Selanne	49
7. Morris Lukowich	46
8. Radim Vrbata	45
Ed Olczyk	45
10. Pat Elynuik	44

## SHORTHANDED GOALS

1. Doug Smail	25
2. Thomas Steen	13
3. Dale Hawerchuk	12
Keith Tkachuk	12
5. Dave McLlwain	9
6. Dallas Drake	8
7. Jeremy Roenick	7
Laurie Boschman	7
9. Shane Doan	6
Bob Corkum	6
Ron Wilson	6
Mike Sullivan	6
Nelson Emerson	6
Daymond Langkow	6

## GAME-WINNING GOALS

1. Shane Doan	69
2. Keith Tkachuk	40
3. Jeremy Roenick	33
4. Doug Smail	31
5. Dale Hawerchuk	29
6. Thomas Steen	28
7. Radim Vrbata	26
8. Oliver Ekman-Larsson	24
Paul MacLean	24
10. Martin Hanzal	21
Ladislav Nagy	21

## HAT TRICKS

1. Dale Hawerchuk	12
2. Keith Tkachuk	9
3. Teemu Selanne	8
4. Paul MacLean	7
5. Alexei Zhamnov	5
6. Jeremy Roenick	4
Thomas Steen	4
8. Ray Neufeld	3
Radim Vrbata	3



## GOALS

1. Teppo Numminen
2. Dave Ellett
3. Fredrik Olausson
4. Randy Carlyle
<b>5. Oliver Ekman-Larsson</b>
6. Dave Babych
7. Keith Yandle
8. Phil Housley
9. Ed Jovanovski
10. Paul Mara
Derek Morris

## ASSISTS

108	1. Teppo Numminen
95	2. Fredrik Olausson
86	3. Dave Babych
80	4. Keith Yandle
<b>76</b>	5. Randy Carlyle
73	6. Dave Ellett
65	7. Phil Housley
64	<b>8. Oliver Ekman-Larsson</b>
47	9. Moe Mantha
38	10. Ed Jovanovski
38	

## POINTS

426	1. Teppo Numminen	534
249	2. Fredrik Olausson	335
248	3. Dave Babych	321
246	4. Keith Yandle	311
226	5. Randy Carlyle	306
204	6. Dave Ellett	299
195	7. Phil Housley	259
<b>133</b>	<b>8. Oliver Ekman-Larsson</b>	<b>209</b>
125	9. Ed Jovanovski	164
117	10. Moe Mantha	156

## ALL-TIME CAREER GOALTENDING LEADERS

## GAMES PLAYED

311	1. Bob Essensa
284	2. Nikolai Khabibulin
257	3. Ilya Bryzgalov
<b>257</b>	<b>Mike Smith</b>
211	5. Sean Burke

## MINUTES PLAYED

17,244	1. Bob Essensa
16,026	2. Nikolai Khabibulin
15,071	3. Ilya Bryzgalov
<b>14,778</b>	<b>4. Mike Smith</b>
12,348	5. Sean Burke

## WINS

130	1. Ilya Bryzgalov
129	2. Bob Essensa
126	3. Nikolai Khabibulin
<b>109</b>	<b>4. Mike Smith</b>
97	5. Sean Burke

## SHUTOUTS

21	1. Ilya Bryzgalov
21	Nikolai Khabibulin
<b>19</b>	<b>3. Mike Smith</b>
15	4. Bob Essensa
15	Sean Burke
8	6. Curtis Joseph

## GOALS AGAINST AVERAGE

(min. 25 games)	
2.29	1. Thomas Greiss
2.39	2. Sean Burke
2.45	3. Jimmy Waite
2.54	4. Ilya Bryzgalov
2.64	5. Jason LaBarbera
<b>2.64</b>	<b>Mike Smith</b>
<b>2.74</b>	<b>6. Louis Domingue</b>

## SAVE PERCENTAGE

(min. 25 games)	
.920%	1. Thomas Greiss
.919%	2. Sean Burke
.918%	3. Jason LaBarbera
.917%	4. Ilya Bryzgalov
<b>.916%</b>	<b>5. Mike Smith</b>
<b>.912%</b>	<b>6. Louis Domingue</b>



#	PLAYER	GP	G	A	PTS	PIM
1	Shane Doan	1,466	396	549	945	1,305
2	Dale Hawerchuk	713	379	550	929	478
3	Thomas Steen	950	264	553	817	753
4	Keith Tkachuk	640	323	300	623	1508
5	Teppo Numminen	1098	108	426	534	405
6	Paul MacLean	528	248	270	518	726
7	Doug Smail	691	189	208	397	466
8	Jeremy Roenick	454	152	227	379	596
9	Laurie Boschman	526	152	227	379	1338
10	Morris Lukowich	431	168	177	345	438
11	Fredrik Olausson	496	86	249	335	196
12	David Babych	390	73	248	321	392
13	Keith Yandle	558	65	246	311	372
14	Teemu Selanne	231	147	159	306	87
15	Randy Carlyle	564	80	226	306	736
16	Dave Ellett	475	95	204	299	504
17	Brian Mullen	372	124	172	296	132
18	Radim Vrbata	428	137	151	288	118
19	Martin Hanzal	557	101	186	287	494
20	Alexei Zhamnov	235	103	164	267	205
21	Phil Housley	232	64	195	259	168
22	Ladislav Nagy	321	92	157	249	312
23	Pat Elynuik	289	115	129	244	462
24	Andrew McBain	408	101	129	230	421
25	Darrin Shannon	451	77	149	226	328
26	Dallas Drake	382	82	143	225	328
27	Mikkel Boedker	445	80	133	213	86
28	Dave Christian	230	79	130	209	73
29	Oliver Ekman-Larsson	415	76	133	209	268
30	Ron Wilson	536	75	134	209	236
31	Eddie Olczyk	214	95	106	201	235
32	Daymond Langkow	316	79	117	196	146
33	Scott Arniel	406	80	112	192	336
34	Willy Lindstrom	288	98	91	189	106
35	Lucien Deblois	235	87	102	189	208
36	Ed Jovanovski	332	47	117	164	336
37	Brent Ashton	222	66	95	161	135
38	Mike Johnson	242	47	112	159	139
39	Moe Mantha	318	31	125	156	203
40	Derek Morris	544	38	114	152	462
41	Antoine Vermette	291	70	79	149	223
42	Daniel Briere	258	70	76	146	146
43	Lauri Korpikoski	401	62	83	145	98
44	Steven Reinprecht	231	51	92	143	82
45	Bengt Lundholm	275	48	95	143	72
46	Paul Mara	323	38	104	142	268
47	Zbynek Michalek	609	32	108	140	258
48	Ray Whitney	157	41	93	134	52
49	Mario Marois	255	17	116	133	178
50	Rick Tocchet	213	64	66	130	371
51	Ray Neufeld	249	61	66	127	388
52	Craig Janney	158	32	94	126	38
53	Tim Watters	438	21	101	122	760
54	Norm Dupont	181	47	67	114	38
55	Cliff Ronning	156	32	81	113	64
56	Nelson Emerson	131	47	64	111	106
57	Peter Mueller	207	39	68	107	64
58	Oleg Tverdovsky	241	24	83	107	80
59	Perry Turnbull	172	43	57	100	357
60	Mike Comrie	132	45	50	95	91
61	Jyrki Lumme	192	19	74	93	122
62	Igor Korolev	159	33	58	91	80
63	Mike Gartner	142	44	46	90	62
64	Luciano Borsato	203	35	55	90	113
65	Greg Adams	144	38	51	89	40
66	Iain Duncan	127	34	55	89	149
67	Michael Stone	279	23	64	87	178
68	Juha Ylonen	261	22	65	87	80

#	PLAYER	GP	G	A	PTS	PIM
69	Keith Ballard	233	19	68	87	243
70	Deron Quint	271	27	56	83	104
71	Peter Sullivan	126	28	54	82	40
72	Paul Fenton	156	50	31	81	91
73	Claude Lemieux	164	32	49	81	158
74	Dave McLlwain	143	40	38	78	108
75	Matthew Lombardi	118	28	49	77	54
76	Kyle Chipchura	319	21	55	76	257
77	Travis Green	147	38	36	74	108
78	Paul MacDermid	172	32	42	74	379
79	Fredrik Sjostrom	261	32	41	73	126
80	Taylor Pyatt	223	39	34	73	89
81	Trevor Letowski	206	30	43	73	58
82	Dave Manson	205	14	59	73	559
83	Scottie Upshall	129	42	30	72	118
84	Landon Wilson	183	32	36	68	180
85	Kris King	341	28	40	68	762
86	Gilles Hamel	142	35	32	67	59
87	Mike Stapleton	253	28	39	67	143
88	Greg Paslawski	114	27	40	67	24
89	Mike Eagles	293	21	46	67	464
90	Doug Evans	127	24	42	66	209
91	Robert Picard	160	20	43	63	158
92	Radoslav Suchy	372	12	51	63	74
93	Keith Carney	266	9	54	63	253
94	Bob Corkum	233	30	30	60	85
95	Adrian Aucoin	221	13	46	59	150
96	Oleg Saprykin	126	25	34	59	104
97	Tobias Rieder	154	27	31	58	24
98	Evgeny Davydov	91	32	24	56	74
99	Branko Radivojevic	150	25	31	56	103
100	Danny Markov	136	10	46	56	103
101	Lee Stempniak	100	33	23	56	27
102	Don Spring	259	1	54	55	80
103	Brad May	154	24	30	54	234
104	Troy Murray	103	20	34	54	103
105	David Moss	184	17	37	54	63
106	Brian Savage	134	24	29	53	66
107	Michal Handzus	89	19	34	53	55
108	Max Domi	81	18	34	52	72
109	Daniel Winnik	202	18	34	52	100
110	Vernon Fiddler	147	14	38	52	92
111	Peter Marsh	81	24	27	51	68
112	Norm Maciver	112	11	40	51	88
113	David Schlemko	207	9	41	50	76
114	Stephane Quintal	124	14	35	49	197
115	Stu Barnes	102	25	23	48	44
116	Igor Ulanov	176	5	43	48	385
117	Mike Ribeiro	80	16	31	47	52
118	Peter Taglianetti	207	10	37	47	604
119	Geoff Sanderson	75	25	21	46	58
120	Tim Trimper	140	23	23	46	138
121	Danny Geoffrion	79	20	26	46	82
122	Mika Alatalo	152	17	29	46	58
123	Kyle Turris	137	19	27	46	43
124	Craig Norwich	70	10	35	45	36
125	Ossi Vaananen	291	10	35	45	333
126	Anthony Duclair	81	20	24	44	49
127	Phil Sykes	170	25	18	43	157
128	Olli Jokinen	57	21	21	42	49
129	Daniel Carcillo	129	20	21	41	572
130	Mike Eastwood	126	18	23	41	28
131	Sam Gagner	81	15	26	41	28
132	Boyd Gordon	188	14	27	41	28
133	Danton Cole	98	21	19	40	92
134	Owen Nolan	76	16	24	40	56
135	Tie Domi	173	15	25	40	724
136	Eric Belanger	82	13	27	40	36





#	PLAYER	GP	G	A	PTS	PIM
137	Raffi Torres	107	20	18	38	96
138	Jim Nill	141	17	21	38	209
139	Niko Kapanen	98	12	25	37	42
140	Hannu Jarvenpaa	114	11	26	37	83
141	Martin Erat	96	11	26	37	54
142	Tony Amonte	59	13	23	36	26
143	Jim Kyte	399	11	25	36	772
144	Mark Kumpel	141	19	16	35	50
145	Randy Gilhen	185	18	17	35	151
146	Krystofer Kolanos	109	17	18	35	74
147	Rob Klinkhammer	113	19	15	34	33
148	Tim Young	44	15	19	34	25
149	Lars-Erik Sjoberg	79	7	27	34	48
150	Wojtek Wolski	54	12	22	34	16
151	Yanic Perreault	49	19	14	33	30
152	Mike Sullivan	256	13	20	33	66
153	Joe Juneau	69	10	23	33	28
154	Bryan Maxwell	102	8	25	33	268
155	Petr Prucha	109	15	18	33	33
156	Kris Manery	63	19	13	32	30
157	Darren Turcotte	59	16	16	32	26
158	Mark Osborne	80	12	20	32	124
159	<b>Connor Murphy</b>	<b>181</b>	<b>11</b>	<b>21</b>	<b>32</b>	<b>100</b>
160	Wade Campbell	185	9	23	32	245
161	Dave Scatchard	93	14	17	31	156
162	<b>Brad Richardson</b>	<b>82</b>	<b>11</b>	<b>20</b>	<b>31</b>	<b>46</b>
163	Jan Hrdina	59	11	19	30	38
164	Chris Gratton	82	11	19	30	114
165	Sergei Bautin	130	5	25	30	174
166	Larry Hopkins	60	13	16	29	26
167	Gord Donnelly	173	12	17	29	726
168	Robert Lang	64	9	20	29	28
169	Boris Mironov	65	7	22	29	96
170	Bryan Erickson	73	6	23	29	20
171	Brad Berry	163	4	25	29	196
172	Enver Lisin	78	18	10	28	46
173	Jeff Taffe	98	15	13	28	26
174	Paul Ysebaert	60	9	18	27	18
175	Darryl Shannon	108	7	20	27	138
176	Serge Savard	123	6	21	27	55
177	Mike Zigomanis	108	16	10	26	52
178	Joel Perrault	78	12	14	26	68
179	Rostislav Klesla	144	7	19	26	112
180	<b>Jordan Martinook</b>	<b>89</b>	<b>9</b>	<b>16</b>	<b>25</b>	<b>18</b>
181	Brad Isbister	98	13	12	25	148
182	Rick Bowness	45	8	17	25	45
183	Barry Long	70	6	19	25	46
184	Scott Campbell	77	4	21	25	191
185	Todd Simpson	146	4	21	25	299
186	Russ Romaniuk	85	10	14	24	46
187	Jude Drouin	85	8	16	24	54
188	Dean Kennedy	172	5	19	24	269
189	Gerald Diduck	133	9	14	23	213
190	Doug Lecuyer	45	6	17	23	66
191	Nick Boynton	138	5	18	23	263
192	Viktor Tikhonov	100	11	11	22	34
193	Craig Levie	62	8	14	22	80
194	Boyd Devereaux	78	8	14	22	44
195	Georges Laraque	56	5	17	22	52
196	Sami Lepisto	117	5	17	22	97
197	Jim McKenzie	202	12	9	21	548
198	John Markell	52	11	10	21	36
199	Mike Leclerc	35	9	12	21	29
200	Jimmy Mann	202	9	12	21	598
201	Paul Bissonnette	187	7	14	21	318
202	Mike Lalor	128	6	15	21	140
203	Joakim Lindstrom	44	9	11	20	28
204	Mathias Tjarnqvist	104	9	11	20	36

#	PLAYER	GP	G	A	PTS	PIM
205	John Druce	50	6	14	20	37
206	Cale Hulse	82	3	17	20	123
207	Michal Rozsival	87	4	15	19	54
208	Lyle Moffat	74	10	9	19	38
209	Brad Jones	47	9	10	19	6
210	Travis Roche	50	6	13	19	22
211	Ramzi Abid	30	10	8	18	30
212	Steve Rooney	86	9	9	18	274
213	Jamie Lundmark	38	5	13	18	36
214	Mike Ricci	85	10	7	17	73
215	Bill Thomas	40	9	8	17	10
216	Jayson More	64	6	11	17	90
217	Daniel Cleary	68	6	11	17	42
218	Al Cameron	92	4	13	17	93
219	John Slaney	55	3	14	17	24
220	Mark Arcobello	27	9	7	16	6
221	Sergei Berezin	41	7	9	16	4
222	Anders Steen	42	5	11	16	22
223	David Tanabe	66	5	11	16	30
224	Murray Eaves	49	4	12	16	7
225	Jeff Finley	130	4	12	16	121
226	John Leblanc	38	12	3	15	10
227	Andrei Nazarov	122	10	5	15	311
228	Lorne Stamler	62	8	7	15	12
229	Stan Neckar	130	4	11	15	109
230	Mike Sillinger	60	8	6	14	54
231	Mike York	63	6	8	14	4
232	Gilbert Brule	36	5	9	14	13
233	Tyson Nash	119	3	11	14	194
234	J.J. Daigneault	88	1	13	14	54
235	Shawn Cronin	193	1	13	14	703
236	Robert Reichel	13	7	6	13	4
237	Chad Kilger	63	6	7	13	29
238	Todd Fedoruk	72	6	7	13	72
239	Jim Johnson	71	5	8	13	92
240	Alex Tanguay	18	4	9	13	8
241	Benoit Hogue	27	3	10	13	10
242	Dennis Seidenberg	66	2	11	13	30
243	Barry Melrose	92	5	7	12	164
244	Jeff Halpern	69	5	7	12	24
245	Steve Sullivan	33	5	7	12	20
246	Jim Vandermeer	62	4	8	12	60
247	Kelly Buchberger	79	3	9	12	109
248	Ross Cory	51	2	10	12	41
249	Bob Essensa	311	0	12	12	18
250	Randy Cunneynworth	28	5	6	11	34
251	Oleg Kvasha	15	4	7	11	6
252	Craig Weller	59	3	8	11	80
253	Petr Nedved	25	2	9	11	34
254	Wayne McBean	31	2	9	11	24
255	Denis Gauthier	45	2	9	11	61
256	<b>Klas Dahlbeck</b>	<b>90</b>	<b>2</b>	<b>9</b>	<b>11</b>	<b>34</b>
257	Ken Klee	68	1	10	11	24
258	Matt Jones	106	1	10	11	63
259	Bill Derlago	27	5	5	10	6
260	Rick Dudley	30	5	5	10	28
261	Kevin Porter	38	5	5	10	4
262	Bobby Hull	18	4	6	10	0
263	Patrick Fischer	27	4	6	10	24
264	Wyatt Smith	54	3	7	10	13
265	Neil Wilkinson	61	2	8	10	108
266	Aaron Broten	25	4	5	9	14
267	<b>Kevin Connauton</b>	<b>38</b>	<b>4</b>	<b>5</b>	<b>9</b>	<b>39</b>
268	Brandon McMillan	72	3	6	9	20
269	Joe Vitale	71	3	6	9	41
270	Jerry Butler	42	3	6	9	14
271	David Hale	48	3	6	9	36
272	Chris Summers	64	2	7	9	47



#	PLAYER	GP	G	A	PTS	PIM
273	Barry Legge	76	1	8	9	126
274	Jordy Douglas	24	4	4	8	8
275	Brent Hughes	39	4	4	8	115
276	Mike Hartman	75	4	4	8	264
277	Drake Berehowsky	39	2	6	8	69
278	Tim Kennedy	37	2	6	8	4
279	Lyle Odelein	16	1	7	8	19
280	Kevyn Adams	33	1	7	8	8
281	Sean O'Donnell	57	1	7	8	121
282	Jim Cummins	75	1	7	8	237
283	<b>Mike Smith</b>	<b>257</b>	<b>1</b>	<b>7</b>	<b>8</b>	<b>42</b>
284	Brian Hayward	165	0	8	8	37
285	Jocelyn Lemieux	32	4	3	7	27
286	Louie DeBrusk	115	4	3	7	191
287	Paul Ranheim	40	3	4	7	10
288	Nicklas Grossmann	58	3	4	7	24
289	Rob Murray	49	2	5	7	34
290	Todd Gill	41	1	6	7	30
291	Kurt Sauer	69	1	6	7	36
292	Michel Petit	32	4	2	6	77
293	Nick Johnson	17	4	2	6	0
294	B.J. Crombeen	58	3	3	6	79
295	Steve Downie	26	3	3	6	53
296	Stefan Elliott	19	2	4	6	4
297	Mikael Renberg	10	2	4	6	2
298	Dave Silk	32	2	4	6	63
299	Bryan Marchment	37	2	4	6	121
300	Mark Plantery	25	1	5	6	14
301	Don Barber	27	1	5	6	18
302	Hilliard Graves	35	1	5	6	15
303	Brad McCrimmon	37	1	5	6	18
304	Murray Baron	53	1	5	6	110
305	Ed Staniowski	62	0	6	6	4
306	Brad Ference	78	0	6	6	131
307	Doug Soetaert	130	0	6	6	38
308	Nikolai Khabibulin	284	0	6	6	62
309	Bill Riley	14	3	2	5	7
310	Michal Grosek	28	3	2	5	21
311	Lucas Lessio	29	2	3	5	10
312	Cal O'Reilly	22	2	3	5	2
313	Sergei Kharin	7	2	3	5	2
314	Petri Skriko	15	2	3	5	4
315	Tom Bladon	9	0	5	5	13
316	Jamie Rivers	18	0	5	5	26
317	Bobby Dallas	56	0	5	5	66
318	Andrew Ebbett	33	2	3	5	4
319	John Moore	19	1	4	5	11
320	<b>Craig Cunningham</b>	<b>29</b>	<b>1</b>	<b>4</b>	<b>5</b>	<b>4</b>
321	David Rundblad	26	0	5	5	6
322	Jordan Szwarz	35	4	0	4	21
323	Dave Hunter	34	3	1	4	61
324	Brandon Gormley	32	2	2	4	12
325	Yanick Lehoux	10	2	2	4	6
326	Steven Goertzen	16	2	2	4	24
327	Patrick O'Sullivan	23	2	2	4	2
328	Gord McTavish	10	1	3	4	2
329	Dmitri Kalinin	15	1	3	4	6
330	Affie Turcotte	17	1	3	4	2
331	Craig Muni	25	1	3	4	37
332	Jason Doig	28	1	3	4	50
333	Dave Tomlinson	31	1	3	4	24
334	Mathieu Schneider	8	0	4	4	4
335	Marc-Antoine Pouliot	13	0	4	4	2
336	Richard Mulhern	19	0	4	4	14
337	Alain Chevrier	22	0	4	4	2
338	Sean Burke	211	0	4	4	52
339	Kris Draper	20	3	0	3	9
340	Dave Hoyda	24	2	1	3	42

#	PLAYER	GP	G	A	PTS	PIM
341	Tavis Hansen	34	2	1	3	16
342	Josh Gratton	64	2	1	3	223
343	Mark Janssens	7	1	2	3	4
344	<b>Tyler Gaudet</b>	<b>16</b>	<b>1</b>	<b>2</b>	<b>3</b>	<b>0</b>
345	Petteri Nokelienan	22	1	2	3	6
346	Joel Bouchard	32	1	2	3	22
347	Greg Brown	9	0	3	3	17
348	Anders Eriksson	12	0	3	3	2
349	Paul Pooley	15	0	3	3	0
350	Todd Warriner	18	0	3	3	8
351	Mikhail Shtalenkov	19	0	3	3	2
352	Anssi Melametsa	27	0	3	3	2
353	Oleg Mikulchik	29	0	3	3	29
354	Robert Esche	58	0	3	3	22
355	Pierre Hamel	64	0	3	3	14
356	Daniel Berthiaume	120	0	3	3	20
357	Ilya Bryzgalov	257	0	3	3	12
358	Brett MacLean	13	2	1	3	2
359	Craig Duncanson	7	2	0	2	16
360	Ivan Novoseltsev	17	2	0	2	6
361	Stu Kulak	18	2	0	2	24
362	Tom Martin	24	2	0	2	91
363	Don MacLean	9	1	1	2	0
364	Dustin Jeffrey	7	1	1	2	2
365	Chris Conner	12	1	1	2	2
366	Iain Fraser	12	1	1	2	4
367	Erik Westrum	15	1	1	2	20
368	Tye McGinn	18	1	1	2	10
369	Denis Pederson	19	1	1	2	20
370	Stephen Leach	22	1	1	2	37
371	Chris Joseph	33	1	1	2	16
372	Anatoli Fedotov	1	0	2	2	0
373	Craig Mills	4	0	2	2	0
374	Todd Reirden	7	0	2	2	4
375	Shaun Heshka	8	0	2	2	4
376	Markku Kyllonen	9	0	2	2	2
377	Brian McReynolds	9	0	2	2	4
378	Jiri Sekac	11	0	2	2	10
379	Nigel Dawes	12	0	2	2	0
380	Jyrki Seppa	13	0	2	2	6
381	Andy Brickley	14	0	2	2	2
382	Joel Bailargeon	15	0	2	2	27
383	Andy Miele	15	0	2	2	11
384	Brendan Bell	16	0	2	2	8
385	John Bethel	17	0	2	2	4
386	Arto Blomsten	19	0	2	2	8
387	Dallas Eakins	20	0	2	2	48
388	Peter Douris	21	0	2	2	0
389	Markus Mattsson	52	0	2	2	0
390	Rick Tabaracci	61	0	2	2	22
391	Mikael Tellqvist	67	0	2	2	2
392	Tony Joseph	2	1	0	1	0
393	Ryan Stewart	3	1	0	1	0
394	Mark Osiecki	4	1	0	1	2
395	Justin Hodgman	5	1	0	1	2
396	Sandy Beadle	6	1	0	1	2
397	<b>Laurent Dauphin</b>	<b>8</b>	<b>1</b>	<b>0</b>	<b>1</b>	<b>4</b>
398	David Oliver	9	1	0	1	2
399	Moe Lemay	10	1	0	1	14
400	Pat Daley	12	1	0	1	13
401	Craig Endean	2	0	1	1	0
402	Mike Lauen	3	0	1	1	0
403	Matt Murley	3	0	1	1	0
404	Mark Holden	4	0	1	1	0
405	Brett Hull	5	0	1	1	0
406	Todd Fliche	6	0	1	1	4
407	Bob Guindon	6	0	1	1	0
408	Sean Gagnon	7	0	1	1	21



#	PLAYER	GP	G	A	PTS	PIM
409	Alan Kerr	7	0	1	1	2
410	Michael Rupp	7	0	1	1	6
411	Jeff Hoggan	8	0	1	1	9
412	Jason Jaspers	9	0	1	1	6
413	Dan McFall	9	0	1	1	0
414	Guy Larose	10	0	1	1	14
415	Jamie Huscroft	11	0	1	1	27
416	Scott Levins	11	0	1	1	23
417	Brandon Prust	11	0	1	1	29
418	John Scott	11	0	1	1	25
419	Brendan Shinnimin	12	0	1	1	8
420	Sergei Plotnikov	13	0	1	1	4
421	Darcy Wakaluk	16	0	1	1	4
422	Nolan Yonkman	16	0	1	1	39
423	Anders Lindback	19	0	1	1	0
424	Steve Gainey	20	0	1	1	20
425	Craig Martin	20	0	1	1	19
426	Scott Pellerin	23	0	1	1	8
427	Bryan Helmer	28	0	1	1	33
428	Stewart Malgunas	29	0	1	1	32
429	Dan Bouchard	32	0	1	1	48
430	Andrew Campbell	33	0	1	1	10
431	Brent Thompson	40	0	1	1	106
<b>432</b>	<b>Louis Domingue</b>	<b>46</b>	<b>0</b>	<b>1</b>	<b>1</b>	<b>0</b>
433	Bill Lesuk	49	0	1	1	43
434	Matthew Spiller	59	0	1	1	67
435	Stephane Beauregard	74	0	1	1	6
436	Tim Cheveldae	74	0	1	1	4
437	Brian Boucher	96	0	1	1	4
438	Curtis Joseph	115	0	1	1	28
439	Eldon Reddick	117	0	1	1	20
440	David Aebischer	1	0	0	0	0
441	Darren Boyko	1	0	0	0	0
442	Dave Chartier	1	0	0	0	0
443	Jeff Christian	1	0	0	0	0
444	Parris Duffus	1	0	0	0	0
445	J.F. Jomphe	1	0	0	0	2
446	Yan Kaminsky	1	0	0	0	0
447	Ron Loustel	1	0	0	0	0
448	Curtis McElhinney	1	0	0	0	0
<b>449</b>	<b>Eric Selleck</b>	<b>1</b>	<b>0</b>	<b>0</b>	<b>0</b>	<b>5</b>
450	Christian Thomas	1	0	0	0	0
451	Alexander Nikulin	1	0	0	0	0
452	Jason Simon	1	0	0	0	0
453	Glenn Tomalty	1	0	0	0	0
454	Andrei Vasilyev	1	0	0	0	0
455	Mark Visheau	1	0	0	0	0
456	Brad Ralph	1	0	0	0	0
457	Kirill Safronov	1	0	0	0	0
458	Pascal Rheaume	1	0	0	0	0
459	Matt Watkins	1	0	0	0	0
460	Mark Visentin	1	0	0	0	0
461	Dylan Reese	1	0	0	0	0
462	Mike McKenna	1	0	0	0	0
463	Pavel Brendl	2	0	0	0	0
464	Ryan Caldwell	2	0	0	0	2
465	Kevin Dahl	2	0	0	0	0
466	Joe Dziedzic	2	0	0	0	0
467	Matt Hervey	2	0	0	0	4
468	Niklas Treutle	2	0	0	0	0
469	Pat Jablonski	2	0	0	0	0
470	Bob Joyce	2	0	0	0	0
471	Josh Tordjman	2	0	0	0	0
472	Garrett Stafford	2	0	0	0	0
473	Pete Vandermeer	2	0	0	0	0
474	Bill Whelton	2	0	0	0	0
475	Brandon Yip	2	0	0	0	0
476	Jason Cirone	3	0	0	0	2
477	Steve Fletcher	3	0	0	0	5

#	PLAYER	GP	G	A	PTS	PIM
478	Jim Hrivnak	3	0	0	0	0
479	Kevin Sawyer	3	0	0	0	12
480	Goran Bezina	3	0	0	0	2
481	Ryan Hollweg	3	0	0	0	0
<b>482</b>	<b>Henrik Samuelsson</b>	<b>3</b>	<b>0</b>	<b>0</b>	<b>0</b>	<b>2</b>
483	Jean-Guy Trudel	4	0	0	0	2
484	Craig Fisher	4	0	0	0	2
485	Ravil Gusmanov	4	0	0	0	0
486	Simon Wheeldon	4	0	0	0	4
487	Michael Morrison	4	0	0	0	0
488	Chad Johnson	4	0	0	0	0
489	Guy Gosselin	5	0	0	0	6
490	Scott Langkow	5	0	0	0	0
491	Brian McGrattan	5	0	0	0	22
492	Al Montoya	5	0	0	0	0
493	Kent Paynter	5	0	0	0	4
494	Rudy Poeschek	5	0	0	0	22
495	Frank Banham	5	0	0	0	2
496	Alex Grant	5	0	0	0	7
497	Philippe Sauve	5	0	0	0	0
498	Jean-Marc Pelletier	6	0	0	0	0
499	Don MacIver	6	0	0	0	2
500	Kevin McClelland	6	0	0	0	19
501	Sebastien Bordeleau	6	0	0	0	2
502	Mike Hudson	7	0	0	0	0
<b>503</b>	<b>Jarred Tinordi</b>	<b>7</b>	<b>0</b>	<b>0</b>	<b>0</b>	<b>12</b>
504	Brian Noonan	7	0	0	0	0
505	Dominic Roussel	7	0	0	0	2
506	Tyler Bouck	7	0	0	0	4
507	Martin Grenier	8	0	0	0	5
508	Philip Samuelsson	8	0	0	0	2
509	Mike Veisor	8	0	0	0	0
510	Harijs Vitolinsh	8	0	0	0	4
511	Brent Johnson	8	0	0	0	0
512	Tim Jackman	8	0	0	0	21
513	Alex Auld	9	0	0	0	0
514	Patrick DesRochers	9	0	0	0	2
515	Paul Boutilier	9	0	0	0	10
516	Tom Draper	9	0	0	0	0
517	Gerry Rioux	9	0	0	0	6
518	Brad Tiley	9	0	0	0	0
519	Mike Stutzel	9	0	0	0	0
520	Garth Murray	10	0	0	0	12
521	John Gibson	11	0	0	0	14
522	Chris Brown	11	0	0	0	19
523	Wayne Dillon	13	0	0	0	2
524	Gord Smith	13	0	0	0	8
525	Michel Dion	14	0	0	0	2
526	Marcel Hossa	14	0	0	0	4
527	Denis Chasse	15	0	0	0	12
528	Steve Penney	15	0	0	0	7
529	David Cullen	16	0	0	0	6
530	Ed Ronan	17	0	0	0	16
531	Dan Focht	18	0	0	0	21
532	Dwight Schofield	18	0	0	0	33
533	Alexandre Bolduc	19	0	0	0	6
534	Mike Amodeo	19	0	0	0	2
535	Devan Dubnyk	19	0	0	0	0
536	Zac Bierk	20	0	0	0	4
537	Mike O'Neill	20	0	0	0	0
538	Gary Smith	20	0	0	0	25
539	David LeNeveu	21	0	0	0	0
540	Lindsay Middlebrook	24	0	0	0	0
541	Thomas Greiss	25	0	0	0	0
542	Darcy Hordichuk	26	0	0	0	96
543	Jimmy Waite	33	0	0	0	4
544	Marc Behrend	39	0	0	0	0
545	Jason LaBarbera	58	0	0	0	4



NAME	POS	TEAM	REGULAR SEASON					PLAYOFFS					FROM	TO
			GP	G	A	PTS	PIM	GP	G	A	PTS	PIM		
ABID, Ramzi	LW	PHX	30	10	8	18	30	-	-	-	-	-	2002-03	2002-03
ADAMS, Greg	LW	PHX	144	38	51	89	40	8	1	0	1	0	1998-99	1999-00
ADAMS, Kevyn	C	PHX	33	1	7	8	8	-	-	-	-	-	2006-07	2006-07
AEBISCHER, David	G	PHX	1	0	0	0	0	-	-	-	-	-	2007-08	2007-08
ALATALO, Mika	LW	PHX	152	17	29	46	58	5	0	0	0	2	1999-00	2000-01
AMODEO, Mike	D	WPG	19	0	0	0	2	-	-	-	-	-	1979-80	1979-80
AMONTE, Tony	RW	PHX	59	13	23	36	26	-	-	-	-	-	2002-03	2002-03
ARCOBELLO, Mark	C	ARI	27	9	7	16	6	-	-	-	-	-	2014-15	2014-15
ARNIEL, Scott	C	WPG	406	80	112	192	336	18	1	2	3	26	1981-82	1985-86
													1990-91	1990-91
ASHTON, Brent	LW	WPG	222	66	95	161	135	7	3	1	4	2	1988-89	1991-92
AUCOIN, Adrian	D	PHX	221	13	46	59	150	22	0	4	4	22	2009-10	2011-12
AULD, Alex	G	PHX	9	0	0	0	0	-	-	-	-	-	2007-08	2007-08
BABYCH, David	D	WPG	390	73	248	321	392	18	4	10	14	35	1980-81	1985-86
BAILLARGEON, Joel	LW	WPG	15	0	2	2	27	-	-	-	-	-	1986-87	1987-88
BALLARD, Keith	D	PHX	233	19	68	87	243	-	-	-	-	-	2005-06	2007-08
BANHAM, Frank	RW	PHX	5	0	0	0	2	-	-	-	-	-	2002-03	2002-03
BARBER, Don	LW	WPG	27	1	5	6	18	-	-	-	-	-	1990-91	1991-92
BARNES, Stu	C	WPG	102	25	23	48	44	6	1	3	4	2	1991-92	1993-94
BARON, Murray	D	PHX	53	1	5	6	110	7	0	2	2	6	1996-97	1997-98
BAUTIN, Sergei	D	WPG	130	5	25	30	174	-	-	-	-	-	1992-93	1993-94
BEADLE, Sandy	LW	WPG	6	1	0	1	2	-	-	-	-	-	1980-81	1980-81
BEAUREGARD, Stephane	G	WPG	74	0	1	1	6	40	0	0	0	0	1989-90	1991-92
													1993-94	1993-94
BEHREND, Marc	G	WPG	39	0	0	0	0	7	0	0	0	0	1983-84	1985-86
BELANGER, Eric	C	PHX	82	13	27	40	36	4	0	0	0	2	2010-11	2010-11
BELL, Brendan	D	PHX	16	0	2	2	8	-	-	-	-	-	2006-07	2007-08
BEREHOVSKY, Drake	D	PHX	39	2	6	8	69	5	0	1	1	4	2001-02	2002-03
BEREZIN, Sergei	LW	PHX	41	7	9	16	4	-	-	-	-	-	2001-02	2001-02
BERRY, Brad	D	WPG	163	4	25	29	196	11	0	1	1	14	1985-86	1989-90
BERTHIAUME, Daniel	G	WPG	120	0	3	3	20	14	0	0	0	0	1986-87	1989-90
BETHEL, John	LW	WPG	17	0	2	2	4	-	-	-	-	-	1979-80	1979-80
BEZINA, Goran	LW	PHX	3	0	0	0	2	-	-	-	-	-	2003-04	2003-04
BIERK, Zac	G	PHX	20	0	0	0	4	-	-	-	-	-	2002-03	2003-04
BISSONNETTE, Paul	LW	PHX	187	7	14	21	318	4	0	0	0	15	2009-10	2013-14
BLADON, Tom	D	WPG	9	0	5	5	13	-	-	-	-	-	1980-81	1980-81
BLOMSTEN, Arto	D	WPG	19	0	2	2	8	-	-	-	-	-	1993-94	1994-95
BOEDKER, Mikkell	LW	ARI	445	80	133	213	86	20	4	5	9	2	2008-09	2015-16
BOLDUC, Alexandre	C	PHX	16	0	0	0	4	-	-	-	-	-	2011-12	2012-13
		ARI	3	0	0	0	2	-	-	-	-	-	2014-15	2014-15
BORDELEAU, Sebastien	C	PHX	6	0	0	0	2	-	-	-	-	-	2001-02	2001-02
BORSATO, Luciano	C	WPG	203	35	55	90	113	7	1	0	1	4	1990-91	1994-95
BOSCHMAN, Laurie	C	WPG	526	152	227	379	1338	34	5	10	15	87	1982-83	1989-90
BOUCHARD, Dan	G	WPG	32	0	1	1	48	1	0	0	0	2	1985-86	1985-86
BOUCHARD, Joel	D	PHX	32	1	2	3	22	-	-	-	-	-	2000-01	2000-01
BOUCHER, Brian	G	PHX	96	0	1	1	4	-	-	-	-	-	2002-03	2005-06
BOUCK, Tyler	RW	PHX	7	0	0	0	4	-	-	-	-	-	2001-02	2001-02
BOUTILIER, Paul	D	WPG	9	0	0	0	10	5	0	0	0	15	1987-88	1988-89
BOWNESS, Rick	RW	WPG	45	8	17	25	45	-	-	-	-	-	1980-81	1980-81
BOYKO, Darren	C	WPG	1	0	0	0	0	-	-	-	-	-	1988-89	1988-89
BOYNTON, Nick	D	PHX	138	5	18	23	263	-	-	-	-	-	2006-07	2007-08
BRENDL, Pavel	RW	PHX	2	0	0	0	0	-	-	-	-	-	2005-06	2005-06
BRICKLEY, Andy	LW	WPG	14	0	2	2	2	1	1	1	2	0	1992-93	1993-94
BRIERE, Daniel	C	PHX	258	70	76	146	146	6	2	1	3	2	1997-98	2002-03
BROTEN, Aaron	C	WPG	25	4	5	9	14	7	2	2	4	12	1991-92	1991-92
BROWN, Chris	RW	PHX	11	0	0	0	19	-	-	-	-	-	2012-13	2013-14
BROWN, Greg	D	WPG	9	0	3	3	17	-	-	-	-	-	1994-95	1994-95
BRULE, Gilbert	C	PHX	36	5	9	14	13	12	2	1	3	0	2011-12	2011-12
													2013-14	2013-14
BRYZGALOV, Ilya	G	PHX	257	0	3	3	12	11	0	0	0	0	2007-08	2010-11
BUCHBERGER, Kelly	C	PHX	79	3	9	12	109	-	-	-	-	-	2002-03	2002-03
BURKE, Sean	G	PHX	211	0	4	4	52	10	0	2	2	0	1999-00	2003-04
BUTLER, Jerry	RW	WPG	42	3	6	9	14	-	-	-	-	-	1982-83	1982-83
CALDWELL, Ryan	D	PHX	2	0	0	0	2	-	-	-	-	-	2007-08	2007-08
CAMERON, Al	D	WPG	92	4	13	17	93	-	-	-	-	-	1979-80	1980-81
CAMPBELL, Andrew	D	ARI	33	0	1	1	10	-	-	-	-	-	2014-15	2014-15
CAMPBELL, Scott	D	WPG	77	4	21	25	191	-	-	-	-	-	1979-80	1980-81
CAMPBELL, Wade	D	WPG	185	9	23	32	245	6	0	0	0	9	1982-83	1985-86
CARCILLO, Daniel	LW	PHX	129	20	21	41	572	-	-	-	-	-	2006-07	2008-09
CARLYLE, Randy	D	WPG	564	80	226	306	736	31	3	14	17	51	1983-84	1992-93
CARNEY, Keith	D	PHX	266	9	54	63	253	18	1	2	3	31	1997-98	2000-01
CHARTIER, Dave	C	WPG	1	0	0	0	0	-	-	-	-	-	1980-81	1980-81
CHASSE, Denis	RW	WPG	15	0	0	0	12	-	-	-	-	-	1995-96	1995-96



NAME	POS	TEAM	REGULAR SEASON					PLAYOFFS					FROM	TO
			GP	G	A	PTS	PIM	GP	G	A	PTS	PIM		
CHEVELDAE, Tim	G	WPG	74	0	1	1	4	-	-	-	-	-	1993-94	1995-96
CHEVRIER, Alain	G	WPG	22	0	4	4	2	-	-	-	-	-	1988-89	1988-89
CHIPCHURA, Kyle	C	ARI	319	21	55	76	257	15	1	3	4	7	2011-12	2015-16
CHRISTIAN, Dave	C	WPG	230	79	130	209	73	7	0	1	1	2	1979-80	1982-83
CHRISTIAN, Jeff	LW	PHX	1	0	0	0	0	-	-	-	-	-	1997-98	1997-98
CIRONE, Jason	C	WPG	3	0	0	0	2	-	-	-	-	-	1991-92	1991-92
CLEARY, Daniel	RW	PHX	68	6	11	17	42	-	-	-	-	-	2003-04	2003-04
COLE, Danton	RW	WPG	98	21	19	40	92	-	-	-	-	-	1988-89	1991-92
COMRIE, Mike	C	PHX	132	45	50	95	91	-	-	-	-	-	2003-04	2006-07
<b>CONNAUTON, Kevin</b>	<b>D</b>	<b>ARI</b>	<b>38</b>	<b>4</b>	<b>5</b>	<b>9</b>	<b>39</b>	-	-	-	-	-	<b>2015-16</b>	<b>2015-16</b>
CONNER, Chris	RW	PHX	12	1	1	2	2	-	-	-	-	-	2012-13	2012-13
CORKUM, Bob	C	PHX	233	30	30	60	85	20	3	3	6	12	1996-97	1998-99
CORY, Ross	D	WPG	51	2	10	12	41	-	-	-	-	-	1979-80	1980-81
CROMBEEN, B.J.	RW	ARI	58	3	3	6	79	-	-	-	-	-	2014-15	2014-15
CRONIN, Shawn	D	WPG	193	1	13	14	703	9	0	0	0	13	1989-90	1991-92
CULLEN, David	D	PHX	16	0	0	0	6	-	-	-	-	-	2000-01	2001-02
CUMMINS, Jim	RW	PHX	75	1	7	8	237	6	0	1	1	4	1997-98	1998-99
CUNNEYWORTH, Randy	LW	WPG	28	5	6	11	34	-	-	-	-	-	1989-90	1989-90
<b>CUNNINGHAM, Craig</b>	<b>LW</b>	<b>ARI</b>	<b>29</b>	<b>1</b>	<b>4</b>	<b>5</b>	<b>4</b>	-	-	-	-	-	<b>2014-15</b>	<b>2015-16</b>
DAHL, Kevin	D	PHX	2	0	0	0	0	-	-	-	-	-	1996-97	1996-97
<b>DAHLBECK, Klas</b>	<b>D</b>	<b>ARI</b>	<b>90</b>	<b>2</b>	<b>9</b>	<b>11</b>	<b>34</b>	-	-	-	-	-	<b>2014-15</b>	<b>2015-16</b>
DAIGNEAULT, J.J.	D	PHX	88	1	13	14	54	7	0	0	0	8	1998-99	1999-00
DALEY, Pat	LW	WPG	12	1	0	1	13	-	-	-	-	-	1979-80	1980-81
DAUPHIN, Laurent	C	ARI	8	1	0	1	4	-	-	-	-	-	2015-16	2015-16
DAVYDOV, Evgeny	RW	WPG	91	32	24	56	74	11	2	2	4	2	1991-92	1992-93
DAWES, Nigel	LW	PHX	12	0	2	2	0	-	-	-	-	-	2008-09	2008-09
DEBLOIS, Lucien	C	WPG	235	87	102	189	208	15	3	2	5	15	1981-82	1983-84
													1991-92	1991-92
DeBRUSK, Louie	LW	PHX	115	4	3	7	191	9	2	0	2	6	1998-99	2000-01
DERLAGO, Bill	C	WPG	27	5	5	10	6	3	1	0	1	0	1985-86	1985-86
DesROCHERS, Patrick	G	PHX	9	0	0	0	2	-	-	-	-	-	2001-02	2002-03
DEVEREAUX, Boyd	C	PHX	78	8	14	22	44	-	-	-	-	-	2005-06	2005-06
DIDUCK, Gerald	D	PHX	133	9	14	23	213	16	0	2	2	32	1996-97	1998-99
DILLON, Wayne	C	WPG	13	0	0	0	2	-	-	-	-	-	1979-80	1979-80
DION, Michel	G	WPG	14	0	0	0	2	-	-	-	-	-	1980-81	1980-81
<b>DOAN, Shane</b>	<b>RW</b>	<b>ARI/WPG</b>	<b>1,466</b>	<b>396</b>	<b>549</b>	<b>945</b>	<b>1,305</b>	<b>55</b>	<b>15</b>	<b>13</b>	<b>28</b>	<b>85</b>	<b>1995-96</b>	<b>2015-16</b>
DOIG, Jason	D	PHX/WPG	28	1	3	4	50	-	-	-	-	-	1995-96	1998-99
DOLLAS, Bobby	D	WPG	56	0	5	5	66	3	0	0	0	2	1983-84	1985-86
<b>DOMI, Max</b>	<b>LW</b>	<b>ARI</b>	<b>81</b>	<b>18</b>	<b>34</b>	<b>52</b>	<b>72</b>	-	-	-	-	-	<b>2015-16</b>	<b>2015-16</b>
DOMI, Tie	RW	WPG	173	15	25	40	724	6	1	0	1	23	1992-93	1994-95
DOMINGUE, Louis	G	ARI	7	0	0	0	0	-	-	-	-	-	2014-15	2014-15
DONNELLY, Gord	D	WPG	173	12	17	29	726	6	0	1	1	8	1988-89	1991-92
DOUGLAS, Jordy	LW	WPG	24	4	4	8	8	1	0	0	0	2	1983-84	1984-85
DOURIS, Peter	RW	WPG	21	0	2	2	0	1	0	0	0	0	1985-86	1987-88
DOWNIE, Steve	RW	ARI	26	3	3	6	53	-	-	-	-	-	2015-16	2015-16
DRAKE, Dallas	RW	PHX/WPG	382	82	143	225	328	26	4	6	10	12	1993-94	1999-00
DRAPER, Kris	C	WPG	20	3	0	3	9	2	0	0	0	0	1990-91	1992-93
DRAPER, Tom	G	WPG	9	0	0	0	0	-	-	-	-	-	1988-89	1989-90
													1995-96	1995-96
DROUIN, Jude	C	WPG	85	8	16	24	54	-	-	-	-	-	1979-80	1980-81
DRUCE, John	RW	WPG	50	6	14	20	37	2	0	0	0	0	1992-93	1992-93
DUBNYK, Devan	G	ARI	19	0	0	0	0	-	-	-	-	-	2014-15	2014-15
<b>DUCLAIR, Anthony</b>	<b>RW</b>	<b>ARI</b>	<b>81</b>	<b>20</b>	<b>24</b>	<b>44</b>	<b>49</b>	-	-	-	-	-	<b>2015-16</b>	<b>2015-16</b>
DUDLEY, Rick	RW	WPG	30	5	5	10	28	-	-	-	-	-	1980-81	1980-81
DUFFUS, Parris	G	PHX	1	0	0	0	0	-	-	-	-	-	1996-97	1996-97
DUNCAN, Iain	LW	WPG	127	34	55	89	149	11	0	3	3	6	1986-87	1990-91
DUNCANSON, Craig	LW	WPG	7	2	0	2	16	-	-	-	-	-	1990-91	1990-91
DUPONT, Norm	LW	WPG	181	47	67	114	38	5	3	1	4	0	1980-81	1982-83
DZIEDZIC, Joe	LW	PHX	2	0	0	0	0	-	-	-	-	-	1998-99	1998-99
EAGLES, Mike	C	WPG	293	21	46	67	464	12	0	1	1	14	1990-91	1994-95
EAKINS, Dallas	D	PHX/WPG	20	0	2	2	48	-	-	-	-	-	1992-93	1992-93
													1995-96	1996-97
EASTWOOD, Mike	C	PHX/WPG	126	18	23	41	28	6	0	1	1	2	1994-95	1996-97
EAVES, Murray	C	WPG	49	4	12	16	7	4	0	1	1	2	1980-81	1985-86
EBBETT, Andrew	C	PHX	33	2	3	5	4	3	0	0	0	0	2010-11	2010-11
<b>EKMAN-LARSSON, Oliver</b>	<b>D</b>	<b>ARI</b>	<b>415</b>	<b>76</b>	<b>133</b>	<b>209</b>	<b>268</b>	<b>16</b>	<b>1</b>	<b>3</b>	<b>4</b>	<b>8</b>	<b>2010-11</b>	<b>2015-16</b>
ELLETT, Dave	D	WPG	475	95	204	299	504	33	4	16	20	22	1984-85	1990-91
ELLIOTT, Stefan	D	ARI	19	2	4	6	4	-	-	-	-	-	2015-16	2015-16
ELYNUIK, Pat	RW	WPG	289	115	129	244	462	14	4	6	10	6	1987-88	1991-92
EMERSON, Nelson	RW	WPG	131	47	64	111	106	-	-	-	-	-	1993-94	1994-95
ENDEAN, Craig	LW	WPG	2	0	1	1	0	-	-	-	-	-	1986-87	1986-87
ERAT, Martin	RW	ARI	96	11	26	37	54	-	-	-	-	-	2013-14	2014-15
ERICKSON, Bryan	C	WPG	73	6	23	29	20	3	0	0	0	0	1990-91	1993-94





NAME	POS	TEAM	GP	REGULAR SEASON				GP	PLAYOFFS				FROM	TO
				G	A	PTS	PIM		G	A	PTS	PIM		
ERIKSSON, Anders	D	PHX	12	0	3	3	0	-	-	-	-	-	2009-10	2009-10
ESCHE, Robert	G	PHX	58	0	3	3	22	-	-	-	-	-	1998-99	2001-02
ESSENSA, Bob	G	PHX/WPG	311	0	12	12	18	11	0	0	0	2	1988-89	1993-94
													1999-00	1999-00
EVANS, Doug	LW	WPG	127	24	42	66	209	8	2	2	4	12	1989-90	1991-92
FEDORUK, Todd	LW	PHX	72	6	7	13	72	-	-	-	-	-	2008-09	2008-09
FEDOTOV, Anatoli	D	WPG	1	0	2	2	0	-	-	-	-	-	1992-93	1992-93
FENTON, Paul	LW	WPG	156	50	31	81	91	7	2	0	2	23	1988-89	1990-91
FERENCE, Brad	D	PHX	78	0	6	6	131	-	-	-	-	-	2002-03	2003-04
FIDDLER, Vernon	C	PHX	147	14	38	52	92	10	1	1	2	14	2009-10	2010-11
FINLEY, Jeff	D	PHX/WPG	130	4	12	16	121	7	0	0	0	6	1995-96	1996-97
FISHER, Craig	C	WPG	4	0	0	0	2	-	-	-	-	-	1993-94	1993-94
FISCHER, Patrick	C	PHX	27	4	6	10	24	-	-	-	-	-	2006-07	2006-07
FLETCHER, Steve	D	WPG	3	0	0	0	5	-	-	-	-	-	1988-89	1988-89
FLICHEL, Todd	D	WPG	6	0	1	1	4	-	-	-	-	-	1987-88	1989-90
FOCHT, Dan	D	PHX	18	0	0	0	21	1	0	1	1	0	2001-02	2002-03
FRASER, Iain	C	WPG	12	1	1	2	4	4	0	0	0	0	1995-96	1995-96
GAGNON, Sean	D	PHX	7	0	1	1	21	-	-	-	-	-	1997-98	1998-99
GAGNER, Sam	C	ARI	81	15	26	41	28	-	-	-	-	-	2014-15	2014-15
GAINEY, Steve	LW	PHX	20	0	1	1	20	-	-	-	-	-	2005-06	2005-06
GARTNER, Mike	RW	PHX	142	44	46	90	62	12	2	2	4	22	1996-97	1997-98
<b>GAUDET, Tyler</b>	<b>C</b>	<b>ARI</b>	<b>16</b>	<b>1</b>	<b>2</b>	<b>3</b>	<b>0</b>	-	-	-	-	-	<b>2014-15</b>	<b>2015-16</b>
GAUTHIER, Denis	D	PHX	45	2	9	11	61	-	-	-	-	-	2005-06	2005-06
GEOFFRION, Danny	RW	WPG	79	20	26	46	82	-	-	-	-	-	1980-81	1981-82
GIBSON, John	D	WPG	11	0	0	0	14	-	-	-	-	-	1983-84	1983-84
GILL, Todd	D	PHX	41	1	6	7	30	-	-	-	-	-	1999-00	1999-00
GILHEN, Randy	C	WPG	185	18	17	35	151	4	1	0	1	10	1986-87	1988-89
													1993-94	1995-96
GOERTZEN, Steven	RW	PHX	16	2	2	4	24	-	-	-	-	-	2008-09	2008-09
GORDON, Boyd	C	ARI	188	14	27	41	28	16	0	2	2	6	2011-12	2012-13
													2015-16	2015-16
GORMLEY, Brandon	D	ARI	32	2	2	4	12	-	-	-	-	-	2013-14	2014-15
GOSSELIN, Guy	D	WPG	5	0	0	0	6	-	-	-	-	-	1987-88	1987-88
GRANT, Alex	D	ARI	5	0	0	0	7	-	-	-	-	-	2015-16	2015-16
GRATTON, Chris	C	PHX	82	11	19	30	114	-	-	-	-	-	2002-03	2003-04
GRATTON, Josh	LW	PHX	64	2	1	3	223	-	-	-	-	-	2005-06	2007-08
GRAVES, Hilliard	RW	WPG	35	1	5	6	15	-	-	-	-	-	1979-80	1979-80
GREEN, Travis	C	PHX	147	38	36	74	108	5	2	1	3	2	1999-00	2000-01
GREISS, Thomas	G	PHX	25	0	0	0	0	-	-	-	-	-	2013-14	2013-14
GRENIER, Martin	D	PHX	8	0	0	0	5	-	-	-	-	-	2001-02	2002-03
GROSEK, Michal	LW	WPG	28	3	2	5	21	-	-	-	-	-	1993-94	1995-96
GROSSMANN, Nicklas	D	ARI	58	3	4	7	24	-	-	-	-	-	2015-16	2015-16
GUINDON, Bob	LW	WPG	6	0	1	1	0	-	-	-	-	-	1979-80	1979-80
GUSMANOV, Ravil	RW	WPG	4	0	0	0	0	-	-	-	-	-	1995-96	1995-96
HALE, David	D	PHX	48	3	6	9	36	-	-	-	-	-	2008-09	2008-09
HALPERN, Jeff	C	PHX	69	5	7	12	24	-	-	-	-	-	2013-14	2013-14
HAMEL, Gilles	LW	WPG	142	35	32	67	59	9	2	0	2	2	1986-87	1987-88
HAMEL, Pierre	G	WPG	64	0	3	3	14	-	-	-	-	-	1979-80	1980-81
HANDZUS, Michal	C	PHX	89	19	34	53	55	5	0	0	0	2	2000-01	2001-02
HANSEN, Tavis	RW	PHX/WPG	34	2	1	3	16	2	0	0	0	0	1994-95	2000-01
<b>HANZAL, Martin</b>	<b>C</b>	<b>ARI</b>	<b>557</b>	<b>101</b>	<b>186</b>	<b>287</b>	<b>494</b>	<b>23</b>	<b>4</b>	<b>8</b>	<b>12</b>	<b>47</b>	<b>2007-08</b>	<b>2015-16</b>
HARTMAN, Mike	LW	WPG	75	4	4	8	264	2	0	0	0	2	1991-92	1991-92
HAWERCHUK, Dale	C	WPG	713	379	550	929	478	38	16	33	49	39	1981-82	1989-90
HAYWARD, Brian	G	WPG	165	0	8	8	37	11	0	0	0	0	1982-83	1985-86
HELMER, Bryan	D	PHX	28	0	1	1	33	-	-	-	-	-	1998-99	1998-99
													2003-04	2003-04
HERVEY, Matt	D	WPG	2	0	0	0	4	-	-	-	-	-	1988-89	1988-89
HESHKA, Shaun	D	PHX	8	0	2	2	0	-	-	-	-	-	2009-10	2009-10
HODGMAN, Justin	C	ARI	5	1	0	1	2	-	-	-	-	-	2014-15	2014-15
HOGGAN, Jeff	LW	PHX	8	0	1	1	9	-	-	-	-	-	2008-09	2009-10
HOGUE, Benoit	C	PHX	27	3	10	13	10	5	1	2	3	2	1999-00	1999-00
HOLDEN, Mark	G	WPG	4	0	1	1	0	-	-	-	-	-	1984-85	1984-85
HOLLWEG, Ryan	LW	PHX	3	0	0	0	0	-	-	-	-	-	2010-11	2010-11
HOPKINS, Larry	LW	WPG	60	13	16	29	26	6	0	0	0	2	1979-80	1979-80
													1981-82	1982-83
HORDICHUK, Darcy	LW	PHX	26	0	0	0	96	-	-	-	-	-	2001-02	2002-03
HOSSA, Marcel	LW	PHX	14	0	0	0	4	-	-	-	-	-	2007-08	2007-08
HOUSLEY, Phil	D	WPG	232	64	195	259	168	13	1	11	12	2	1990-91	1992-93
HOYDA, Dave	LW	WPG	24	2	1	3	42	-	-	-	-	-	1979-80	1980-81
HRDINA, Jan	C	PHX	59	11	19	30	38	-	-	-	-	-	2002-03	2003-04
HRIVNAK, Jim	G	WPG	3	0	0	0	0	-	-	-	-	-	1992-93	1992-93
HUDSON, Mike	C	PHX	7	0	0	0	0	-	-	-	-	-	1996-97	1996-97
HUGHES, Brent	LW	WPG	39	4	4	8	115	-	-	-	-	-	1988-89	1989-90



NAME	POS	TEAM	REGULAR SEASON					PLAYOFFS					FROM	TO
			GP	G	A	PTS	PIM	GP	G	A	PTS	PIM		
HULL, Bobby	LW	WPG	18	4	6	10	0	-	-	-	-	-	1979-80	1979-80
HULL, Brett	RW	PHX	5	0	1	1	0	-	-	-	-	-	2005-06	2005-06
HULSE, Cale	D	PHX	82	3	17	20	123	-	-	-	-	-	2003-04	2005-06
HUNTER, Dave	LW	WPG	34	3	1	4	61	-	-	-	-	-	1988-89	1988-89
HUSCROFT, Jamie	D	PHX	11	0	1	1	27	-	-	-	-	-	1998-99	1998-99
ISBISTER, Brad	RW	PHX	98	13	12	25	148	5	0	0	0	2	1997-98	1998-99
JABLONSKI, Pat	G	PHX	2	0	0	0	0	-	-	-	-	-	1996-97	1996-97
JACKMAN, Tim	RW	PHX	8	0	0	0	21	-	-	-	-	-	2005-06	2005-06
JANNEY, Craig	C	PHX /WPG	158	32	94	126	38	19	1	8	9	4	1995-96	1997-98
JANSENS, Mark	C	PHX	7	1	2	3	4	1	0	0	0	2	1997-98	1997-98
JARVENPAA, Hannu	RW	WPG	114	11	26	37	83	-	-	-	-	-	1986-87	1988-89
JASPERS, Jason	C	PHX	9	0	1	1	6	-	-	-	-	-	2001-02	2003-04
JEFFREY, Dustin	C	ARI	7	1	1	2	2	-	-	-	-	-	2015-16	2015-16
JOHNSON, Chad	G	PHX	4	0	0	0	0	-	-	-	-	-	2012-13	2012-13
JOHNSON, Jim	D	PHX	71	5	8	13	92	6	0	0	0	4	1996-97	1997-98
JOHNSON, Brent	G	PHX	8	0	0	0	0	-	-	-	-	-	2003-04	2003-04
JOHNSON, Mike	RW	PHX	242	47	112	159	139	5	1	1	2	6	2000-01	2005-06
JOHNSON, Nick	RW	PHX	17	4	2	6	0	-	-	-	-	-	2012-13	2012-13
JOKINEN, Olli	C	PHX	57	21	21	42	49	-	-	-	-	-	2008-09	2008-09
JOMPHE, J.F.	C	PHX	1	0	0	0	2	-	-	-	-	-	1998-99	1998-99
JONES, Brad	LW	WPG	47	9	10	19	6	1	0	0	0	0	1986-87	1989-90
JONES, Matt	D	PHX	106	1	10	11	55	-	-	-	-	-	2005-06	2007-08
JOSEPH, Chris	D	PHX	33	1	1	2	16	-	-	-	-	-	1999-00	2000-01
JOSEPH, Curtis	G	PHX	115	0	1	1	28	-	-	-	-	-	2005-06	2006-07
JOSEPH, Tony	RW	WPG	2	1	0	1	0	-	-	-	-	-	1988-89	1990-91
JOVANOVSKI, Ed	D	PHX	332	47	117	164	336	11	1	1	2	6	2006-07	2010-11
JOYCE, Bob	LW	WPG	2	0	0	0	0	-	-	-	-	-	1991-92	1992-93
JUNEAU, Joe	LW	PHX	69	10	23	33	28	-	-	-	-	-	2000-01	2000-01
KALININ, Dmitri	D	PHX	15	1	3	4	6	-	-	-	-	-	2008-09	2008-09
KAMINSKY, Yan	RW	WPG	1	0	0	0	0	-	-	-	-	-	1993-94	1993-94
KAPANEN, Niko	C	PHX	98	12	25	37	42	-	-	-	-	-	2006-07	2007-08
KENNEDY, Dean	D	WPG	172	5	19	24	269	8	0	0	0	2	1991-92	1993-94
KENNEDY, Tim	LW	PHX	37	2	6	8	4	-	-	-	-	-	2013-14	2013-14
KERR, Alan	RW	WPG	7	0	1	1	2	-	-	-	-	-	1992-93	1992-93
KHABIBULIN, Nikolai	G	PHX /WPG	284	0	6	6	62	24	0	1	1	8	1994-95	1998-99
KHARIN, Sergei	RW	WPG	7	2	3	5	2	-	-	-	-	-	1990-91	1990-91
KILGER, Chad	C	PHX /WPG	63	6	7	13	29	4	1	0	1	0	1995-96	1997-98
KING, Kris	LW	PHX /WPG	341	28	40	68	762	18	1	2	3	25	1992-93	1996-97
KLEE, Ken	D	PHX	68	1	10	11	24	-	-	-	-	-	2008-09	2008-09
KLESLA, Rostislav	D	PHX	144	7	19	26	112	19	2	6	8	11	2010-11	2013-14
KLINKHAMMER, Rob	LW	ARI	113	19	15	34	33	-	-	-	-	-	2012-13	2014-15
KOLANOS, Krystofer	C	PHX	109	17	18	35	74	2	0	0	0	6	2001-02	2005-06
KOROLEV, Igor	RW	PHX /WPG	159	33	58	91	80	7	0	3	3	0	1994-95	1996-97
KORPIKOSKI, Lauri	LW	ARI	401	62	83	145	98	22	1	1	2	6	2009-10	2014-15
KULAK, Stu	RW	WPG	18	2	0	2	24	-	-	-	-	-	1988-89	1988-89
KUMPEL, Mark	RW	WPG	141	19	16	35	50	11	2	0	2	6	1987-88	1990-91
KVASHA, Oleg	LW	PHX	15	4	7	11	6	-	-	-	-	-	2005-06	2005-06
KYLLONEN, Markku	LW	WPG	9	0	2	2	2	-	-	-	-	-	1988-89	1988-89
KYTE, Jim	D	WPG	399	11	25	36	772	24	0	4	4	73	1982-83	1988-89
LABARBERA, Jason	G	PHX	68	0	0	0	4	-	-	-	-	-	2009-10	2012-13
LALOR, Mike	D	WPG	128	6	15	21	140	11	0	2	2	23	1991-92	1992-93
LANG, Robert	C	PHX	64	9	20	29	28	4	0	1	1	0	2009-10	2009-10
LANGKOW, Daymond	C	PHX	316	79	117	196	146	21	2	6	8	4	2001-02	2003-04
													2011-12	2011-12
LANGKOW, Scott	G	PHX /WPG	5	0	0	0	0	-	-	-	-	-	1995-96	1998-99
LARAQUE, Georges	RW	PHX	56	5	17	22	52	-	-	-	-	-	2006-07	2006-07
LAROSE, Guy	C	WPG	10	0	1	1	14	-	-	-	-	-	1988-89	1990-91
LAUEN, Mike	RW	WPG	3	0	1	1	0	-	-	-	-	-	1983-84	1983-84
LEACH, Stephen	RW	PHX	22	1	1	2	37	7	1	1	2	2	1998-99	1998-99
LEBLANC, John	RW	WPG	38	12	3	15	10	-	-	-	-	-	1991-92	1994-95
LECLERC, Mike	LW	PHX	35	9	12	21	29	-	-	-	-	-	2005-06	2005-06
LECUYER, Doug	LW	WPG	45	6	17	23	66	-	-	-	-	-	1980-81	1980-81
LEGGE, Barry	D	WPG	76	1	8	9	126	-	-	-	-	-	1980-81	1981-82
LEHOUX, Yanick	C	PHX	10	2	2	4	6	-	-	-	-	-	2005-06	2006-07
LEMA, Moe	LW	WPG	10	1	0	1	14	-	-	-	-	-	1988-89	1988-89
LEMIEUX, Claude	RW	PHX	164	32	49	81	158	5	0	0	0	2	2000-01	2002-03
LEMIEUX, Jocelyn	RW	PHX	32	4	3	7	27	2	0	0	0	4	1996-97	1997-98
LENEVEU, David	G	PHX	21	0	0	0	0	-	-	-	-	-	2005-06	2006-07
LEPISTO, Sami	D	PHX	117	5	17	22	97	7	1	0	1	6	2009-10	2010-11
LESSIO, Lucas	LW	ARI	29	2	3	5	10	-	-	-	-	-	2013-14	2015-16
LESUK, Bill	LW	WPG	49	0	1	1	43	-	-	-	-	-	1979-80	1979-80
LETOWSKI, Trevor	C	PHX	206	30	43	73	58	5	1	1	2	4	1998-99	2001-02
LEVIE, Craig	D	WPG	62	8	14	22	80	-	-	-	-	-	1981-82	1982-83



NAME	POS	TEAM	REGULAR SEASON					PLAYOFFS					FROM	TO
			GP	G	A	PTS	PIM	GP	G	A	PTS	PIM		
LEVINS, Scott	RW	PHX /WPG	11	0	1	1	23	-	-	-	-	-	1992-93	1992-93
													1997-98	1997-98
LINDSTROM, Joakim	LW	PHX	44	9	11	20	28	-	-	-	-	-	2008-09	2008-09
LINDSTROM, Willy	RW	WPG	288	98	91	189	106	4	2	1	3	2	1979-80	1982-83
LISIN, Enver	RW	PHX	78	18	10	28	46	-	-	-	-	-	2006-07	2008-09
LOMBARDI, Matthew	C	PHX	118	28	49	77	54	7	1	5	6	2	2008-09	2009-10
													2012-13	2012-13
LONG, Barry	D	WPG	70	6	19	25	46	-	-	-	-	-	1980-81	1981-82
LOUSTEL, Ron	G	WPG	1	0	0	0	0	-	-	-	-	-	1980-81	1980-81
LUKOWICH, Morris	LW	WPG	431	168	177	345	438	7	0	2	2	16	1979-80	1984-85
LUMME, Jyrki	D	PHX	192	19	74	93	122	12	0	2	2	8	1998-99	2000-01
LUNDHOLM, Bengt	LW	WPG	275	48	95	143	72	14	3	4	7	14	1981-82	1985-86
LUNDMARK, Jamie	C	PHX	38	5	13	18	36	-	-	-	-	-	2005-06	2005-06
MacDERMID, Paul	RW	WPG	172	32	42	74	379	7	0	2	2	8	1989-90	1991-92
MacIVER, Don	D	WPG	6	0	0	0	2	-	-	-	-	-	1979-80	1979-80
MACIVER, Norm	D	PHX /WPG	112	11	40	51	88	12	1	1	2	4	1995-96	1997-98
MacLEAN, Brett	LW	PHX	13	2	1	3	2	-	-	-	-	-	2010-11	2010-11
MacLEAN, Don	C	PHX	9	1	1	2	0	-	-	-	-	-	2006-07	2006-07
MacLEAN, Paul	RW	WPG	528	248	270	518	726	35	16	10	26	76	1981-82	1987-88
MALGUNAS, Stewart	D	WPG	29	0	1	1	32	-	-	-	-	-	1995-96	1995-96
MANERY, Kris	LW	WPG	63	19	13	32	30	-	-	-	-	-	1979-80	1980-81
MANN, Jimmy	RW	WPG	202	9	12	21	598	4	0	0	0	7	1979-80	1983-84
MANSON, Dave	D	PHX /WPG	205	14	59	73	559	6	2	1	3	30	1993-94	1996-97
MANTHA, Moe	D	WPG	318	31	125	156	203	16	5	10	15	18	1980-81	1983-84
													1989-90	1991-92
MARA, Paul	D	PHX	323	38	104	142	268	5	0	0	0	4	2000-01	2005-06
MARCHMENT, Bryan	D	WPG	37	2	4	6	121	-	-	-	-	-	1988-89	1990-91
MARKELL, John	LW	WPG	52	11	10	21	36	-	-	-	-	-	1979-80	1980-81
MARKOV, Danny	D	PHX	136	10	46	56	103	-	-	-	-	-	2001-02	2002-03
MAROIS, Mario	D	WPG	255	17	116	133	178	18	2	11	13	35	1985-86	1988-89
													1991-92	1991-92
MARSH, Peter	RW	WPG	81	16	25	41	68	-	-	-	-	-	1979-80	1980-81
MARTIN, Craig	RW	WPG	20	0	1	1	19	-	-	-	-	-	1994-95	1994-95
MARTIN, Tom	LW	WPG	24	2	0	2	91	3	0	0	0	2	1984-85	1986-87
MARTINOOK, Jordan	LW	ARI	89	9	16	25	18	-	-	-	-	-	2014-15	2015-16
MATTSSON, Markus	G	WPG	52	0	2	2	0	-	-	-	-	-	1979-80	1980-81
MAXWELL, Bryan	D	WPG	102	8	25	33	268	3	1	0	1	23	1981-82	1983-84
MAY, Brad	LW	PHX	154	24	30	54	234	5	0	0	0	0	2000-01	2002-03
McBAIN, Andrew	RW	WPG	408	101	129	230	421	24	5	7	12	39	1983-84	1988-89
McBEAN, Wayne	D	WPG	31	2	9	11	24	-	-	-	-	-	1993-94	1993-94
McCLELLAND, Kevin	RW	WPG	6	0	0	0	19	-	-	-	-	-	1993-94	1993-94
McCRIMMON, Brad	D	PHX	37	1	5	6	18	-	-	-	-	-	1996-97	1996-97
McFALL, Dan	D	WPG	9	0	1	1	0	-	-	-	-	-	1984-85	1985-86
McGINN, Tye	LW	ARI	18	1	1	2	10	-	-	-	-	-	2014-15	2014-15
McGRATTAN, Brian	RW	PHX	5	0	0	0	22	-	-	-	-	-	2008-09	2008-09
McKENNA, Mike	G	ARI	1	0	0	0	0	-	-	-	-	-	2014-15	2014-15
McKENZIE, Jim	LW	PHX /WPG	202	12	9	21	548	9	0	0	0	4	1995-96	1997-98
McLLWAIN, Dave	RW	WPG	143	40	38	78	108	7	0	1	1	2	1989-90	1991-92
McMILLAN, Brandon	C	ARI	72	3	6	9	20	-	-	-	-	-	2013-14	2014-15
McREYNOLDS, Brian	C	WPG	9	0	2	2	4	-	-	-	-	-	1989-90	1989-90
McTAVISH, Gord	C	WPG	10	1	3	4	2	-	-	-	-	-	1979-80	1979-80
MELROSE, Barry	D	WPG	92	5	7	12	164	-	-	-	-	-	1979-80	1980-81
MELAMETSA, Anssi	LW	WPG	27	0	3	3	2	-	-	-	-	-	1985-86	1985-86
MEYER, Freddy	D	PHX	5	0	0	0	0	-	-	-	-	-	2007-08	2007-08
MICHALEK, Zbynek	D	ARI	609	32	108	140	258	7	0	2	2	2	2005-06	2009-10
													2012-13	2014-15
													2015-16	2015-16
MIDDLEBROOK, Lindsay	G	WPG	24	0	0	0	0	-	-	-	-	-	1979-80	1980-81
MIELE, Andy	C	PHX	15	0	2	2	11	-	-	-	-	-	2011-12	2013-14
MIKULCHIK, Oleg	D	WPG	29	0	3	3	29	-	-	-	-	-	1993-94	1994-95
MILLS, Craig	RW	WPG	4	0	2	2	0	1	0	0	0	0	1995-96	1995-96
MIRONOV, Boris	D	WPG	65	7	22	29	96	-	-	-	-	-	1993-94	1993-94
MOFFAT, Lyle	LW	WPG	74	10	9	19	38	-	-	-	-	-	1979-80	1979-80
MONTOYA, Al	G	PHX	5	0	0	0	0	-	-	-	-	-	2008-09	2008-09
MOORE, John	D	ARI	19	1	4	5	11	-	-	-	-	-	2014-15	2014-15
MORE, Jayson	D	PHX	64	6	11	17	90	7	0	0	0	7	1996-97	1997-98
MORRIS, Derek	D	PHX	544	38	114	152	462	23	3	7	10	35	2003-04	2008-09
													2009-10	2013-14
MORRISON, Michael	G	PHX	4	0	0	0	0	-	-	-	-	-	2006-07	2006-07
MOSS, David	RW	ARI	184	17	37	54	63	-	-	-	-	-	2012-13	2014-15
MUELLER, Peter	C	PHX	207	39	68	107	64	-	-	-	-	-	2007-08	2009-10
MULHERN, Richard	D	WPG	19	0	4	4	14	-	-	-	-	-	1980-81	1980-81
MULLEN, Brian	LW	WPG	372	124	172	296	132	26	7	9	16	16	1982-83	1986-87



NAME	POS	TEAM	REGULAR SEASON					PLAYOFFS					FROM	TO
			GP	G	A	PTS	PIM	GP	G	A	PTS	PIM		
MUNI, Craig	D	WPG	25	1	3	4	37	6	0	1	1	2	1995-96	1995-96
MURLEY, Matt	LW	PHX	3	0	1	1	0	-	-	-	-	-	2007-08	2007-08
<b>MURPHY, Connor</b>	<b>D</b>	<b>ARI</b>	<b>181</b>	<b>11</b>	<b>21</b>	<b>32</b>	<b>100</b>	-	-	-	-	-	<b>2013-14</b>	<b>2015-16</b>
MURRAY, Garth	C	PHX	10	0	0	0	12	-	-	-	-	-	2008-09	2008-09
MURRAY, Rob	C	PHX / WPG	49	2	5	7	34	-	-	-	-	-	1991-92	1998-99
MURRAY, Troy	C	WPG	103	20	34	54	103	7	0	0	0	2	1991-92	1992-93
NAGY, Ladislav	LW	PHX	321	92	157	249	312	5	0	0	0	21	2000-01	2006-07
NASH, Tyson	LW	PHX	119	3	11	14	194	-	-	-	-	-	2003-04	2005-06
NAZAROV, Andrei	LW	PHX	122	10	5	15	311	3	0	0	0	2	2001-02	2003-04
NECKAR, Stan	D	PHX	130	4	11	15	109	11	0	1	1	4	1998-99	2000-01
NEDVED, Petr	C	PHX	25	2	9	11	34	-	-	-	-	-	2005-06	2005-06
NEUFELD, Ray	RW	WPG	249	61	66	127	388	18	6	3	9	46	1985-86	1988-89
NIKULIN, Alexander	C	PHX	1	0	0	0	0	-	-	-	-	-	2008-09	2008-09
NILL, Jim	RW	WPG	141	17	21	38	209	14	0	1	1	39	1984-85	1987-88
NOKELAINEN, Petteri	C	PHX	22	1	2	3	6	5	0	0	0	2	2009-10	2009-10
													2011-12	2011-12
NOLAN, Owen	RW	PHX	76	16	24	40	56	-	-	-	-	-	2006-07	2006-07
NOONAN, Brian	RW	PHX	7	0	0	0	0	5	0	2	2	4	1998-99	1998-99
NORWICH, Craig	D	WPG	70	10	35	45	36	-	-	-	-	-	1979-80	1979-80
NOVOSELTSEV, Ivan	RW	PHX	17	2	0	2	6	-	-	-	-	-	2003-04	2003-04
NUMMINEN, Teppo	D	PHX / WPG	1098	108	426	534	405	50	8	8	16	20	1988-89	2002-03
ODELEIN, Lyle	D	PHX	16	1	7	8	19	5	0	0	0	16	1999-00	1999-00
O'DONNELL, Sean	D	PHX	57	1	7	8	121	-	-	-	-	-	2005-06	2005-06
OLAUSSEN, Fredrik	D	WPG	496	86	249	335	196	35	4	13	17	12	1986-87	1993-94
OLCZYK, Eddie	C	WPG	214	95	106	201	235	12	3	3	6	10	1990-91	1992-93
													1994-95	1995-96
OLIVER, David	RW	PHX	9	1	0	1	2	-	-	-	-	-	1999-00	1999-00
O'NEILL, Mike	G	WPG	20	0	0	0	0	-	-	-	-	-	1991-92	1993-94
O'REILLY, Cal	C	PHX	22	2	3	5	2	-	-	-	-	-	2011-12	2011-12
OSBORNE, Mark	LW	WPG	80	12	20	32	124	-	-	-	-	-	1990-91	1991-92
OSIECKI, Mark	D	WPG	4	1	0	1	2	-	-	-	-	-	1992-93	1992-93
O'SULLIVAN, Patrick	C	PHX	23	2	2	4	2	-	-	-	-	-	2011-12	2011-12
PASLAWSKI, Greg	RW	WPG	114	27	40	67	24	7	1	3	4	0	1989-90	1990-91
PAYNTER, Kent	D	WPG	5	0	0	0	4	-	-	-	-	-	1991-92	1991-92
PEDERSON, Denis	C	PHX	19	1	1	2	20	5	0	2	2	0	2001-02	2001-02
PELLERIN, Scott	LW	PHX	23	0	1	1	8	-	-	-	-	-	2002-03	2002-03
PELLETIER, Jean-Marc	G	PHX	6	0	0	0	0	-	-	-	-	-	2002-03	2003-04
PENNEY, Steve	G	WPG	15	0	0	0	7	-	-	-	-	-	1986-87	1987-88
PERRAULT, Joel	C	PHX	78	12	14	26	68	-	-	-	-	-	2005-06	2009-10
PERREAULT, Yanic	C	PHX	49	19	14	33	30	-	-	-	-	-	2006-07	2006-07
PETIT, Michel	D	PHX	32	4	2	6	77	5	0	0	0	8	1997-98	1998-99
PICARD, Robert	D	WPG	160	20	43	63	158	11	2	2	4	20	1983-84	1985-86
PLANTERY, Mark	D	WPG	25	1	5	6	14	-	-	-	-	-	1980-81	1980-81
PLOTNIKOV, Sergei	LW	ARI	13	0	1	1	4	-	-	-	-	-	2015-16	2015-16
POESCHEK, Rudy	RW	WPG	5	0	0	0	22	-	-	-	-	-	1990-91	1991-92
POOLEY, Paul	RW	WPG	15	0	3	3	0	-	-	-	-	-	1984-85	1985-86
PORTER, Kevin	C	PHX	38	5	5	10	4	-	-	-	-	-	2008-09	2009-10
POULIOT, Marc-Antoine	C	PHX	13	0	4	4	2	8	1	1	2	2	2011-12	2011-12
PRUCHA, Petr	RW	PHX	109	15	18	33	33	7	1	2	3	4	2008-09	2010-11
PRUST, Brandon	RW	PHX	11	0	1	1	29	-	-	-	-	-	2008-09	2008-09
PYATT, Taylor	LW	PHX	223	39	34	73	89	27	6	3	9	4	2009-10	2011-12
QUINT, Deron	D	PHX / WPG	271	27	56	83	104	7	0	2	2	0	1995-96	1999-00
													2002-03	2002-03
QUINTAL, Stephane	D	WPG	124	14	35	49	197	-	-	-	-	-	1993-94	1994-95
RADIVOJEVIC, Branko	RW	PHX	150	25	31	56	103	1	0	0	0	2	2001-02	2003-04
RALPH, Brad	LW	PHX	1	0	0	0	0	-	-	-	-	-	2000-01	2000-01
RANHEIM, Paul	LW	PHX	40	3	4	7	10	-	-	-	-	-	2002-03	2002-03
REDDICK, Eldon	G	WPG	117	0	1	1	20	3	0	0	0	0	1986-87	1988-89
REESE, Dylan	D	ARI	1	0	0	0	0	-	-	-	-	-	2014-15	2014-15
REICHEL, Robert	C	PHX	13	7	6	13	4	7	1	3	4	2	1998-99	1998-99
REINPRECHT, Steven	C	PHX	231	51	92	143	82	-	-	-	-	-	2005-06	2008-09
REIRDEN, Todd	D	PHX	7	0	2	2	4	-	-	-	-	-	2003-04	2003-04
RENNBERG, Mikael	RW	PHX	10	2	4	6	2	5	1	2	3	4	1999-00	1999-00
RHEAUME, Pascal	C	PHX	1	0	0	0	0	-	-	-	-	-	2005-06	2005-06
RIBEIRO, Mike	C	PHX	80	16	31	47	52	-	-	-	-	-	2013-14	2013-14
RICCI, Mike	C	PHX	85	10	7	17	73	-	-	-	-	-	2005-06	2006-07
<b>RICHARDSON, Brad</b>	<b>C</b>	<b>ARI</b>	<b>82</b>	<b>11</b>	<b>20</b>	<b>31</b>	<b>46</b>	-	-	-	-	-	<b>2015-16</b>	<b>2015-16</b>
<b>RIEDER, Tobias</b>	<b>RW</b>	<b>ARI</b>	<b>154</b>	<b>27</b>	<b>31</b>	<b>58</b>	<b>24</b>	-	-	-	-	-	<b>2014-15</b>	<b>2015-16</b>
RILEY, Bill	RW	WPG	14	3	2	5	7	-	-	-	-	-	1979-80	1979-80
RIOUX, Gerry	RW	WPG	9	0	0	0	6	-	-	-	-	-	1979-80	1979-80
RIVERS, Jamie	D	PHX	18	0	5	5	26	-	-	-	-	-	2005-06	2005-06
ROCHE, Travis	D	PHX	50	6	13	19	22	-	-	-	-	-	2006-07	2006-07
ROENICK, Jeremy	C	PHX	454	152	227	379	596	18	9	9	18	18	1996-97	2006-07



NAME	POS	TEAM	REGULAR SEASON					PLAYOFFS					FROM	TO
			GP	G	A	PTS	PIM	GP	G	A	PTS	PIM		
ROMANIUK, Russ	LW	WPG	85	10	14	24	46	1	0	0	0	0	1991-92	1994-95
RONAN, Ed	RW	WPG	17	0	0	0	16	-	-	-	-	-	1995-96	1995-96
RONNING, Cliff	C	PHX	156	32	81	113	64	13	1	10	11	16	1996-97	1998-99
ROONEY, Steve	LW	WPG	86	9	9	18	274	13	1	0	1	67	1986-87	1987-88
ROUSSEL, Dominic	G	WPG	7	0	0	0	2	-	-	-	-	-	1995-96	1995-96
ROZSIVAL, Michal	D	PHX	87	4	15	19	54	19	0	0	0	4	2010-11	2011-12
RUNDBLAD, David	D	PHX	26	0	5	5	6	-	-	-	-	-	2011-12	2013-14
RUPP, Michael	C	PHX	7	0	1	1	6	-	-	-	-	-	2003-04	2005-06
SAFRONOV, Kirill	D	PHX	1	0	0	0	0	-	-	-	-	-	2001-02	2001-02
<b>SAMUELSSON, Henrik</b>	<b>LW</b>	<b>ARI</b>	<b>3</b>	<b>0</b>	<b>0</b>	<b>0</b>	<b>2</b>	<b>-</b>	<b>-</b>	<b>-</b>	<b>-</b>	<b>-</b>	<b>2014-15</b>	<b>2014-15</b>
SAMUELSSON, Philip	D	ARI	8	0	0	0	2	-	-	-	-	-	2014-15	2015-16
SANDERSON, Geoff	LW	PHX	75	25	21	46	58	-	-	-	-	-	2005-06	2005-06
SAPRYKIN, Oleg	LW	PHX	126	25	34	59	104	-	-	-	-	-	2005-06	2006-07
SAUER, Kurt	D	PHX	69	1	6	7	36	-	-	-	-	-	2008-09	2009-10
SAUVE, Philippe	G	PHX	5	0	0	0	0	-	-	-	-	-	2005-06	2005-06
SAVAGE, Brian	LW	PHX	134	24	29	53	66	5	0	0	0	0	2001-02	2003-04
SAVARD, Serge	D	WPG	123	6	21	27	55	7	0	0	0	4	1981-82	1982-83
SAWYER, Kevin	LW	PHX	3	0	0	0	12	-	-	-	-	-	1999-00	1999-00
SCATCHARD, Dave	C	PHX	93	14	17	31	156	-	-	-	-	-	2005-06	2006-07
SCHLEMKO, David	D	ARI	207	9	41	50	76	9	1	0	1	4	2008-09	2014-15
SCHOFIELD, Dwight	D	WPG	18	0	0	0	33	-	-	-	-	-	1987-88	1987-88
SCHNEIDER, Mathieu	D	PHX	8	0	4	4	4	3	1	0	1	0	2009-10	2009-10
SCOTT, John	LW	ARI	11	0	1	1	25	-	-	-	-	-	2015-16	2015-16
SEKAC, Jiri	LW	ARI	11	0	2	2	10	-	-	-	-	-	2015-16	2015-16
SELANNE, Teemu	RW	WPG	231	147	159	306	87	6	4	2	6	2	1992-93	1995-96
SELLECK, Eric	LW	ARI	1	0	0	0	5	-	-	-	-	-	2015-16	2015-16
SEIDENBERG, Dennis	D	PHX	66	2	11	13	30	-	-	-	-	-	2005-06	2006-07
SEPPA, Jyrki	D	WPG	13	0	2	2	6	-	-	-	-	-	1983-84	1983-84
SHANNON, Darrin	LW	PHX / WPG	451	77	149	226	328	31	6	7	13	30	1991-92	1997-98
SHANNON, Darryl	D	WPG	108	7	20	27	138	-	-	-	-	-	1993-94	1995-96
SHINNIMIN, Brendan	C	ARI	12	0	1	1	8	-	-	-	-	-	2014-15	2014-15
SHTALENKOV, Mikhail	G	PHX	19	0	3	3	2	-	-	-	-	-	1998-99	1999-00
SILK, Dave	RW	WPG	32	2	4	6	63	1	0	0	0	2	1985-86	1985-86
SILLINGER, Mike	C	PHX	60	8	6	14	54	-	-	-	-	-	2003-04	2003-04
SIMON, Jason	LW	PHX	1	0	0	0	0	-	-	-	-	-	1996-97	1996-97
SIMPSON, Todd	D	PHX	146	4	21	25	299	5	0	2	2	6	2000-01	2002-03
SJOBERG, Lars-Erik	D	WPG	79	7	27	34	48	-	-	-	-	-	1979-80	1979-80
SJOSTROM, Fredrik	RW	PHX	261	32	41	63	126	-	-	-	-	-	2003-04	2007-08
SKRIKO, Petri	LW	WPG	15	2	3	5	4	-	-	-	-	-	1991-92	1991-92
SLANEY, John	D	PHX	55	3	14	17	24	-	-	-	-	-	1997-98	1997-98
SMAIL, Doug	LW	WPG	691	189	208	397	466	41	9	2	11	49	1980-81	1990-91
SMITH, Gary	G	WPG	20	0	0	0	25	-	-	-	-	-	1979-80	1979-80
SMITH, Gord	D	WPG	13	0	0	0	8	-	-	-	-	-	1979-80	1979-80
<b>SMITH, Mike</b>	<b>G</b>	<b>ARI</b>	<b>257</b>	<b>1</b>	<b>7</b>	<b>8</b>	<b>42</b>	<b>16</b>	<b>0</b>	<b>1</b>	<b>1</b>	<b>14</b>	<b>2011-12</b>	<b>2015-16</b>
SMITH, Wyatt	C	PHX	54	3	7	10	13	-	-	-	-	-	1999-00	2001-02
SOETAERT, Doug	G	WPG	130	0	6	6	38	4	0	0	0	0	1981-82	1983-84
SPILLER, Matthew	D	PHX	59	0	1	1	67	-	-	-	-	-	2003-04	2005-06
SPRING, Don	D	WPG	259	1	54	55	80	6	0	0	0	10	1980-81	1983-84
STAFFORD, Garrett	D	PHX	2	0	0	0	0	-	-	-	-	-	2010-11	2010-11
STAMLER, Lorne	LW	WPG	62	8	7	15	12	-	-	-	-	-	1979-80	1979-80
STANIOWSKI, Ed	G	WPG	62	0	6	6	4	2	0	0	0	0	1981-82	1982-83
STAPLETON, Mike	C	PHX / WPG	253	28	39	67	143	26	1	0	1	37	1995-96	1998-99
STEEN, Anders	C	WPG	42	5	11	16	22	-	-	-	-	-	1980-81	1980-81
STEEN, Thomas	C	WPG	950	264	553	817	753	56	12	32	44	62	1981-82	1994-95
STEMPNIAK, Lee	RW	PHX	100	33	23	56	27	11	0	2	2	0	2009-10	2010-11
STEWART, Ryan	RW	WPG	3	1	0	1	0	-	-	-	-	-	1985-86	1985-86
<b>STONE, Michael</b>	<b>D</b>	<b>ARI</b>	<b>279</b>	<b>23</b>	<b>64</b>	<b>87</b>	<b>178</b>	<b>2</b>	<b>0</b>	<b>0</b>	<b>0</b>	<b>0</b>	<b>2011-12</b>	<b>2015-16</b>
STUTZEL, Mike	LW	PHX	9	0	0	0	0	-	-	-	-	-	2003-04	2003-04
SUCHY, Radoslav	D	PHX	372	12	51	63	74	10	1	1	2	0	1999-00	2003-04
SULLIVAN, Mike	C	PHX	256	13	20	33	66	10	0	1	1	2	1998-99	2001-02
SULLIVAN, Peter	C	WPG	126	28	54	82	40	-	-	-	-	-	1979-80	1980-81
SULLIVAN, Steve	LW	PHX	33	5	7	12	20	-	-	-	-	-	2012-13	2012-13
SUMMERS, Chris	D	ARI	64	2	7	9	47	-	-	-	-	-	2010-11	2014-15
SYKES, Phil	LW	WPG	170	25	18	43	157	11	0	1	1	9	1989-90	1991-92
SZWARZ, Jordan	RW	ARI	35	4	0	4	21	-	-	-	-	-	2013-14	2014-15
TABARACCI, Rick	G	WPG	61	0	2	2	22	7	0	0	0	0	1990-91	1992-93
TAFPE, Jeff	C	PHX	98	15	13	28	26	-	-	-	-	-	2002-03	2006-07
TAGLIANETTI, Peter	D	WPG	207	10	37	47	604	14	1	1	2	20	1984-85	1989-90
TANABE, David	D	PHX	66	5	11	16	30	-	-	-	-	-	2003-04	2005-06
TANGUAY, Alex	C	ARI	18	4	9	13	8	-	-	-	-	-	2015-16	2015-16
TELLQVIST, Mikael	G	PHX	67	0	2	2	2	-	-	-	-	-	2006-07	2008-09
THOMAS, Bill	RW	PHX	40	9	8	17	10	-	-	-	-	-	2005-06	2007-08
THOMAS, Christian	LW	ARI	1	0	0	0	0	-	-	-	-	-	2015-16	2015-16





NAME	POS	TEAM	REGULAR SEASON					PLAYOFFS					FROM	TO
			GP	G	A	PTS	PIM	GP	G	A	PTS	PIM		
THOMPSON, Brent	D	PHX/WPG	40	0	1	1	106	-	-	-	-	-	1994-95	1996-97
TIKHONOV, Viktor	LW	ARI	100	11	11	22	34	-	-	-	-	-	2008-09	2008-09
													2015-16	2015-16
TILEY, Brad	D	PHX	9	0	0	0	0	1	0	0	0	0	1997-98	1998-99
<b>TINORDI, Jarred</b>	<b>D</b>	<b>ARI</b>	<b>7</b>	<b>0</b>	<b>0</b>	<b>0</b>	<b>12</b>	-	-	-	-	-	<b>2015-16</b>	<b>2015-16</b>
TJARNQVIST, Mathias	LW	PHX	104	9	11	20	36	-	-	-	-	-	2006-07	2007-08
TKACHUK, Keith	LW	PHX /WPG	640	323	300	623	1508	44	19	9	28	100	1991-92	2000-01
TOCCHET, Rick	RW	PHX	213	64	66	130	371	13	6	5	11	33	1997-98	1999-00
TOMALTY, Glenn	LW	WPG	1	0	0	0	0	-	-	-	-	-	1979-80	1979-80
TOMLINSON, Dave	C	WPG	31	1	3	4	24	-	-	-	-	-	1993-94	1993-94
TORDJMAN, Josh	G	PHX	2	0	0	0	0	-	-	-	-	-	2008-09	2008-09
TORRES, Raffi	LW	PHX	107	20	18	38	96	3	1	1	2	2	2011-12	2012-13
TRIMPER, Tim	LW	WPG	140	23	23	46	138	1	0	0	0	0	1980-81	1983-84
TRUDEL, Jean-Guy	LW	PHX	4	0	0	0	2	-	-	-	-	-	1999-00	2001-02
TURCOTTE, Alfie	C	WPG	17	1	3	4	2	-	-	-	-	-	1987-88	1988-89
TURCOTTE, Darren	C	WPG	59	16	16	32	26	-	-	-	-	-	1995-96	1995-96
TURRIS, Kyle	C	PHX	137	19	27	46	43	4	1	2	3	2	2007-08	2011-12
TURNBULL, Perry	C	WPG	172	43	57	100	357	12	0	2	2	47	1984-85	1986-87
TVERDOVSKY, Oleg	D	PHX /WPG	241	24	83	107	80	25	0	11	11	6	1995-96	1998-99
ULANOV, Igor	D	WPG	176	5	43	48	385	11	0	0	0	43	1991-92	1994-95
UPSHALL, Scottie	LW	PHX	129	42	30	72	118	-	-	-	-	-	2008-09	2010-11
VAANANEN, Ossi	D	PHX	291	10	35	45	333	5	0	0	0	6	2000-01	2003-04
VANDERMEER, Jim	D	PHX	62	4	8	12	60	0	0	0	0	0	2009-10	2009-10
VANDERMEER, Pete	LW	PHX	2	0	0	0	0	-	-	-	-	-	2007-08	2007-08
VASILYEV, Andrei	LW	PHX	1	0	0	0	0	-	-	-	-	-	1998-99	1998-99
VEISOR, Mike	G	WPG	8	0	0	0	0	1	0	0	0	0	1983-84	1983-84
VERMETTE, Antoine	C	ARI	291	70	79	149	223	16	5	5	10	24	2011-12	2014-15
													2015-16	2015-16
VISENTIN, Mark	G	PHX	1	0	0	0	0	-	-	-	-	-	2013-14	2013-14
VISHEAU, Mark	D	WPG	1	0	0	0	0	-	-	-	-	-	1993-94	1993-94
VITOLINSH, Harijs	C	WPG	8	0	0	0	4	-	-	-	-	-	1993-94	1993-94
VITALE, Joe	C	ARI	71	3	6	9	41	-	-	-	-	-	2014-15	2015-16
<b>VRBATA, Radim</b>	<b>RW</b>	<b>PHX</b>	<b>428</b>	<b>137</b>	<b>151</b>	<b>288</b>	<b>118</b>	<b>27</b>	<b>6</b>	<b>8</b>	<b>14</b>	<b>12</b>	<b>2007-08</b>	<b>2007-08</b>
													2009-10	2013-14
WAITE, Jimmy	G	PHX	33	0	0	0	4	4	0	0	0	0	1997-98	1998-99
WAKALUK, Darcy	G	PHX	16	0	1	1	4	-	-	-	-	-	1996-97	1996-97
WARRINER, Todd	LW	PHX	18	0	3	3	8	-	-	-	-	-	2001-02	2001-02
WATKINS, Matt	RW	PHX	1	0	0	0	0	-	-	-	-	-	2011-12	2011-12
WATTERS, Tim	D	WPG	438	21	101	122	760	28	1	2	3	49	1981-82	1987-88
WELLER, Craig	RW	PHX	59	3	8	11	80	-	-	-	-	-	2007-08	2007-08
WESTRUM, Erik	C	PHX	15	1	1	2	20	-	-	-	-	-	2003-04	2003-04
WHEELDON, Simon	C	WPG	4	0	0	0	4	-	-	-	-	-	1990-91	1990-91
WHELTON, Bill	D	WPG	2	0	0	0	0	-	-	-	-	-	1980-81	1980-81
WHITNEY, Ray	LW	PHX	157	41	93	134	52	20	3	7	10	12	2010-11	2011-12
WILKINSON, Neil	D	WPG	61	2	8	10	108	-	-	-	-	-	1994-95	1995-96
WILSON, Landon	RW	PHX	183	32	36	68	180	4	0	0	0	12	2000-01	2003-04
WILSON, Ron	C	WPG	536	75	134	209	236	23	7	6	13	6	1979-80	1987-88
WINNIK, Daniel	LW	PHX	202	18	34	52	100	7	0	0	0	0	2007-08	2009-10
WOLSKI, Wojtek	LW	PHX	54	12	22	34	16	7	4	1	5	0	2009-10	2010-11
YANDLE, Keith	D	ARI	558	65	246	311	372	27	3	16	19	14	2006-07	2014-15
YIP, Brandon	RW	PHX	2	0	0	0	0	-	-	-	-	-	2013-14	2013-14
YLONEN, Juha	C	PHX	261	22	65	87	80	3	0	2	2	2	1996-97	2000-01
YONKMAN, Nolan	D	PHX	16	0	1	1	39	-	-	-	-	-	2010-11	2010-11
YORK, Mike	LW	PHX	63	6	8	14	4	-	-	-	-	-	2007-08	2007-08
YOUNG, Tim	RW	WPG	44	15	19	34	25	1	0	1	1	0	1983-84	1983-84
YSEBAERT, Paul	C	WPG	60	9	18	27	18	-	-	-	-	-	1993-94	1993-94
ZHAMNOV, Alexei	C	WPG	235	103	164	267	205	12	2	3	5	10	1992-93	1995-96
ZIGOMANIS, Mike	C	PHX	108	16	10	26	52	-	-	-	-	-	2006-07	2007-08



GOALTENDER	TEAM	GP	MIN	GA	S	GAA	SV%	W-L-T-OT	FROM	TO
AEBISCHER, David	PHX	1	60	3	0	3.00	.909	0-1-0	2007-08	2007-08
AULD, Alex	PHX	9	508	30	1	3.54	.880	3-6-0	2007-08	2007-08
BEAUREGARD, Stephane	WPG	74	3600	209	2	3.48	.885	16-30-11	1989-90	1991-92
									1993-94	1993-94
BEHREND, Marc	WPG	38	1946	160	1	4.93	.844	12-19-2	1983-84	1985-86
BERTHIAUME, Daniel	WPG	120	6598	399	5*	3.63	.876	50-45-13	1986-87	1989-90
BIERK, Zac	PHX	20	1074	44	1	2.46	.924	4-10-3	2002-03	2003-04
BOUCHARD, Dan	WPG	32	1696	107	2	3.79	.865	11-14-2	1985-86	1985-86
BOUCHER, Brian	PHX	96	5420	269	5	2.98	.898	28-45-18-0	2002-03	2005-06
BRYZGALOV, Ilya	PHX	257	15070	639	21	2.53	.919	130-93-27	2007-08	2010-11
BURKE, Sean	PHX	211	12348	491	15	2.39	.919	97-78-29	1999-00	2003-04
CHEVELDAE, Tim	WPG	74	4054	260	1	3.85	.884	21-42-7	1993-94	1995-96
CHEVRIER, Alain	WPG	22	1092	78	1	4.29	.859	8-8-2	1988-89	1988-89
CLIMIE, Matt	PHX	1	32	1	0	1.88	.938	0-0-0	2010-11	2010-11
DesROCHERS, Patrick	PHX	9	418	26	0	3.73	.861	1-5-1	2001-02	2002-03
DION, Michel	WPG	14	757	61	0	4.83	.864	3-6-3	1980-81	1980-81
<b>DOMINGUE, Louis</b>	<b>ARI</b>	<b>46</b>	<b>2514</b>	<b>115</b>	<b>2</b>	<b>2.74</b>	<b>.912</b>	<b>16-20-6</b>	<b>2014-15</b>	<b>2015-16</b>
DRAPER, Tom	WPG	9	513	41	0	4.80	.824	3-5-0	1988-89	1989-90
									1995-96	1995-96
DUBNYK, Devan	ARI	19	1034	47	1	2.72	.916	9-5-2	2014-15	2014-15
DUFFUS, Parris	PHX	1	29	1	0	2.07	.875	0-0-0	1996-97	1996-97
ESCHE, Robert	PHX	58	3033	150	3	2.97	.897	18-24-6	1998-99	2001-02
ESSENSA, Bob	PHX /WPG	311	17244	955	15	3.32	.894	129-124-35	1988-89	1993-94
									1999-00	1999-00
GREISS, Thomas	PHX	25	1312	50	2	2.29	.920	10-8-5	2013-14	2013-14
HAMEL, Pierre	WPG	64	3570	258	0	4.34	.869	12-39-7	1979-80	1980-81
HAYWARD, Brian	WPG	165	9172	654	1	4.28	.865	63-75-17	1982-83	1985-86
HOLDEN, Mark	WPG	4	213	15	0	4.23	.856	2-0-0	1984-85	1984-85
HRIVNAK, Jim	WPG	3	180	13	0	4.33	.865	2-1-0	1992-93	1992-93
JABLONSKI, Pat	PHX	2	59	2	0	2.03	.917	0-1-0	1996-97	1996-97
JOHNSON, Chad	PHX	4	247	5	1	1.21	.954	2-0-2	2012-13	2012-13
JOHNSON, Brent	PHX	8	486	21	0	2.59	.914	1-6-1	2003-04	2003-04
JOSEPH, Curtis	PHX	115	6417	325	8	3.04	.898	50-52-5	2005-06	2006-07
KHABIBULIN, Nikolai	PHX/WPG	284	16030	735	21	2.75	.908	126-113-30	1994-95	1998-99
LABARBERA, Jason	PHX	68	3552	156	2	2.64	.918	22-26-9	2009-10	2012-13
LANGKOW, Scott	PHX /WPG	5	178	13	0	4.38	.835	0-1-1	1995-96	1998-99
LeNEVEU, David	PHX	21	1047	59	0	3.38	.894	5-9-0	2005-06	2006-07
LINDBACK, Anders	ARI	19	906	47	0	3.11	.894	5-7-1	2015-16	2015-16
LOUSTEL, Ron	WPG	1	60	10	0	10.00	.804	0-1-0	1980-81	1980-81
MATTSSON, Markus	WPG	52	2907	193	3	3.98	.875	8-32-4	1979-80	1980-81
McELHINNEY, Curtis	PHX	1	72	2	0	1.67	.944	1-0-0	2011-12	2011-12
MCKENNA, Mike	ARI	1	60	5	0	5.00	.853	0-1-0	2014-15	2014-15
MIDDLEBROOK, Lindsay	WPG	24	1233	105	0	5.11	.856	2-17-3	1979-80	1980-81
MONTOYA, Al	PHX	5	259	9	1	2.08	.925	3-1-0	2008-09	2008-09
MORRISON, Mike	PHX	4	127	13	0	6.14	.790	0-3-0	2006-07	2006-07
O'NEILL, Michael	WPG	20	824	58	0	4.22	.863	0-9-2	1991-92	1993-94
PELLETIER, Jean-Marc	PHX	6	294	18	0	3.67	.864	1-3-0	2002-03	2003-04
PENNEY, Steve	WPG	15	712	55	0	4.63	.828	3-8-2	1986-87	1987-88
REDDICK, Eldon	WPG	117	6358	395	1*	3.73	.873	41-51-14	1986-87	1988-89
ROUSSEL, Dominic	WPG	7	285	16	0	3.37	.881	2-2-0	1995-96	1995-96
SAUVE, Philippe	PHX	5	187	17	0	5.45	.867	0-4-0-0	2005-06	2005-06
SHTALENKOV, Mikhail	PHX	19	1147	45	2	2.35	.905	8-8-3	1998-99	1999-00
SMITH, Gary	WPG	20	1073	73	0	4.08	.873	4-11-4	1979-80	1979-80
<b>SMITH, Mike</b>	<b>PHX/ARI</b>	<b>257</b>	<b>14778</b>	<b>651</b>	<b>19</b>	<b>2.64</b>	<b>.916</b>	<b>109-106-32</b>	<b>2011-12</b>	<b>2015-16</b>
SOETAERT, Doug	WPG	130	7226	511	2	4.24	.869	50-48-21	1981-82	1983-84
STANIOWSKI, Ed	WPG	63	3510	247	2	4.22	.866	24-27-6	1981-82	1983-84
TABARACCI, Rick	WPG	61	3018	193	1	3.84	.874	15-26-7	1990-91	1992-93
TELLQVIST, Mikael	PHX	67	3613	184	4	3.06	.897	27-24-6	2006-07	2008-09
TORDJMAN, Josh	PHX	2	118	8	0	4.07	.871	0-2-0	2008-09	2008-09
TREUTLE, Niklas	ARI	2	49	5	0	6.00	.750	0-1-0	2015-16	2015-16
VEISOR, Mike	WPG	8	420	26	0	3.71	.849	4-1-2	1983-84	1983-84
VISENTIN, Mark	PHX	1	58	3	0	3.05	.906	0-1-0	2013-14	2013-14
WAITE, Jimmy	PHX	33	1691	69	2	2.45	.903	11-11-5	1997-98	1998-99
WAKALUK, Darcy	PHX	16	782	39	1	2.99	.899	8-3-1	1996-97	1996-97

\*Daniel Berthiaume and Eldon Reddick shared one shutout during the 1986-87 season

NOTE: Starting in 2005-06, goaltenders can no longer earn ties but losses in overtime or a shootout count in the OT column.

## 20-49-11 (51 points), 5th Smythe Division

PLAYER	GP	G	A	PTS	PIM	PLAYER	GP	G	A	PTS	PIM
Morris Lukowich	78	35	39	74	77	Hilliard Graves	35	1	5	6	15
Peter Sullivan	79	24	35	59	20	Bill Riley	14	3	2	5	7
Ron Wilson	79	21	36	57	28	Gord McTavish	10	1	3	4	2
Willy Lindstrom	79	23	26	49	20	Dave Hoyda	15	1	1	2	35
Craig Norwich	70	10	35	45	36	John Bethel	17	0	2	2	4
Peter Marsh	57	18	20	38	59	Pierre Hamel	35	0	2	2	10
Lars Erik Sjöberg	79	7	27	34	48	Pat Daley	5	1	0	1	4
Jude Drouin	78	8	16	24	50	Bob Guindon	6	0	1	1	0
Scott Campbell	63	3	17	20	136	Bill Lesuk	49	0	1	1	43
Lyle Moffat	74	10	9	19	38	Glenn Tomalty	1	0	0	0	0
Dave Christian	15	8	10	18	2	Larry Hopkins	5	0	0	0	0
John Markell	38	10	7	17	21	Don MacIver	6	0	0	0	2
Lorne Stamler	62	8	7	15	12	Gerry Rioux	9	0	0	0	6
Al Cameron	63	3	11	14	72	Lindsay Middlebrook	10	0	0	0	0
Ross Cory	46	2	9	11	32	Gord Smith	13	0	0	0	8
*Kris Manery	16	6	4	10	6	Wayne Dillon	13	0	0	0	2
#Bobby Hull	18	4	6	10	0	Mike Amodeo	19	0	0	0	2
Barry Melrose	74	4	6	10	124	Gary Smith	20	0	0	0	25
Jimmy Mann	72	3	5	8	287	Markus Mattsson	21	0	0	0	2

GOALTENDER	GP	MIN	GAA	W-L-T	SO	GA	SA	SV%
Markus Mattsson	21	1200	3.25	5-11-4	2	65	579	.888
Pierre Hamel	35	1947	4.01	9-19-3	0	130	1052	.876
Gary Smith	20	1073	4.08	4-11-4	0	73	574	.873
Lindsay Middlebrook	10	580	4.14	2-8-0	0	40	325	.877

\* - Acquired during season # - Relocated during season

#	DATE	H/R	OPPONENT	SCORE	RES	RECORD	PTS	#	DATE	H/R	OPPONENT	SCORE	RES	RECORD	PTS
1	OCT. 10	@	Pittsburgh	4-2	L	0-1-0	0	41	JAN. 8	@	Atlanta	2-0	L	12-24-5	29
2	OCT. 11	@	Boston	4-0	L	0-2-0	0	42	JAN. 10	@	Philadelphia	5-4	L	12-25-5	29
3	OCT. 14		COLORADO	4-2	W	1-2-0	2	43	JAN. 12		NY RANGERS	3-0	L	12-26-5	29
4	OCT. 17		DETROIT	5-1	L	1-3-0	2	44	JAN. 13		LOS ANGELES	5-3	W	13-26-5	31
5	OCT. 19		MINNESOTA	3-2	W	2-3-0	4	45	JAN. 15	@	NY Islanders	5-2	L	13-27-5	31
6	OCT. 20	@	Colorado	4-1	L	2-4-0	4	46	JAN. 16	@	NY Rangers	4-1	L	13-28-5	31
7	OCT. 24	@	Chicago	4-0	L	2-5-0	4	47	JAN. 18		DETROIT	5-0	L	13-29-5	31
8	OCT. 26		BOSTON	3-2	W	3-5-0	6	48	JAN. 21	@	Hartford	7-2	L	13-30-5	31
9	OCT. 28		ST. LOUIS	2-2	T	3-5-1	7	49	JAN. 22	@	Washington	5-4	L	13-31-5	31
10	OCT. 31	@	Quebec	5-2	W	4-5-1	9	50	JAN. 25		PHILADELPHIA	5-4	L	13-32-5	31
11	NOV. 2		WASHINGTON	1-1	T	4-5-2	10	51	JAN. 27		ST. LOUIS	6-6	T	13-32-6	32
12	NOV. 4		NY ISLANDERS	4-4	T	4-5-3	11	52	JAN. 29	@	Los Angeles	7-3	W	14-32-6	34
13	NOV. 6	@	Atlanta	8-0	L	4-6-3	11	53	FEB. 1	@	Edmonton	9-2	L	14-33-6	34
14	NOV. 7	@	Washington	6-3	L	4-7-3	11	54	FEB. 2	@	Colorado	2-2	T	14-33-7	35
15	NOV. 10		TORONTO	8-4	L	4-8-3	11	55	FEB. 8		WASHINGTON	6-3	L	14-34-7	35
16	NOV. 14		HARTFORD	3-2	W	5-8-3	13	56	FEB. 10		EDMONTON	2-2	T	14-34-8	36
17	NOV. 16		QUEBEC	3-2	L	5-9-3	13	57	FEB. 12	@	NY Islanders	0-0	T	14-34-9	37
18	NOV. 18		PITTSBURGH	3-2	L	5-10-3	13	58	FEB. 14	@	Philadelphia	5-1	L	14-35-9	37
19	NOV. 21	@	NY Rangers	6-4	W	6-10-3	15	59	FEB. 15	@	Hartford	5-4	L	14-36-9	37
20	NOV. 22	@	Montreal	7-0	L	6-11-3	15	60	FEB. 17		QUEBEC	6-5	W	15-36-9	39
21	NOV. 24		VANCOUVER	5-3	W	7-11-3	17	61	FEB. 20	@	Buffalo	4-3	L	15-37-9	39
22	NOV. 27	@	Los Angeles	5-3	L	7-12-3	17	62	FEB. 21	@	Montreal	3-0	L	15-38-9	39
23	NOV. 28	@	Vancouver	4-2	L	7-13-3	17	63	FEB. 23		TORONTO	9-3	L	15-39-9	39
24	DEC. 1	@	Minnesota	4-4	T	7-13-4	18	64	FEB. 27	@	Pittsburgh	3-2	L	15-40-9	39
25	DEC. 2		NY ISLANDERS	4-0	L	7-14-4	18	65	FEB. 29		VANCOUVER	3-3	T	15-40-10	40
26	DEC. 4	@	St. Louis	4-2	W	8-14-4	20	66	MAR. 2		CHICAGO	3-2	L	15-41-10	40
27	DEC. 5	@	Detroit	6-4	L	8-15-4	20	67	MAR. 4	@	Vancouver	2-1	L	15-42-10	40
28	DEC. 7		EDMONTON	8-3	W	9-15-4	22	68	MAR. 9		ATLANTA	5-2	L	15-43-10	40
29	DEC. 9		ATLANTA	5-4	L	9-16-4	22	69	MAR. 12		BUFFALO	3-3	T	15-43-11	41
30	DEC. 12	@	Quebec	5-0	L	9-17-4	22	70	MAR. 14		MONTREAL	4-3	L	15-44-11	41
31	DEC. 15		MONTREAL	6-2	W	10-17-4	24	71	MAR. 16	@	Detroit	6-2	W	16-44-11	43
32	DEC. 16	@	Edmonton	4-3	W	11-17-4	26	72	MAR. 19	@	Toronto	9-1	L	16-45-11	43
33	DEC. 19		BUFFALO	3-2	L	11-18-4	26	73	MAR. 21		NY RANGERS	4-2	W	17-45-11	45
34	DEC. 21		CHICAGO	4-1	W	12-18-4	28	74	MAR. 23		PITTSBURGH	4-2	L	17-46-11	45
35	DEC. 26	@	Minnesota	6-0	L	12-19-4	28	75	MAR. 26		HARTFORD	7-0	W	18-46-11	47
36	DEC. 28		PHILADELPHIA	5-3	L	12-20-4	28	76	MAR. 28		MINNESOTA	2-1	L	18-47-11	47
37	DEC. 29	@	Toronto	6-1	L	12-21-4	28	77	MAR. 30	@	Boston	3-1	L	18-48-11	47
38	DEC. 31	@	Buffalo	6-2	L	12-22-4	28	78	APR. 2	@	Chicago	5-2	W	19-48-11	49
39	JAN. 4		BOSTON	2-1	L	12-23-4	28	79	APR. 5	@	St. Louis	6-0	L	19-49-11	49
40	JAN. 6		LOS ANGELES	4-4	T	12-23-5	29	80	APR. 6		COLORADO	3-2	W	20-49-11	51



## 9-57-14 (32 points), 6th Smythe Division

PLAYER	GP	G	A	PTS	PIM
Dave Christian	80	28	43	71	22
Morris Lukowich	80	33	34	67	90
Norm Dupont	80	27	26	53	8
Ron Wilson	77	18	33	51	55
Daniel Geoffrion	78	20	26	46	82
Dave Babych	69	6	38	44	90
Willy Lindstrom	72	22	13	35	45
Tim Trimper	56	15	14	29	28
Rick Bowness	45	8	17	25	45
Moe Mantha	58	2	23	25	35
*Doug Lecuyer	45	6	17	23	66
Barry Long	65	6	17	23	42
Peter Sullivan	47	4	19	23	20
Kris Manery	47	13	9	22	24
Don Spring	80	1	18	19	18
Doug Smail	30	10	8	18	45
Anders Steen	42	5	11	16	22
#Peter Marsh	24	6	7	13	9
*Rick Dudley	30	5	5	10	28
Jimmy Mann	37	3	3	6	105
Mark Plantery	25	1	5	6	14

GOALTENDER	GP	MIN	GAA	W-L-T	SO	GA	SA	SV%
Markus Mattsson	31	1707	4.50	3-21-4	1	128	965	.867
Pierre Hamel	29	1623	4.73	3-20-4	0	128	925	.862
*Michel Dion	14	757	4.83	3-6-3	0	61	447	.864
Lindsay Middlebrook	14	653	5.97	0-9-3	0	65	405	.840
Ron Loustel	1	60	10.00	0-1-0	0	10	51	.804

\* - Acquired during season # - Relocated during season

PLAYER	GP	G	A	PTS	PIM
Barry Legge	38	0	6	6	69
Scott Campbell	14	1	4	5	55
#Tom Bladon	9	0	5	5	10
John Markell	14	1	3	4	15
Rick Mulhern	19	0	4	4	14
Murray Eaves	12	1	2	3	5
Al Cameron	29	1	2	3	21
#Barry Melrose	18	1	1	2	40
Sandy Beadle	6	1	0	1	2
Dave Hoyda	9	1	0	1	7
Ross Cory	5	0	1	1	9
Pierre Hamel	29	0	1	1	4
Markus Mattsson	31	0	1	1	2
Dave Chartier	1	0	0	0	0
Ron Loustel	1	0	0	0	0
Bill Whelton	2	0	0	0	0
Jude Drouin	7	0	0	0	4
Pat Daley	7	0	0	0	9
*Michel Dion	14	0	0	0	2
Lindsay Middlebrook	14	0	0	0	0

#	DATE	H/R OPPONENT	SCORE	RES	RECORD	PTS
1	OCT. 10	@ Washington	4-1	L	0-1-0	0
2	OCT. 11	@ Pittsburgh	5-4	L	0-2-0	0
3	OCT. 17	CHICAGO	6-2	W	1-2-0	2
4	OCT. 19	QUEBEC	4-4	T	1-2-1	3
5	OCT. 22	@ Buffalo	7-4	L	1-3-1	3
6	OCT. 25	@ Minnesota	4-1	L	1-4-1	3
7	OCT. 26	BOSTON	7-7	T	1-4-2	4
8	OCT. 29	@ Chicago	8-4	L	1-5-2	4
9	OCT. 31	PITTSBURGH	6-5	L	1-6-2	4
10	NOV. 2	WASHINGTON	4-4	T	1-6-3	5
11	NOV. 5	CALGARY	5-5	T	1-6-4	6
12	NOV. 7	EDMONTON	4-2	L	1-7-4	6
13	NOV. 9	TORONTO	7-4	L	1-8-4	6
14	NOV. 12	@ Quebec	5-1	L	1-9-4	6
15	NOV. 13	@ Boston	5-5	T	1-9-5	7
16	NOV. 16	MONTREAL	5-1	L	1-10-5	7
17	NOV. 18	@ Vancouver	6-1	L	1-11-5	7
18	NOV. 19	@ Los Angeles	7-2	L	1-12-5	7
19	NOV. 21	BUFFALO	4-2	L	1-13-5	7
20	NOV. 23	@ Philadelphia	3-1	L	1-14-5	7
21	NOV. 24	@ NY Islanders	4-4	T	1-14-6	8
22	NOV. 26	@ Hartford	8-4	L	1-15-6	8
23	NOV. 28	ST. LOUIS	1-1	T	1-15-7	9
24	NOV. 30	CALGARY	4-1	L	1-16-7	9
25	DEC. 3	NY RANGERS	4-3	L	1-17-7	9
26	DEC. 4	@ Calgary	3-1	L	1-18-7	9
27	DEC. 6	@ St. Louis	5-2	L	1-19-7	9
28	DEC. 10	HARTFORD	8-5	L	1-20-7	9
29	DEC. 13	@ Minnesota	4-3	L	1-21-7	9
30	DEC. 14	NY ISLANDERS	5-4	L	1-22-7	9
31	DEC. 16	@ NY Islanders	6-2	L	1-23-7	9
32	DEC. 17	@ NY Rangers	8-2	L	1-24-7	9
33	DEC. 20	@ St. Louis	5-2	L	1-25-7	9
34	DEC. 23	COLORADO	5-4	W	2-25-7	11
35	DEC. 26	MINNESOTA	5-3	L	2-26-7	11
36	DEC. 28	DETROIT	4-3	L	2-27-7	11
37	DEC. 31	WASHINGTON	5-3	L	2-28-7	11
38	JAN. 2	PHILADELPHIA	4-3	W	3-28-7	13
39	JAN. 5	BOSTON	4-1	L	3-29-7	13
40	JAN. 7	@ Toronto	8-2	W	4-29-7	15

#	DATE	H/R OPPONENT	SCORE	RES	RECORD	PTS
41	JAN. 9	VANCOUVER	4-4	T	4-29-8	16
42	JAN. 10	HARTFORD	5-3	L	4-30-8	16
43	JAN. 13	@ Quebec	3-3	T	4-30-9	17
44	JAN. 15	@ Montreal	7-3	L	4-31-9	17
45	JAN. 17	@ Calgary	4-2	L	4-32-9	17
46	JAN. 18	TORONTO	5-4	L	4-33-9	17
47	JAN. 21	NY RANGERS	5-1	W	5-33-9	19
48	JAN. 23	@ Colorado	2-2	T	5-33-10	20
49	JAN. 27	@ Washington	4-3	L	5-34-10	20
50	JAN. 29	@ Boston	7-6	L	5-35-10	20
51	JAN. 31	@ Toronto	2-0	W	6-35-10	22
52	FEB. 1	@ Buffalo	4-0	L	6-36-10	22
53	FEB. 4	PITTSBURGH	3-2	L	6-37-10	22
54	FEB. 6	@ Edmonton	10-4	L	6-38-10	22
55	FEB. 8	@ Chicago	9-1	L	6-39-10	22
56	FEB. 12	@ NY Rangers	8-6	L	6-40-10	22
57	FEB. 15	QUEBEC	4-3	W	7-40-10	24
58	FEB. 17	@ Detroit	6-4	L	7-41-10	24
59	FEB. 18	@ Hartford	3-3	T	7-41-11	25
60	FEB. 20	MINNESOTA	5-3	L	7-42-11	25
61	FEB. 21	EDMONTON	5-1	L	7-43-11	25
62	FEB. 25	@ Pittsburgh	4-3	L	7-44-11	25
63	FEB. 27	PHILADELPHIA	6-3	L	7-45-11	25
64	MAR. 1	DETROIT	4-4	T	7-45-12	26
65	MAR. 4	@ Montreal	9-3	L	7-46-12	26
66	MAR. 5	@ Philadelphia	10-1	L	7-47-12	26
67	MAR. 7	MONTREAL	4-2	W	8-47-12	28
68	MAR. 8	LOS ANGELES	4-1	L	8-48-12	28
69	MAR. 11	NY ISLANDERS	6-3	L	8-49-12	28
70	MAR. 13	BUFFALO	5-2	L	8-50-12	28
71	MAR. 15	CHICAGO	8-2	L	8-51-12	28
72	MAR. 18	COLORADO	4-3	W	9-51-12	30
73	MAR. 21	@ Detroit	5-4	L	9-52-12	30
74	MAR. 22	LOS ANGELES	7-5	L	9-53-12	30
75	MAR. 27	VANCOUVER	10-2	L	9-54-12	30
76	MAR. 29	@ Colorado	2-1	L	9-55-12	30
77	MAR. 31	@ Los Angeles	7-3	L	9-56-12	30
78	APR. 1	@ Vancouver	4-4	T	9-56-13	31
79	APR. 4	@ Edmonton	7-2	L	9-57-13	31
80	APR. 5	ST. LOUIS	5-5	T	9-57-14	32

## 33-33-14 (80 points), 2nd Norris Division

PLAYER	GP	G	A	PTS	PIM
Dale Hawerchuk	80	45	58	103	47
Morris Lukowich	77	43	49	92	102
Dave Christian	80	25	51	76	28
David Babych	79	19	49	68	92
Paul MacLean	74	36	25	61	106
Willy Lindstrom	74	32	27	59	33
Lucien DeBlois	65	25	27	52	87
Thomas Steen	73	15	29	44	42
Bengt Lundholm	66	14	30	44	10
Normand Dupont	62	13	25	38	22
Doug Smail	72	17	18	35	55
Larry Hopkins	41	10	15	25	22
Tim Watters	69	2	22	24	97
Tim Trimper	74	8	8	16	100

PLAYER	GP	G	A	PTS	PIM
Ron Wilson	39	3	13	16	49
Don Spring	78	0	16	16	21
Craig Levie	40	4	9	13	48
Moe Mantha	25	0	12	12	28
Bryan Maxwell	45	1	9	10	110
Scott Arniel	17	1	8	9	14
Serge Savard	47	2	5	7	26
Jimmy Mann	37	3	2	5	79
Ed Staniowski	45	0	5	5	4
Barry Legge	38	1	2	3	57
Barry Long	5	0	2	2	4
Doug Soetaert	39	0	2	2	14
Dan Geoffrion	1	0	0	0	5
Murray Eaves	2	0	0	0	0

GOALTENDER	GP	MIN	GAA	W-L-T	SO	GA	SA	SV%
Ed Staniowski	45	2643	3.95	20-19-6	1	174	1412	.877
Doug Soetaert	39	2157	4.31	13-14-8	2	155	1184	.869

\* - Acquired during season # - Relocated during season

#	DATE	H/R	OPPONENT	SCORE	RES	RECORD	PTS
1	OCT. 6		TORONTO	6-1	L	0-1-0	0
2	OCT. 9		NY RANGERS	8-3	W	1-1-0	2
3	OCT. 14	@	Edmonton	4-2	W	2-1-0	4
4	OCT. 15	@	Calgary	5-4	W	3-1-0	6
5	OCT. 18		COLORADO	4-3	L	3-2-0	6
6	OCT. 21	@	Buffalo	2-2	T	3-2-1	7
7	OCT. 23		CHICAGO	5-5	T	3-2-2	8
8	OCT. 25		LOS ANGELES	9-4	W	4-2-2	10
9	OCT. 28	@	Chicago	7-6	L	4-3-2	10
10	OCT. 31	@	Toronto	6-5	W	5-3-2	12
11	NOV. 3	@	Colorado	5-3	W	6-3-2	14
12	NOV. 6		CHICAGO	4-3	W	7-3-2	16
13	NOV. 8	@	Vancouver	5-1	L	7-4-2	16
14	NOV. 10		NY ISLANDERS	5-3	L	7-5-2	16
15	NOV. 11	@	Minnesota	15-2	L	7-6-2	16
16	NOV. 14	@	Los Angeles	3-2	W	8-6-2	18
17	NOV. 17	@	Calgary	6-4	L	8-7-2	18
18	NOV. 18		MINNESOTA	6-4	L	8-8-2	18
19	NOV. 21	@	St. Louis	1-1	T	8-8-3	19
20	NOV. 22		ST. LOUIS	5-4	W	9-8-3	21
21	NOV. 25		COLORADO	7-2	W	10-8-3	23
22	NOV. 27		MINNESOTA	5-5	T	10-8-4	24
23	NOV. 29		EDMONTON	10-2	L	10-9-4	24
24	DEC. 1	@	Philadelphia	2-1	L	10-10-4	24
25	DEC. 2	@	Pittsburgh	4-2	L	10-11-4	24
26	DEC. 4	@	Washington	7-3	L	10-12-4	24
27	DEC. 6		NY ISLANDERS	5-2	W	11-12-4	26
28	DEC. 9	@	Toronto	3-3	T	11-12-5	27
29	DEC. 11		MONTREAL	5-5	T	11-12-6	28
30	DEC. 13		DETROIT	2-1	L	11-13-6	28
31	DEC. 16	@	Chicago	3-3	T	11-13-7	29
32	DEC. 17	@	Minnesota	4-2	W	12-13-7	31
33	DEC. 19		TORONTO	8-4	L	12-14-7	31
34	DEC. 20		ST. LOUIS	5-4	W	13-14-7	33
35	DEC. 22	@	NY Islanders	5-2	L	13-15-7	33
36	DEC. 23	@	NY Rangers	5-2	L	13-16-7	33
37	DEC. 26		CHICAGO	3-2	L	13-17-7	33
38	DEC. 27		DETROIT	2-2	T	13-17-8	34
39	DEC. 30		HARTFORD	6-1	L	13-18-8	34
40	JAN. 3		BOSTON	8-5	L	13-19-8	34

#	DATE	H/R	OPPONENT	SCORE	RES	RECORD	PTS
41	JAN. 6	@	Hartford	5-3	W	14-19-8	36
42	JAN. 7	@	Boston	8-6	L	14-20-8	36
43	JAN. 9	@	Detroit	4-2	W	15-20-8	38
44	JAN. 10		MONTREAL	4-4	T	15-20-9	39
45	JAN. 13		PITTSBURGH	6-1	W	16-20-9	41
46	JAN. 15		NY RANGERS	4-4	T	16-20-10	42
47	JAN. 17		QUEBEC	7-5	L	16-21-10	42
48	JAN. 20		WASHINGTON	3-0	W	17-21-10	44
49	JAN. 22		CHICAGO	6-5	W	18-21-10	46
50	JAN. 26	@	Detroit	3-3	T	18-21-11	47
51	JAN. 27	@	Toronto	4-3	W	19-21-11	49
52	JAN. 30	@	Pittsburgh	2-1	L	19-22-11	49
53	FEB. 2	@	St. Louis	10-6	L	19-23-11	49
54	FEB. 5		CALGARY	6-4	W	20-23-11	51
55	FEB. 10	@	Buffalo	4-3	L	20-24-11	51
56	FEB. 13	@	Montreal	7-3	L	20-25-11	51
57	FEB. 16	@	Quebec	7-3	L	20-26-11	51
58	FEB. 19		QUEBEC	4-4	T	20-26-12	52
59	FEB. 21		WASHINGTON	6-3	L	20-27-12	52
60	FEB. 24		PHILADELPHIA	6-2	W	21-27-12	54
61	FEB. 26		BUFFALO	4-4	T	21-27-13	55
62	FEB. 28		ST. LOUIS	5-2	W	22-27-13	57
63	MAR. 2	@	Philadelphia	7-6	W	23-27-13	59
64	MAR. 3	@	Chicago	4-2	W	24-27-13	61
65	MAR. 5		DETROIT	2-0	W	25-27-13	63
66	MAR. 7		VANCOUVER	5-2	W	26-27-13	65
67	MAR. 10	@	Hartford	6-2	L	26-28-13	65
68	MAR. 11	@	Boston	7-4	L	26-29-13	65
69	MAR. 13	@	Toronto	10-2	W	27-29-13	67
70	MAR. 16	@	St. Louis	7-3	W	28-29-13	69
71	MAR. 17	@	Minnesota	3-2	W	29-29-13	71
72	MAR. 20		TORONTO	7-0	W	30-29-13	73
73	MAR. 21		DETROIT	8-2	W	31-29-13	75
74	MAR. 24		LOS ANGELES	5-3	W	32-29-13	77
75	MAR. 26		ST. LOUIS	4-4	T	32-29-14	78
76	MAR. 28	@	Vancouver	5-0	L	32-30-14	78
77	MAR. 30	@	Minnesota	7-5	W	33-30-14	80
78	MAR. 31	@	Detroit	4-2	L	33-31-14	80
79	APR. 2		MINNESOTA	5-2	L	33-32-14	80
80	APR. 4	@	Edmonton	2-1	L	33-33-14	80





## 33-39-8 (74 points), 4th Smythe Division

PLAYER	GP	G	A	PTS	PIM
Dale Hawerchuk	79	40	51	91	31
Paul MacLean	80	32	44	76	121
Dave Babych	79	13	61	74	56
Thomas Steen	75	26	33	59	60
Lucien DeBlois	79	27	27	54	69
Brian Mullen	80	24	26	50	14
#Willy Lindstrom	63	20	25	45	8
Dave Christian	55	18	26	44	23
Doug Smail	80	15	29	44	32
Morris Lukowich	69	22	21	43	67
Bengt Lundholm	58	14	28	42	16
Normand Dupont	39	7	16	23	6
Tim Watters	77	5	18	23	98
Bryan Maxwell	54	7	13	20	131
Serge Savard	76	4	16	20	29

PLAYER	GP	G	A	PTS	PIM
Scott Arniel	75	13	5	18	46
Don Spring	80	0	16	16	37
Ron Wilson	12	6	3	9	4
Craig Levie	22	4	5	9	31
Moe Mantha	21	2	7	9	6
Murray Eaves	26	2	7	9	2
*Laurie Boschman	12	3	5	8	36
Larry Hopkins	12	3	1	4	4
Wade Campbell	42	1	2	3	50
Ed Staniowski	17	0	1	1	0
Brian Hayward	24	0	1	1	0
Jimmy Mann	40	0	1	1	73
Doug Soetaert	44	0	1	1	10
Jim Kyte	2	0	0	0	0
Tim Trimper	5	0	0	0	0

GOALTENDER	GP	MIN	GAA	W-L-T	SO	GA	SA	SV%
Brian Hayward	24	1440	3.71	10-12-2	1	89	786	.887
Doug Soetaert	44	2533	4.12	19-19-6	0	174	1328	.869
Ed Staniowski	17	827	4.72	4-8-0	1	65	417	.844

\* - Acquired during season # - Relocated during season

#	DATE	H/R	OPPONENT	SCORE	RES	RECORD	PTS	#	DATE	H/R	OPPONENT	SCORE	RES	RECORD	PTS
1	OCT. 6		MINNESOTA	5-4	L	0-1-0	0	41	JAN. 9		PITTSBURGH	4-3	W	18-19-4	40
2	OCT. 9	@	Detroit	8-0	W	1-1-0	2	42	JAN. 11	@	NY Islanders	4-1	L	18-20-4	40
3	OCT. 10	@	Chicago	5-3	W	2-1-0	4	43	JAN. 12	@	NY Rangers	5-5	T	18-20-5	41
4	OCT. 12		LOS ANGELES	5-4	W	3-1-0	6	44	JAN. 14		ST. LOUIS	4-2	L	18-21-5	41
5	OCT. 14	@	St. Louis	5-2	W	4-1-0	8	45	JAN. 16	@	Vancouver	6-4	L	18-22-5	41
6	OCT. 17		CALGARY	5-5	T	4-1-1	9	46	JAN. 19		TORONTO	6-3	W	19-22-5	43
7	OCT. 22		NEW JERSEY	3-1	W	5-1-1	11	47	JAN. 21		NY RANGERS	4-1	W	20-22-5	45
8	OCT. 24		EDMONTON	9-5	W	6-1-1	13	48	JAN. 23	@	Buffalo	5-2	L	20-23-5	45
9	OCT. 27		LOS ANGELES	7-3	W	7-1-1	15	49	JAN. 25	@	Quebec	6-3	L	20-24-5	45
10	OCT. 31		PHILADELPHIA	3-2	L	7-2-1	15	50	JAN. 27	@	Philadelphia	5-2	L	20-25-5	45
11	NOV. 3	@	Edmonton	7-2	L	7-3-1	15	51	JAN. 29	@	Hartford	2-2	T	20-25-6	46
12	NOV. 4	@	Calgary	7-5	L	7-4-1	15	52	JAN. 31	@	Boston	2-2	T	20-25-7	47
13	NOV. 7		CALGARY	7-5	L	7-5-1	15	53	FEB. 2		PHILADELPHIA	6-3	L	20-26-7	47
14	NOV. 13		VANCOUVER	3-2	W	8-5-1	17	54	FEB. 4		PITTSBURGH	6-4	W	21-26-7	49
15	NOV. 14		VANCOUVER	6-5	W	9-5-1	19	55	FEB. 6		MONTREAL	2-0	L	21-27-7	49
16	NOV. 17		BUFFALO	7-2	L	9-6-1	19	56	FEB. 10	@	Montreal	5-3	L	21-28-7	49
17	NOV. 19		WASHINGTON	3-3	T	9-6-2	20	57	FEB. 12	@	Detroit	4-2	W	22-28-7	51
18	NOV. 24		CHICAGO	7-5	L	9-7-2	20	58	FEB. 13	@	Washington	6-1	L	22-29-7	51
19	NOV. 26		EDMONTON	6-5	L	9-8-2	20	59	FEB. 15		VANCOUVER	7-4	W	23-29-7	53
20	NOV. 27	@	Toronto	6-3	W	10-8-2	22	60	FEB. 18		BOSTON	6-5	W	24-29-7	55
21	NOV. 29	@	Montreal	9-4	L	10-9-2	22	61	FEB. 20	@	NY Rangers	9-4	L	24-30-7	55
22	NOV. 30	@	Quebec	8-6	L	10-10-2	22	62	FEB. 22	@	NY Islanders	2-2	T	24-30-8	56
23	DEC. 3		NY ISLANDERS	4-2	W	11-10-2	24	63	FEB. 23	@	Pittsburgh	6-4	L	24-31-8	56
24	DEC. 4	@	Minnesota	4-1	L	11-11-2	24	64	FEB. 25		HARTFORD	5-3	W	25-31-8	58
25	DEC. 6	@	New Jersey	5-3	W	12-11-2	26	65	FEB. 27	@	Edmonton	3-0	L	25-32-8	58
26	DEC. 7	@	Washington	3-3	T	12-11-3	27	66	MAR. 2		VANCOUVER	3-0	L	25-33-8	58
27	DEC. 10		CALGARY	6-4	L	12-12-3	27	67	MAR. 5	@	Vancouver	5-4	L	25-34-8	58
28	DEC. 11		LOS ANGELES	4-3	W	13-12-3	29	68	MAR. 6	@	Vancouver	6-2	L	25-35-8	58
29	DEC. 14	@	St. Louis	4-3	W	14-12-3	31	69	MAR. 9		BUFFALO	6-0	W	26-35-8	60
30	DEC. 15	@	Chicago	10-3	L	14-13-3	31	70	MAR. 10	@	Calgary	6-3	L	26-36-8	60
31	DEC. 17		HARTFORD	2-0	L	14-14-3	31	71	MAR. 13	@	Los Angeles	6-5	W	27-36-8	62
32	DEC. 19		NEW JERSEY	3-2	L	14-15-3	31	72	MAR. 15	@	Los Angeles	4-3	L	27-37-8	62
33	DEC. 21	@	Los Angeles	4-2	W	15-15-3	33	73	MAR. 18		TORONTO	7-3	W	28-37-8	64
34	DEC. 26		MINNESOTA	3-2	L	15-16-3	33	74	MAR. 20		QUEBEC	3-2	W	29-37-8	66
35	DEC. 28	@	Vancouver	4-4	T	15-16-4	34	75	MAR. 23		EDMONTON	7-4	W	30-37-8	68
36	DEC. 29	@	Los Angeles	4-3	W	16-16-4	36	76	MAR. 26	@	Calgary	5-2	W	31-37-8	70
37	JAN. 1	@	Edmonton	5-3	L	16-17-4	36	77	MAR. 27		CALGARY	4-3	L	31-38-8	70
38	JAN. 2		BOSTON	6-4	W	17-17-4	38	78	MAR. 30		LOS ANGELES	10-5	W	32-38-8	72
39	JAN. 5		EDMONTON	8-3	L	17-18-4	38	79	APR. 1	@	Edmonton	7-2	L	32-39-8	72
40	JAN. 6	@	Calgary	5-1	L	17-19-4	38	80	APR. 3		DETROIT	8-3	W	33-39-8	74

## 31-38-11 (73 points), 4th Smythe Division

PLAYER	GP	G	A	PTS	PIM
Dale Hawerchuk	80	37	65	102	73
Lucien DeBlois	80	34	45	79	50
Laurie Boschman	61	28	46	74	234
Paul MacLean	76	40	31	71	155
Thomas Steen	78	20	45	65	69
Brian Mullen	75	21	41	62	28
Dave Babych	66	18	39	57	62
Scott Arniel	80	21	35	56	68
Morris Lukowich	80	30	25	55	71
Moe Mantha	72	16	38	54	67
Doug Smail	66	20	17	37	62
Tim Young	44	15	19	34	25
Andrew McBain	78	11	19	30	37
Tim Watters	74	3	20	23	169
*Robert Picard	62	6	16	22	34
Wade Campbell	79	7	14	21	147
Bengt Lundholm	57	5	14	19	20
Ron Wilson	51	3	12	15	12

PLAYER	GP	G	A	PTS	PIM
*Jordy Douglas	17	4	2	6	8
Don Spring	21	0	4	4	4
Jim Kyte	58	1	2	3	55
#Bryan Maxwell	3	0	3	3	27
*Randy Carlyle	5	0	3	3	2
Doug Soetaert	47	0	3	3	14
Jyrki Seppa	13	0	2	2	6
#Ed Staniowski	1	0	1	1	0
Mike Lauen	3	0	1	1	0
#Jimmy Mann	16	0	1	1	54
Brian Hayward	28	0	1	1	2
Bobby Dollas	1	0	0	0	0
Murray Eaves	2	0	0	0	0
Tim Trimper	5	0	0	0	0
Marc Behrend	6	0	0	0	0
*Mike Veisor	8	0	0	0	0
John Gibson	11	0	0	0	14

GOALTENDER	GP	MIN	GAA	W-L-T	SO	GA	SA	SV%
*Mike Veisor	8	420	3.71	4-1-2	0	26	172	.849
Doug Soetaert	47	2539	4.30	18-15-7	0	182	1385	.869
Brian Hayward	28	1530	4.86	7-18-2	0	124	860	.856
Marc Behrend	6	351	5.47	2-4-0	0	32	184	.826
#Ed Staniowski	1	40	12.00	0-0-0	0	8	20	.600

\* - Acquired during season # - Relocated during season

#	DATE	H/R	OPPONENT	SCORE	RES	RECORD	PTS	#	DATE	H/R	OPPONENT	SCORE	RES	RECORD	PTS
1	OCT. 5		DETROIT	6-6	T	0-0-1	0	41	JAN. 8		HARTFORD	4-3	W	15-21-5	35
2	OCT. 7		EDMONTON	8-6	L	0-1-1	1	42	JAN. 11	@	Calgary	9-5	L	15-22-5	35
3	OCT. 9		CALGARY	1-1	T	0-1-2	2	43	JAN. 13		LOS ANGELES	7-7	T	15-22-6	36
4	OCT. 12	@	Pittsburgh	4-3	W	1-1-2	4	44	JAN. 15		LOS ANGELES	4-4	T	15-22-7	37
5	OCT. 13	@	Philadelphia	4-3	L	1-2-2	4	45	JAN. 17	@	Washington	8-3	L	15-23-7	37
6	OCT. 15	@	Minnesota	2-1	L	1-3-2	4	46	JAN. 18	@	Pittsburgh	5-4	W	16-23-7	39
7	OCT. 19		MONTREAL	12-2	L	1-4-2	4	47	JAN. 20		VANCOUVER	6-6	T	16-23-8	40
8	OCT. 23	@	Buffalo	5-2	L	1-5-2	4	48	JAN. 22		VANCOUVER	6-4	W	17-23-8	42
9	OCT. 25	@	NY Islanders	4-2	W	2-5-2	6	49	JAN. 24	@	Quebec	5-3	W	18-23-8	44
10	OCT. 26	@	NY Rangers	7-5	W	3-5-2	8	50	JAN. 26	@	Hartford	6-2	W	19-23-8	46
11	OCT. 28	@	Calgary	7-1	L	3-6-2	8	51	JAN. 28	@	Boston	5-2	L	19-24-8	46
12	OCT. 30		WASHINGTON	7-3	L	3-7-2	8	52	FEB. 3		CHICAGO	7-3	W	20-24-8	48
13	NOV. 2		PITTSBURGH	6-3	L	3-8-2	8	53	FEB. 5		MONTREAL	2-2	T	20-24-9	49
14	NOV. 4		TORONTO	8-2	W	4-8-2	10	54	FEB. 8		NY RANGERS	3-1	L	20-25-9	49
15	NOV. 6		EDMONTON	8-5	L	4-9-2	10	55	FEB. 12		DETROIT	2-2	T	20-25-10	50
16	NOV. 9	@	Vancouver	7-2	W	5-9-2	12	56	FEB. 15	@	Edmonton	7-4	L	20-26-10	50
17	NOV. 11	@	Vancouver	4-2	L	5-10-2	12	57	FEB. 17		QUEBEC	6-3	L	20-27-10	50
18	NOV. 13		PHILADELPHIA	3-2	W	6-10-2	14	58	FEB. 19		WASHINGTON	4-3	W	21-27-10	52
19	NOV. 16		BUFFALO	6-5	L	6-11-2	14	59	FEB. 22	@	New Jersey	8-5	W	22-27-10	54
20	NOV. 19	@	Minnesota	8-7	L	6-12-2	14	60	FEB. 23	@	Montreal	5-3	W	23-27-10	56
21	NOV. 21	@	Edmonton	7-6	L	6-13-2	14	61	FEB. 25		BOSTON	5-2	W	24-27-10	58
22	NOV. 23		VANCOUVER	4-1	L	6-14-2	14	62	FEB. 27		EDMONTON	6-5	L	24-28-10	58
23	NOV. 24	@	Calgary	4-4	T	6-14-3	15	63	FEB. 29		NY ISLANDERS	4-3	L	24-29-10	58
24	NOV. 29	@	Los Angeles	6-5	W	7-14-3	17	64	MAR. 3	@	Detroit	6-1	L	24-30-10	58
25	DEC. 1	@	Los Angeles	6-5	W	8-14-3	19	65	MAR. 6	@	Los Angeles	7-3	W	25-30-10	60
26	DEC. 4		LOS ANGELES	7-5	W	9-14-3	21	66	MAR. 7	@	Vancouver	4-3	L	25-31-10	60
27	DEC. 7	@	New Jersey	6-3	L	9-15-3	21	67	MAR. 9		NY RANGERS	6-5	L	25-32-10	60
28	DEC. 10	@	Hartford	5-5	T	9-15-4	22	68	MAR. 11		QUEBEC	6-5	W	26-32-10	62
29	DEC. 11	@	Boston	4-2	L	9-16-4	22	69	MAR. 12	@	Toronto	8-7	W	27-32-10	64
30	DEC. 14	@	Toronto	8-4	W	10-16-4	24	70	MAR. 14		CHICAGO	6-4	W	28-32-10	66
31	DEC. 16		NEW JERSEY	4-1	W	11-16-4	26	71	MAR. 16		LOS ANGELES	5-4	W	29-32-10	68
32	DEC. 18		EDMONTON	7-5	L	11-17-4	26	72	MAR. 18		CALGARY	4-3	L	29-33-10	68
33	DEC. 19	@	Calgary	7-6	L	11-18-4	26	73	MAR. 20	@	St. Louis	9-3	L	29-34-10	68
34	DEC. 21	@	Edmonton	7-4	L	11-19-4	26	74	MAR. 21	@	Chicago	6-2	L	29-35-10	68
35	DEC. 23		ST. LOUIS	6-3	W	12-19-4	28	75	MAR. 23		VANCOUVER	4-3	L	29-36-10	68
36	DEC. 26		MINNESOTA	5-1	W	13-19-4	30	76	MAR. 25	@	Edmonton	3-2	L	29-37-10	68
37	DEC. 30		NY ISLANDERS	4-3	W	14-19-4	32	77	MAR. 27	@	Los Angeles	3-3	T	29-37-11	69
38	JAN. 1		CALGARY	3-3	T	14-19-5	33	78	MAR. 28	@	Vancouver	5-1	L	29-38-11	69
39	JAN. 4	@	Buffalo	9-4	L	14-20-5	33	79	MAR. 30		ST. LOUIS	2-1	W	30-38-11	71
40	JAN. 5	@	Philadelphia	7-6	L	14-21-5	33	80	APR. 1		CALGARY	3-2	W	31-38-11	73



## 43-27-10 (96 points), 2nd Smythe Division

PLAYER	GP	G	A	PTS	PIM
Dale Hawerchuk	80	53	77	130	74
Paul MacLean	79	41	60	101	119
Thomas Steen	79	30	54	84	80
Laurie Boschman	80	32	44	76	180
Brian Mullen	69	32	39	71	32
Doug Smail	80	31	35	66	45
Dave Babych	78	13	49	62	78
Randy Carlyle	71	13	38	51	98
Scott Arniel	79	22	22	44	81
Perry Turnbull	66	22	21	43	130
Dave Ellett	80	11	27	38	85
Robert Picard	78	12	22	34	107
Bengt Lundholm	78	12	18	30	20
Andrew McBain	77	7	15	22	45
Tim Watters	63	2	20	22	74

GOALTENDER	GP	MIN	GAA	W-L-T	SO	GA	SA	SV%
Brian Hayward	61	3481	3.86	33-17-8	0	224	1814	.877
Mark Holden	4	213	4.23	2-0-0	0	15	104	.856
Marc Behrend	23	1173	4.45	8-10-2	1	87	624	.861

\* - Acquired during season # - Relocated during season

PLAYER	GP	G	A	PTS	PIM
Ron Wilson	75	10	9	19	31
*Jim Nill	20	8	8	16	38
#Morris Lukowich	47	5	9	14	31
Wade Campbell	40	1	6	7	21
Brian Hayward	61	0	4	4	10
Murray Eaves	3	0	3	3	0
Jim Kyte	71	0	3	3	111
Jordy Douglas	7	0	2	2	0
Paul Pooley	12	0	2	2	0
Tom Martin	8	1	0	1	42
Mark Holden	4	0	1	1	0
Peter Taglianetti	1	0	0	0	0
Dan McFall	2	0	0	0	0
Bobby Dollas	9	0	0	0	0
Marc Behrend	23	0	0	0	0

#	DATE	H/R	OPPONENT	SCORE	RES	RECORD	PTS
1	OCT. 14		TORONTO	5-2	W	1-0-0	2
2	OCT. 17	@	Calgary	7-4	L	1-1-0	2
3	OCT. 19		EDMONTON	7-4	L	1-2-0	2
4	OCT. 21		BOSTON	3-2	W	2-2-0	4
5	OCT. 24		HARTFORD	8-4	W	3-2-0	6
6	OCT. 27		LOS ANGELES	2-2	T	3-2-1	7
7	OCT. 29		LOS ANGELES	5-3	L	3-3-1	7
8	NOV. 1	@	PHILADELPHIA	7-4	W	4-3-1	9
9	NOV. 2	@	Detroit	3-3	T	4-3-2	10
10	NOV. 4		EDMONTON	2-1	L	4-4-2	10
11	NOV. 6	@	Quebec	5-3	L	4-5-2	10
12	NOV. 7	@	Hartford	3-0	W	5-5-2	12
13	NOV. 9		VANCOUVER	7-5	W	6-5-2	14
14	NOV. 11		BUFFALO	3-2	W	7-5-2	16
15	NOV. 14		PITTSBURGH	4-3	L	7-6-2	16
16	NOV. 16		CALGARY	6-2	L	7-7-2	16
17	NOV. 17	@	Toronto	5-3	W	8-7-2	18
18	NOV. 21	@	Edmonton	7-5	L	8-8-2	18
19	NOV. 23	@	Vancouver	5-1	W	9-8-2	20
20	NOV. 24	@	Los Angeles	9-5	W	10-8-2	22
21	NOV. 27	@	Los Angeles	5-3	W	11-8-2	24
22	NOV. 30		NY ISLANDERS	5-2	L	11-9-2	24
23	DEC. 2		CALGARY	8-6	W	12-9-2	26
24	DEC. 4	@	St. Louis	2-2	T	12-9-3	27
25	DEC. 7	@	Washington	7-5	W	13-9-3	29
26	DEC. 9		MINNESOTA	4-2	W	14-9-3	31
27	DEC. 11		PHILADELPHIA	5-4	W	15-9-3	33
28	DEC. 12	@	Calgary	9-2	L	15-10-3	33
29	DEC. 14		TORONTO	6-4	W	16-10-3	35
30	DEC. 16		DETROIT	5-2	W	17-10-3	37
31	DEC. 18	@	NY Islanders	7-4	L	17-11-3	37
32	DEC. 19	@	NY Rangers	5-4	W	18-11-3	39
33	DEC. 22		LOS ANGELES	6-2	W	19-11-3	41
34	DEC. 23		LOS ANGELES	4-4	T	19-11-4	42
35	DEC. 26	@	Minnesota	4-0	L	19-12-4	42
36	DEC. 28	@	Buffalo	4-0	L	19-13-4	42
37	DEC. 30		BOSTON	5-3	L	19-14-4	42
38	JAN. 1		CALGARY	5-3	L	19-15-4	42
39	JAN. 4	@	Edmonton	7-4	L	19-16-4	42
40	JAN. 6		EDMONTON	7-2	L	19-17-4	42
41	JAN. 9		NY RANGERS	6-5	W	20-17-4	44
42	JAN. 12	@	Los Angeles	6-4	L	20-18-4	44
43	JAN. 13	@	Los Angeles	6-5	W	21-18-4	46
44	JAN. 16	@	Chicago	6-3	L	21-19-4	46
45	JAN. 18		ST. LOUIS	6-2	L	21-20-4	46
46	JAN. 19	@	Detroit	8-5	W	22-20-4	48
47	JAN. 21		PITTSBURGH	7-6	W	23-20-4	50
48	JAN. 23	@	Vancouver	6-4	W	24-20-4	52
49	JAN. 25	@	Vancouver	7-4	L	24-21-4	52
50	JAN. 27		PHILADELPHIA	6-2	W	25-21-4	54
51	JAN. 29	@	St. Louis	6-6	T	25-21-5	55
52	JAN. 30	@	Chicago	6-3	W	26-21-5	57
53	FEB. 2	@	Boston	4-3	W	27-21-5	59
54	FEB. 3	@	Washington	6-2	L	27-22-5	59
55	FEB. 6		EDMONTON	6-2	W	28-22-5	61
56	FEB. 8		VANCOUVER	5-5	T	28-22-6	62
57	FEB. 10		VANCOUVER	5-3	L	28-23-6	62
58	FEB. 13		WASHINGTON	5-3	W	29-23-6	64
59	FEB. 16	@	Calgary	8-4	L	29-24-6	64
60	FEB. 17		NEW JERSEY	2-2	T	29-24-7	65
61	FEB. 19		HARTFORD	6-2	L	29-25-7	65
62	FEB. 21	@	NY Islanders	3-2	W	30-25-7	67
63	FEB. 23	@	Montreal	6-4	L	30-26-7	67
64	FEB. 25	@	NY Rangers	12-5	W	31-26-7	69
65	FEB. 27	@	Pittsburgh	6-4	W	32-26-7	71
66	MAR. 3	@	Edmonton	6-3	W	33-26-7	73
67	MAR. 6		MONTREAL	4-2	L	33-27-7	73
68	MAR. 8		QUEBEC	6-3	W	34-27-7	75
69	MAR. 10		NEW JERSEY	7-1	W	35-27-7	77
70	MAR. 12	@	New Jersey	6-3	W	36-27-7	79
71	MAR. 14	@	Montreal	4-1	W	37-27-7	81
72	MAR. 15	@	Quebec	3-2	W	38-27-7	83
73	MAR. 17		BUFFALO	5-3	W	39-27-7	85
74	MAR. 20		MINNESOTA	5-2	W	40-27-7	87
75	MAR. 23		VANCOUVER	6-4	W	41-27-7	89
76	MAR. 27	@	Vancouver	5-3	W	42-27-7	91
77	MAR. 29		CHICAGO	5-5	T	42-27-8	92
78	MAR. 31		CALGARY	4-4	T	42-27-9	93
79	APR. 6	@	Edmonton	6-5	W	43-27-9	95
80	APR. 7	@	Calgary	4-4	T	43-27-10	96

## 26-47-7 (59 points), 3rd Smythe Division

PLAYER	GP	G	A	PTS	PIM
Dale Hawerchuk	80	46	59	105	44
Laurie Boschman	77	27	42	69	241
Thomas Steen	78	17	47	64	76
Brian Mullen	79	28	34	62	38
Paul MacLean	69	27	29	56	74
Perry Turnbull	80	20	31	51	183
Randy Carlyle	68	16	33	49	93
*Ray Neufeld	60	20	28	48	62
Dave Ellett	80	15	31	46	96
Scott Arniel	80	18	25	43	40
Doug Smail	73	16	26	42	32
*Mario Marois	56	4	28	32	110
#Dave Babych	19	4	12	16	14
Tim Watters	56	6	8	14	97
Jim Nill	61	6	8	14	75
Ron Wilson	54	6	7	13	16
*Bill Derlago	27	5	5	10	6
Bengt Lundholm	16	3	5	8	6

PLAYER	GP	G	A	PTS	PIM
#Robert Picard	20	2	5	7	17
Andrew McBain	28	3	3	6	17
Dave Silk	32	2	4	6	63
Bobby Dollas	46	0	5	5	66
Jim Kyte	71	1	3	4	126
Anssi Melametsa	27	0	3	3	2
Brian Hayward	52	0	2	2	25
Ryan Stewart	3	1	0	1	0
Murray Eaves	4	1	0	1	0
Brad Berry	13	1	0	1	10
Paul Pooley	3	0	1	1	0
Dan McFall	7	0	1	1	0
#Wade Campbell	24	0	1	1	27
Dan Bouchard	32	0	1	1	38
Tom Martin	5	0	0	0	0
Marc Behrend	9	0	0	0	0
Peter Douris	11	0	0	0	0
Peter Taglianetti	18	0	0	0	48

GOALTENDER	GP	MIN	GAA	W-L-T	SO	GA	SA	SV%
Dan Bouchard	32	1696	3.79	11-14-2	2	107	790	.865
Brian Hayward	52	2721	4.79	13-28-5	0	217	1373	.842
Marc Behrend	9	422	5.83	2-5-0	0	41	220	.814

\* - Acquired during season # - Relocated during season

#	DATE	H/R	OPPONENT	SCORE	RES	RECORD	PTS
1	OCT. 10	@	Edmonton	4-3	L	0-1-0	0
2	OCT. 11	@	Calgary	8-3	L	0-2-0	0
3	OCT. 13		QUEBEC	5-2	L	0-3-0	0
4	OCT. 16	@	Detroit	4-3	W	1-3-0	2
5	OCT. 19	@	Toronto	4-3	W	2-3-0	4
6	OCT. 20		CALGARY	8-5	W	3-3-0	6
7	OCT. 23		EDMONTON	9-3	W	4-3-0	8
8	OCT. 25		WASHINGTON	7-7	T	4-3-1	9
9	OCT. 27		DETROIT	5-3	W	5-3-1	11
10	OCT. 30	@	Edmonton	7-3	L	5-4-1	11
11	NOV. 2	@	Minnesota	3-1	W	6-4-1	13
12	NOV. 3		ST. LOUIS	4-3	L	6-5-1	13
13	NOV. 6	@	Buffalo	7-3	L	6-6-1	13
14	NOV. 8		NY RANGERS	7-3	L	6-7-1	13
15	NOV. 9		VANCOUVER	7-2	L	6-8-1	13
16	NOV. 13	@	Calgary	3-3	T	6-8-2	14
17	NOV. 15		NEW JERSEY	5-3	W	7-8-2	16
18	NOV. 17		CALGARY	5-4	L	7-9-2	16
19	NOV. 20		ST. LOUIS	3-1	W	8-9-2	18
20	NOV. 22	@	Pittsburgh	8-1	L	8-10-2	18
21	NOV. 23	@	Hartford	8-1	L	8-11-2	18
22	NOV. 26	@	New Jersey	4-3	L	8-12-2	18
23	NOV. 27	@	Philadelphia	6-1	L	8-13-2	18
24	NOV. 29		NY ISLANDERS	4-1	L	8-14-2	18
25	DEC. 1		PHILADELPHIA	2-1	W	9-14-2	20
26	DEC. 3	@	NY Islanders	4-4	T	9-14-3	21
27	DEC. 4	@	NY Rangers	7-4	L	9-15-3	21
28	DEC. 7		LOS ANGELES	3-2	L	9-16-3	21
29	DEC. 8		LOS ANGELES	4-1	L	9-17-3	21
30	DEC. 11	@	Vancouver	6-3	W	10-17-3	23
31	DEC. 13		EDMONTON	6-3	L	10-18-3	23
32	DEC. 15		TORONTO	3-3	T	10-18-4	24
33	DEC. 17	@	St. Louis	8-6	L	10-19-4	24
34	DEC. 18	@	Chicago	5-4	L	10-20-4	24
35	DEC. 20		WASHINGTON	7-4	W	11-20-4	26
36	DEC. 22	@	Edmonton	7-5	W	12-20-4	28
37	DEC. 23	@	Vancouver	5-3	L	12-21-4	28
38	DEC. 26		MINNESOTA	6-5	L	12-22-4	28
39	DEC. 28	@	Los Angeles	5-4	L	12-23-4	28
40	DEC. 30	@	Los Angeles	4-2	L	12-24-4	28
41	JAN. 3		MONTREAL	7-3	L	12-25-4	28
42	JAN. 5		VANCOUVER	4-0	W	13-25-4	30
43	JAN. 7		VANCOUVER	2-2	T	13-25-5	31
44	JAN. 11	@	Boston	8-4	L	13-26-5	31
45	JAN. 14	@	Quebec	5-4	W	14-26-5	33
46	JAN. 15	@	Montreal	4-0	L	14-27-5	33
47	JAN. 17		CHICAGO	5-1	W	15-27-5	35
48	JAN. 19		BOSTON	2-1	L	15-28-5	35
49	JAN. 22	@	Buffalo	6-3	L	15-29-5	35
50	JAN. 23	@	Boston	7-5	L	15-30-5	35
51	JAN. 25	@	Hartford	7-2	L	15-31-5	35
52	JAN. 29		BUFFALO	5-3	W	16-31-5	37
53	FEB. 1		LOS ANGELES	9-6	L	16-32-5	37
54	FEB. 2		LOS ANGELES	6-3	W	17-32-5	39
55	FEB. 7	@	Vancouver	5-2	L	17-33-5	39
56	FEB. 9	@	Vancouver	3-3	T	17-33-6	40
57	FEB. 12	@	Calgary	4-2	L	17-34-6	40
58	FEB. 14		HARTFORD	5-4	W	18-34-6	42
59	FEB. 17	@	Philadelphia	8-4	L	18-35-6	42
60	FEB. 19	@	Pittsburgh	5-2	L	18-36-6	42
61	FEB. 21		CHICAGO	5-2	L	18-37-6	42
62	FEB. 23		QUEBEC	4-2	W	19-37-6	44
63	FEB. 26		EDMONTON	8-2	L	19-38-6	44
64	FEB. 28		NY ISLANDERS	6-3	L	19-39-6	44
65	MAR. 2	@	New Jersey	6-4	L	19-40-6	44
66	MAR. 3	@	Toronto	6-1	L	19-41-6	44
67	MAR. 5		NY RANGERS	4-1	W	20-41-6	46
68	MAR. 8	@	Minnesota	4-2	W	21-41-6	48
69	MAR. 9		PITTSBURGH	5-3	W	22-41-6	50
70	MAR. 12		EDMONTON	8-5	L	22-42-6	50
71	MAR. 16		DETROIT	6-0	W	23-42-6	52
72	MAR. 18	@	Edmonton	6-2	L	23-43-6	52
73	MAR. 19		MONTREAL	6-4	W	24-43-6	54
74	MAR. 21	@	Washington	5-3	L	24-44-6	54
75	MAR. 23		CALGARY	7-4	L	24-45-6	54
76	MAR. 24		VANCOUVER	8-4	W	25-45-6	56
77	MAR. 28	@	Calgary	6-3	L	25-46-6	56
78	MAR. 31	@	Los Angeles	5-2	W	26-46-6	56
79	APR. 2	@	Los Angeles	4-4	T	26-46-7	59
80	APR. 6		CALGARY	6-4	L	26-47-7	59



# 2016-17 ARIZONA COYOTES

# 1986-87 WINNIPEG JETS

40-32-8 (88 points), 3rd Smythe Division

PLAYER	GP	G	A	PTS	PIM
Dale Hawerchuk	80	47	53	100	52
Paul MacLean	72	32	42	74	75
Brian Mullen	69	19	32	51	20
Thomes Steen	75	17	33	50	59
Gilles Hamel	79	27	21	48	24
Dave Ellett	78	13	31	44	53
Mario Marois	79	4	40	44	106
Doug Smail	78	25	18	43	36
Randy Carlyle	71	16	26	42	93
Laurie Boschman	80	17	24	41	152
Ray Neufeld	80	18	18	36	105
Fredrik Olausson	72	7	29	36	26
Andrew McBain	71	11	21	32	106
Tim Watters	63	3	13	16	119
Ron Wilson	80	3	13	16	13
Jim Kyte	72	5	5	10	162
Brad Berry	52	2	8	10	60

PLAYER	GP	G	A	PTS	PIM
#Bill Derlago	30	3	6	9	12
Hannu Jarvenpaa	20	1	8	9	8
Jim Nill	36	3	4	7	52
Perry Turnbull	26	1	5	6	44
*Steve Rooney	30	2	3	5	57
Iain Duncan	6	1	2	3	0
Brad Jones	4	1	0	1	0
Tom Martin	11	1	0	1	49
Craig Endean	2	0	1	1	0
Joel Baillargeon	11	0	1	1	15
Randy Gilhen	2	0	0	0	0
Peter Taglianetti	3	0	0	0	12
Peter Douris	6	0	0	0	0
Steve Penney	7	0	0	0	7
Daniel Berthiaume	31	0	0	0	2
Eldon Reddick	48	0	0	0	8

GOALTENDER	GP	MIN	GAA	W-L-T	SO	GA	SA	SV%
Daniel Berthiaume	31	1758	3.17	18-7-3	2<	93	810	.885
Eldon Reddick	48	2762	3.24	21-21-4	1<	149	1256	.881
Steve Penney	7	327	4.59	1-4-1	0	25	134	.813

\* - Acquired during season # - Relocated during season <- Daniel Berthiaume and Eldon Reddick shared one shutout

## RECORDS

#	DATE	H/R	OPPONENT	SCORE	RES	RECORD	PTS	#	DATE	H/R	OPPONENT	SCORE	RES	RECORD	PTS
1	OCT. 9		BUFFALO	3-2	W	1-0-0	2	41	JAN. 9		HARTFORD	3-0	W	20-17-4	44
2	OCT. 12		EDMONTON	5-3	W	2-0-0	4	42	JAN. 10	@	Detroit	5-2	W	21-17-4	46
3	OCT. 14		BOSTON	2-1	L	2-1-0	4	43	JAN. 13	@	Washington	3-2	W	22-17-4	48
4	OCT. 16	@	Hartford	4-4	T	2-1-1	5	44	JAN. 14	@	Pittsburgh	4-3	W	23-17-4	50
5	OCT. 18	@	Montreal	5-3	L	2-2-1	5	45	JAN. 16	@	New Jersey	5-4	W	24-17-4	52
6	OCT. 19	@	Philadelphia	3-1	L	2-3-1	5	46	JAN. 18		MINNESOTA	5-3	W	25-17-4	54
7	OCT. 24		CALGARY	5-2	W	3-3-1	7	47	JAN. 19		VANCOUVER	5-4	W	26-17-4	56
8	OCT. 26		CHICAGO	8-4	L	3-4-1	7	48	JAN. 21		EDMONTON	5-3	L	26-18-4	56
9	OCT. 29		CALGARY	6-2	W	4-4-1	9	49	JAN. 23		TORONTO	7-5	W	27-18-4	58
10	NOV. 1	@	NY Islanders	7-4	L	4-5-1	9	50	JAN. 27	@	NY Islanders	2-2	T	27-18-5	59
11	NOV. 2	@	NY Rangers	5-4	W	5-5-1	11	51	JAN. 28	@	NY Rangers	2-1	W	28-18-5	61
12	NOV. 4	@	Quebec	6-3	W	6-5-1	13	52	JAN. 31	@	Boston	6-3	L	28-19-5	61
13	NOV. 7		ST. LOUIS	2-0	W	7-5-1	15	53	FEB. 1	@	Washington	6-4	L	28-20-5	61
14	NOV. 9		NEW JERSEY	8-1	W	8-5-1	17	54	FEB. 4		PHILADELPHIA	5-3	W	29-20-5	63
15	NOV. 11	@	Los Angeles	4-3	L	8-6-1	17	55	FEB. 6		LOS ANGELES	6-1	W	30-20-5	65
16	NOV. 13	@	Los Angeles	6-5	W	9-6-1	19	56	FEB. 8		LOS ANGELES	3-1	W	31-20-5	67
17	NOV. 14	@	Vancouver	3-2	W	10-6-1	21	57	FEB. 14	@	Montreal	5-2	L	31-21-5	67
18	NOV. 16		NY ISLANDERS	3-1	W	11-6-1	23	58	FEB. 17	@	Quebec	3-3	T	31-21-6	68
19	NOV. 18		PITTSBURGH	3-1	W	12-6-1	25	59	FEB. 18	@	Detroit	5-2	L	31-22-6	68
20	NOV. 21		LOS ANGELES	4-1	L	12-7-1	25	60	FEB. 20		BOSTON	6-2	W	32-22-6	70
21	NOV. 23		LOS ANGELES	3-2	W	13-7-1	27	61	FEB. 22		EDMONTON	5-2	W	33-22-6	72
22	NOV. 26	@	Edmonton	4-3	L	13-8-1	27	62	FEB. 24	@	Los Angeles	8-3	L	33-23-6	72
23	NOV. 27	@	Calgary	4-3	W	14-8-1	29	63	FEB. 26	@	Los Angeles	4-3	W	34-23-6	74
24	NOV. 29	@	Vancouver	6-3	W	15-8-1	31	64	FEB. 28	@	Calgary	5-3	L	34-24-6	74
25	DEC. 3		WASHINGTON	3-3	T	15-8-2	32	65	MAR. 1		CALGARY	6-3	W	35-24-6	76
26	DEC. 5		NY RANGERS	6-3	L	15-9-2	32	66	MAR. 4	@	Chicago	3-2	L	35-25-6	76
27	DEC. 7		VANCOUVER	3-1	L	15-10-2	32	67	MAR. 5	@	St. Louis	1-1	T	35-25-7	77
28	DEC. 10		EDMONTON	7-4	L	15-11-2	32	68	MAR. 8		PITTSBURGH	5-3	L	35-26-7	77
29	DEC. 12	@	Edmonton	6-1	L	15-12-2	32	69	MAR. 11		MONTREAL	2-1	W	36-26-7	79
30	DEC. 14		PHILADELPHIA	4-1	L	15-13-2	32	70	MAR. 13		HARTFORD	3-0	L	36-27-7	79
31	DEC. 17	@	Chicago	5-1	L	15-14-2	32	71	MAR. 15		DETROIT	1-1	T	36-27-8	80
32	DEC. 18	@	St. Louis	3-3	T	15-14-3	33	72	MAR. 18		NEW JERSEY	4-3	W	37-27-8	82
33	DEC. 21		QUEBEC	4-4	T	15-14-4	34	73	MAR. 20	@	Vancouver	6-5	L	37-28-8	82
34	DEC. 23	@	Edmonton	2-1	W	16-14-4	36	74	MAR. 22		VANCOUVER	3-2	W	38-28-8	84
35	DEC. 26	@	Minnesota	4-2	L	16-15-4	36	75	MAR. 25		CALGARY	10-1	W	39-28-8	86
36	DEC. 28		MINNESOTA	5-4	W	17-15-4	38	76	MAR. 26	@	Calgary	3-1	L	39-29-8	86
37	DEC. 31	@	Toronto	6-1	L	17-16-4	38	77	MAR. 29		TORONTO	6-2	L	39-30-8	86
38	JAN. 2	@	Buffalo	6-3	W	18-16-4	40	78	MAR. 31	@	Edmonton	5-4	L	39-31-8	86
39	JAN. 4		VANCOUVER	4-2	W	19-16-4	42	79	APR. 3	@	Vancouver	6-4	L	39-32-8	86
40	JAN. 7		BUFFALO	4-2	L	19-17-4	42	80	APR. 5	@	Calgary	3-1	W	40-32-8	88



## 33-36-11 (77 points), 3rd Smythe Division

PLAYER	GP	G	A	PTS	PIM
Dale Hawerchuk	80	44	77	121	59
Paul MacLean	77	40	39	79	76
Andrew McBain	74	32	31	63	145
Randy Carlyle	78	15	44	59	210
Dave Ellett	68	13	45	58	106
Thomas Steen	76	16	38	54	53
Mario Marois	79	7	44	51	111
Laurie Boschman	80	25	23	48	227
Iain Duncan	62	19	23	42	73
Ray Neufeld	78	18	18	36	167
Doug Smail	71	15	16	31	34
Peter Taglianetti	70	6	17	23	182
Gilles Hamel	63	8	11	19	35
Hannu Jarvenpaa	41	6	11	17	34
Fredrik Olausson	38	5	10	15	18
Steve Rooney	56	7	6	13	217
Ron Wilson	69	5	8	13	28
*Mark Kumpel	32	4	4	8	19

PLAYER	GP	G	A	PTS	PIM
Brad Jones	19	2	5	7	15
Brad Berry	48	0	6	6	75
Randy Gilhen	13	3	2	5	15
Pat Elynuik	13	1	3	4	12
Jim Kyte	51	1	3	4	128
Peter Douris	4	0	2	2	0
Daniel Berthiaume	56	0	2	2	12
Joel Baillargeon	4	0	1	1	12
#Jim Nill	24	0	1	1	44
Todd Fliche	2	0	0	0	2
Alfie Turcotte	3	0	0	0	0
Guy Gosselin	5	0	0	0	6
*Paul Boutilier	6	0	0	0	6
Steve Penney	8	0	0	0	0
Dwight Schofield	18	0	0	0	33
Eldon Reddick	28	0	0	0	6
Tim Watters	36	0	0	0	106

GOALTENDER	GP	MIN	GAA	W-L-T	SO	GA	SA	SV%
Daniel Berthiaume	56	3010	3.51	22-19-7	2	176	1489	.882
Eldon Reddick	28	1487	4.12	9-13-3	0	102	712	.857
Steve Penney	8	385	4.68	2-4-1	0	30	186	.839

\* - Acquired during season # - Relocated during season

#	DATE	H/R	OPPONENT	SCORE	RES	RECORD	PTS	#	DATE	H/R	OPPONENT	SCORE	RES	RECORD	PTS
1	OCT. 10	@	Calgary	5-1	W	1-0-0	2	41	JAN. 12	@	Vancouver	5-3	W	18-18-5	41
2	OCT. 12		CALGARY	3-2	W	2-0-0	4	42	JAN. 13	@	Vancouver	8-2	L	18-19-5	41
3	OCT. 17	@	Minnesota	5-2	W	3-0-0	6	43	JAN. 15	@	Edmonton	4-4	T	18-19-6	42
4	OCT. 18	@	Chicago	6-4	L	3-1-0	6	44	JAN. 17		VANCOUVER	6-5	L	18-20-6	42
5	OCT. 20	@	St. Louis	6-2	L	3-2-0	6	45	JAN. 19		ST. LOUIS	3-0	W	19-20-6	44
6	OCT. 23		LOS ANGELES	4-3	W	4-2-0	8	46	JAN. 23		LOS ANGELES	5-3	W	20-20-6	46
7	OCT. 25		LOS ANGELES	2-1	L	4-3-0	8	47	JAN. 24		LOS ANGELES	2-1	L	20-21-6	46
8	OCT. 28		DETROIT	5-1	L	4-4-0	8	48	JAN. 26	@	Washington	3-2	W	21-21-6	48
9	OCT. 30		WASHINGTON	3-2	W	5-4-0	10	49	JAN. 27	@	Pittsburgh	4-1	W	22-21-6	50
10	NOV. 1		VANCOUVER	7-3	W	6-4-0	12	50	JAN. 30	@	Philadelphia	4-3	L	22-22-6	50
11	NOV. 4	@	Toronto	7-3	L	6-5-0	12	51	JAN. 31	@	Buffalo	4-4	T	22-22-7	51
12	NOV. 6		CHICAGO	6-3	W	7-5-0	14	52	FEB. 3		CALGARY	9-0	W	23-22-7	53
13	NOV. 8		VANCOUVER	3-1	W	8-5-0	16	53	FEB. 5		CHICAGO	1-1	T	23-22-8	54
14	NOV. 10		CALGARY	4-3	W	9-5-0	18	54	FEB. 6	@	Minnesota	8-8	T	23-22-9	55
15	NOV. 12	@	New Jersey	1-1	T	9-5-1	19	55	FEB. 12		BUFFALO	7-5	W	24-22-9	57
16	NOV. 14	@	NY Islanders	7-3	L	9-6-1	19	56	FEB. 14		QUEBEC	3-2	W	25-22-9	59
17	NOV. 15	@	NY Rangers	6-4	L	9-7-1	19	57	FEB. 16	@	Quebec	7-3	W	26-22-9	61
18	NOV. 18		BOSTON	4-3	L	9-8-1	19	58	FEB. 17	@	Hartford	4-3	L	26-23-9	61
19	NOV. 20		NY RANGERS	4-3	L	9-9-1	19	59	FEB. 19		WASHINGTON	6-0	L	26-24-9	61
20	NOV. 22		EDMONTON	4-3	W	10-9-1	21	60	FEB. 21		EDMONTON	4-3	L	26-25-9	61
21	NOV. 25	@	Detroit	10-8	L	10-10-1	21	61	FEB. 23	@	Pittsburgh	4-3	W	27-25-9	63
22	NOV. 26	@	Boston	5-3	L	10-11-1	21	62	FEB. 24	@	New Jersey	3-1	W	28-25-9	65
23	NOV. 28		MONTREAL	7-3	L	10-12-1	21	63	FEB. 27	@	Montreal	6-0	L	28-26-9	65
24	DEC. 1	@	Los Angeles	7-6	W	11-12-1	23	64	FEB. 28	@	Buffalo	5-3	L	28-27-9	65
25	DEC. 3	@	Los Angeles	5-4	W	12-12-1	25	65	MAR. 1		HARTFORD	6-3	W	29-27-9	67
26	DEC. 9	@	Edmonton	2-0	L	12-13-1	25	66	MAR. 3		VANCOUVER	4-3	W	30-27-9	69
27	DEC. 11		QUEBEC	3-3	T	12-13-2	26	67	MAR. 5	@	Toronto	10-1	W	31-27-9	71
28	DEC. 13		PHILADELPHIA	4-3	L	12-14-2	26	68	MAR. 7		EDMONTON	6-0	L	31-28-9	71
29	DEC. 16	@	Calgary	5-4	L	12-15-2	26	69	MAR. 9		CALGARY	6-6	T	31-28-10	72
30	DEC. 18	@	Edmonton	5-5	T	12-15-3	27	70	MAR. 10	@	Calgary	5-3	L	31-29-10	72
31	DEC. 20		NEW JERSEY	4-1	W	13-15-3	29	71	MAR. 13		PITTSBURGH	5-4	L	31-30-10	72
32	DEC. 22		NY ISLANDERS	5-2	W	14-15-3	31	72	MAR. 16		MONTREAL	4-1	L	31-31-10	72
33	DEC. 26		MINNESOTA	5-4	W	15-15-3	33	73	MAR. 19	@	Edmonton	4-1	L	31-32-10	72
34	DEC. 28	@	Los Angeles	5-2	W	16-15-3	35	74	MAR. 20		NY ISLANDERS	6-0	L	31-33-10	72
35	DEC. 30	@	Los Angeles	6-4	L	16-16-3	35	75	MAR. 22	@	Hartford	4-3	L	31-34-10	72
36	DEC. 31	@	Vancouver	2-1	L	16-17-3	35	76	MAR. 24	@	Boston	4-3	L	31-35-10	72
37	JAN. 3		DETROIT	4-4	T	16-17-4	36	77	MAR. 26	@	Philadelphia	6-0	L	31-36-10	72
38	JAN. 6	@	Calgary	6-1	L	16-18-4	36	78	MAR. 29	@	Vancouver	3-2	W	32-36-10	74
39	JAN. 8		EDMONTON	4-4	T	16-18-5	37	79	APR. 1		NY RANGERS	6-6	T	32-36-11	75
40	JAN. 10		TORONTO	4-3	W	17-18-5	39	80	APR. 3		ST. LOUIS	5-4	W	33-36-11	77



26-42-12 (64 points), 5th Smythe Division

PLAYER	GP	G	A	PTS	PIM
Dale Hawerchuk	75	41	55	96	28
Thomas Steen	80	27	61	88	80
Andrew McBain	80	37	40	77	71
Brent Ashton	75	31	37	68	36
Fredrik Olausson	75	15	47	62	32
Dave Ellett	75	22	34	56	62
Pat Elynuik	56	26	25	51	29
Iain Duncan	57	14	30	44	74
Randy Carlyle	78	6	38	44	78
Laurie Boschman	70	10	26	36	163
Doug Smail	47	14	15	29	52
*Paul Fenton	59	14	9	23	33
*Gord Donnelly	57	6	10	16	228
Peter Taglianetti	66	1	14	15	226
Teppo Numminen	69	1	14	15	36
Jim Kyte	74	3	9	12	190
Brad Jones	22	6	5	11	6
Hannu Jarvenpaa	53	4	7	11	41
Brad Berry	38	0	9	9	45
Randy Gilhen	64	5	3	8	38
#Ray Neufeld	31	5	2	7	52

GOALTENDER	GP	MIN	GAA	W-L-T	SO	GA	SA	SV%
Bob Essensa	20	1102	3.70	6-8-3	1	68	574	.882
Eldon Reddick	41	2109	4.10	11-17-7	0	144	1132	.873
#Alain Chevrier	22	1092	4.29	8-8-2	1	78	554	.859
Daniel Berthiaume	9	443	5.96	0-8-0	0	4	255	.827
Tom Draper	2	120	6.00	1-1-0	0	12	66	.818

\* - Acquired during season # - Relocated during season

PLAYER	GP	G	A	PTS	PIM
Brent Hughes	28	3	2	5	82
#Dave Hunter	34	3	1	4	61
Alfie Turcotte	14	1	3	4	2
#Alain Chevrier	22	0	4	4	2
Stu Kulak	18	2	0	2	24
#Mario Marois	7	1	1	2	17
Markku Kyllonen	9	0	2	2	2
Tony Joseph	2	1	0	1	0
*Moe Lemay	10	1	0	1	14
Guy Larose	3	0	1	1	6
Eldon Reddick	41	0	1	1	6
Darren Boyko	1	0	0	0	0
Todd Fliche	1	0	0	0	0
#Gilles Hamel	1	0	0	0	0
Tom Draper	2	0	0	0	0
Matt Hervey	2	0	0	0	4
Bryan Marchment	2	0	0	0	2
Paul Boutilier	3	0	0	0	4
Steve Fletcher	3	0	0	0	5
Daniel Berthiaume	9	0	0	0	0
Bob Essensa	20	0	0	0	0

#	DATE	H/R	OPPONENT	SCORE	RES	RECORD	PTS
1	OCT. 6	@	Vancouver	2-2	T	0-0-1	0
2	OCT. 9	@	Edmonton	5-4	L	0-1-1	1
3	OCT. 12	@	Chicago	10-1	L	0-2-1	1
4	OCT. 14		VANCOUVER	4-3	W	1-2-1	3
5	OCT. 16		EDMONTON	3-3	T	1-2-2	4
6	OCT. 19		BOSTON	5-2	L	1-3-2	4
7	OCT. 23		WASHINGTON	3-2	W	2-3-2	6
8	OCT. 28		LOS ANGELES	7-4	L	2-4-2	6
9	OCT. 30		LOS ANGELES	8-4	W	3-4-2	8
10	NOV. 1	@	NY Islanders	8-1	W	4-4-2	10
11	NOV. 3	@	New Jersey	3-3	T	4-4-3	11
12	NOV. 5	@	Montreal	7-2	L	4-5-3	11
13	NOV. 8	@	Quebec	8-4	W	5-5-3	13
14	NOV. 11		CHICAGO	6-5	L	5-6-3	13
15	NOV. 13		MONTREAL	7-3	W	6-6-3	15
16	NOV. 16	@	EDMONTON	2-1	W	7-6-3	17
17	NOV. 18		TORONTO	3-0	W	8-6-3	19
18	NOV. 20		EDMONTON	7-4	W	9-6-3	21
19	NOV. 25	@	Detroit	6-3	L	9-7-3	21
20	NOV. 26	@	St. Louis	4-4	T	9-7-4	22
21	NOV. 29		NY RANGERS	4-3	L	9-8-4	22
22	DEC. 2		VANCOUVER	6-3	W	10-8-4	24
23	DEC. 4		CALGARY	6-3	L	10-9-4	24
24	DEC. 6	@	Los Angeles	5-4	W	11-9-4	26
25	DEC. 8	@	Los Angeles	5-5	T	11-9-5	27
26	DEC. 10	@	Edmonton	7-6	W	12-9-5	29
27	DEC. 11	@	Vancouver	8-6	L	12-10-5	29
28	DEC. 14		BUFFALO	4-3	W	13-10-5	31
29	DEC. 17	@	Washington	6-3	L	13-11-5	31
30	DEC. 18	@	Philadelphia	5-1	L	13-12-5	31
31	DEC. 21		NEW JERSEY	5-5	T	13-12-6	32
32	DEC. 23		QUEBEC	5-4	L	13-13-6	32
33	DEC. 26	@	Minnesota	5-1	L	13-14-6	32
34	DEC. 28		ST. LOUIS	6-2	W	14-14-6	34
35	DEC. 31	@	Calgary	4-4	T	14-14-7	35
36	JAN. 4		VANCOUVER	4-2	W	15-14-7	37
37	JAN. 6		LOS ANGELES	4-4	T	15-14-8	38
38	JAN. 8		LOS ANGELES	4-4	T	15-14-9	39
39	JAN. 10		HARTFORD	2-1	L	15-15-9	39
40	JAN. 11	@	Calgary	8-3	L	15-16-9	39

#	DATE	H/R	OPPONENT	SCORE	RES	RECORD	PTS
41	JAN. 13	@	Vancouver	3-1	W	16-16-9	41
42	JAN. 15		MINNESOTA	4-1	L	16-17-9	41
43	JAN. 18		EDMONTON	9-4	L	16-18-9	41
44	JAN. 20		PITTSBURGH	7-3	W	17-18-9	43
45	JAN. 21		PHILADELPHIA	7-3	L	17-19-9	43
46	JAN. 25	@	Pittsburgh	5-4	L	17-20-9	43
47	JAN. 26	@	NY Islanders	8-6	L	17-21-9	43
48	JAN. 28	@	Boston	4-3	W	18-21-9	45
49	JAN. 31	@	St. Louis	5-3	L	18-22-9	45
50	FEB. 1	@	Chicago	7-4	L	18-23-9	45
51	FEB. 3		BOSTON	4-2	L	18-24-9	45
52	FEB. 5		DETROIT	6-2	L	18-25-9	45
53	FEB. 9	@	NY Rangers	4-3	L	18-26-9	45
54	FEB. 11	@	Hartford	7-3	L	18-27-9	45
55	FEB. 13	@	Detroit	2-2	T	18-27-10	46
56	FEB. 15		CALGARY	6-1	L	18-28-10	46
57	FEB. 17		NEW JERSEY	3-2	W	18-28-10	48
58	FEB. 19		HARTFORD	7-6	W	20-28-10	50
59	FEB. 21	@	Quebec	4-3	L	20-29-10	50
60	FEB. 22	@	Montreal	6-3	L	20-30-10	50
61	FEB. 24	@	Buffalo	5-4	L	20-31-10	50
62	FEB. 26		CALGARY	1-0	W	21-31-10	52
63	MAR. 1		PHILADELPHIA	4-4	T	21-31-11	53
64	MAR. 3		EDMONTON	7-4	L	21-32-11	53
65	MAR. 5		NY ISLANDERS	4-3	L	21-33-11	53
66	MAR. 7	@	Calgary	9-5	L	21-34-11	53
67	MAR. 8	@	Vancouver	3-0	L	21-35-11	53
68	MAR. 10		PITTSBURGH	5-1	L	21-36-11	53
69	MAR. 12		TORONTO	9-7	W	22-36-11	55
70	MAR. 14	@	Washington	6-3	L	22-37-11	55
71	MAR. 15	@	NY Rangers	6-3	W	23-37-11	57
72	MAR. 18	@	Toronto	10-2	W	24-37-11	59
73	MAR. 20		BUFFALO	4-1	L	24-38-11	59
74	MAR. 23	@	Edmonton	5-4	L	24-39-11	59
75	MAR. 24		CALGARY	4-3	W	25-39-11	61
76	MAR. 26		VANCOUVER	7-3	L	25-40-11	61
77	MAR. 28	@	Los Angeles	3-3	T	25-40-12	62
78	MAR. 29	@	Los Angeles	2-1	L	25-41-12	62
79	MAR. 31	@	Calgary	4-1	L	25-42-12	62
80	APR. 2		MINNESOTA	3-2	W	26-42-12	64

## 37-32-11 (85 points), 3rd Smythe Division

PLAYER	GP	G	A	PTS	PIM
Dale Hawerchuk	79	26	55	81	70
Pat Elynuik	80	32	42	74	83
Thomas Steen	53	18	48	66	35
Brent Ashton	79	22	34	56	37
Fredrik Olausson	77	9	46	55	32
Dave McLlwain	80	25	26	51	60
Paul Fenton	80	32	18	50	40
Doug Smail	79	25	24	49	63
Greg Paslawski	71	18	30	48	14
Dave Ellett	77	17	29	46	96
Teppo Numminen	79	11	32	43	20
Moe Mantha	73	2	26	28	28
Laurie Boschman	66	10	17	27	103
*Doug Evans	27	10	8	18	33
Randy Carlyle	53	3	15	18	50
Mark Kumpel	56	8	9	17	21
*Paul MacDermid	44	7	10	17	100

PLAYER	GP	G	A	PTS	PIM
Phil Sykes	48	9	6	15	26
#Randy Cunneynworth	28	5	6	11	34
Peter Taglianetti	49	3	6	9	136
Gord Donnelly	55	3	3	6	222
Shawn Cronin	61	0	4	4	243
Brent Hughes	11	1	2	3	33
Brad Berry	12	1	2	3	6
Danton Cole	2	1	1	2	0
Bryan Marchment	7	0	2	2	28
Brian McReynolds	9	0	2	2	4
Bob Essensa	36	0	2	2	0
Todd Fliche	3	0	1	1	2
#Daniel Berthiaume	24	0	1	1	6
Brad Jones	2	0	0	0	0
Tom Draper	6	0	0	0	0
Stephane Beauregard	19	0	0	0	4

GOALTENDER	GP	MIN	GAA	W-L-T	SO	GA	SA	SV%
Bob Essensa	36	2035	3.15	18-9-5	1	107	988	.892
Stephane Beauregard	19	1079	3.28	7-8-3	0	59	570	.896
#Daniel Berthiaume	24	1387	3.72	10-11-3	1	86	667	.871
Tom Draper	6	359	4.35	2-4-0	0	26	153	.830

\* - Acquired during season # - Relocated during season

#	DATE	H/R	OPPONENT	SCORE	RES	RECORD	PTS	#	DATE	H/R	OPPONENT	SCORE	RES	RECORD	PTS
1	OCT. 6		NY RANGERS	4-1	L	0-1-0	0	41	JAN. 8	@	New Jersey	4-3	W	19-17-5	43
2	OCT. 8		PHILADELPHIA	5-3	W	1-1-0	2	42	JAN. 10		WASHINGTON	6-1	W	20-17-5	45
3	OCT. 10	@	Pittsburgh	5-1	L	1-2-0	2	43	JAN. 12		DETROIT	7-5	W	21-17-5	47
4	OCT. 12	@	Detroit	5-4	L	1-3-0	2	44	JAN. 14		ST. LOUIS	6-5	W	22-17-5	49
5	OCT. 14	@	Toronto	5-1	W	2-3-0	4	45	JAN. 16		QUEBEC	8-6	L	22-18-5	49
6	OCT. 18	@	Edmonton	7-2	L	2-4-0	4	46	JAN. 17	@	Edmonton	6-3	L	22-19-5	49
7	OCT. 20		CHICAGO	4-2	L	2-5-0	4	47	JAN. 19		NY ISLANDERS	6-4	L	22-20-5	49
8	OCT. 22		EDMONTON	5-4	W	3-5-0	6	48	JAN. 23	@	Washington	4-3	W	23-20-5	51
9	OCT. 25		WASHINGTON	6-4	W	4-5-0	8	49	JAN. 25	@	Philadelphia	8-6	L	23-21-5	51
10	OCT. 27		LOS ANGELES	3-1	L	4-6-0	8	50	JAN. 27	@	St. Louis	3-3	T	23-21-6	52
11	OCT. 29		LOS ANGELES	6-1	W	5-6-0	10	51	JAN. 29	@	Minnesota	4-2	L	23-22-6	52
12	NOV. 1	@	Calgary	5-3	L	5-7-0	10	52	JAN. 31		TORONTO	5-5	T	23-22-7	53
13	NOV. 3	@	Vancouver	3-2	W	6-7-0	12	53	FEB. 2		VANCOUVER	8-1	W	24-22-7	55
14	NOV. 5	@	Chicago	4-3	L	6-8-0	12	54	FEB. 4		CHICAGO	7-3	W	25-22-7	57
15	NOV. 8		VANCOUVER	3-2	W	7-8-0	14	55	FEB. 6	@	Vancouver	5-3	L	25-23-7	57
16	NOV. 10		HARTFORD	4-2	L	7-9-0	14	56	FEB. 8	@	Los Angeles	5-1	W	26-23-7	59
17	NOV. 12		CALGARY	3-2	W	8-9-0	16	57	FEB. 11	@	Edmonton	7-4	L	26-24-7	59
18	NOV. 14	@	Quebec	5-3	W	9-9-0	18	58	FEB. 14		BOSTON	3-2	W	27-24-7	61
19	NOC. 15	@	Montreal	5-1	L	9-10-0	18	59	FEB. 16		PITTSBURGH	3-3	T	27-24-8	62
20	NOV. 18	@	Philadelphia	1-0	W	10-10-0	20	60	FEB. 18		CALGARY	5-1	W	28-24-8	64
21	NOV. 20	@	NY Rangers	3-3	T	10-10-1	21	61	FEB. 20		BUFFALO	4-3	L	28-25-8	64
22	NOV. 21	@	NY Islanders	4-3	W	11-10-1	23	62	FEB. 22	@	New Jersey	4-2	W	29-25-8	66
23	NOV. 23		ST. LOUIS	5-2	L	11-11-1	23	63	FEB. 24	@	Hartford	3-1	W	30-25-8	68
24	NOV. 25		NEW JERSEY	3-1	L	11-12-1	23	64	FEB. 25	@	Buffalo	3-1	L	30-26-8	68
25	NOV. 29		NY RANGERS	5-4	W	12-12-1	25	65	FEB. 27	@	Minnesota	8-3	L	30-27-8	68
26	DEC. 1		DETROIT	3-3	T	12-12-2	26	66	MAR. 2		LOS ANGELES	9-3	W	31-27-8	70
27	DEC. 2		NY ISLANDERS	6-3	L	12-13-2	26	67	MAR. 4		LOS ANGELES	5-2	W	32-27-8	72
28	DEC. 6	@	Calgary	4-3	W	13-13-2	28	68	MAR. 7		QUEBEC	6-3	W	33-27-8	74
29	DEC. 8		MONTREAL	6-6	T	13-13-3	29	69	MAR. 9		EDMONTON	7-5	W	34-27-8	76
30	DEC. 10		CALGARY	4-1	W	14-13-3	31	70	MAR. 11		CALGARY	6-4	L	34-28-8	76
31	DEC. 13		VANCOUVER	3-3	T	14-13-4	32	71	MAR. 12	@	Calgary	5-4	L	34-29-8	76
32	DEC. 15	@	Detroit	3-3	T	14-13-5	33	72	MAR. 15	@	Boston	3-3	T	34-29-9	77
33	DEC. 19	@	Los Angeles	9-5	L	14-14-5	33	73	MAR. 17	@	Toronto	5-4	W	35-29-9	79
34	DEC. 21	@	Edmonton	3-2	L	14-15-5	33	74	MAR. 18	@	Buffalo	4-3	L	35-30-9	79
35	DEC. 26		MINNESOTA	5-3	W	15-15-5	35	75	MAR. 21		MONTREAL	3-2	W	36-30-9	81
36	DEC. 29	@	Calgary	2-1	W	16-15-5	37	76	MAR. 23		VANCOUVER	4-2	L	36-31-9	81
37	DEC. 31		EDMONTON	3-2	W	17-15-5	39	77	MAR. 25	@	Vancouver	3-3	T	36-31-10	82
38	JAN. 3	@	Hartford	4-2	W	18-15-5	41	78	MAR. 27	@	Los Angeles	4-4	T	36-31-11	83
39	JAN. 4	@	Boston	4-2	L	18-16-5	41	79	MAR. 29	@	Los Angeles	1-0	W	37-31-11	85
40	JAN. 6	@	Pittsburgh	5-3	L	18-17-5	41	80	APR. 1		EDMONTON	4-2	L	37-32-11	85



26-43-11 (63 points), 5th Smythe Division

PLAYER	GP	G	A	PTS	PIM
Phil Housley	78	23	53	76	24
Thomas Steen	58	19	48	67	49
Pat Elynuik	80	31	34	65	73
*Ed Olczyk	61	26	31	57	69
Fredrik Olausson	71	12	29	41	24
Paul MacDermid	69	15	21	36	128
Brent Ashton	61	12	24	36	58
Doug Evans	70	7	27	34	108
Teppo Numminen	80	8	25	33	28
Randy Carlyle	52	9	19	28	44
Dave McLlwain	60	14	11	25	46
Danton Cole	66	13	11	24	24
Moe Mantha	57	9	15	24	33
Phil Sykes	70	12	10	22	59
Scott Arniel	75	5	17	22	87
#Greg Paslawski	43	9	10	19	10
*Mark Osborne	37	8	8	16	59
#Dave Ellett	17	4	7	11	6
Mark Kumpel	53	7	3	10	10

GOALTENDER	GP	MIN	GAA	W-L-T	SO	GA	SA	SV%
Bob Essensa	55	2916	3.15	19-24-6	4	153	1496	.898
Rick Tabaracci	24	1093	3.90	4-9-4	1	71	570	.875
Stephane Beauregard	16	836	3.95	3-10-1	0	55	423	.870

\* - Acquired during season # - Relocated during season

PLAYER	GP	G	A	PTS	PIM
Mike Eagles	44	0	9	9	79
#Paul Fenton	17	4	4	8	18
Gord Donnelly	57	3	4	7	265
Bryan Erickson	6	0	7	7	0
Shawn Cronin	67	1	5	6	189
Sergei Kharin	7	2	3	5	2
Bryan Marchment	28	2	2	4	91
#Doug Smail	15	1	2	3	10
*Don Barber	16	1	2	3	14
Bob Essensa	55	0	3	3	6
Craig Duncanson	7	2	0	2	16
Kris Draper	3	1	0	1	5
Luciano Borsato	1	0	1	1	2
Stephane Beauregard	16	0	1	1	2
Rick Tabaracci	24	0	1	1	8
Rudy Poeschek	1	0	0	0	5
Iain Duncan	2	0	0	0	2
Simon Wheeldon	4	0	0	0	4
Guy Larose	7	0	0	0	8

#	DATE	H/R	OPPONENT	SCORE	RES	RECORD	PTS
1	OCT. 4		TORONTO	7-1	W	1-0-0	2
2	OCT. 6	@	Edmonton	3-3	T	1-0-1	3
3	OCT. 8		CALGARY	4-3	L	1-1-1	3
4	OCT. 10		BOSTON	4-2	L	1-2-1	3
5	OCT. 12	@	Washington	3-1	L	1-3-1	3
6	OCT. 13	@	Philadelphia	4-3	L	1-4-1	3
7	OCT. 16	@	NY Islanders	4-1	L	1-5-1	3
8	OCT. 17	@	NY Rangers	5-3	L	1-6-1	3
9	OCT. 19		VANCOUVER	7-5	W	2-6-1	5
10	OCT. 24		EDMONTON	3-1	W	3-6-1	7
11	OCT. 26		LOS ANGELES	6-2	W	4-6-1	9
12	OCT. 28		LOS ANGELES	6-2	L	4-7-1	9
13	OCT. 31	@	Edmonton	1-0	W	5-7-1	11
14	NOV. 1	@	Calgary	2-1	L	5-8-1	11
15	NOV. 3	@	Vancouver	5-3	W	6-8-1	13
16	NOV. 6		PHILADELPHIA	4-2	L	6-9-1	13
17	NOV. 9		HARTFORD	5-4	W	7-9-1	15
18	NOV. 11	@	Chicago	3-3	T	7-9-2	16
19	NOV. 12	@	Toronto	5-2	L	7-10-2	16
20	NOV. 14		PITTSBURGH	6-4	L	7-11-2	16
21	NOV. 16		NY RANGERS	6-4	L	7-12-2	16
22	NOV. 18		ST. LOUIS	4-3	W	8-12-2	18
23	NOV. 20	@	St. Louis	4-2	L	8-13-2	18
24	NOV. 22	@	NY Islanders	3-1	L	8-14-2	18
25	NOV. 24	@	Quebec	11-4	W	9-14-2	20
26	NOV. 25	@	Montreal	4-3	L	9-15-2	20
27	NOV. 28		CALGARY	2-2	T	9-15-3	21
28	NOV. 30		MINNESOTA	4-2	L	9-16-3	21
29	DEC. 2		VANCOUVER	5-1	L	9-17-3	21
30	DEC. 3		NEW JERSEY	4-4	T	9-17-4	22
31	DEC. 5	@	Los Angeles	3-3	T	9-17-5	23
32	DEC. 8	@	Los Angeles	4-4	T	9-17-6	24
33	DEC. 11	@	St. Louis	3-3	T	9-17-7	25
34	DEC. 13	@	Chicago	5-4	L	9-18-7	25
35	DEC. 15		MONTREAL	4-2	W	10-18-7	27
36	DEC. 16		PHILADELPHIA	4-2	L	10-19-7	27
37	DEC. 18	@	Pittsburgh	9-2	L	10-20-7	27
38	DEC. 20	@	Detroit	3-1	L	10-21-7	27
39	DEC. 22		DETROIT	5-2	L	10-22-7	27
40	DEC. 26	@	Minnesota	6-4	W	11-22-7	29
41	DEC. 28		BOSTON	6-0	W	12-22-7	31
42	DEC. 31		VANCOUVER	2-1	W	13-22-7	33
43	JAN. 2		CALGARY	3-3	T	13-22-8	34
44	JAN. 4	@	Buffalo	4-1	L	13-23-8	34
45	JAN. 5	@	Hartford	4-3	L	13-24-8	34
46	JAN. 7	@	Boston	5-2	L	13-25-8	34
47	JAN. 11		CHICAGO	3-1	L	13-26-8	34
48	JAN. 13		CALGARY	4-3	W	14-26-8	36
49	JAN. 15	@	Calgary	7-5	L	14-27-8	36
50	JAN. 16	@	Vancouver	2-1	W	15-27-8	38
51	JAN. 21		MINNESOTA	2-0	W	16-27-8	40
52	JAN. 25		NY ISLANDERS	8-1	W	17-27-8	42
53	JAN. 27		EDMONTON	3-2	L	17-28-8	42
54	JAN. 29	@	Quebec	5-2	W	18-28-8	44
55	JAN. 30	@	Montreal	8-4	L	18-29-8	44
56	FEB. 2	@	Washington	4-2	W	19-29-8	46
57	FEB. 3	@	NY Rangers	4-3	W	20-29-8	48
58	FEB. 6		TORONTO	5-5	T	20-29-9	49
59	FEB. 8		PITTSBURGH	6-2	W	21-29-9	51
60	FEB. 10		BUFFALO	2-0	L	21-30-9	51
61	FEB. 12	@	Detroit	6-1	L	21-31-9	51
62	FEB. 14	@	New Jersey	3-3	T	21-31-10	52
63	FEB. 17		QUEBEC	6-0	W	22-31-10	54
64	FEB. 20		VANCOUVER	5-5	T	22-31-11	55
65	FEB. 22		LOS ANGELES	6-4	L	22-32-11	55
66	FEB. 24		LOS ANGELES	5-3	L	22-33-11	55
67	FEB. 26		HARTFORD	5-4	W	23-33-11	57
68	FEB. 28	@	Los Angeles	4-2	L	23-34-11	57
69	MAR. 2	@	Los Angeles	6-3	L	23-35-11	57
70	MAR. 5		EDMONTON	5-4	L	23-36-11	57
71	MAR. 8		WASHINGTON	2-1	L	23-37-11	57
72	MAR. 10		NEW JERSEY	4-3	W	24-37-11	59
73	MAR. 12	@	Calgary	5-3	L	24-38-11	59
74	MAR. 13		BUFFALO	6-2	L	24-39-11	59
75	MAR. 15		EDMONTON	4-3	W	25-39-11	61
76	MAR. 18	@	Calgary	4-3	L	25-40-11	61
77	MAR. 22	@	Vancouver	3-1	L	25-41-11	61
78	MAR. 23	@	Edmonton	3-0	W	26-41-11	63
79	MAR. 28	@	Vancouver	3-2	L	26-42-11	63
80	MAR. 31	@	Edmonton	6-3	L	26-43-11	63

## 33-32-15 (81 points), 4th Smythe Division

PLAYER	GP	G	A	PTS	PIM
Phil Housley	74	23	63	86	92
Ed Olczyk	64	32	33	65	67
Fredrik Olausson	77	20	42	62	34
Pat Elynuik	60	25	25	50	65
Troy Murray	74	17	30	47	69
*Darrin Shannon	68	13	26	39	41
Teppo Numminen	80	5	34	39	32
Thomas Steen	38	13	25	38	29
Luciano Borsato	56	15	21	36	45
#Paul MacDermid	59	10	11	21	151
Stu Barnes	46	8	9	17	26
Mike Eagles	65	7	10	17	118
#Mark Osborne	43	4	12	16	65
Doug Evans	30	7	7	14	68
Danton Cole	52	7	5	12	32
Igor Ulanov	27	2	9	11	67
Randy Carlyle	66	1	9	10	54
Aaron Broten	25	4	5	9	14
Mike Hartman	75	4	4	8	264
Keith Tkachuk	17	3	5	8	28
Russ Romaniuk	27	3	5	8	18
John Leblanc	16	6	1	7	6
Evgeny Davydov	12	4	3	7	8

PLAYER	GP	G	A	PTS	PIM
Phil Sykes	52	4	2	6	72
Bryan Erickson	10	2	4	6	0
Dean Kennedy	18	2	4	6	21
*Mike Lalor	15	2	3	5	14
*Petri Skriko	15	2	3	5	4
*Mario Marois	34	1	3	4	34
#Moe Mantha	12	0	4	4	6
Shawn Cronin	65	0	4	4	271
*Lucien DeBlois	11	1	2	3	2
#Don Barber	11	0	3	3	4
Kris Draper	10	2	0	2	2
#Dave McLlwain	3	1	1	2	2
Bob Essensa	47	0	2	2	2
#Brent Ashton	7	1	0	1	4
Rob Murray	9	0	1	1	18
Rick Tabaracci	18	0	1	1	4
Bob Joyce	1	0	0	0	0
Michael O'Neill	1	0	0	0	0
Jason Cirone	3	0	0	0	2
#Gord Donnelly	4	0	0	0	11
Rudy Poeschek	4	0	0	0	17
Kent Paynter	5	0	0	0	4
Stephane Beauregard	26	0	0	0	0

GOALTENDER	GP	MIN	GAA	W-L-T	SO	GA	SA	SV%
Bob Essensa	47	2627	2.88	21-17-6	5	126	1407	.910
Stephane Beauregard	26	1267	2.89	6-8-6	2	61	611	.900
Rick Tabaracci	18	966	3.23	6-7-3	0	52	470	.889
Michael O'Neill	1	13	4.62	0-0-0	0	1	7	.857

\* - Acquired during season # - Relocated during season

#	DATE	H/R	OPPONENT	SCORE	RES	RECORD	PTS	#	DATE	H/R	OPPONENT	SCORE	RES	RECORD	PTS
1	OCT. 4		LOS ANGELES	6-3	L	0-1-0	0	41	JAN. 2	@	Boston	3-1	W	17-16-8	42
2	OCT. 6		CALGARY	5-3	W	1-1-0	2	42	JAN. 4	@	Pittsburgh	3-2	L	17-17-8	42
3	OCT. 8		VANCOUVER	3-2	L	1-2-0	2	43	JAN. 6	@	NY Rangers	4-2	L	17-18-8	42
4	OCT. 10	@	San Jose	5-4	W	2-2-0	4	44	JAN. 8		EDMONTON	5-2	W	18-18-8	44
5	OCT. 12	@	Los Angeles	3-3	T	2-2-1	5	45	JAN. 10		CHICAGO	6-2	W	19-18-8	46
6	OCT. 16		HARTFORD	3-2	L	2-3-1	5	46	JAN. 12		SAN JOSE	4-3	L	19-19-8	46
7	OCT. 19		TORONTO	4-2	W	3-3-1	7	47	JAN. 14		VANCOUVER	4-2	L	19-20-8	46
8	OCT. 22	@	NY Islanders	1-1	T	3-3-2	8	48	JAN. 21	@	Hartford	3-3	T	19-20-9	47
9	OCT. 23	@	Detroit	3-2	W	4-3-2	10	49	JAN. 23	@	Philadelphia	1-0	W	20-20-9	49
10	OCT. 25		PHILADELPHIA	2-0	W	5-3-2	12	50	JAN. 25	@	Quebec	2-1	L	20-21-9	49
11	OCT. 27		WASHINGTON	6-5	W	6-3-2	14	51	JAN. 26	@	Buffalo	5-2	L	20-22-9	49
12	OCT. 29	@	Quebec	7-2	L	6-4-2	14	52	JAN. 28	@	Pittsburgh	4-0	W	21-22-9	51
13	OCT. 30	@	Montreal	6-1	L	6-5-2	14	53	JAN. 31		QUEBEC	4-4	T	21-22-10	52
14	NOV. 1		CALGARY	7-6	L	6-6-2	14	54	FEB. 2		SAN JOSE	6-0	W	22-22-10	54
15	NOV. 3		ST. LOUIS	3-3	T	6-6-3	15	55	FEB. 4		BOSTON	3-3	T	22-22-11	55
16	NOV. 5	@	Vancouver	2-2	T	6-6-4	16	56	FEB. 7		CALGARY	4-1	W	23-22-11	57
17	NOV. 8		PITTSBURGH	3-1	L	6-7-4	16	57	FEB. 13	@	Minnesota	6-1	L	23-23-11	57
18	NOV. 11		LOS ANGELES	6-2	W	7-7-4	18	58	FEB. 15	@	Toronto	3-1	W	24-23-11	59
19	NOV. 14	@	St. Louis	2-1	L	7-8-4	18	59	FEB. 17	@	NY Islanders	5-4	L	24-24-11	59
20	NOV. 16	@	New Jersey	1-0	W	8-8-4	20	60	FEB. 19		ST. LOUIS	4-3	L	24-25-11	59
21	NOV. 17	@	Philadelphia	2-1	W	9-8-4	22	61	FEB. 21		NEW JERSEY	6-4	W	25-25-11	61
22	NOV. 20		NY ISLANDERS	3-1	W	10-8-4	24	62	FEB. 23		LOS ANGELES	4-2	L	25-26-11	61
23	NOV. 23	@	Edmonton	4-0	W	11-8-4	26	63	FEB. 26	@	Edmonton	6-1	L	25-27-11	61
24	NOV. 25	@	Calgary	3-3	T	11-8-5	27	64	FEB. 28	@	Vancouver	5-3	L	25-28-11	61
25	NOV. 27		NY RANGERS	3-2	W	12-8-5	29	65	MAR. 1		EDMONTON	4-2	L	25-29-11	61
26	DEC. 1		CHICAGO	3-2	W	13-8-5	31	66	MAR. 3	@	Detroit	4-3	W	26-29-11	63
27	DEC. 4		BUFFALO	5-4	W	14-8-5	33	67	MAR. 6	@	Washington	3-3	T	26-29-12	64
28	DEC. 6		EDMONTON	4-4	T	14-8-6	34	68	MAR. 8	@	Minnesota	4-2	L	26-30-12	64
29	DEC. 8		WASHINGTON	4-3	W	15-8-6	36	69	MAR. 11		SAN JOSE	3-0	W	27-30-12	66
30	DEC. 10	@	San Jose	3-3	T	15-8-7	37	70	MAR. 13		HARTFORD	1-0	L	27-31-12	66
31	DEC. 12	@	Los Angeles	2-1	L	15-9-7	37	71	MAR. 15		DETROIT	1-1	T	27-31-13	67
32	DEC. 14	@	Edmonton	7-5	L	15-10-7	37	72	MAR. 17	@	Los Angeles	5-4	L	27-32-13	67
33	DEC. 17	@	Calgary	7-4	L	15-11-7	37	73	MAR. 20	@	Vancouver	2-2	T	27-32-14	68
34	DEC. 19	@	Vancouver	3-1	L	15-12-7	37	74	MAR. 22		VANCOUVER	5-1	W	28-32-14	70
35	DEC. 21		CALGARY	7-2	W	16-12-7	39	75	MAR. 25		MONTREAL	2-2	T	28-32-15	71
36	DEC. 23	@	Toronto	3-1	L	16-13-7	39	76	MAR. 27		LOS ANGELES	6-4	W	29-32-15	73
37	DEC. 26		MINNESOTA	3-2	L	16-14-7	39	77	MAR. 29		SAN JOSE	6-5	W	30-32-15	75
38	DEC. 27	@	Chicago	3-3	T	16-14-8	40	78	APR. 12	@	Calgary	4-3	W	31-32-15	77
39	DEC. 29		BOSTON	6-3	L	16-15-8	40	79	APR. 14	@	Edmonton	6-2	W	32-32-15	79
40	DEC. 31		NY RANGERS	5-2	L	16-16-8	40	80	APR. 16	@	San Jose	5-3	W	33-32-15	81





# 2016-17 ARIZONA COYOTES

# 1992-93 WINNIPEG JETS

40-37-7 (87 points), 4th Smythe Division

PLAYER	GP	G	A	PTS	PIM
Teemu Selanne	84	76	56	132	45
Phil Housley	80	18	79	97	52
Alexei Zhamnov	68	25	47	72	58
Thomas Steen	80	22	50	72	75
Darrin Shannon	84	20	40	60	91
Fredrik Olausson	68	16	41	57	22
Keith Tkachuk	83	28	23	51	201
Evgeny Davydov	79	28	21	49	66
Teppo Numminen	66	7	30	37	33
Luciano Borsato	67	15	20	35	38
Mike Eagles	84	8	18	26	131
Sergei Bautin	71	5	18	23	96
Stu Barnes	38	12	10	22	10
#Ed Olczyk	25	8	12	20	26
John Druce	50	6	14	20	37
*Kris King	48	8	8	16	136
Bryan Erickson	41	4	12	16	14
Igor Ulanov	56	2	14	16	124
*Tie Domi	49	3	10	13	249

PLAYER	GP	G	A	PTS	PIM
Mike Lalor	64	1	8	9	76
Dean Kennedy	78	1	7	8	105
#Troy Murray	29	3	4	7	34
Bob Essensa	67	0	5	5	2
Russ Romaniuk	28	3	1	4	22
Randy Carlyle	22	1	1	2	14
Anatoli Fedotov	1	0	2	2	0
Andy Brickley	12	0	2	2	2
Dallas Eakins	14	0	2	2	38
#Mark Osiecki	4	1	0	1	2
Rob Murray	10	1	0	1	6
Alan Kerr	7	0	1	1	2
Scott Levins	9	0	1	1	18
Bob Joyce	1	0	0	0	0
Michael O'Neill	2	0	0	0	0
*Jim Hrivnak	3	0	0	0	0
John Leblanc	3	0	0	0	2
Kris Draper	7	0	0	0	2
#Rick Tabaracci	19	0	0	0	10

GOALTENDER	GP	MIN	GAA	W-L-T	SO	GA	SA	SV%
Bob Essensa	67	3855	3.53	33-26-6	2	227	2119	.893
*Jim Hrivnak	3	180	4.33	2-1-0	0	13	96	.865
#Rick Tabaracci	19	959	4.38	5-10-0	0	70	496	.859
Michael O'Neill	2	73	4.93	0-0-1	0	6	34	.824

\* - Acquired during season # - Relocated during season

## RECORDS

#	DATE	H/R	OPPONENT	SCORE	W-L-T	RECORD	PTS
1	OCT. 6		DETROIT	4-1	W	1-0-0	2
2	OCT. 8	@	San Jose	4-3	L	1-1-0	2
3	OCT. 10	@	Los Angeles	6-3	L	1-2-0	2
4	OCT. 12	@	Vancouver	8-1	L	1-3-0	2
5	OCT. 14		EDMONTON	7-3	W	2-3-0	4
6	OCT. 16		VANCOUVER	6-2	L	2-4-0	4
7	OCT. 18	@	Philadelphia	5-4	L	2-5-0	4
8	OCT. 20	@	Detroit	5-3	L	2-6-0	4
9	OCT. 23		LOS ANGELES	4-2	W	3-6-0	6
10	OCT. 26		WASHINGTON	6-2	W	4-6-0	8
11	OCT. 28		CALGARY	7-5	L	4-7-0	8
12	OCT. 31	@	Quebec	3-2	L	4-8-0	8
13	NOV. 2	@	Montreal	2-1	L	4-9-0	8
14	NOV. 6		EDMONTON	6-1	L	4-10-0	8
15	NOV. 8	@	Vancouver	6-1	L	4-11-0	8
16	NOV. 10		LOS ANGELES	4-4	T	4-11-1	9
17	NOV. 12	@	Minnesota	7-2	W	5-11-1	11
18	NOV. 14	@	St. Louis	4-2	L	5-12-1	11
19	NOV. 17	@	Tampa Bay	6-5	W	6-12-1	13
20	NOV. 19	@	Detroit	5-3	W	7-12-1	15
21	NOV. 21		NY RANGERS	5-4	L	7-13-1	15
22	NOV. 24		NY ISLANDERS	3-3	T	7-13-2	16
23	NOV. 27		SAN JOSE	3-2	W	8-13-2	18
24	DEC. 2	@	Calgary	3-3	T	8-13-3	19
25	DEC. 5		MONTREAL	3-2	L	8-14-3	19
26	DEC. 8	@	Pittsburgh	5-2	L	8-15-3	19
27	DEC. 11	@	Washington	8-6	L	8-16-3	19
28	DEC. 12	@	NY Islanders	4-3	W	9-16-3	21
29	DEC. 15		NEW JERSEY	4-3	W	10-16-3	23
30	DEC. 17	@	Chicago	5-1	L	10-17-3	23
31	DEC. 19	@	St. Louis	1-0	W	11-17-3	25
32	DEC. 21		SAN JOSE	5-4	W	12-17-3	27
33	DEC. 23		CALGARY	4-3	L	12-18-3	27
34	DEC. 26	@	Minnesota	5-4	L	12-19-3	27
35	DEC. 27		MINNESOTA	7-4	W	13-19-3	29
36	DEC. 29		BOSTON	5-4	W	14-19-3	31
37	DEC. 31		EDMONTON	3-2	W	15-19-3	33
38	JAN. 2	@	New Jersey	2-2	T	15-19-4	34
39	JAN. 3	@	Chicago	4-1	L	15-20-4	34
40	JAN. 5	@	Calgary	4-2	W	16-20-4	36
41	JAN. 8		LOS ANGELES	6-3	W	17-20-4	38
42	JAN. 10		PITTSBURGH	3-2	W	18-20-4	40

#	DATE	H/R	OPPONENT	SCORE	W-L-T	RECORD	PTS
43	JAN. 12		SAN JOSE	4-1	W	19-20-4	42
44	JAN. 13	@	Edmonton	4-1	W	20-20-4	44
45	JAN. 16	@	Los Angeles	5-2	W	21-20-4	46
46	JAN. 18		HARTFORD	8-7	W	22-20-4	48
47	JAN. 19		CHICAGO	5-2	W	23-20-4	50
48	JAN. 22	@	Calgary	4-4	T	23-20-5	51
49	JAN. 23		EDMONTON	8-5	W	24-20-5	53
50	JAN. 27	@	NY Rangers	5-2	L	24-21-5	53
51	JAN. 28	@	Boston	6-2	L	24-22-5	53
52	JAN. 30	@	Hartford	6-3	W	25-22-5	55
53	FEB. 1	@	Ottawa	4-4	T	25-22-6	56
54	FEB. 3		ST. LOUIS	4-2	L	25-23-6	56
55	FEB. 10		BUFFALO	6-2	L	25-24-6	56
56	FEB. 12		HARTFORD	6-2	L	25-25-6	56
57	FEB. 14		SAN JOSE	3-2	L	25-26-6	56
58	FEB. 18	@	San Jose	5-3	L	25-27-6	56
59	FEB. 20	@	Vancouver	4-2	L	25-28-6	56
60	FEB. 22		OTTAWA	6-3	W	26-28-6	58
61	FEB. 23	@	Ottawa	8-2	W	27-28-6	60
62	FEB. 26		VANCOUVER	7-4	L	27-29-6	60
63	FEB. 28		MINNESOTA	7-6	W	28-29-6	62
64	MAR. 2		QUEBEC	7-4	L	28-30-6	62
65	MAR. 4	@	Edmonton	5-3	W	29-30-6	64
66	MAR. 6	@	Toronto	4-2	L	29-31-6	64
67	MAR. 7	@	Buffalo	2-1	L	29-32-6	64
68	MAR. 9	@	Tampa Bay	4-2	W	30-32-6	66
69	MAR. 12		VANCOUVER	3-2	L	30-33-6	66
70	MAR. 14		TAMPA BAY	3-1	W	31-33-6	68
71	MAR. 16	@	Los Angeles	8-4	L	31-34-6	68
72	MAR. 18	@	Vancouver	5-2	W	32-34-6	70
73	MAR. 21		CALGARY	4-2	W	33-34-6	72
74	MAR. 23		TORONTO	5-4	L	33-35-6	72
75	MAR. 26		ST. LOUIS	4-2	W	34-35-6	74
76	MAR. 28		LOS ANGELES	3-3	T	34-35-7	75
77	MAR. 30	@	Calgary	5-4	W	35-35-7	77
78	APR. 1	@	San Jose	9-5	W	36-35-7	79
79	APR. 3	@	Edmonton	6-4	W	37-35-7	81
80	APR. 6		PHILADELPHIA	4-2	L	37-36-7	81
81	APR. 8		TORONTO	5-3	W	38-36-7	83
82	APR. 11	@	Edmonton	7-5	W	39-36-7	85
83	APR. 13		TAMPA BAY	5-3	L	39-37-7	85
84	APR. 15		EDMONTON	3-0	W	40-37-7	87

## 24-51-9 (57 points), 6th Central Division

PLAYER	GP	G	A	PTS	PIM
Keith Tkachuk	84	41	40	81	255
Nelson Emerson	83	33	41	74	80
Alexei Zhamnov	61	26	45	71	62
Darrin Shannon	77	21	37	58	87
Teemu Selanne	51	25	29	54	22
Thomas Steen	76	19	32	51	32
#Boris Mironov	65	7	22	29	96
#Paul Ysebaert	60	9	18	27	18
Stephane Quintal	81	8	18	26	119
Teppo Numminen	57	5	18	23	28
Tie Domi	81	8	11	19	347
Luciano Borsato	75	5	13	18	28
Igor Ulanov	74	0	17	17	165
Russ Romaniuk	24	4	8	12	6
Mike Eagles	73	4	8	12	96
Kris King	83	4	8	12	205
*Wayne McBean	31	2	9	11	24
Dean Kennedy	76	2	8	10	164
#Stu Barnes	18	5	4	9	8
John LeBlanc	17	6	2	8	2
*Dallas Drake	15	3	5	8	12

PLAYER	GP	G	A	PTS	PIM
#Fredrik Olausson	18	2	5	7	10
#Sergei Bautin	59	0	7	7	78
*Randy Gilhen	40	3	3	6	34
*Dave Manson	13	1	4	5	51
Dave Tomlinson	31	1	3	4	24
Darryl Shannon	20	0	4	4	18
Arto Blomsten	18	0	2	2	6
Michal Grosek	3	1	0	1	0
Oleg Mikulchik	4	0	1	1	17
#Yan Kaminsky	1	0	0	0	0
Mark Visheau	1	0	0	0	0
Andy Brickley	2	0	0	0	0
Craig Fisher	4	0	0	0	2
Kevin McClelland	6	0	0	0	19
Rob Murray	6	0	0	0	2
Harijs Vitolins	8	0	0	0	4
Stephane Beauregard	13	0	0	0	0
*Tim Cheveldae	14	0	0	0	2
Bryan Erickson	16	0	0	0	6
Mike O'Neill	17	0	0	0	0
#Bob Essensa	56	0	0	0	6

GOALTENDER	GP	MIN	GAA	W-L-T	SO	GA	SA	SV%
#Bob Essensa	56	3136	3.85	19-30-6	1	201	1714	.883
*Tim Cheveldae	14	788	3.96	5-8-1	1	52	485	.893
Mike O'Neill	17	738	4.15	0-9-1	0	51	382	.866
Stephane Beauregard	13	418	4.88	0-4-1	0	34	211	.839

\* - Acquired during season # - Relocated during season

#	DATE	H/R	OPPONENT	SCORE	RES	RECORD	PTS	#	DATE	H/R	OPPONENT	SCORE	W-L-T	RECORD	PTS
1	OCT. 6		WASHINGTON	6-4	W	1-0-0	2	43	JAN. 6	@	Boston	5-4	L	15-23-5	35
2	OCT. 9	@	Dallas	3-3	T	1-0-1	3	44	JAN. 8	@	Ottawa	3-2	W	16-23-5	37
3	OCT. 10	@	Chicago	4-3	L	1-1-1	3	45	JAN. 10	@	Montreal	4-2	L	16-24-5	37
4	OCT. 12	@	New Jersey	7-4	L	1-2-1	3	46	JAN. 12		BUFFALO	3-2	W	17-24-5	39
5	OCT. 16		CHICAGO	1-0	W	2-2-1	5	47	JAN. 15		TORONTO	5-1	L	17-25-5	39
6	OCT. 18		EDMONTON	6-3	W	3-2-1	7	48	JAN. 16		TAMPA BAY	3-2	L	17-26-5	39
7	OCT. 21	@	Detroit	6-2	L	3-3-1	7	49	JAN. 19		NEW JERSEY	4-0	L	17-27-5	39
8	OCT. 23	@	Philadelphia	9-6	W	4-3-1	9	50	JAN. 25	@	Los Angeles	4-4	T	17-27-6	40
9	OCT. 26	@	Florida	5-2	W	5-3-1	11	51	JAN. 26	@	Anaheim	3-1	L	17-28-6	40
10	OCT. 27	@	Tampa Bay	4-3	W	6-3-1	13	52	JAN. 29	@	Detroit	7-1	L	17-29-6	40
11	OCT. 29		LOS ANGELES	4-3	L	6-4-1	13	53	FEB. 2		DALLAS	7-3	L	17-30-6	40
12	OCT. 31		CALGARY	4-3	L	6-5-1	13	54	FEB. 4		HARTFORD	2-2	T	17-30-7	41
13	NOV. 3		ST. LOUIS	3-0	L	6-6-1	13	55	FEB. 6	@	Edmonton	5-2	L	17-31-7	41
14	NOV. 5		OTTAWA	7-6	L	6-7-1	13	56	FEB. 8	@	ST. LOUIS	6-5	L	17-32-7	41
15	NOV. 7	@	Dallas	1-1	T	6-7-2	14	57	FEB. 9	@	Dallas	4-2	L	17-33-7	41
16	NOV. 9	@	NY Islanders	5-2	W	7-7-2	16	58	FEB. 11		TORONTO	3-1	L	17-34-7	41
17	NOV. 10	@	NY Rangers	2-1	L	7-8-2	16	59	FEB. 15	@	Pittsburgh	5-3	L	17-35-7	41
18	NOV. 13		DALLAS	3-2	L	7-9-2	16	60	FEB. 18		CHICAGO	7-2	L	17-36-7	41
19	NOV. 15	@	Calgary	7-2	L	7-10-2	16	61	FEB. 20		CALGARY	5-2	L	17-37-7	41
20	NOV. 17		DETROIT	2-1	W	8-10-2	18	62	FEB. 22		FLORIDA	3-2	L	17-38-7	41
21	NOV. 19	@	Buffalo	6-0	L	8-11-2	18	63	FEB. 24	@	Chicago	6-3	L	17-39-7	41
22	NOV. 20	@	Quebec	5-5	T	8-11-3	19	64	FEB. 25		BOSTON	7-6	L	17-40-7	41
23	NOV. 24		ANAHEIM	2-1	L	8-12-3	19	65	FEB. 28		SAN JOSE	3-3	T	17-40-8	42
24	NOV. 26		VANCOUVER	5-3	L	8-13-3	19	66	MAR. 2		DALLAS	4-2	W	18-40-8	44
25	NOV. 28	@	ST. LOUIS	4-3	W	9-13-3	21	67	MAR. 4	@	Ottawa	6-1	W	19-40-8	46
26	NOV. 30	@	Los Angeles	8-6	W	10-13-3	23	68	MAR. 6		PITTSBURGH	5-3	L	19-41-8	46
27	DEC. 1	@	Anaheim	5-2	L	10-14-3	23	69	MAR. 7		NY ISLANDERS	7-2	L	19-42-8	46
28	DEC. 3	@	San Jose	3-3	T	10-14-4	24	70	MAR. 11		VANCOUVER	8-4	L	19-43-8	46
29	DEC. 5		DETROIT	6-4	W	11-14-4	26	71	MAR. 12	@	Toronto	3-1	L	19-44-8	46
30	DEC. 6	@	Detroit	6-2	L	11-15-4	26	72	MAR. 16		ST. LOUIS	4-0	W	20-44-8	48
31	DEC. 8	@	Toronto	5-4	W	12-15-4	28	73	MAR. 19		DETROIT	4-2	W	21-44-8	50
32	DEC. 10		FLORIDA	5-2	L	12-16-4	28	74	MAR. 23		MONTREAL	3-1	W	22-44-8	52
33	DEC. 12		TORONTO	3-3	T	12-16-5	29	75	MAR. 25		SAN JOSE	8-3	L	22-45-8	52
34	DEC. 17	@	Vancouver	6-1	L	12-17-5	29	76	MAR. 27		NY RANGERS	3-1	W	23-45-8	54
35	DEC. 18	@	Calgary	5-4	L	12-18-5	29	77	MAR. 29	@	San Jose	9-4	L	23-46-8	54
36	DEC. 20		ANAHEIM	7-5	L	12-19-5	29	78	APR. 1	@	Vancouver	5-1	L	23-47-8	54
37	DEC. 23		QUEBEC	5-2	W	13-19-5	31	79	APR. 4		PHILADELPHIA	2-2	T	23-47-9	55
38	DEC. 27	@	Edmonton	6-0	L	13-20-5	31	80	APR. 6		EDMONTON	4-3	L	23-48-9	55
39	DEC. 29		CHICAGO	3-2	W	14-20-5	33	81	APR. 9		LOS ANGELES	4-3	W	24-48-9	57
40	DEC. 31		ST. LOUIS	2-1	W	15-20-5	35	82	APR. 10	@	Toronto	7-0	L	24-49-9	57
41	JAN. 2	@	Chicago	5-1	L	15-21-5	35	83	APR. 12	@	Washington	4-3	L	24-50-9	57
42	JAN. 5	@	Hartford	4-0	L	15-22-5	35	84	APR. 14	@	St. Louis	3-1	L	24-51-9	57



16-25-7 (39 points), 6th Central Division

PLAYER	GP	G	A	PTS	PIM
Alexei Zhamnov	48	30	35	65	20
Keith Tkachuk	48	22	29	51	152
Teemu Selanne	45	22	26	48	2
Nelson Emerson	48	14	23	37	26
Igor Korolev	45	8	22	30	10
Dallas Drake	43	8	18	26	30
Stephane Quintal	43	6	17	23	78
Teppo Numminen	42	5	16	21	16
Dave Manson	44	3	15	18	139
Thomas Steen	31	5	10	15	14
Darryl Shannon	40	5	9	14	48
Randy Gilhen	44	5	6	11	52
*Eddie Olczyk	13	2	8	10	8
*Mike Eastwood	13	3	6	9	4
Darrin Shannon	19	5	3	8	14
#Tie Domi	31	4	4	8	128
Kris King	48	4	2	6	85

PLAYER	GP	G	A	PTS	PIM
Neil Wilkinson	40	1	4	5	75
Michal Grosek	24	2	2	4	21
#Igor Ulanov	19	1	3	4	27
#Mike Eagles	27	2	1	3	40
Greg Brown	9	0	3	3	17
Rob Murray	10	0	2	2	2
Oleg Mikulchik	25	0	2	2	12
Craig Martin	20	0	1	1	19
Nikolai Khabibulin	26	0	1	1	4
Tim Cheveldae	30	0	1	1	2
Tavis Hansen	1	0	0	0	0
#Arto Blomsten	1	0	0	0	2
John LeBlanc	2	0	0	0	0
Luciano Borsato	4	0	0	0	0
Russ Romaniuk	6	0	0	0	0
Brent Thompson	29	0	0	0	78

GOALTENDER	GP	MIN	GAA	W-L-T	SO	GA	SA	SV%
Tim Cheveldae	30	1571	3.70	8-16-3	0	97	818	.881
Nikolai Khabibulin	26	1339	3.41	8-9-4	0	76	723	.895

\* - Acquired during season # - Relocated during season

#	DATE	H/R	OPPONENT	SCORE	RES	RECORD	PTS
1	JAN. 20		CALGARY	3-3	T	0-0-1	1
2	JAN. 21		ANAHEIM	4-3	L	0-1-1	1
3	JAN. 23		CHICAGO	5-3	W	1-1-1	3
4	JAN. 25	@	San Jose	4-0	L	1-2-1	3
5	JAN. 27	@	Anaheim	3-2	L	1-3-1	3
6	JAN. 28	@	Los Angeles	4-2	L	1-4-1	3
7	FEB. 2		ST. LOUIS	5-4	L	1-5-1	3
8	FEB. 4		SAN JOSE	3-3	T	1-5-2	4
9	FEB. 6	@	Calgary	5-4	W	2-5-2	6
10	FEB. 8	@	Edmonton	3-3	T	2-5-3	7
11	FEB. 9	@	Vancouver	5-1	L	2-6-3	7
12	FEB. 11	@	St. Louis	3-2	W	3-6-3	9
13	FEB. 13	@	Dallas	7-4	W	4-6-3	11
14	FEB. 15		DETROIT	5-1	L	4-7-3	11
15	FEB. 17		ST. LOUIS	4-3	L	4-8-3	11
16	FEB. 22	@	Vancouver	4-1	W	5-8-3	13
17	FEB. 24		ANAHEIM	4-2	W	6-8-3	15
18	FEB. 25	@	Toronto	5-2	L	6-9-3	15
19	FEB. 28		DALLAS	4-0	L	6-10-3	15
20	MAR. 2	@	Detroit	6-1	L	6-11-3	15
21	MAR. 4		SAN JOSE	4-2	W	7-11-3	17
22	MAR. 5		CALGARY	3-2	W	8-11-3	19
23	MAR. 10		DALLAS	4-3	W	9-11-3	21
24	MAR. 11		LOS ANGELES	4-2	L	9-12-3	21

#	DATE	H/R	OPPONENT	SCORE	RES	RECORD	PTS
25	MAR. 14		VANCOUVER	3-3	T	9-12-4	22
26	MAR. 17	@	Calgary	8-4	L	9-13-4	22
27	MAR. 19		CHICAGO	3-2	L	9-14-4	22
28	MAR. 22	@	Detroit	6-3	L	9-15-4	22
29	MAR. 24	@	Toronto	3-2	L	9-16-4	22
30	MAR. 25		TORONTO	3-3	T	9-16-5	23
31	MAR. 28	@	San Jose	6-5	L	9-17-5	23
32	MAR. 30	@	Anaheim	3-1	L	9-18-5	23
33	APR. 1	@	Los Angeles	7-7	T	9-18-6	24
34	APR. 5		CHICAGO	4-1	W	10-18-6	26
35	APR. 7		VANCOUVER	7-4	W	11-18-6	28
36	APR. 8	@	Toronto	4-3	L	11-19-6	28
37	APR. 11	@	St. Louis	7-5	L	11-20-6	28
38	APR. 13		ST. LOUIS	5-2	W	12-20-6	30
39	APR. 15		TORONTO	5-1	W	13-20-6	32
40	APR. 17		EDMONTON	6-5	L	13-21-7	32
41	APR. 19	@	Detroit	5-5	T	13-21-7	33
42	APR. 21	@	Chicago	2-1	W	14-21-7	35
43	APR. 23	@	Dallas	5-2	L	14-22-7	35
44	APR. 25		EDMONTON	5-3	L	14-23-7	35
45	APR. 27		DETROIT	4-3	W	15-23-7	37
46	APR. 29	@	Edmonton	5-1	W	16-23-7	39
47	MAY 1	@	Chicago	3-2	L	16-24-7	39
48	MAY 2		LOS ANGELES	2-1	L	16-25-7	39

## 36-40-6 (78 points), 5th Central Division

PLAYER	GP	G	A	PTS	PIM
Keith Tkachuk	76	50	48	98	156
#Teemu Selanne	51	24	48	72	18
Alexei Zhamnov	58	22	37	59	65
Teppo Numminen	74	11	43	54	22
Igor Korolev	73	22	29	51	42
Eddie Olczyk	51	27	22	49	65
Dallas Drake	69	19	20	39	36
#Darren Turcotte	59	16	16	32	26
Dave Manson	82	7	23	30	205
*Norm Maciver	39	5	25	30	26
Mike Eastwood	80	14	14	28	20
Mike Stapleton	58	10	14	24	37
Darrin Shannon	63	5	18	23	28
Kris King	81	9	11	20	151
*Craig Janney	13	7	13	20	0
Deron Quint	51	5	13	18	22
Shane Doan	74	7	10	17	101
#Darryl Shannon	48	2	7	9	72
*Oleg Tverdovsky	31	0	8	8	6
Jim McKenzie	73	4	2	6	202
Jeff Finley	65	1	5	6	81

GOALTENDER	GP	MIN	GAA	W-L-T	SO	GA	SA	SV%
Scott Langkow	1	6	0.00	0-0-0	0	0	2	1.000
Nikolai Khabibulin	53	2914	3.13	26-20-3	2	152	1656	.908
*Dominic Roussel	7	285	3.37	2-2-0	0	16	134	.881
#Tim Cheveldae	30	1695	3.93	8-18-3	0	111	948	.883
Tom Draper	1	34	5.29	0-0-0	0	3	14	.786

\* - Acquired during season # - Relocated during season

PLAYER	GP	G	A	PTS	PIM
Randy Gilhen	22	2	3	5	12
*Chad Kilger	29	2	3	5	12
#Neil Wilkinson	21	1	4	5	33
*Craig Muni	25	1	3	4	37
Iain Fraser	12	1	1	2	4
Jason Doig	15	1	1	2	28
Craig Mills	4	0	2	2	0
Brent Thompson	10	0	1	1	21
#Stewart Malgunas	29	0	1	1	32
*Tom Draper	1	0	0	0	0
Rob Murray	1	0	0	0	2
Scott Langkow	1	0	0	0	0
#Michal Grosek	1	0	0	0	0
*Dallas Eakins	2	0	0	0	0
*Ravil Gusmanov	4	0	0	0	0
*Dominic Roussel	7	0	0	0	2
*Denis Chasse	15	0	0	0	12
Ed Ronan	17	0	0	0	16
#Tim Cheveldae	30	0	0	0	0
Nikolai Khabibulin	53	0	0	0	12

#	DATE	H/R OPPONENT	SCORE	RES	RECORD	PTS
1	OCT. 7	DALLAS	7-5	W	1-0-0	2
2	OCT. 9	ANAHEIM	4-3	W	2-0-0	4
3	OCT. 11	@ NY Rangers	6-4	L	2-1-0	4
4	OCT. 12	@ New Jersey	4-1	L	2-2-0	4
5	OCT. 15	DETROIT	5-5	T	2-2-1	5
6	OCT. 17	TAMPA BAY	5-2	W	3-2-1	7
7	OCT. 19	SAN JOSE	3-3	T	3-2-2	8
8	OCT. 22	@ Anaheim	6-2	L	3-3-2	8
9	OCT. 25	@ San Jose	6-1	W	4-3-2	10
10	OCT. 27	@ Edmonton	7-5	L	4-4-2	10
11	OCT. 28	@ Vancouver	4-1	W	5-4-2	12
12	OCT. 30	DETROIT	3-2	W	6-4-2	14
13	NOV. 1	TORONTO	4-2	L	6-5-2	14
14	NOV. 3	COLORADO	5-2	L	6-6-2	14
15	NOV. 5	@ Buffalo	4-3	W	7-6-2	16
16	NOV. 10	@ St. Louis	3-2	L	7-7-2	16
17	NOV. 14	CHICAGO	6-5	W	8-7-2	18
18	NOV. 17	NY RANGERS	6-3	W	9-7-2	20
19	NOV. 18	@ Toronto	2-1	L	9-8-2	20
20	NOV. 21	@ Boston	5-4	L	9-9-2	20
21	NOV. 22	@ Ottawa	3-1	W	10-9-2	22
22	NOV. 26	EDMONTON	4-0	W	11-9-2	24
23	NOV. 28	TORONTO	4-3	W	12-9-2	26
24	NOV. 30	ST. LOUIS	4-1	L	12-10-2	26
25	DEC. 2	CHICAGO	2-2	T	12-10-3	27
26	DEC. 3	CALGARY	5-2	W	13-10-3	29
27	DEC. 6	@ Los Angeles	6-3	L	13-11-3	29
28	DEC. 7	@ San Jose	5-3	L	13-12-3	29
29	DEC. 10	WASHINGTON	6-1	L	13-13-3	29
30	DEC. 12	MONTREAL	6-5	L	13-14-3	29
31	DEC. 15	EDMONTON	9-4	W	14-14-3	31
32	DEC. 17	@ Chicago	3-1	L	14-15-3	31
33	DEC. 19	@ Tampa Bay	6-3	L	14-16-3	31
34	DEC. 21	@ Florida	6-1	L	14-17-3	31
35	DEC. 23	ST. LOUIS	2-1	W	15-17-3	33
36	DEC. 28	@ Chicago	4-3	L	15-18-3	33
37	DEC. 29	NEW JERSEY	5-3	W	16-18-3	35
38	DEC. 31	BOSTON	5-3	L	16-19-3	35
39	JAN. 3	@ Los Angeles	5-4	W	17-19-3	37
40	JAN. 5	@ Dallas	5-4	L	17-20-3	37
41	JAN. 8	@ Detroit	6-4	W	18-20-3	39

#	DATE	H/R OPPONENT	SCORE	RES	RECORD	PTS
42	JAN. 10	BUFFALO	4-1	W	19-20-3	41
43	JAN. 12	HARTFORD	3-2	L	19-21-3	41
44	JAN. 14	ANAHEIM	6-4	L	19-22-3	41
45	JAN. 16	@ Washington	1-1	T	19-22-4	42
46	JAN. 17	@ Toronto	4-2	W	20-22-4	44
47	JAN. 24	ST. LOUIS	6-5	L	20-23-4	44
48	JAN. 27	@ Montreal	4-1	L	20-24-4	44
49	JAN. 29	@ Dallas	2-1	W	21-24-4	46
50	FEB. 1	@ Colorado	6-4	L	21-25-4	46
51	FEB. 4	VANCOUVER	4-2	L	21-26-4	46
52	FEB. 8	OTTAWA	6-2	W	22-26-4	48
53	FEB. 10	@ Calgary	3-2	W	23-26-4	50
54	FEB. 13	@ Vancouver	5-4	L	23-27-4	50
55	FEB. 16	PITTSBURGH	1-0	L	23-28-4	50
56	FEB. 18	@ St. Louis	3-0	L	23-29-4	50
57	FEB. 21	VANCOUVER	5-3	L	23-30-4	50
58	FEB. 23	CHICAGO	1-0	W	24-30-4	52
59	FEB. 26	LOS ANGELES	4-3	W	25-30-4	54
60	FEB. 28	TORONTO	4-3	W	26-30-4	56
61	MAR. 1	@ Hartford	5-2	W	27-30-4	58
62	MAR. 3	@ NY Islanders	7-5	W	28-30-4	60
63	MAR. 5	@ Pittsburgh	9-4	L	28-31-4	60
64	MAR. 7	FLORIDA	5-3	W	29-31-4	62
65	MAR. 9	NY ISLANDERS	4-2	L	29-32-4	62
66	MAR. 10	DETROIT	5-2	L	29-33-4	62
67	MAR. 12	@ Detroit	5-2	L	29-34-4	62
68	MAR. 13	@ Toronto	3-3	T	29-34-5	63
69	MAR. 16	@ Philadelphia	3-0	L	29-35-5	63
70	MAR. 20	SAN JOSE	7-1	L	29-36-5	63
71	MAR. 22	PHILADELPHIA	4-1	W	30-36-5	65
72	MAR. 24	COLORADO	5-2	L	30-37-5	65
73	MAR. 26	@ Dallas	8-2	W	31-37-5	67
74	MAR. 27	@ Colorado	3-1	W	32-37-5	69
75	MAR. 29	@ Edmonton	3-2	L	32-38-5	69
76	MAR. 31	@ Calgary	4-1	W	33-38-5	71
77	APR. 3	DALLAS	3-1	W	34-38-5	73
78	APR. 6	CALGARY	4-3	W	35-38-5	75
79	APR. 8	@ St. Louis	2-2	T	35-38-6	76
80	APR. 10	@ Detroit	5-2	L	35-39-6	76
81	APR. 12	LOS ANGELES	5-3	W	36-39-6	78
82	APR. 14	@ Anaheim	5-2	L	36-40-6	78



# 2016-17 ARIZONA COYOTES

# 1996-97 PHOENIX COYOTES

38-37-7 (83 points), 3rd Central Division

PLAYER	GP	G	A	PTS	PIM
Keith Tkachuk	81	52	34	86	228
Jeremy Roenick	72	29	40	69	115
Mike Gartner	82	32	31	63	38
Oleg Tverdovsky	82	10	45	55	30
Craig Janney	77	15	38	53	26
Cliff Ronning	69	19	32	51	26
Dallas Drake	63	17	19	36	52
Teppo Numminen	82	2	25	27	28
Darrin Shannon	82	11	13	24	41
Bob Corkum	80	9	11	20	40
#Dave Manson	66	3	17	20	164
Mike Stapleton	55	4	11	15	36
Deron Quint	27	3	11	14	4
Kris King	81	3	11	14	185
Norm Maciver	32	4	9	13	24
Shane Doan	63	4	8	12	49
Igor Korolev	41	3	7	10	28
Jim Johnson	55	3	7	10	74
Jeff Finley	65	3	7	10	40

PLAYER	GP	G	A	PTS	PIM
Jim McKenzie	65	5	3	8	200
Chad Kilger	24	4	3	7	13
*Jayson More	23	1	6	7	37
Brad McCrimmon	37	1	5	6	18
#Mike Eastwood	33	1	3	4	4
*Gerald Diduck	11	1	2	3	23
Nikolai Khabibulin	72	0	3	3	16
Jocelyn Lemieux	2	1	0	1	0
Darcy Wakaluk	16	0	1	1	4
Parris Duffus	1	0	0	0	0
Jason Simon	1	0	0	0	0
Brent Thompson	1	0	0	0	7
Tavis Hansen	1	0	0	0	0
*Pat Jablonski	2	0	0	0	0
Kevin Dahl	2	0	0	0	0
Juha Ylonen	2	0	0	0	0
#Dallas Eakins	4	0	0	0	10
Mike Hudson	7	0	0	0	2
*Murray Baron	8	0	0	0	4

GOALTENDER	GP	MIN	GAA	W-L-T	SO	GA	SA	SV%
Nikolai Khabibulin	72	4091	2.83	30-33-6	7	193	2094	.908
Darcy Wakaluk	16	782	2.99	8-3-1	1	39	386	.899
*Pat Jablonski	2	59	2.03	0-1-0	0	2	24	.917
Parris Duffus	1	29	2.07	0-0-0	0	1	8	.875

\* - Acquired during season # - Relocated during season

## RECORDS

#	DATE	H/R	OPPONENT	SCORE	RES	RECORD	PTS	#	DATE	H/R	OPPONENT	SCORE	RES	RECORD	PTS
1	OCT. 5	@	Hartford	1-0	L	0-1-0	0	42	JAN. 9		DETROIT	5-4	L	18-20-4	40
2	OCT. 7	@	Boston	5-2	W	1-1-0	2	43	JAN. 10	@	Dallas	4-3	W	19-20-4	42
3	OCT. 10		SAN JOSE	4-1	W	2-1-0	4	44	JAN. 12		BUFFALO	3-2	L	19-21-4	42
4	OCT. 12		ANAHEIM	4-2	W	3-1-0	6	45	JAN. 13	@	San Jose	5-4	L	19-22-4	42
5	OCT. 14		EDMONTON	6-3	L	3-2-0	6	46	JAN. 15		ST. LOUIS	4-1	L	19-23-4	42
6	OCT. 18		PHILADELPHIA	3-1	L	3-3-0	6	47	JAN. 23		ANAHEIM	6-3	W	20-23-4	44
7	OCT. 20		FLORIDA	1-1	T	3-3-1	7	48	JAN. 25		VANCOUVER	4-0	W	21-23-4	46
8	OCT. 22		ST. LOUIS	2-1	L	3-4-1	7	49	JAN. 28	@	Philadelphia	4-1	L	21-24-4	46
9	OCT. 26	@	Toronto	5-2	L	3-5-1	7	50	JAN. 29	@	Detroit	3-0	W	22-24-4	48
10	OCT. 28	@	Montreal	5-4	W	4-5-1	9	51	FEB. 1	@	Pittsburgh	4-1	L	22-25-4	48
11	OCT. 30	@	Edmonton	4-1	L	4-6-1	9	52	FEB. 4		TAMPA BAY	2-0	L	22-26-4	48
12	NOV. 1	@	Calgary	3-2	W	5-6-1	11	53	FEB. 6		CHICAGO	3-2	W	23-26-4	50
13	NOV. 3		MONTREAL	4-4	T	5-6-2	12	54	FEB. 8		DALLAS	5-4	L	23-27-4	50
14	NOV. 6		DALLAS	3-2	L	5-7-2	12	55	FEB. 10	@	St. Louis	4-2	W	24-27-4	52
15	NOV. 8		COLORADO	4-1	L	5-8-2	12	56	FEB. 12	@	Dallas	5-0	W	25-27-4	54
16	NOV. 14		HARTFORD	2-1	L	5-9-2	12	57	FEB. 13		COLORADO	3-2	L	25-28-4	54
17	NOV. 16		TORONTO	3-2	W	6-9-2	14	58	FEB. 15		BOSTON	5-4	W	26-28-4	56
18	NOV. 18		DETROIT	2-2	T	6-9-3	15	59	FEB. 18		LOS ANGELES	6-1	W	27-28-4	58
19	NOV. 20	@	Colorado	6-0	L	6-10-3	15	60	FEB. 22	@	Anaheim	4-2	L	27-29-4	58
20	NOV. 21	@	St. Louis	4-3	L	6-11-3	15	61	FEB. 24		DETROIT	5-3	L	27-30-4	58
21	NOV. 23		NY ISLANDERS	3-3	T	6-11-4	16	62	FEB. 26	@	Calgary	5-2	W	28-30-4	60
22	NOV. 26		NY RANGERS	3-1	L	6-12-4	16	63	FEB. 27	@	Vancouver	6-2	L	28-31-4	60
23	NOV. 28		NEW JERSEY	4-3	W	7-12-4	18	64	MAR. 2		CHICAGO	4-0	L	28-32-4	60
24	NOV. 30		CALGARY	3-1	W	8-12-4	20	65	MAR. 5	@	Florida	3-0	W	29-32-4	62
25	DEC. 3		LOS ANGELES	4-1	L	8-13-4	20	66	MAR. 6	@	Tampa Bay	5-0	W	30-32-4	64
26	DEC. 5	@	St. Louis	3-0	W	9-13-4	22	67	MAR. 8	@	Chicago	2-0	W	31-32-4	66
27	DEC. 7	@	New Jersey	4-3	W	10-13-4	24	68	MAR. 10		OTTAWA	4-1	L	31-33-4	66
28	DEC. 9	@	NY Rangers	5-2	L	10-14-4	24	69	MAR. 12		PITTSBURGH	5-5	T	31-33-5	67
29	DEC. 10	@	NY Islanders	8-2	L	10-15-4	24	70	MAR. 14	@	San Jose	4-1	W	32-33-5	69
30	DEC. 13	@	Ottawa	4-2	W	11-15-4	26	71	MAR. 17		ST. LOUIS	3-2	W	33-33-5	71
31	DEC. 14	@	Toronto	5-3	W	12-15-4	28	72	MAR. 19	@	Dallas	7-2	L	33-34-5	71
32	DEC. 17		WASHINGTON	4-3	W	13-15-4	30	73	MAR. 20	@	Chicago	4-2	W	34-34-5	73
33	DEC. 20		TORONTO	5-2	W	14-15-4	32	74	MAR. 22	@	Toronto	3-0	W	35-34-5	75
34	DEC. 22		CALGARY	7-2	L	14-16-4	32	75	MAR. 27		TORONTO	1-1	T	35-34-6	76
35	DEC. 23	@	Anaheim	2-1	W	15-16-4	34	76	MAR. 29		EDMONTON	3-1	L	35-35-6	76
36	DEC. 26	@	Los Angeles	5-2	L	15-17-4	34	77	APR. 1		SAN JOSE	7-1	W	36-35-6	78
37	DEC. 27		VANCOUVER	7-4	W	16-17-4	36	78	APR. 3	@	Los Angeles	5-4	W	37-35-6	80
38	DEC. 30	@	Detroit	5-3	W	17-17-4	38	79	APR. 6	@	Colorado	2-1	L	37-36-6	80
39	JAN. 2	@	Chicago	4-2	W	18-17-4	40	80	APR. 7		DALLAS	2-2	T	37-36-7	81
40	JAN. 3	@	Washington	3-0	L	18-18-4	40	81	APR. 9	@	Vancouver	6-4	L	37-37-7	81
41	JAN. 5	@	Buffalo	5-1	L	18-19-4	40	82	APR. 11	@	Edmonton	6-2	W	38-37-7	83



## 35-35-12 (82 points), 4th Central Division

PLAYER	GP	G	A	PTS	PIM
Keith Tkachuk	69	40	26	66	147
Jeremy Roenick	79	24	32	56	103
Cliff Ronning	80	11	44	55	36
Craig Janney	68	10	43	53	12
Teppo Numminen	82	11	40	51	30
Rick Tocchet	68	26	19	45	157
Dallas Drake	60	11	29	40	71
Mike Gartner	60	12	15	27	24
Bob Corkum	76	12	9	21	28
Oleg Tverdovsky	46	7	12	19	12
Gerald Diduck	78	8	10	18	118
Brad Isbister	66	9	8	17	102
John Slaney	55	3	14	17	24
Darrin Shannon	58	2	12	14	26
Juha Ylonen	55	1	11	12	10
Shane Doan	33	5	6	11	35
Deron Quint	32	4	7	11	16
#Jayson More	41	5	5	10	53
Mike Stapleton	64	5	5	10	36

PLAYER	GP	G	A	PTS	PIM
Norm Maciver	41	2	6	8	38
Jim McKenzie	64	3	4	7	146
*Keith Carney	20	1	6	7	18
Michel Petit	32	4	2	6	77
Jocelyn Lemieux	30	3	3	6	27
Murray Baron	45	1	5	6	106
Jim Johnson	16	2	1	3	18
*Mark Janssens	7	1	2	3	4
Nikolai Khabibulin	70	0	2	2	22
Daniel Briere	5	1	0	1	2
Jason Doig	4	0	1	1	12
Sean Gagnon	5	0	1	1	14
#Chad Kilger	10	0	1	1	4
Jeff Christian	1	0	0	0	0
Brad Tiley	1	0	0	0	0
Scott Levins	2	0	0	0	5
Scott Langkow	3	0	0	0	0
Jimmy Waite	17	0	0	0	2
*Jim Cummins	20	0	0	0	47

GOALTENDER	GP	MIN	GAA	W-L-T	SO	GA	SA	SV%
Jimmy Waite	17	793	2.12	5-6-1	1	28	322	.913
Nikolai Khabibulin	70	4026	2.74	30-28-10	4	184	1835	.900
Scott Langkow	3	137	4.38	0-1-1	0	10	60	.833

\* - Acquired during season # - Relocated during season

#	DATE	H/R	OPPONENT	SCORE	RES	RECORD	PTS	#	DATE	H/R	OPPONENT	SCORE	RES	RECORD	PTS
1	OCT. 1		CHICAGO	6-2	W	1-0-0	2	42	JAN. 3		NY ISLANDERS	2-1	W	19-16-7	45
2	OCT. 3	@	St. Louis	7-2	L	1-1-0	2	43	JAN. 6	@	Detroit	2-0	L	19-17-7	45
3	OCT. 5	@	Philadelphia	2-1	W	2-1-0	4	44	JAN. 8	@	Boston	5-2	L	19-18-7	45
4	OCT. 8		BOSTON	3-2	L	2-2-0	4	45	JAN. 9	@	Chicago	4-2	W	20-18-7	47
5	OCT. 11	@	Colorado	3-3	T	2-2-1	5	46	JAN. 11		OTTAWA	4-4	T	20-18-8	48
6	OCT. 13		CHICAGO	2-1	W	3-2-1	7	47	JAN. 14		FLORIDA	3-2	W	21-18-8	50
7	OCT. 19		SAN JOSE	5-3	W	4-2-1	9	48	JAN. 20	@	Edmonton	6-2	L	21-19-8	50
8	OCT. 21		ANAHEIM	4-3	L	4-3-1	9	49	JAN. 21	@	Vancouver	6-1	W	22-19-8	52
9	OCT. 23		WASHINGTON	3-3	T	4-3-2	10	50	JAN. 24		EDMONTON	5-2	L	22-20-8	52
10	OCT. 26		BUFFALO	6-1	W	5-3-2	12	51	JAN. 26		VANCOUVER	4-2	W	23-20-8	54
11	OCT. 29	@	Edmonton	3-2	L	5-4-2	12	52	JAN. 28	@	Detroit	4-4	T	23-20-9	55
12	OCT. 30	@	Calgary	4-2	L	5-5-2	12	53	JAN. 30	@	Buffalo	3-3	T	23-20-10	56
13	NOV. 2		CALGARY	3-1	W	6-5-2	14	54	JAN. 31	@	Toronto	5-2	W	24-20-10	58
14	NOV. 5	@	Montreal	4-2	L	6-6-2	14	55	FEB. 3		CHICAGO	4-2	L	24-21-10	58
15	NOV. 6	@	Ottawa	4-1	L	6-7-2	14	56	FEB. 5		PHILADELPHIA	6-2	L	24-22-10	58
16	NOV. 8	@	Toronto	3-0	W	7-7-2	16	57	FEB. 7		NY RANGERS	1-1	T	24-22-11	59
17	NOV. 11		TAMPA BAY	5-2	W	8-7-2	18	58	FEB. 25		COLORADO	4-2	L	24-23-11	59
18	NOV. 13		MONTREAL	5-2	L	8-8-2	18	59	FEB. 26	@	Colorado	3-0	L	24-24-11	59
19	NOV. 15	@	San Jose	3-2	W	9-8-2	20	60	FEB. 28	@	Dallas	4-0	L	24-25-11	59
20	NOV. 17		EDMONTON	6-3	W	10-8-2	22	61	MAR. 2		DETROIT	3-1	L	24-26-11	59
21	NOV. 20	@	Vancouver	4-2	L	10-9-2	22	62	MAR. 6		CAROLINA	5-4	L	24-27-11	59
22	NOV. 22		TORONTO	2-0	W	11-9-2	24	63	MAR. 8	@	Dallas	1-1	T	24-27-12	60
23	NOV. 25		ST. LOUIS	3-2	W	12-9-2	26	64	MAR. 10		LOS ANGELES	4-3	L	24-28-12	60
24	NOV. 27		DALLAS	4-1	L	12-10-2	26	65	MAR. 12		DALLAS	5-4	W	25-28-12	62
25	NOV. 29	@	Dallas	5-2	L	12-11-2	26	66	MAR. 14	@	St. Louis	2-0	W	26-28-12	64
26	DEC. 1	@	Florida	3-2	W	13-11-2	28	67	MAR. 16	@	Washington	2-1	L	26-29-12	64
27	DEC. 3	@	Tampa Bay	2-1	L	13-12-2	28	68	MAR. 19		COLORADO	4-3	L	26-30-12	64
28	DEC. 5	@	Carolina	2-2	T	13-12-3	29	69	MAR. 21	@	Los Angeles	3-2	L	26-31-12	64
29	DEC. 6	@	NY Islanders	4-0	L	13-13-3	29	70	MAR. 22		SAN JOSE	3-1	W	27-31-12	66
30	DEC. 8	@	NY Rangers	3-1	L	13-14-3	29	71	MAR. 24		TORONTO	4-2	W	28-31-12	68
31	DEC. 10	@	Chicago	3-3	T	13-14-4	30	72	MAR. 28		NEW JERSEY	3-0	L	28-32-12	68
32	DEC. 12		PITTSBURGH	2-2	T	13-14-5	31	73	APR. 1	@	Anaheim	5-1	W	29-32-12	70
33	DEC. 14		DETROIT	3-3	T	13-14-6	32	74	APR. 3		ANAHEIM	6-3	W	30-32-12	72
34	DEC. 17		VANCOUVER	5-1	L	13-15-6	32	75	APR. 5	@	New Jersey	3-2	L	30-33-12	72
35	DEC. 19	@	Anaheim	6-2	W	14-15-6	34	76	APR. 7	@	Pittsburgh	2-1	W	31-33-12	74
36	DEC. 20		TORONTO	3-2	L	14-16-6	34	77	APR. 9	@	Detroit	5-1	L	31-34-12	74
37	DEC. 23		CALGARY	2-2	T	14-16-7	35	78	APR. 11	@	St. Louis	4-3	W	32-34-12	76
38	DEC. 26	@	San Jose	4-0	W	15-16-7	37	79	APR. 12	@	Chicago	2-1	W	33-34-12	78
39	DEC. 27	@	Los Angeles	4-2	W	16-16-7	39	80	APR. 14		DETROIT	2-1	W	34-34-12	80
40	DEC. 29	@	Calgary	5-3	W	17-16-7	41	81	APR. 16		DALLAS	3-2	W	35-34-12	82
41	JAN. 1		LOS ANGELES	4-0	W	18-16-7	43	82	APR. 18		ST. LOUIS	5-4	L	35-35-12	82



# 2016-17 ARIZONA COYOTES

# 1998-99 PHOENIX COYOTES

## 39-31-12 (90 points), 2nd Pacific Division

PLAYER	GP	G	A	PTS	PIM
Jeremy Roenick	78	24	48	72	130
Keith Tkachuk	68	36	32	68	151
Rick Tocchet	81	26	30	56	147
Greg Adams	75	19	24	43	26
Teppo Numminen	82	10	30	40	30
Dallas Drake	53	9	22	31	65
Jyrki Lumme	60	7	21	28	34
Oleg Tverdokovsky	82	7	18	25	32
Juha Ylonen	59	6	17	23	20
Daniel Briere	64	8	14	22	30
Shane Doan	79	6	16	22	54
Bob Corkum	77	9	10	19	17
Mike Stapleton	76	9	9	18	34
Keith Carney	82	2	14	16	62
*Robert Reichel	13	7	6	13	4
Deron Quint	60	5	8	13	20
#Brad Isbister	32	4	4	8	46
Jim Cummins	55	1	7	8	190
#Cliff Ronning	7	2	5	7	2
*J.J. Daigneault	35	0	7	7	32
Mike Sullivan	63	2	4	6	24

GOALTENDER	GP	MIN	GAA	W-L-T	SO	GA	SA	SV%
Nikolai Khabibulin	63	3657	2.13	32-23-7	8	130	1681	.923
*Mikhail Shtalenkov	4	243	2.22	1-2-1	0	9	104	.913
Jimmy Waite	16	898	2.74	6-5-4	1	41	390	.895
Robert Esche	3	130	3.23	0-1-0	0	7	50	.860
Scott Langkow	1	35	5.14	0-0-0	0	3	17	.824

\* - Acquired during season # - Relocated during season

PLAYER	GP	G	A	PTS	PIM
Trevor Letowski	14	2	2	4	2
Tavis Hansen	20	2	1	3	12
Rob Murray	13	1	2	3	4
*Stephen Leach	22	1	1	2	37
Gerald Diduck	44	0	2	2	72
#Jason Doig	9	0	1	1	10
*Jamie Huscroft	11	0	1	1	27
*Stan Neckar	11	0	1	1	10
Andrei Vasilyev	1	0	0	0	0
#J.F. Jomphe	1	0	0	0	2
Scott Langkow	1	0	0	0	0
Joe Dziedzic	2	0	0	0	0
Sean Gagnon	2	0	0	0	7
Robert Esche	3	0	0	0	0
*Mikhail Shtalenkov	4	0	0	0	0
*Brian Noonan	7	0	0	0	0
Brad Tiley	8	0	0	0	0
#Bryan Helmer	11	0	0	0	23
Louie DeBrusk	15	0	0	0	34
Jimmy Waite	16	0	0	0	2
Nikolai Khabibulin	63	0	0	0	8

## RECORDS

#	DATE	H/R	OPPONENT	SCORE	RES	RECORD	PTS	#	DATE	H/R	OPPONENT	SCORE	RES	RECORD	PTS
1	OCT. 11		OTTAWA	4-1	L	0-1-0	0	42	JAN. 21		ANAHEIM	3-3	T	24-11-7	55
2	OCT. 15		COLORADO	5-2	W	1-1-0	2	43	JAN. 26	@	Buffalo	1-1	T	24-11-8	56
3	OCT. 19		BOSTON	3-1	W	2-1-0	4	44	JAN. 28	@	Philadelphia	4-2	L	24-12-8	56
4	OCT. 22	@	Dallas	2-1	L	2-2-0	4	45	JAN. 29	@	NY Islanders	4-4	T	24-12-9	57
5	OCT. 25	@	Anaheim	2-2	T	2-2-1	5	46	JAN. 31	@	Nashville	5-1	W	25-12-9	59
6	OCT. 26	@	Colorado	5-1	W	3-2-1	7	47	FEB. 2		CALGARY	2-2	T	25-12-10	60
7	OCT. 28	@	San Jose	4-2	W	4-2-1	9	48	FEB. 4		SAN JOSE	3-1	W	26-12-10	62
8	NOV. 1	@	Los Angeles	3-0	W	5-2-1	11	49	FEB. 6		CHICAGO	3-0	W	27-12-10	64
9	NOV. 6		DETROIT	3-1	W	6-2-1	13	50	FEB. 8		SAN JOSE	3-0	L	27-13-10	64
10	NOV. 10		COLORADO	1-1	T	6-2-2	14	51	FEB. 10		LOS ANGELES	3-0	W	28-13-10	66
11	NOV. 11	@	Dallas	2-0	W	7-2-2	16	52	FEB. 13	@	Colorado	4-1	W	29-13-10	68
12	NOV. 14		TAMPA BAY	4-1	W	8-2-2	18	53	FEB. 14		ANAHEIM	5-1	L	29-14-10	68
13	NOV. 18		VANCOUVER	4-2	W	9-2-2	20	54	FEB. 16		PHILADELPHIA	4-1	L	29-15-10	68
14	NOV. 20	@	San Jose	2-1	W	10-2-2	22	55	FEB. 19	@	Tampa Bay	4-2	L	29-16-10	68
15	NOV. 21		EDMONTON	3-2	W	11-2-2	24	56	FEB. 20	@	Florida	7-1	L	29-17-10	68
16	NOV. 24		CHICAGO	3-2	W	12-2-2	26	57	FEB. 22	@	Pittsburgh	4-1	L	29-18-10	68
17	NOV. 26		NEW JERSEY	3-2	W	13-2-2	28	58	FEB. 24	@	Washington	2-1	W	30-18-10	70
18	NOV. 28	@	Los Angeles	4-0	W	14-2-2	30	59	FEB. 26	@	NY Rangers	3-0	L	30-19-10	70
19	DEC. 2	@	Edmonton	4-3	L	14-3-2	30	60	FEB. 28	@	New Jersey	4-1	L	30-20-10	70
20	DEC. 5	@	Calgary	3-2	W	15-3-2	32	61	MAR. 2	@	Boston	3-2	L	30-21-10	70
21	DEC. 6	@	Vancouver	3-3	T	15-3-3	33	62	MAR. 5		DETROIT	7-2	L	30-22-10	70
22	DEC. 9		MONTREAL	4-2	W	16-3-3	35	63	MAR. 7		NASHVILLE	4-3	W	31-22-10	72
23	DEC. 12	@	Ottawa	2-0	W	17-3-3	37	64	MAR. 9	@	San Jose	4-2	L	31-23-10	72
24	DEC. 14	@	Montreal	2-2	T	17-3-4	38	65	MAR. 11		VANCOUVER	3-0	L	31-24-10	72
25	DEC. 16	@	Tampa Bay	5-2	L	17-4-4	38	66	MAR. 13		ANAHEIM	1-0	W	32-24-10	74
26	DEC. 17	@	St. Louis	3-2	L	17-5-4	38	67	MAR. 15		CAROLINA	5-5	T	32-24-11	75
27	DEC. 20		NY ISLANDERS	4-2	W	18-5-4	40	68	MAR. 17	@	Detroit	4-3	W	33-24-11	77
28	DEC. 22	@	Detroit	6-2	W	19-5-4	42	69	MAR. 18	@	St. Louis	2-2	T	33-24-12	78
29	DEC. 23	@	Chicago	4-3	L	19-6-4	42	70	MAR. 21		LOS ANGELES	4-1	W	34-24-12	80
30	DEC. 26	@	Los Angeles	2-1	W	20-6-4	44	71	MAR. 23		DALLAS	3-2	L	34-25-12	80
31	DEC. 28		LOS ANGELES	4-2	L	20-7-4	44	72	MAR. 25		WASHINGTON	4-2	W	35-25-12	82
32	DEC. 30		NY RANGERS	3-1	W	21-7-4	46	73	MAR. 27		CALGARY	2-1	W	36-25-12	84
33	JAN. 1		DALLAS	2-1	L	21-8-4	46	74	MAR. 29	@	Vancouver	1-0	L	36-26-12	84
34	JAN. 5		FLORIDA	2-2	T	21-8-5	47	75	MAR. 30	@	Edmonton	7-4	W	37-26-12	86
35	JAN. 7		EDMONTON	7-1	L	21-9-5	47	76	APR. 1	@	Calgary	4-1	W	38-26-12	88
36	JAN. 8	@	Anaheim	4-1	L	21-10-5	47	77	APR. 6		SAN JOSE	1-0	L	38-27-12	88
37	JAN. 11		BUFFALO	1-0	W	22-10-5	49	78	APR. 9		NASHVILLE	4-3	L	38-28-12	88
38	JAN. 13		PITTSBURGH	5-3	W	23-10-5	51	79	APR. 11	@	Anaheim	3-0	L	38-29-12	88
39	JAN. 15	@	Nashville	2-0	L	23-11-5	51	80	APR. 14	@	Dallas	4-2	L	38-30-12	88
40	JAN. 17	@	Chicago	1-1	T	23-11-6	52	81	APR. 15		ST. LOUIS	6-4	L	38-31-12	88
41	JAN. 19		ST. LOUIS	4-2	W	24-11-6	54	82	APR. 17		DALLAS	2-0	W	39-31-12	90

# 1999-00 PHOENIX COYOTES

# 2016-17 ARIZONA COYOTES



## 39-31-8-4 (90 points), 3rd Pacific Division

PLAYER	GP	G	A	PTS	PIM
Jeremy Roenick	75	34	44	78	102
Shane Doan	81	26	25	51	66
Travis Green	78	25	21	46	45
Greg Adams	69	19	27	46	14
Dallas Drake	79	15	30	45	62
Keith Tkachuk	50	22	21	43	82
Teppo Numminen	79	8	34	42	16
Jyrki Lumme	74	8	32	40	44
Trevor Letowski	82	19	20	39	20
#Rick Tocchet	64	12	17	29	67
Juha Ylonen	76	6	23	29	12
Mika Alatalo	82	10	17	27	36
Keith Carney	82	4	20	24	87
Mike Sullivan	79	5	10	15	10
Benoit Hogue	27	3	10	13	10
#Deron Quint	50	3	7	10	22
Stan Neckar	66	2	8	10	36

PLAYER	GP	G	A	PTS	PIM
*Lyle Odelein	16	1	7	8	19
Louie DeBrusk	61	4	3	7	78
#Todd Gill	41	1	6	7	30
J.J. Daigneault	53	1	6	7	22
*Mikael Renberg	10	2	4	6	2
Radoslav Suchy	60	0	6	6	16
#Mikhail Shtalenkov	15	0	3	3	2
Daniel Briere	13	1	1	2	0
David Oliver	9	1	0	1	2
Jean-Guy Trudel	1	0	0	0	0
Wyatt Smith	2	0	0	0	0
Kevin Sawyer	3	0	0	0	12
Tavis Hansen	5	0	0	0	0
Robert Esche	8	0	0	0	4
*Chris Joseph	9	0	0	0	0
Bob Essensa	30	0	0	0	0
*Sean Burke	35	0	0	0	10

GOALTENDER	GP	MIN	GAA	W-L-T	SO	GA	SA	SV%
#Mikhail Shtalenkov	15	904	2.39	7-6-2	2	36	370	.903
*Sean Burke	35	2074	2.55	17-14-3	3	88	1022	.914
Bob Essensa	30	1573	2.78	13-10-3	1	73	719	.898
Robert Esche	8	408	3.38	2-5-0	0	23	215	.893

\* - Acquired during season # - Relocated during season

#	DATE	H/R	OPPONENT	SCORE	RES	RECORD	PTS	#	DATE	H/R	OPPONENT	SCORE	RES	RECORD	PTS
1	OCT. 2	@	St. Louis	2-1	W	1-0-0-0	2	42	JAN. 10	@	NY Islanders	2-2	T	22-15-5-0	49
2	OCT. 5		ANAHEIM	4-0	W	2-0-0-0	4	43	JAN. 12		PITTSBURGH	3-1	W	23-15-5-0	51
3	OCT. 8	@	Chicago	3-3	T	2-0-1-0	5	44	JAN. 15		ANAHEIM	4-2	W	24-15-5-0	53
4	OCT. 10	@	NY Rangers	4-2	L	2-1-1-0	5	45	JAN. 17	@	Colorado	2-0	L	24-16-5-0	53
5	OCT. 11	@	Buffalo	2-2	T	2-1-2-0	6	46	JAN. 18	@	Nashville	4-4	T	24-16-6-0	54
6	OCT. 14		OTTAWA	4-3	W	3-1-2-0	8	47	JAN. 20		BUFFALO	2-1	W	25-16-6-0	56
7	OCT. 16		BOSTON	2-1	W	4-1-2-0	10	48	JAN. 23		SAN JOSE	3-2	W	26-16-6-0	58
8	OCT. 22	@	Los Angeles	6-3	W	5-1-2-0	12	49	JAN. 27	@	Carolina	4-2	W	27-16-6-0	60
9	OCT. 23		WASHINGTON	2-2	T	5-1-3-0	13	50	JAN. 28	@	Washington	3-2	OL	27-16-6-1	61
10	OCT. 26	@	Edmonton	3-1	L	5-2-3-0	13	51	JAN. 31		DETROIT	5-3	W	28-16-6-1	63
11	OCT. 28	@	Vancouver	4-1	W	6-2-3-0	15	52	FEB. 1	@	San Jose	1-0	W	29-16-6-1	65
12	OCT. 30	@	Colorado	5-3	W	7-2-3-0	17	53	FEB. 3		DALLAS	2-0	L	29-17-6-1	65
13	OCT. 31	@	Anaheim	3-0	W	8-2-3-0	19	54	FEB. 9		LOS ANGELES	5-2	L	29-18-6-1	65
14	NOV. 3	@	San Jose	6-3	L	8-3-3-0	19	55	FEB. 12		CALGARY	4-3	W	30-18-6-1	67
15	NOV. 5		DALLAS	6-4	L	8-4-3-0	19	56	FEB. 14		DETROIT	3-1	L	30-19-6-1	67
16	NOV. 10		EDMONTON	5-4	W	9-4-3-0	21	57	FEB. 18	@	Dallas	4-3	W	31-19-6-1	69
17	NOV. 12		VANCOUVER	3-2	L	9-5-3-0	21	58	FEB. 20		ATLANTA	4-2	W	32-19-6-1	71
18	NOV. 14		LOS ANGELES	3-2	L	9-6-3-0	21	59	FEB. 22	@	Montreal	1-0	L	32-20-6-1	71
19	NOV. 16		CALGARY	2-1	W	10-6-3-0	23	60	FEB. 23	@	Toronto	5-3	L	32-21-6-1	71
20	NOV. 18	@	Los Angeles	3-2	W	11-6-3-0	25	61	FEB. 25	@	Calgary	3-3	T	32-21-7-1	72
21	NOV. 20		CHICAGO	3-1	W	12-6-3-0	27	62	FEB. 27	@	Vancouver	2-1	L	32-22-7-1	72
22	NOV. 25		NEW JERSEY	4-2	W	13-6-3-0	29	63	MAR. 1		CAROLINA	7-5	W	33-22-7-1	74
23	NOV. 26		COLORADO	7-0	W	14-6-3-0	31	64	MAR. 3		DALLAS	4-1	L	33-23-7-1	74
24	NOV. 28	@	Detroit	4-3	W	15-6-3-0	33	65	MAR. 5	@	Chicago	7-3	L	33-24-7-1	74
25	NOV. 30	@	Nashville	6-3	W	16-6-3-0	35	66	MAR. 7	@	St. Louis	4-0	L	33-25-7-1	74
26	DEC. 2		TAMPA BAY	3-1	W	17-6-3-0	37	67	MAR. 9		NY ISLANDERS	5-0	W	34-25-7-1	76
27	DEC. 4		ANAHEIM	2-1	L	17-7-3-0	37	68	MAR. 11		VANCOUVER	5-0	W	35-25-7-1	78
28	DEC. 6	@	Dallas	3-2	W	18-7-3-0	39	69	MAR. 13		PHILADELPHIA	4-1	L	35-26-7-1	78
29	DEC. 8		FLORIDA	6-1	L	18-8-3-0	39	70	MAR. 15		ST. LOUIS	5-3	L	35-27-7-1	78
30	DEC. 11	@	Pittsburgh	4-2	L	18-9-3-0	39	71	MAR. 17		NASHVILLE	4-3	OL	35-27-7-2	79
31	DEC. 13	@	Boston	2-0	L	18-10-3-0	39	72	MAR. 21		CHICAGO	3-0	L	35-28-7-2	79
32	DEC. 16	@	Philadelphia	5-3	L	18-11-3-0	39	73	MAR. 23		COLORADO	4-2	L	35-29-7-2	79
33	DEC. 19		SAN JOSE	4-3	W	19-11-3-0	41	74	MAR. 24	@	San Jose	5-1	L	35-30-7-2	79
34	DEC. 21		ST. LOUIS	6-0	L	19-12-3-0	41	75	MAR. 26	@	Anaheim	4-3	OL	35-30-7-3	80
35	DEC. 22	@	Anaheim	8-2	W	20-12-3-0	43	76	MAR. 29	@	Atlanta	3-2	W	36-30-7-3	82
36	DEC. 26	@	Los Angeles	3-2	W	21-12-3-0	45	77	MAR. 31	@	Calgary	3-1	W	37-30-7-3	84
37	DEC. 28		NY RANGERS	2-2	T	21-12-4-0	46	78	APR. 1	@	Edmonton	4-3	OL	37-30-7-4	85
38	JAN. 1		EDMONTON	5-4	L	21-13-4-0	46	79	APR. 3		LOS ANGELES	2-1	W	38-30-7-4	87
39	JAN. 4	@	Detroit	5-2	W	22-13-4-0	48	80	APR. 5		NASHVILLE	3-2	W	39-30-7-4	89
40	JAN. 6	@	Ottawa	5-2	L	22-14-4-0	48	81	APR. 7		SAN JOSE	3-1	L	39-31-7-4	89
41	JAN. 8	@	New Jersey	4-3	L	22-15-4-0	48	82	APR. 9	@	Dallas	2-2	T	39-31-8-4	90

\*Records for '99-00 are "adjusted" to reflect overtime losses instead of regulation ties.



# 2016-17 ARIZONA COYOTES

# 2000-01 PHOENIX COYOTES

35-27-17-3 (90 points), 4th Pacific Division

PLAYER	GP	G	A	PTS	PIM
Jeremy Roenick	80	30	46	76	114
#Keith Tkachuk	64	29	42	71	108
Shane Doan	76	26	37	63	89
Joé Juneau	69	10	23	33	28
Landon Wilson	70	18	13	31	92
Teppo Numminen	72	5	26	31	36
Travis Green	69	13	15	28	63
Claude Lemieux	46	10	16	26	58
Brad May	62	11	14	25	107
Jyrki Lumme	58	4	21	25	44
Juha Ylonen	69	9	14	23	38
Trevor Letowski	77	7	15	22	32
Mika Alatalo	70	7	12	19	22
Ossi Vaananen	81	4	12	16	90
Keith Carney	82	2	14	16	86
Daniel Briere	30	11	4	15	12
Wyatt Smith	42	3	7	10	13

PLAYER	GP	G	A	PTS	PIM
Radoslav Suchy	72	0	10	10	22
Mike Sullivan	72	5	4	9	16
*Michal Handzus	10	4	4	8	21
*Mike Johnson	12	2	3	5	4
#Stan Neckar	53	2	2	4	63
*Paul Mara	16	0	4	4	14
Joel Bouchard	32	1	2	3	22
Robert Esche	25	0	3	3	2
#Chris Joseph	24	1	1	2	16
*Ladislav Nagy	6	0	1	1	2
*Todd Simpson	13	0	1	1	12
Sean Burke	62	0	1	1	16
Brad Ralph	1	0	0	0	0
David Cullen	2	0	0	0	0
Tavis Hansen	7	0	0	0	4
Louie DeBrusk	39	0	0	0	79

GOALTENDER	GP	MIN	GAA	W-L-T	SO	GA	SA	SV%
Sean Burke	62	3644	2.27	25-22-13	4	138	1766	.922
Robert Esche	25	1350	3.02	10-8-4	2	68	657	.896

\* - Acquired during season # - Relocated during season

## RECORDS

#	DATE	H/R	OPPONENT	SCORE	RES	RECORD	PTS	#	DATE	H/R	OPPONENT	SCORE	RES	RECORD	PTS
1	OCT. 5		ST. LOUIS	4-1	W	1-0-0-0	2	42	JAN. 12	@	Toronto	3-2	L	18-12-11-1	48
2	OCT. 7		MINNESOTA	4-1	W	2-0-0-0	4	43	JAN. 13	@	Montreal	5-2	L	18-13-11-1	48
3	OCT. 12	@	San Jose	2-1	L	2-1-0-0	4	44	JAN. 15		ST. LOUIS	3-1	W	19-13-11-1	50
4	OCT. 14		PHILADELPHIA	6-3	W	3-1-0-0	6	45	JAN. 17		PITTSBURGH	5-4	W	20-13-11-1	52
5	OCT. 15	@	Los Angeles	6-5	W	4-1-0-0	8	46	JAN. 19	@	Anaheim	4-3	W	21-13-11-1	54
6	OCT. 18		FLORIDA	2-1	W	5-1-0-0	10	47	JAN. 21		DALLAS	5-2	W	22-13-11-1	56
7	OCT. 21	@	Vancouver	3-2	W	6-1-0-0	12	48	JAN. 23	@	Calgary	4-2	W	23-13-11-1	58
8	OCT. 22	@	Edmonton	3-3	T	6-1-1-0	13	49	JAN. 24	@	Vancouver	6-2	L	23-14-11-1	58
9	OCT. 24	@	Calgary	2-2	T	6-1-2-0	14	50	JAN. 26	@	Edmonton	1-1	T	23-14-12-1	59
10	OCT. 27	@	Dallas	4-2	W	7-1-2-0	16	51	JAN. 29		NASHVILLE	5-2	L	23-15-12-1	59
11	OCT. 28		LOS ANGELES	3-1	W	8-1-2-0	18	52	FEB. 1		ANAHEIM	4-2	L	23-16-12-1	59
12	OCT. 30	@	Colorado	4-0	W	9-1-2-0	20	53	FEB. 7		CAROLINA	2-1	OL	23-16-12-2	60
13	NOV. 1	@	Anaheim	1-1	T	9-1-3-0	21	54	FEB. 9		EDMONTON	2-0	W	24-16-12-2	62
14	NOV. 3		DALLAS	2-2	T	9-1-4-0	22	55	FEB. 11		CHICAGO	3-2	W	25-16-12-2	64
15	NOV. 7	@	Los Angeles	3-3	T	9-1-5-0	23	56	FEB. 13	@	Tampa Bay	5-2	W	26-16-12-2	66
16	NOV. 8		DETROIT	4-2	L	9-2-5-0	23	57	FEB. 14	@	Florida	4-3	L	26-17-12-2	66
17	NOV. 11	@	Columbus	2-1	L	9-3-5-0	23	58	FEB. 16	@	Carolina	2-0	W	27-17-12-2	68
18	NOV. 12	@	NY Rangers	2-0	W	10-3-5-0	25	59	FEB. 18		CALGARY	4-1	L	27-18-12-2	68
19	NOV. 14	@	Washington	2-2	T	10-3-6-0	26	60	FEB. 21		COLUMBUS	3-2	W	28-18-12-2	70
20	NOV. 16		COLORADO	6-3	W	11-3-6-0	28	61	FEB. 23	@	Buffalo	7-3	W	29-18-12-2	72
21	NOV. 18		ANAHEIM	6-2	L	11-4-6-0	28	62	FEB. 25	@	Detroit	6-3	L	29-19-12-2	72
22	NOV. 21		CHICAGO	4-1	L	11-5-6-0	28	63	FEB. 27	@	Boston	7-4	L	29-20-12-2	72
23	NOV. 25	@	St. Louis	5-1	L	11-6-6-0	28	64	FEB. 28	@	Columbus	5-2	L	29-21-12-2	72
24	NOV. 26	@	Philadelphia	2-1	W	12-6-6-0	30	65	MAR. 2		DETROIT	2-2	T	29-21-13-2	73
25	NOV. 29	@	Colorado	2-1	L	12-7-6-0	30	66	MAR. 4		COLORADO	5-0	L	29-22-13-2	73
26	NOV. 30		MINNESOTA	2-0	W	13-7-6-0	32	67	MAR. 6		NASHVILLE	5-1	W	30-22-13-2	75
27	DEC. 2		DALLAS	5-2	L	13-8-6-0	32	68	MAR. 8		VANCOUVER	3-2	W	31-22-13-2	77
28	DEC. 6		VANCOUVER	1-1	T	13-8-7-0	33	69	MAR. 10		MONTREAL	3-3	T	31-22-14-2	78
29	DEC. 10		COLUMBUS	1-1	T	13-8-8-0	34	70	MAR. 14		NEW JERSEY	3-2	L	31-23-14-2	78
30	DEC. 14		TAMPA BAY	3-2	W	14-8-8-0	36	71	MAR. 16	@	Dallas	1-1	T	31-23-15-2	79
31	DEC. 16		SAN JOSE	2-1	OL	14-8-8-1	37	72	MAR. 17	@	Nashville	4-1	L	31-24-15-2	79
32	DEC. 20		CALGARY	4-2	W	15-8-8-1	39	73	MAR. 19	@	Los Angeles	6-2	L	31-25-15-2	79
33	DEC. 22		ATLANTA	5-1	W	16-8-8-1	41	74	MAR. 21		OTTAWA	5-2	L	31-26-15-2	79
34	DEC. 27	@	Chicago	1-1	T	16-8-9-1	42	75	MAR. 24		EDMONTON	7-4	W	32-26-15-2	81
35	DEC. 29	@	Minnesota	2-2	T	16-8-10-1	43	76	MAR. 25		NY ISLANDERS	2-2	T	32-26-16-2	82
36	DEC. 30	@	St. Louis	2-1	L	16-9-10-1	43	77	MAR. 28	@	Minnesota	2-0	W	33-26-16-2	84
37	JAN. 1		SAN JOSE	3-2	L	16-10-10-1	43	78	MAR. 29	@	Nashville	4-3	OL	33-26-16-3	85
38	JAN. 4		NY RANGERS	3-1	W	17-10-10-1	45	79	MAR. 31		SAN JOSE	3-1	W	34-26-16-3	87
39	JAN. 6	@	NY Islanders	2-1	W	18-10-10-1	47	80	APR. 3		LOS ANGELES	2-2	T	34-26-17-3	88
40	JAN. 9	@	Detroit	2-2	T	18-10-11-1	48	81	APR. 5	@	San Jose	3-0	L	34-27-17-3	88
41	JAN. 10	@	New Jersey	5-1	L	18-11-11-1	48	82	APR. 6	@	Anaheim	5-2	W	35-27-17-3	90

## 40-27-9-6 (95 points), 2nd Pacific Division

PLAYER	GP	G	A	PTS	PIM
Daymond Langkow	80	27	35	62	36
Daniel Briere	78	32	28	60	52
Shane Doan	81	20	29	49	61
Teppo Numminen	76	13	35	48	20
Michal Handzus	79	15	30	45	34
Ladislav Nagy	74	23	19	42	50
Claude Lemieux	82	16	25	41	70
Danny Markov	72	6	30	36	67
Mike Johnson	57	5	22	27	28
Paul Mara	75	7	17	24	58
Krystofer Kolanos	57	11	11	22	48
Brad May	72	10	12	22	95
Landon Wilson	47	7	12	19	46
Radoslav Suchy	81	4	13	17	10
#Sergei Berezin	41	7	9	16	4
Todd Simpson	67	2	13	15	152
Ossi Vaananen	76	2	12	14	74
*Brian Savage	30	6	6	12	8
*Andrei Nazarov	30	6	3	9	51

PLAYER	GP	G	A	PTS	PIM
#Trevor Letowski	33	2	6	8	4
Branko Radivojevic	18	4	2	6	4
*Drake Berehowsky	32	1	4	5	42
Mike Sullivan	42	1	2	3	16
#Todd Warriner	18	0	3	3	8
*Denis Pederson	19	1	1	2	20
Jason Jaspers	4	0	1	1	4
Sean Burke	60	0	1	1	14
*Darcy Hordichuk	1	0	0	0	14
#Kirill Safronov	1	0	0	0	0
Jean-Guy Trudel	3	0	0	0	2
Patrick DesRochers	5	0	0	0	2
Martin Grenier	5	0	0	0	5
*Sebastien Bordeleau	6	0	0	0	2
#Tyler Bouck	7	0	0	0	4
Dan Focht	8	0	0	0	11
Wyatt Smith	10	0	0	0	0
#David Cullen	14	0	0	0	6
Robert Esche	22	0	0	0	16

GOALTENDER	GP	MIN	GAA	W-L-T	SO	GA	SA	SV%
Sean Burke	60	3587	2.29	33-21-6	5	137	1711	.920
Robert Esche	22	1145	2.72	6-10-2	1	52	533	.902
Patrick DesRochers	5	243	3.70	1-2-1	0	15	99	.848

\* - Acquired during season # - Relocated during season

#	DATE	H/R	OPPONENT	SCORE	RES	RECORD	PTS	#	DATE	H/R	OPPONENT	SCORE	RES	RECORD	PTS
1	OCT. 4	@	Los Angeles	2-2	T	0-0-1-0	1	42	JAN. 4	@	San Jose	5-3	L	18-15-6-3	45
2	OCT. 6	@	Edmonton	6-2	L	0-1-1-0	1	43	JAN. 6		TAMPA BAY	3-0	L	18-16-6-3	45
3	OCT. 8	@	Calgary	2-1	W	1-1-1-0	3	44	JAN. 9		SAN JOSE	6-5	L	18-17-6-3	45
4	OCT. 11	@	Chicago	3-0	L	1-2-1-0	3	45	JAN. 15		DETROIT	2-2	T	18-17-7-3	46
5	OCT. 13		WASHINGTON	5-2	W	2-2-1-0	5	46	JAN. 17	@	Colorado	3-2	OL	18-17-7-4	47
6	OCT. 16		BOSTON	1-1	T	2-2-2-0	6	47	JAN. 19		BUFFALO	3-1	L	18-18-7-4	47
7	OCT. 18	@	Dallas	3-1	L	2-3-2-0	6	48	JAN. 21	@	Nashville	1-0	W	19-18-7-4	49
8	OCT. 20		VANCOUVER	5-2	W	3-3-2-0	8	49	JAN. 23	@	Chicago	4-1	W	20-18-7-4	51
9	OCT. 24		ANAHEIM	3-2	OL	3-3-2-1	9	50	JAN. 25	@	Detroit	4-1	L	20-19-7-4	51
10	OCT. 27		COLORADO	1-0	W	4-3-2-1	11	51	JAN. 26	@	Columbus	3-2	W	21-19-7-4	53
11	OCT. 30	@	Buffalo	3-2	W	5-3-2-1	13	52	JAN. 28	@	Atlanta	4-2	W	22-19-7-4	55
12	NOV. 1	@	New Jersey	5-2	L	5-4-2-1	13	53	JAN. 30	@	Florida	3-1	W	23-19-7-4	57
13	NOV. 2	@	Washington	2-2	T	5-4-3-1	14	54	FEB. 4	@	Vancouver	4-2	L	23-20-7-4	57
14	NOV. 4	@	Carolina	1-0	OL	5-4-3-2	15	55	FEB. 6		CHICAGO	5-2	L	23-21-7-4	57
15	NOV. 7		DETROIT	3-1	L	5-5-3-2	15	56	FEB. 8		LOS ANGELES	6-5	W	24-21-7-4	59
16	NOV. 9	@	Dallas	5-1	W	6-5-3-2	17	57	FEB. 10		EDMONTON	4-3	L	24-22-7-4	59
17	NOV. 10	@	St. Louis	4-1	L	6-6-3-2	17	58	FEB. 12		CALGARY	4-3	W	25-22-7-4	61
18	NOV. 13		EDMONTON	5-4	OL	6-6-3-3	18	59	FEB. 13	@	Los Angeles	2-2	T	25-22-8-4	62
19	NOV. 15		SAN JOSE	5-3	W	7-6-3-3	20	60	FEB. 26		DALLAS	5-1	W	26-22-8-4	64
20	NOV. 17		NY ISLANDERS	6-1	W	8-6-3-3	22	61	FEB. 28	@	Colorado	2-1	OL	26-22-8-5	65
21	NOV. 20		MINNESOTA	2-1	W	9-6-3-3	24	62	MAR. 3		COLUMBUS	2-1	W	27-22-8-5	67
22	NOV. 23	@	Minnesota	5-2	L	9-7-3-3	24	63	MAR. 5		NEW JERSEY	4-1	W	28-22-8-5	69
23	NOV. 24	@	St. Louis	5-3	L	9-8-3-3	24	64	MAR. 7		VANCOUVER	6-1	W	29-22-8-5	71
24	NOV. 27	@	Columbus	3-0	L	9-9-3-3	24	65	MAR. 9		OTTAWA	3-2	W	30-22-8-5	73
25	NOV. 29		NASHVILLE	1-0	W	10-9-3-3	26	66	MAR. 12		CHICAGO	3-1	W	31-22-8-5	75
26	DEC. 1		PITTSBURGH	5-2	W	11-9-3-3	28	67	MAR. 15	@	Nashville	3-2	W	32-22-8-5	77
27	DEC. 5		ST. LOUIS	3-0	W	12-9-3-3	30	68	MAR. 17	@	Minnesota	2-2	T	32-22-9-5	78
28	DEC. 7	@	Detroit	1-1	T	12-9-4-3	31	69	MAR. 19	@	Boston	4-2	L	32-23-9-5	78
29	DEC. 8	@	Montreal	3-3	T	12-9-5-3	32	70	MAR. 20	@	Pittsburgh	3-1	W	33-23-9-5	80
30	DEC. 11	@	Toronto	6-3	L	12-10-5-3	32	71	MAR. 22	@	Dallas	4-3	L	33-24-9-5	80
31	DEC. 13	@	Ottawa	6-0	L	12-11-5-3	32	72	MAR. 24		LOS ANGELES	4-0	W	34-24-9-5	82
32	DEC. 15		DALLAS	6-2	L	12-12-5-3	32	73	MAR. 27	@	Anaheim	4-2	W	35-24-9-5	84
33	DEC. 17		COLUMBUS	4-1	W	13-12-5-3	34	74	MAR. 28		ANAHEIM	2-1	OL	35-24-9-6	85
34	DEC. 19		CALGARY	6-3	W	14-12-5-3	36	75	MAR. 30		COLORADO	5-3	W	36-24-9-6	87
35	DEC. 21	@	Anaheim	2-1	L	14-13-5-3	36	76	APR. 1		ST. LOUIS	5-3	W	37-24-9-6	89
36	DEC. 23		ANAHEIM	4-0	L	14-14-5-3	36	77	APR. 4	@	San Jose	5-2	L	37-25-9-6	89
37	DEC. 26		LOS ANGELES	1-1	T	14-14-6-3	37	78	APR. 7	@	Vancouver	4-3	L	37-26-9-6	89
38	DEC. 28		PHILADELPHIA	4-2	W	15-14-6-3	39	79	APR. 9	@	Calgary	4-2	W	38-26-9-6	91
39	DEC. 30	@	San Jose	4-2	W	16-14-6-3	41	80	APR. 10	@	Edmonton	3-0	L	38-27-9-6	91
40	DEC. 31		NY RANGERS	5-0	W	17-14-6-3	43	81	APR. 12		MINNESOTA	7-1	W	39-27-9-6	93
41	JAN. 3		ATLANTA	2-1	W	18-14-6-3	45	82	APR. 14		NASHVILLE	6-4	W	40-27-9-6	95





# 2016-17 ARIZONA COYOTES

# 2002-03 PHOENIX COYOTES

31-35-11-5 (78 points), 4th Pacific Division

PLAYER	GP	G	A	PTS	PIM
Mike Johnson	82	23	40	63	47
Shane Doan	82	21	37	58	86
Ladislav Nagy	80	22	35	57	92
Daymond Langkow	82	20	32	52	56
#Daniel Briere	68	17	29	46	50
#Tony Amonte	59	13	23	36	26
Teppo Numminen	78	6	24	30	30
Branko Radivojevic	79	12	15	27	63
Paul Mara	73	10	15	25	78
Danny Markov	64	4	16	20	36
#Ramzi Abid	30	10	8	18	30
*Deron Quint	51	7	10	17	20
Brian Savage	43	6	10	16	22
Landon Wilson	31	6	8	14	26
#Claude Lemieux	36	6	8	14	30
Kelly Buchberger	79	3	9	12	109
Todd Simpson	66	2	7	9	135
Ossi Vaananen	67	2	7	9	82
Radoslav Suchy	77	1	8	9	18
*Paul Ranheim	40	3	4	7	10

PLAYER	GP	G	A	PTS	PIM
#Brad May	20	3	4	7	32
Jeff Taffe	20	3	1	4	4
*Jan Hrdina	4	0	4	4	8
Andrei Nazarov	59	3	0	3	135
Drake Berehowsky	7	1	2	3	27
*Chris Gratton	14	0	1	1	21
*Brad Ference	15	0	1	1	28
*Scott Pellerin	23	0	1	1	8
Brian Boucher	45	0	1	1	0
*Jean-Marc Pelletier	2	0	0	0	0
Jason Jaspers	2	0	0	0	0
Krystofer Kolanos	2	0	0	0	0
Martin Grenier	3	0	0	0	0
#Patrick DesRochers	4	0	0	0	0
*Frank Banham	5	0	0	0	2
#Dan Focht	10	0	0	0	10
Zac Bierk	16	0	0	0	2
Sean Burke	22	0	0	0	4
#Darcy Hordichuk	25	0	0	0	82

GOALTENDER	GP	MIN	GAA	W-L-T	SO	GA	SA	SV%
Sean Burke	22	1248	2.12	12-6-2	2	44	632	.930
Zac Bierk	16	884	2.17	4-9-1	1	32	471	.932
Brian Boucher	45	2544	3.02	15-20-8	0	128	1210	.894
*Jean-Marc Pelletier	2	119	3.03	0-2-0	0	6	48	.875
#Patrick DesRochers	4	175	3.77	0-3-0	0	11	88	.875

\* - Acquired during season # - Relocated during season

## RECORDS

#	DATE	H/R	OPPONENT	SCORE	RES	RECORD	PTS	#	DATE	H/R	OPPONENT	SCORE	RES	RECORD	PTS
1	OCT. 9	@	Los Angeles	4-1	L	0-1-0-0	0	42	JAN. 8	@	Chicago	0-0	T	15-17-7-3	40
2	OCT. 12		DALLAS	5-2	L	0-2-0-0	0	43	JAN. 10	@	Minnesota	2-1	L	15-18-7-3	40
3	OCT. 14	@	Columbus	4-2	W	1-2-0-0	2	44	JAN. 11	@	Nashville	4-3	OL	15-18-7-4	41
4	OCT. 15	@	Ottawa	2-1	L	1-3-0-0	2	45	JAN. 14		ST. LOUIS	4-1	L	15-19-7-4	41
5	OCT. 17	@	Toronto	5-3	L	1-4-0-0	2	46	JAN. 18		BUFFALO	1-0	L	15-20-7-4	41
6	OCT. 19	@	Buffalo	3-2	W	2-4-0-0	4	47	JAN. 20		SAN JOSE	3-1	W	16-20-7-4	43
7	OCT. 22	@	Nashville	2-1	W	3-4-0-0	6	48	JAN. 23	@	Calgary	7-1	W	17-20-7-4	45
8	OCT. 24		COLORADO	3-2	L	3-5-0-0	6	49	JAN. 24	@	Edmonton	5-1	W	18-20-7-4	47
9	OCT. 26		MINNESOTA	6-1	L	3-6-0-0	6	50	JAN. 26	@	Vancouver	1-0	L	18-21-7-4	47
10	OCT. 28	@	NY Rangers	3-2	OL	3-6-0-1	7	51	JAN. 28		CALGARY	4-3	W	19-21-7-4	49
11	OCT. 29	@	NY Islanders	3-2	W	4-6-0-1	9	52	FEB. 5	@	Los Angeles	4-3	L	19-22-7-4	49
12	OCT. 31	@	Philadelphia	6-2	L	4-7-0-1	9	53	FEB. 7	@	Anaheim	3-2	L	19-23-7-4	49
13	NOV. 3		NASHVILLE	2-1	W	5-7-0-1	11	54	FEB. 8		DALLAS	3-1	L	19-24-7-4	49
14	NOV. 7		MINNESOTA	4-1	W	6-7-0-1	13	55	FEB. 12		NEW JERSEY	3-0	L	19-25-7-4	49
15	NOV. 9		VANCOUVER	5-2	L	6-8-0-1	13	56	FEB. 14	@	Minnesota	3-2	W	20-25-7-4	51
16	NOV. 11	@	Tampa Bay	4-2	L	6-9-0-1	13	57	FEB. 15	@	St. Louis	5-3	W	21-25-7-4	53
17	NOV. 12	@	Carolina	3-2	L	6-10-0-1	13	58	FEB. 18		COLUMBUS	5-2	W	22-25-7-4	55
18	NOV. 15	@	Atlanta	5-1	W	7-10-0-1	15	59	FEB. 20	@	Chicago	2-1	W	23-25-7-4	57
19	NOV. 17		COLORADO	4-4	T	7-10-1-1	16	60	FEB. 21	@	Dallas	2-2	T	23-25-8-4	58
20	NOV. 20		DALLAS	2-2	T	7-10-2-1	17	61	FEB. 23		CALGARY	4-2	L	23-26-8-4	58
21	NOV. 22		FLORIDA	3-3	T	7-10-3-1	18	62	FEB. 26		CAROLINA	4-2	W	24-26-8-4	60
22	NOV. 25	@	Dallas	5-1	L	7-11-3-1	18	63	FEB. 28		ANAHEIM	3-1	W	25-26-8-4	62
23	NOV. 27	@	Anaheim	2-2	T	7-11-4-1	19	64	MAR. 2	@	Detroit	5-2	L	25-27-8-4	62
24	NOV. 28		CHICAGO	4-2	L	7-12-4-1	19	65	MAR. 4	@	Pittsburgh	4-1	W	26-27-8-4	64
25	NOV. 30	@	San Jose	3-2	W	8-12-4-1	21	66	MAR. 6	@	St. Louis	6-3	L	26-28-8-4	64
26	DEC. 3		SAN JOSE	3-2	OL	8-12-4-2	22	67	MAR. 8		SAN JOSE	6-4	W	27-28-8-4	66
27	DEC. 5		DETROIT	5-3	L	8-13-4-2	22	68	MAR. 10	@	Colorado	2-2	T	27-28-9-4	67
28	DEC. 7		MONTREAL	4-2	L	8-14-4-2	22	69	MAR. 12		DETROIT	3-2	L	27-29-9-4	67
29	DEC. 9		COLUMBUS	3-3	T	8-14-5-2	23	70	MAR. 14		CHICAGO	4-0	L	27-30-9-4	67
30	DEC. 11		ATLANTA	4-2	W	9-14-5-2	25	71	MAR. 15		ANAHEIM	4-2	W	28-30-9-4	69
31	DEC. 13		WASHINGTON	4-3	L	9-15-5-2	25	72	MAR. 18		BOSTON	2-1	W	29-30-9-4	71
32	DEC. 15		LOS ANGELES	2-1	W	10-15-5-2	27	73	MAR. 20		EDMONTON	3-2	W	30-30-9-4	73
33	DEC. 17		PITTSBURGH	5-2	W	11-15-5-2	29	74	MAR. 22		TAMPA BAY	4-0	L	30-31-9-4	73
34	DEC. 20		ST. LOUIS	3-3	T	11-15-6-2	30	75	MAR. 24	@	Calgary	2-0	L	30-32-9-4	73
35	DEC. 22	@	Anaheim	4-0	L	11-16-6-2	30	76	MAR. 26	@	Edmonton	4-3	L	30-33-9-4	73
36	DEC. 26	@	Los Angeles	4-3	OL	11-16-6-3	31	77	MAR. 27	@	Vancouver	5-1	L	30-34-9-4	73
37	DEC. 28		PHILADELPHIA	4-0	W	12-16-6-3	33	78	MAR. 29	@	Colorado	6-1	L	30-35-9-4	73
38	DEC. 30		EDMONTON	4-3	W	13-16-6-3	35	79	MAR. 31		LOS ANGELES	5-4	OL	30-35-9-5	74
39	JAN. 1	@	Washington	2-1	W	14-16-6-3	37	80	APR. 2		VANCOUVER	3-3	T	30-35-10-5	75
40	JAN. 3	@	Detroit	4-1	W	15-16-6-3	39	81	APR. 4		NASHVILLE	1-0	W	31-35-10-5	77
41	JAN. 4	@	Columbus	2-0	L	15-17-6-3	39	82	APR. 6	@	San Jose	3-3	T	31-35-11-5	78

## 22-35-18-6 (68 points), 5th Pacific Division

PLAYER	GP	G	A	PTS	PIM	PLAYER	GP	G	A	PTS	PIM
Shane Doan	79	27	41	68	47	#Ossi Vaananen	67	2	4	6	87
Ladislav Nagy	55	24	28	52	46	Brad Ference	63	0	5	5	103
Daymond Langkow	81	21	31	52	40	#Landon Wilson	35	1	3	4	16
Paul Mara	81	6	36	42	48	*Derek Morris	14	0	4	4	2
#Chris Gratton	68	11	18	29	93	Andrei Nazarov	33	1	2	3	125
#Jan Hrdina	55	11	15	26	30	*Ivan Novoseltsev	17	2	0	2	6
#Brian Savage	61	12	13	25	36	Erik Westrum	15	1	1	2	20
#Branko Radivojevic	53	9	14	23	36	*Todd Reirden	7	0	2	2	4
Radoslav Suchy	82	7	14	21	8	#Sean Burke	32	0	2	2	8
Cale Hulse	82	3	17	20	123	*Michael Rupp	6	0	1	1	6
Jeff Taffe	59	8	10	18	20	Bryan Helmer	17	0	1	1	10
Daniel Cleary	68	6	11	17	42	Jason Jaspers	3	0	0	0	2
*Mike Comrie	28	8	7	15	16	Goran Bezina	3	0	0	0	2
#Mike Sillinger	60	8	6	14	54	Zac Bierk	4	0	0	0	2
Fredrik Sjostrom	57	7	6	13	22	Jean-Marc Pelletier	4	0	0	0	0
David Tanabe	45	5	7	12	22	*Brent Johnson	8	0	0	0	0
Krystofer Kolanos	41	4	6	10	24	Mike Stutzel	9	0	0	0	0
Mike Johnson	11	1	9	10	10	Brian Boucher	40	0	0	0	2
Tyson Nash	69	3	5	8	110	Matthew Spiller	51	0	0	0	54

GOALTENDER	GP	MIN	GAA	W-L-T	SO	GA	SA	SV%
*Brent Johnson	8	486	2.59	1-6-1	0	21	243	.914
Brian Boucher	40	2364	2.74	10-19-10	5	108	1150	.906
#Sean Burke	32	1795	2.81	10-15-5	1	84	913	.908
Zac Bierk	4	190	3.79	0-1-2	0	12	108	.889
Jean-Marc Pelletier	4	175	4.11	1-1-0	0	12	84	.857

\* - Acquired during season # - Relocated during season

#	DATE	H/R OPPONENT	SCORE	RES	RECORD	PTS	#	DATE	H/R OPPONENT	SCORE	RES	RECORD	PTS
1	OCT. 10	ST. LOUIS	2-1	W	1-0-0-0	2	42	JAN. 11	ATLANTA	1-1	T	16-12-12-2	46
2	OCT. 12	@ Anaheim	2-0	W	2-0-0-0	4	43	JAN. 13	VANCOUVER	4-1	L	16-13-12-2	46
3	OCT. 15	@ Florida	2-1	W	3-0-0-0	6	44	JAN. 15	@ Nashville	4-3	L	16-14-12-2	46
4	OCT. 16	@ Tampa Bay	5-1	L	3-1-0-0	6	45	JAN. 16	@ Detroit	3-3	T	16-14-13-2	47
5	OCT. 18	PHILADELPHIA	5-4	L	3-2-0-0	6	46	JAN. 21	SAN JOSE	4-2	L	16-15-13-2	47
6	OCT. 23	TORONTO	5-4	L	3-3-0-0	6	47	JAN. 22	@ San Jose	2-1	W	17-15-13-2	49
7	OCT. 25	@ San Jose	4-4	T	3-3-1-0	7	48	JAN. 24	DETROIT	5-2	W	18-15-13-2	51
8	OCT. 26	@ Vancouver	3-3	T	3-3-2-0	8	49	JAN. 27	CALGARY	2-1	L	18-16-13-2	51
9	OCT. 28	CHICAGO	2-2	T	3-3-3-0	9	50	JAN. 29	OTTAWA	4-1	L	18-17-13-2	51
10	OCT. 31	VANCOUVER	4-1	L	3-4-3-0	9	51	JAN. 31	DALLAS	5-4	L	18-18-13-2	51
11	NOV. 1	@ Los Angeles	7-3	L	3-5-3-0	9	52	FEB. 2	COLUMBUS	3-3	T	18-18-14-2	52
12	NOV. 6	@ Colorado	2-1	L	3-6-3-0	9	53	FEB. 4	FLORIDA	5-4	OL	18-18-14-3	53
13	NOV. 8	ANAHEIM	4-3	W	4-6-3-0	11	54	FEB. 5	@ San Jose	5-0	L	18-19-14-3	53
14	NOV. 9	@ Anaheim	2-1	OL	4-6-3-1	12	55	FEB. 11	@ Anaheim	5-3	L	18-20-14-3	53
15	NOV. 13	COLORADO	3-2	W	5-6-3-1	14	56	FEB. 13	NY ISLANDERS	5-2	L	18-21-14-3	53
16	NOV. 14	@ Dallas	3-3	T	5-6-4-1	15	57	FEB. 14	DALLAS	3-2	W	19-21-14-3	55
17	NOV. 16	@ Columbus	2-2	T	5-6-5-1	16	58	FEB. 16	@ St. Louis	4-2	L	19-22-14-3	55
18	NOV. 19	ST. LOUIS	5-4	W	6-6-5-1	18	59	FEB. 18	@ Detroit	5-2	L	19-23-14-3	55
19	NOV. 21	SAN JOSE	5-0	L	6-7-5-1	18	60	FEB. 20	COLUMBUS	3-2	W	20-23-14-3	57
20	NOV. 23	@ Atlanta	1-0	L	6-8-5-1	18	61	FEB. 21	NASHVILLE	8-2	L	20-24-14-3	57
21	NOV. 24	@ Dallas	5-2	L	6-9-5-1	18	62	FEB. 23	ANAHEIM	1-1	T	20-24-15-3	58
22	NOV. 27	LOS ANGELES	6-4	W	7-9-5-1	20	63	FEB. 25	PITTSBURGH	4-3	OL	20-24-15-4	59
23	NOV. 30	@ Boston	3-3	T	7-9-6-1	21	64	FEB. 27	EDMONTON	7-2	L	20-25-15-4	59
24	DEC. 2	@ New Jersey	3-1	W	8-9-6-1	23	65	FEB. 29	@ Calgary	4-2	L	20-26-15-4	59
25	DEC. 4	@ Buffalo	3-2	W	9-9-6-1	25	66	MAR. 2	@ Edmonton	5-4	OL	20-26-15-5	60
26	DEC. 5	@ Philadelphia	3-2	L	9-10-6-1	25	67	MAR. 5	MONTREAL	4-3	L	20-27-15-5	60
27	DEC. 7	@ Chicago	2-2	T	9-10-7-1	26	68	MAR. 7	MINNESOTA	1-1	T	20-27-16-5	61
28	DEC. 10	DALLAS	2-1	W	10-10-7-1	28	69	MAR. 9	@ Los Angeles	3-2	L	20-28-16-5	61
29	DEC. 12	EDMONTON	3-3	T	10-10-8-1	29	70	MAR. 10	LOS ANGELES	3-1	L	20-29-16-5	61
30	DEC. 15	MINNESOTA	5-2	L	10-11-8-1	29	71	MAR. 12	COLORADO	3-2	L	20-30-16-5	61
31	DEC. 18	@ Los Angeles	4-4	T	10-11-9-1	30	72	MAR. 14	@ Colorado	4-1	L	20-31-16-5	61
32	DEC. 20	@ St. Louis	1-1	T	10-11-10-1	31	73	MAR. 16	ANAHEIM	3-2	OL	20-31-16-6	62
33	DEC. 22	@ Nashville	3-3	T	10-11-11-1	32	74	MAR. 18	DETROIT	1-1	T	20-31-17-6	63
34	DEC. 23	@ Columbus	2-1	W	11-11-11-1	34	75	MAR. 21	@ Chicago	2-2	T	20-31-18-6	64
35	DEC. 27	NASHVILLE	3-1	L	11-12-11-1	34	76	MAR. 22	@ Minnesota	3-2	W	21-31-18-6	66
36	DEC. 29	NY RANGERS	3-2	OL	11-12-11-2	35	77	MAR. 24	CALGARY	4-0	L	21-32-18-6	66
37	DEC. 31	LOS ANGELES	4-0	W	12-12-11-2	37	78	MAR. 26	SAN JOSE	3-0	L	21-33-18-6	66
38	JAN. 2	@ Dallas	6-0	W	13-12-11-2	39	79	MAR. 28	@ Edmonton	4-2	L	21-34-18-6	66
39	JAN. 4	@ Carolina	3-0	W	14-12-11-2	41	80	MAR. 29	@ Vancouver	6-1	L	21-35-18-6	66
40	JAN. 7	@ Washington	3-0	W	15-12-11-2	43	81	MAR. 31	@ Calgary	1-0	L	21-36-18-6	66
41	JAN. 9	@ Minnesota	2-0	W	16-12-11-2	45	82	APR. 3	CHICAGO	2-1	W	22-36-18-6	68



# 2016-17 ARIZONA COYOTES

# 2005-06 PHOENIX COYOTES

38-39-5 (81 points), 5th Pacific Division

PLAYER	GP	G	A	PTS	PIM
Shane Doan	82	30	36	66	123
Mike Comrie	80	30	30	60	55
Ladislav Nagy	51	15	41	56	74
Mike Johnson	80	16	38	54	50
Paul Mara	78	15	32	47	70
*Geoff Sanderson	75	25	21	46	58
Keith Ballard	82	8	31	39	99
Derek Morris	53	6	21	27	54
Oleg Saprykin	67	11	14	25	50
Zbynek Michalek	82	9	15	24	62
*Steven Reinprecht	28	12	11	23	8
*Dave Scatchard	47	11	12	23	84
Fredrik Sjostrom	75	6	17	23	42
Boyd Devereaux	78	8	14	22	44
#Mike Leclerc	35	9	12	21	29
*# Jamie Lundmark	38	5	13	18	36
Mike Ricci	78	10	6	16	69
*Oleg Kvasha	15	4	7	11	6
#Petr Nedved	25	2	9	11	34
#Denis Gauthier	45	2	9	11	61
*Dennis Seidenberg	34	1	10	11	14
#Sean O'Donnell	57	1	7	8	121

PLAYER	GP	G	A	PTS	PIM
Tyson Nash	50	0	6	6	84
*Jamie Rivers	18	0	5	5	26
#David Tanabe	21	0	4	4	8
#Krystofer Kolanos	9	2	1	3	2
Bill Thomas	9	1	2	3	8
*Joel Perrault	5	1	1	2	2
Matt Jones	16	0	2	2	14
*Yanick Lehoux	3	1	0	1	2
*Josh Gratton	11	1	0	1	30
+ Brett Hull	5	0	1	1	0
Matthew Spiller	8	0	1	1	13
Steve Gainey	20	0	1	1	20
Curtis Joseph	60	0	1	1	18
*Pascal Rheaume	1	0	0	0	0
#Michael Rupp	1	0	0	0	0
*Pavel Brendl	2	0	0	0	0
*#Jeff Taffe	2	0	0	0	0
*Philippe Sauve	5	0	0	0	0
*#Tim Jackman	8	0	0	0	21
David LeNeveu	15	0	0	0	0
#Brian Boucher	11	0	0	0	2

GOALTENDER	GP	MIN	GAA	W-L-T	SO	GA	SA	SV%
Curtis Joseph	60	3424	2.91	32-21-3	4	166	1690	.902
David LeNeveu	15	814	3.24	3-8-2	0	44	386	.886
#Brian Boucher	11	512	3.87	3-6-0	0	33	268	.877
*Philippe Sauve	5	187	5.45	0-4-0	0	17	128	.867

\* - Acquired during season # - Relocated during season

## RECORDS

#	DATE	H/R	OPPONENT	SCORE	RES	RECORD	PTS	#	DATE	H/R	OPPONENT	SCORE	RES	RECORD	PTS
1	OCT. 5	@	Vancouver	3-2	L	0-1-0	0	42	JAN. 8		COLUMBUS	5-2	L	20-20-2	42
2	OCT. 6	@	Los Angeles	3-2	L	0-2-0	0	43	JAN. 10	@	Ottawa	7-2	L	20-21-2	42
3	OCT. 8		MINNESOTA	2-1	W	1-2-0	2	44	JAN. 12	@	Buffalo	2-1	W	21-21-2	44
4	OCT. 11	@	Dallas	3-2	L	1-3-0	2	45	JAN. 14	@	Toronto	4-3	W	22-21-2	46
5	OCT. 13		NASHVILLE	5-4	SOL	1-3-1	3	46	JAN. 16		WASHINGTON	6-1	L	22-22-2	46
6	OCT. 15		DETROIT	2-0	L	1-4-1	3	47	JAN. 19		FLORIDA	6-3	W	23-22-2	48
7	OCT. 17	@	Calgary	2-0	W	2-4-1	5	48	JAN. 21		EDMONTON	4-3	W	24-22-2	50
8	OCT. 18	@	Edmonton	4-3	W	3-4-1	7	49	JAN. 23	@	Dallas	4-1	L	24-23-2	50
9	OCT. 20	@	Vancouver	3-2	L	3-5-1	7	50	JAN. 24	@	Minnesota	3-2	L	24-24-2	50
10	OCT. 23	@	Anaheim	5-3	L	3-6-1	7	51	JAN. 26	@	St. Louis	5-3	W	25-24-2	52
11	OCT. 25		ST. LOUIS	5-4	W	4-6-1	9	52	JAN. 28		SAN JOSE	6-2	W	26-24-2	54
12	OCT. 27		CALGARY	3-2	W	5-6-1	11	53	JAN. 29		EDMONTON	4-3	SOL	26-24-3	55
13	OCT. 29		DALLAS	5-3	L	5-7-1	11	54	JAN. 31		VANCOUVER	7-4	L	26-25-3	55
14	OCT. 30	@	Anaheim	3-2	L	5-8-1	11	55	FEB. 2		LOS ANGELES	2-1	W	27-25-3	57
15	NOV. 3		LOS ANGELES	4-0	W	6-8-1	13	56	FEB. 4		MINNESOTA	6-4	L	27-26-3	57
16	NOV. 5	@	Detroit	4-1	W	7-8-1	15	57	FEB. 7		CHICAGO	3-1	L	27-27-3	57
17	NOV. 6	@	Chicago	2-1	OL	7-8-2	16	58	FEB. 9		DALLAS	5-1	L	27-28-3	57
18	NOV. 8	@	Minnesota	4-2	W	8-8-2	18	59	FEB. 12		SAN JOSE	5-4	OL	27-28-4	58
19	NOV. 10		CALGARY	4-3	L	8-9-2	18	60	MAR. 2		DALLAS	6-2	W	28-28-4	60
20	NOV. 12		ANAHEIM	2-1	W	9-9-2	20	61	MAR. 4		DETROIT	7-3	L	28-29-4	60
21	NOV. 16		COLORADO	3-1	L	9-10-2	20	62	MAR. 7	@	Detroit	5-2	W	29-29-4	62
22	NOV. 19	@	San Jose	4-3	W	10-10-2	22	63	MAR. 9	@	Columbus	5-4	L	29-30-4	62
23	NOV. 20		COLUMBUS	5-1	W	11-10-2	24	64	MAR. 11		ANAHEIM	5-3	L	29-31-4	62
24	NOV. 22		ANAHEIM	2-1	L	11-11-2	24	65	MAR. 12	@	Anaheim	5-2	L	29-32-4	62
25	NOV. 25	@	Dallas	4-1	W	12-11-2	26	66	MAR. 14	@	Los Angeles	6-2	W	30-32-4	64
26	NOV. 26		VANCOUVER	2-1	W	13-11-2	28	67	MAR. 16	@	Nashville	2-0	L	30-33-4	64
27	NOV. 30	@	Anaheim	6-1	L	13-12-2	28	68	MAR. 19	@	Chicago	3-2	W	31-33-4	66
28	DEC. 3		CAROLINA	8-4	W	14-12-2	30	69	MAR. 21	@	Columbus	5-2	W	32-33-4	68
29	DEC. 5		ATLANTA	5-2	W	15-12-2	32	70	MAR. 23		CHICAGO	4-3	W	33-33-4	70
30	DEC. 11	@	Boston	2-1	W	16-12-2	34	71	MAR. 25		ANAHEIM	5-2	L	33-34-4	70
31	DEC. 13	@	Montreal	5-2	L	16-13-2	34	72	MAR. 28		NASHVILLE	5-3	W	34-34-4	72
32	DEC. 15		TAMPA BAY	3-1	L	16-14-2	34	73	MAR. 30	@	San Jose	5-2	W	35-34-4	74
33	DEC. 17	@	Los Angeles	4-1	L	16-15-2	34	74	APR. 1	@	San Jose	4-3	W	36-34-4	76
34	DEC. 20		ST. LOUIS	5-4	L	16-16-2	34	75	APR. 3	@	Edmonton	7-1	L	36-35-4	76
35	DEC. 22		SAN JOSE	2-1	W	17-16-2	36	76	APR. 5	@	Calgary	5-2	L	36-36-4	76
36	DEC. 23	@	Dallas	3-2	W	18-16-2	38	77	APR. 8		DALLAS	3-2	SOL	36-36-5	77
37	DEC. 26	@	Colorado	7-4	L	18-17-2	38	78	APR. 10		SAN JOSE	3-2	L	36-37-5	77
38	DEC. 28	@	San Jose	5-4	W	19-17-2	40	79	APR. 11	@	Colorado	6-4	L	36-38-5	77
39	DEC. 29		LOS ANGELES	6-5	W	20-17-2	42	80	APR. 13		LOS ANGELES	3-0	W	37-38-5	79
40	DEC. 31		COLORADO	5-2	L	20-18-2	42	81	APR. 15	@	Nashville	5-1	L	37-39-5	79
41	JAN. 5	@	Los Angeles	4-0	L	20-19-2	42	82	APR. 16	@	St. Louis	3-0	W	38-39-5	81



## 31-46-5 (67 points), 5th Pacific Division

PLAYER	GP	G	A	PTS	PIM
Shane Doan	73	27	28	55	73
# Ladislav Nagy	55	8	33	41	48
Owen Nolan	76	16	24	40	56
*# Yanic Perreault	49	19	14	33	30
Steven Reinprecht	49	9	24	33	28
Ed Jovanovski	54	11	18	29	63
Jeremy Roenick	70	11	17	28	32
Zbynek Michalek	82	4	24	28	34
Keith Ballard	69	5	22	27	59
Derek Morris	82	6	19	25	115
Michael Zigomanis	75	14	9	23	46
# Georges Laraque	56	5	17	22	52
# Mike Comrie	24	7	13	20	20
Travis Roche	50	6	13	19	22
Fredrik Sjostrom	78	9	9	18	48
Bill Thomas	24	8	6	14	2
Nick Boynton	59	2	9	11	138

PLAYER	GP	G	A	PTS	PIM
Patrick Fischer	27	4	6	10	24
* Mathias Tjarnqvist	26	5	4	9	2
* Niko Kapanen	19	2	7	9	8
Dave Scatchard	46	3	5	8	72
* Kevyn Adams	33	1	7	8	8
* Daniel Carcillo	18	4	3	7	74
Matt Jones	45	1	6	7	39
Jeff Taffe	17	4	2	6	2
Yanick Lehoux	7	1	2	3	4
#* Joel Perrault	21	1	2	3	14
Don MacLean	9	1	1	2	0
Enver Lisin	17	1	1	2	16
Josh Gratton	52	1	1	2	188
# Dennis Seidenberg	32	1	1	2	16
Keith Yandle	7	0	2	2	8
* Brendan Bell	14	0	2	2	8
Mike Ricci	7	0	1	1	4

GOALTENDER	GP	MIN	GAA	W-L-T	SO	GA	SA	SV%
Curtis Joseph	55	2993	3.19	18-31-2	4	159	1481	.893
*Mikael Tellqvist	30	1591	3.39	11-11-3	2	90	780	.885
David LeNeveu	6	233	3.86	2-1-0	0	15	142	.894
Michael Morrison	4	127	6.14	0-3-0	0	13	62	.790

\* - Acquired during season # - Relocated during season

#	DATE	H/R OPPONENT	SCORE	RES	RECORD	PTS
1	OCT. 5	NY ISLANDERS	6-3	W	1-0-0	2
2	OCT. 7	ANAHEIM	2-1	L	1-1-0	2
3	OCT. 9	@ Columbus	5-1	L	1-2-0	2
4	OCT. 11	@ Detroit	9-2	L	1-3-0	2
5	OCT. 14	@ Nashville	4-1	L	1-4-0	2
6	OCT. 17	@ St. Louis	5-2	W	2-4-0	4
7	OCT. 19	LOS ANGELES	4-0	L	2-5-0	4
8	OCT. 21	DALLAS	4-0	L	2-6-0	4
9	OCT. 23	@ Edmonton	5-2	L	2-7-0	4
10	OCT. 24	@ Calgary	6-1	L	2-8-0	4
11	OCT. 26	EDMONTON	6-2	W	3-8-0	6
12	OCT. 28	NY RANGERS	7-3	L	3-9-0	6
13	NOV. 3	@ Anaheim	6-2	L	3-10-0	6
14	NOV. 4	LOS ANGELES	6-4	W	4-10-0	8
15	NOV. 9	DALLAS	1-0	L	4-11-0	8
16	NOV. 11	SAN JOSE	2-1	L	4-12-0	8
17	NOV. 14	MINNESOTA	4-3	W	5-12-0	10
18	NOV. 16	CHICAGO	3-2	W	6-12-0	12
19	NOV. 18	@ Los Angeles	5-3	L	6-13-0	12
20	NOV. 19	@ Anaheim	6-4	L	6-14-0	12
21	NOV. 22	NEW JERSEY	3-1	W	7-14-0	14
22	NOV. 24	@ Minnesota	4-0	L	7-15-0	14
23	NOV. 25	@ St. Louis	2-1	W	8-15-0	16
24	NOV. 30	LOS ANGELES	7-4	W	9-15-0	18
25	DEC. 4	NASHVILLE	3-2	W	10-15-0	20
26	DEC. 6	@ Dallas	3-0	L	10-16-0	20
27	DEC. 7	@ Chicago	2-1	W	11-16-0	22
28	DEC. 9	DALLAS	4-3	OL	11-16-1	23
29	DEC. 11	@ San Jose	4-0	L	11-17-1	23
30	DEC. 12	@ Vancouver	5-2	L	11-18-1	23
31	DEC. 14	COLUMBUS	5-4	W	12-18-1	25
32	DEC. 16	CALGARY	6-3	L	12-19-1	25
33	DEC. 21	EDMONTON	3-2	L	12-20-1	25
34	DEC. 23	ANAHEIM	2-0	W	13-20-1	27
35	DEC. 26	@ Los Angeles	4-3	OL	13-20-2	28
36	DEC. 28	@ San Jose	3-2	W	14-20-2	30
37	DEC. 30	SAN JOSE	8-0	W	15-20-2	32
38	JAN. 1	@ Washington	3-2	W	16-20-2	34
39	JAN. 4	@ Carolina	2-0	W	17-20-2	36
40	JAN. 5	@ Atlanta	5-4	W	18-20-2	38
41	JAN. 7	@ Chicago	4-2	W	19-20-2	40

#	DATE	H/R OPPONENT	SCORE	RES	RECORD	PTS
42	JAN. 9	@ Dallas	5-2	W	20-20-2	42
43	JAN. 11	DETROIT	5-1	L	20-21-2	42
44	JAN. 13	SAN JOSE	4-1	L	20-22-2	42
45	JAN. 15	ST. LOUIS	5-4	W	21-22-2	44
46	JAN. 17	@ Colorado	4-3	L	21-23-2	44
47	JAN. 18	@ San Jose	5-2	L	21-24-2	44
48	JAN. 20	@ Los Angeles	3-2	W	22-24-2	46
49	JAN. 26	@ Colorado	5-4	W	23-24-2	48
50	JAN. 27	PITTSBURGH	7-2	L	23-25-2	48
51	JAN. 31	@ Anaheim	2-1	L	23-26-2	48
52	FEB. 1	NASHVILLE	3-2	W	24-26-2	50
53	FEB. 3	MINNESOTA	1-0	L	24-27-2	50
54	FEB. 6	@ Columbus	3-0	W	25-27-2	52
55	FEB. 7	@ Detroit	4-2	L	25-28-2	52
56	FEB. 10	@ Florida	5-2	L	25-29-2	52
57	FEB. 13	@ Tampa Bay	5-3	L	25-30-2	52
58	FEB. 15	ANAHEIM	5-4	OL	25-30-3	53
59	FEB. 17	DETROIT	4-1	L	25-31-3	53
60	FEB. 19	@ Nashville	4-1	L	25-32-3	53
61	FEB. 22	CALGARY	3-2	W	26-32-3	55
62	FEB. 26	@ Calgary	5-2	L	26-33-3	55
63	FEB. 27	@ Edmonton	3-0	W	27-33-3	57
64	MAR. 1	@ Vancouver	4-3	L	27-34-3	57
65	MAR. 3	COLUMBUS	4-3	L	27-35-3	57
66	MAR. 7	@ Anaheim	2-1	L	27-36-3	57
67	MAR. 8	VANCOUVER	4-2	L	27-37-3	57
68	MAR. 10	CHICAGO	7-5	L	27-38-3	57
69	MAR. 12	PHILADELPHIA	4-0	W	28-38-3	59
70	MAR. 15	SAN JOSE	5-1	L	28-39-3	59
71	MAR. 17	COLORADO	6-3	L	28-40-3	59
72	MAR. 18	@ Dallas	5-4	OL	28-40-4	60
73	MAR. 20	@ Minnesota	3-2	L	28-41-4	60
74	MAR. 22	ANAHEIM	2-1	W	29-41-4	62
75	MAR. 24	DALLAS	4-3	OL	29-41-5	63
76	MAR. 27	@ Dallas	6-0	L	29-42-5	63
77	MAR. 29	Colorado	4-3	L	29-43-5	63
78	MAR. 30	@ San Jose	4-2	L	29-44-5	63
79	APR. 3	ST. LOUIS	5-2	L	29-45-5	63
80	APR. 5	LOS ANGELES	3-2	W	30-45-5	65
81	APR. 7	@ Los Angeles	3-2	L	30-46-5	65
82	APR. 8	VANCOUVER	3-1	W	31-46-5	67



# 2016-17 ARIZONA COYOTES

# 2007-08 PHOENIX COYOTES

38-37-7 (83 points), 4th Pacific Division

PLAYER	GP	G	A	PTS	PIM
Shane Doan	80	28	50	78	59
Radim Vrbata	76	27	29	56	14
Peter Mueller	81	22	32	54	32
Ed Jovanovski	80	12	39	51	73
Steven Reinprecht	81	16	30	46	26
Martin Hanzal	72	8	27	35	28
Niko Kapanen	79	10	18	28	34
Daniel Winnik	79	11	15	26	25
Derek Morris	82	8	17	25	83
Daniel Carcillo	57	13	11	24	324
Keith Ballard	82	6	15	21	85
#Fredrik Sjostrom	51	10	9	19	14
Joel Perrault	49	7	10	17	48
Zbynek Michalek	75	4	13	17	34
Mike York	63	6	8	14	4

PLAYER	GP	G	A	PTS	PIM
Keith Yandle	43	5	7	12	14
Nick Boynton	79	3	9	12	125
Mathias Tjanqvist	78	4	7	11	34
Craig Weller	59	3	8	11	80
Enver Lisin	13	4	1	5	6
Mike Zigomanis	33	2	1	3	6
Matt Jones	45	0	2	2	10
Kyle Turris	3	0	1	1	2
Matt Murley	3	0	1	1	0
*Marcel Hossa	14	0	0	0	4
Bill Thomas	7	0	0	0	0
Brendan Bell	2	0	0	0	0
Pete Vandermeer	2	0	0	0	0
Ryan Caldwell	2	0	0	0	2
Josh Gratton	1	0	0	0	5

GOALTENDER	GP	MIN	GAA	W-L-T	SO	GA	SA	SV%
*Ilya Bryzgalov	55	3167	2.43	26-22-5	3	128	1621	.921
Mikael Tellqvist	22	1224	2.75	9-8-2	2	56	607	.908
#Alex Auld	9	509	3.54	3-6-0	1	30	249	.880
David Aebischer	1	60	3.00	0-1-0	0	3	33	.909

\* - Acquired during season # - Relocated during season

## RECORDS

#	DATE	H/R	OPPONENT	SCORE	RES	RECORD	PTS	#	DATE	H/R	OPPONENT	SCORE	RES	RECORD	PTS
1	OCT. 4		ST. LOUIS	3-2	W	1-0-0	2	42	JAN. 10	@	Edmonton	5-2	L	22-19-1	45
2	OCT. 6		BOSTON	3-1	L	1-1-0	2	43	JAN. 11	@	Vancouver	4-3	W	23-19-1	47
3	OCT. 10	@	Columbus	3-0	L	1-2-0	2	44	JAN. 13	@	Minnesota	4-1	L	23-20-1	47
4	OCT. 11	@	Nashville	6-3	W	2-2-0	4	45	JAN. 15		SAN JOSE	5-3	W	24-20-1	49
5	OCT. 13		MINNESOTA	3-2	L	2-3-0	4	46	JAN. 17		COLUMBUS	4-3	L	24-21-1	49
6	OCT. 18		EDMONTON	4-2	L	2-4-0	4	47	JAN. 19		CHICAGO	2-1	OL	24-21-2	50
7	OCT. 20		DETROIT	5-2	L	2-5-0	4	48	JAN. 21		BUFFALO	6-2	W	25-21-2	52
8	OCT. 25	@	Anaheim	1-0	W	3-5-0	6	49	JAN. 24		NASHVILLE	4-3	W	26-21-2	54
9	OCT. 27		DALLAS	5-3	L	3-6-0	6	50	JAN. 29	@	Columbus	4-2	W	27-21-2	56
10	OCT. 30	@	St. Louis	2-1	W	4-6-0	8	51	JAN. 30	@	Detroit	3-2	L	27-22-2	56
11	NOV. 2	@	Dallas	5-0	W	5-6-0	10	52	FEB. 2	@	Nashville	3-2	OL	27-22-3	57
12	NOV. 3		ANAHEIM	5-2	L	5-7-0	10	53	FEB. 4	@	Colorado	4-3	W	28-22-3	59
13	NOV. 7	@	Anaheim	6-5	W	6-7-0	12	54	FEB. 5	@	CALGARY	4-3	OL	28-22-4	60
14	NOV. 8		DALLAS	5-2	W	7-7-0	14	55	FEB. 7		COLUMBUS	2-1	L	28-23-4	60
15	NOV. 10	@	San Jose	4-1	L	7-8-0	14	56	FEB. 10		NASHVILLE	6-3	L	28-24-4	60
16	NOV. 12	@	San Jose	5-0	L	7-9-0	14	57	FEB. 11	@	Dallas	2-1	L	28-25-4	60
17	NOV. 15		SAN JOSE	6-0	L	7-10-0	14	58	FEB. 14		DALLAS	5-2	W	29-25-4	62
18	NOV. 17	@	Los Angeles	1-0	W	8-10-0	16	59	FEB. 16		LOS ANGELES	4-3	W	30-25-4	64
19	NOV. 21		LOS ANGELES	4-1	W	9-10-0	18	60	FEB. 18	@	Los Angeles	4-0	W	31-25-4	66
20	NOV. 23	@	Anaheim	4-3	W	10-10-0	20	61	FEB. 19		CALGARY	4-1	L	31-26-4	66
21	NOV. 24		TORONTO	5-1	W	11-10-0	22	62	FEB. 22		COLORADO	3-2	OL	31-26-5	67
22	NOV. 28	@	Minnesota	3-1	L	11-11-0	22	63	FEB. 24		ST. LOUIS	2-0	W	32-26-5	69
23	NOV. 30	@	Chicago	6-1	L	11-12-0	22	64	FEB. 27	@	Chicago	1-0	L	32-27-5	69
24	DEC. 1	@	Detroit	3-2	L	11-13-0	22	65	FEB. 28	@	St. Louis	2-1	W	33-27-5	71
25	DEC. 3	@	Pittsburgh	3-1	L	11-14-0	22	66	MAR. 1		CALGARY	3-1	L	33-28-5	71
26	DEC. 5		LOS ANGELES	4-1	W	12-14-0	24	67	MAR. 5	@	Dallas	2-1	W	34-28-5	73
27	DEC. 7		SAN JOSE	1-0	L	12-15-0	24	68	MAR. 6		MONTREAL	4-2	L	34-29-5	73
28	DEC. 8	@	Los Angeles	4-2	W	13-15-0	26	69	MAR. 8		OTTAWA	4-2	L	34-30-5	73
29	DEC. 13	@	Ny Islanders	3-2	L	13-16-0	26	70	MAR. 11		ANAHEIM	3-2	W	35-30-5	75
30	DEC. 15	@	New Jersey	4-1	W	14-16-0	28	71	MAR. 13		VANCOUVER	2-0	W	36-30-5	77
31	DEC. 16	@	Ny Rangers	5-1	W	15-16-0	30	72	MAR. 15		EDMONTON	5-2	L	36-31-5	77
32	DEC. 18	@	Philadelphia	3-2	W	16-16-0	32	73	MAR. 17	@	Vancouver	3-1	L	36-32-5	77
33	DEC. 20	@	San Jose	3-2	W	17-16-0	34	74	MAR. 18	@	Edmonton	8-4	L	36-33-5	77
34	DEC. 22		VANCOUVER	2-1	OL	17-16-1	35	75	MAR. 20		LOS ANGELES	6-5	OL	36-33-6	78
35	DEC. 27		MINNESOTA	3-2	L	17-17-1	35	76	MAR. 22		ANAHEIM	2-1	L	36-34-6	78
36	DEC. 29		DETROIT	4-2	L	17-18-1	35	77	MAR. 25		SAN JOSE	5-4	W	37-34-6	80
37	DEC. 31		COLORADO	4-3	W	18-18-1	37	78	MAR. 27	@	Los Angeles	4-0	L	37-35-6	80
38	JAN. 2	@	Colorado	5-2	W	19-18-1	39	79	MAR. 30	@	San Jose	3-1	L	37-36-6	80
39	JAN. 3		CHICAGO	4-2	W	20-18-1	41	80	APR. 3		DALLAS	4-2	L	37-37-6	80
40	JAN. 5		ANAHEIM	3-2	W	21-18-1	43	81	APR. 4	@	Dallas	4-2	W	38-37-6	82
41	JAN. 8	@	Calgary	3-1	W	22-18-1	45	82	APR. 6	@	Anaheim	3-2	OL	38-37-7	83



## 36-39-7 (79 points), 4th Pacific Division

PLAYER	GP	G	A	PTS	PIM
Shane Doan	82	31	42	73	72
#Olli Jokinen	57	21	21	42	49
Steven Reinprecht	73	14	27	41	20
Ed Jovanovski	82	9	27	36	106
Peter Mueller	72	13	23	36	24
Martin Hanzal	74	11	20	31	40
Keith Yandle	69	4	26	30	37
Mikkel Boedker	78	11	17	28	18
Zbynek Michalek	82	6	21	27	28
Enver Lisin	48	13	8	21	24
*Joakim Lindstrom	44	9	11	20	28
Kyle Turris	63	8	12	20	21
*Matthew Lombardi	19	5	11	16	14
Viktor Tikhonov	61	8	8	16	20
Todd Fedoruk	72	6	7	13	72
*Scottie Upshall	19	8	5	13	26
#Derek Morris	57	5	7	12	24

GOALTENDER	GP	MIN	GAA	W-L-T	SO	GA	SA	SV%
Ilya Bryzgalov	65	3759	2.98	26-31-6	3	187	1994	.906
#Mikael Tellqvist	15	798	2.86	7-5-1	0	38	408	.907
Al Montoya	5	259	2.08	3-1-0	1	9	120	.925
Josh Tordjman	2	118	4.07	0-2-0	0	8	62	.871

\* - Acquired during season # - Relocated during season

PLAYER	GP	G	A	PTS	PIM
*Ken Klee	68	1	10	11	24
*Petr Prucha	19	2	8	10	6
#Daniel Carcillo	54	3	7	10	174
Kevin Porter	34	5	5	10	4
David Hale	48	3	6	9	36
Kurt Sauer	68	1	6	7	36
Daniel Winnik	49	3	4	7	63
*Dmitri Kalinin	15	1	3	4	6
Steven Goertzen	16	2	2	4	24
Joel Perrault	7	2	1	3	4
*Nigel Dawes	12	0	2	2	0
*Brandon Prust	11	0	1	1	29
Jeff Hoggan	4	0	1	1	7
David Schlemko	3	0	1	1	0
Brian McGrattan	5	0	0	0	22
Garth Murray	10	0	0	0	12
*Alexander Nikulin	1	0	0	0	0

#	DATE	H/R	OPPONENT	SCORE	RES	RECORD	PTS
1	OCT. 11		COLUMBUS	3-1	W	1-0-0	2
2	OCT. 12	@	Anaheim	4-2	W	2-0-0	4
3	OCT. 15	@	Chicago	4-1	L	2-1-0	4
4	OCT. 17	@	Ottawa	6-3	L	2-2-0	4
5	OCT. 18	@	Montreal	4-1	L	2-3-0	4
6	OCT. 23		WASHINGTON	2-1	W	3-3-0	6
7	OCT. 25		CALGARY	4-1	L	3-4-0	6
8	OCT. 30		PITTSBURGH	4-1	W	4-4-0	8
9	NOV. 1		MINNESOTA	3-2	L	4-5-0	8
10	NOV. 4	@	Calgary	4-2	W	5-5-0	10
11	NOV. 6	@	Vancouver	1-0	L	5-6-0	10
12	NOV. 8		FLORIDA	4-1	W	6-6-0	12
13	NOV. 9		SAN JOSE	4-2	W	7-6-0	14
14	NOV. 12	@	Columbus	5-2	W	8-6-0	16
15	NOV. 13	@	Minnesota	4-0	L	8-7-0	16
16	NOV. 15		Dallas	3-2	L	8-8-0	16
17	NOV. 18		CHICAGO	3-2	OL	8-8-1	17
18	NOV. 21	@	Carolina	5-2	L	8-9-1	17
19	NOV. 22	@	Philadelphia	4-3	OL	8-9-2	18
20	NOV. 24	@	NY Rangers	4-1	I	8-10-2	18
21	NOV. 26	@	Columbus	3-2	W	9-10-2	20
22	NOV. 28		COLORADO	2-1	W	10-10-2	22
23	NOV. 29		SAN JOSE	3-2	L	10-11-2	22
24	DEC. 2		LOS ANGELES	4-2	W	11-11-2	24
25	DEC. 4		TORONTO	6-3	W	12-11-2	26
26	DEC. 6	@	St. Louis	4-3	L	12-12-2	26
27	DEC. 7	@	Chicago	7-1	L	12-13-2	26
28	DEC. 10	@	Dallas	5-3	W	13-13-2	28
29	DEC. 11		MINNESOTA	3-1	W	14-13-2	30
30	DEC. 13		DETROIT	5-4	OL	14-13-3	31
31	DEC. 16	@	Dallas	2-1	OL	14-13-4	32
32	DEC. 18		NASHVILLE	2-1	W	15-13-4	34
33	DEC. 20		COLUMBUS	2-0	W	16-13-4	36
34	DEC. 22	@	Edmonton	4-2	L	16-14-4	36
35	DEC. 23	@	Colorado	5-4	OL	16-14-5	37
36	DEC. 26	@	Los Angeles	2-1	W	17-14-5	39
37	DEC. 27		LOS ANGELES	4-0	L	17-15-5	39
38	DEC. 31		COLORADO	3-1	W	18-15-5	41
39	JAN. 2		NY ISLANDERS	5-4	W	19-15-5	43
40	JAN. 4	@	Anaheim	2-0	L	19-16-5	43
41	JAN. 6		CHICAGO	6-0	L	19-17-5	43

#	DATE	H/R	OPPONENT	SCORE	RES	RECORD	PTS
42	JAN. 8		TAMPA BAY	3-2	W	20-17-5	45
43	JAN. 10		DALLAS	1-0	W	21-17-5	47
44	JAN. 13	@	Minnesota	6-3	L	21-18-5	47
45	JAN. 15	@	Vancouver	4-1	W	22-18-5	49
46	JAN. 17	@	Calgary	4-3	W	23-18-5	51
47	JAN. 18	@	Edmonton	6-3	L	23-19-5	51
48	JAN. 20		DETROIT	6-3	W	24-19-5	53
49	JAN. 27		ANAHEIM	7-3	L	24-20-5	53
50	JAN. 29	@	San Jose	2-0	L	24-21-5	53
51	JAN. 31		BUFFALO	2-0	L	24-22-5	53
52	FEB. 3	@	Nashville	2-1	L	24-23-5	53
53	FEB. 4	@	Detroit	5-4	L	24-24-5	53
54	FEB. 7		CAROLINA	7-2	L	24-25-5	53
55	FEB. 11	@	Dallas	1-0	W	25-25-5	55
56	FEB. 12		VANCOUVER	4-3	L	25-26-5	55
57	FEB. 14		CALGARY	7-5	L	25-27-5	55
58	FEB. 16		EDMONTON	3-1	L	25-28-5	55
59	FEB. 19		ATLANTA	4-3	W	26-28-5	57
60	FEB. 21	@	Los Angeles	6-3	W	27-28-5	59
61	FEB. 24	@	St. Louis	2-1	L	27-29-5	59
62	FEB. 26	@	Nashville	4-1	L	27-30-5	59
63	FEB. 28		ST. LOUIS	3-1	L	27-31-5	59
64	MAR. 5	@	Boston	2-1	W	28-31-5	61
65	MAR. 6	@	Buffalo	5-1	L	28-32-5	61
66	MAR. 8	@	NY Islanders	3-2	L	28-33-5	61
67	MAR. 10	@	Detroit	3-2	OL	28-33-6	62
68	MAR. 12	@	New Jersey	5-2	L	28-34-6	62
69	MAR. 14		NASHVILLE	2-0	L	28-35-6	62
70	MAR. 17		SAN JOSE	4-3	W	29-35-6	64
71	MAR. 19		ANAHEIM	3-2	OL	29-35-7	65
72	MAR. 21		VANCOUVER	5-1	W	30-35-7	67
73	MAR. 22	@	Anaheim	6-2	L	30-36-7	67
74	MAR. 16		EDMONTON	3-2	W	31-36-7	69
75	MAR. 28	@	San Jose	3-2	L	31-37-7	69
76	MAR. 30		DALLAS	6-5	W	32-37-7	71
77	APR. 1	@	Colorado	3-0	W	33-37-7	73
78	APR. 2		LOS ANGELES	2-1	W	34-37-7	75
79	APR. 4	@	Los Angeles	6-1	L	34-38-7	75
80	APR. 7		ST. LOUIS	5-1	L	34-39-7	75
81	APR. 9	@	San Jose	4-1	W	35-39-7	77
82	APR. 11		ANAHEIM	5-4	W	36-39-7	79



# 2016-17 ARIZONA COYOTES

# 2009-10 PHOENIX COYOTES

50-25-7 (107 points), 2nd Pacific Division

PLAYER	GP	G	A	PTS	PIM
Shane Doan	82	18	37	55	41
Matthew Lombardi	78	19	34	53	36
Radim Vrbata	82	24	19	43	24
Keith Yandle	82	12	29	41	45
Ed Jovanovski	66	10	24	34	55
Martin Hanzal	81	11	22	33	104
Scottie Upshall	49	18	14	32	50
Vernon Fiddler	76	8	22	30	46
Robert Lang	64	9	20	29	28
Adrian Aucoin	82	8	20	28	56
Taylor Pyatt	74	12	11	23	39
Petr Prucha	79	13	9	22	23
Daniel Winnik	74	4	15	19	12
*Lee Stempniak	18	14	4	18	8
*Wojtek Wolski	18	6	12	18	6

PLAYER	GP	G	A	PTS	PIM
#Peter Mueller	54	4	13	17	8
Zbynek Michalek	72	3	14	17	30
Jim Vandermeer	62	4	8	12	60
Lauri Korpikoski	71	5	6	11	16
Sami Lepisto	66	1	10	11	60
Paul Bissonnette	41	3	2	5	117
David Schlemko	17	1	4	5	8
*Derek Morris	18	1	3	4	11
*Mathieu Schneider	8	0	4	4	4
Mikkel Boedker	14	1	2	3	0
*#Anders Eriksson	12	0	3	3	2
*Petteri Nokelainen	17	1	1	2	6
Shaun Heshka	8	0	2	2	4
Joel Perrault	2	1	0	1	0
#Kevin Porter	4	0	0	0	0

GOALTENDER	GP	MIN	GAA	W-L-T	SO	GA	SA	SV%
Ilya Bryzgalov	69	4084	2.29	42-20-6	8	156	1961	.920
Jason LaBarbera	17	927	2.13	8-5-1	0	33	927	.928

\* - Acquired during season # - Relocated during season

## RECORDS

#	DATE	H/R	OPPONENT	SCORE	RES	RECORD	PTS	#	DATE	H/R	OPPONENT	SCORE	RES	RECORD	PTS
1	OCT. 3	@	Los Angeles	6-3	W	1-0-0	2	42	DEC. 31		SAN JOSE	3-2	OL	25-13-4	54
2	OCT. 7	@	Pittsburgh	3-0	W	2-0-0	4	43	JAN. 2		DETROIT	4-1	L	25-14-4	54
3	OCT. 8	@	Buffalo	2-1	L	2-1-0	4	44	JAN. 5	@	Edmonton	5-4	W	26-14-4	56
4	OCT. 10		COLUMBUS	2-0	L	2-2-0	4	45	JAN. 7	@	Vancouver	4-0	L	26-15-4	56
5	OCT. 12	@	San Jose	1-0	W	3-2-0	6	46	JAN. 9		NY ISLANDERS	5-4	OL	26-15-5	57
6	OCT. 15		ST. LOUIS	3-2	W	4-2-0	8	47	JAN. 12		SAN JOSE	3-1	L	26-16-5	57
7	OCT. 17		BOSTON	4-1	W	5-2-0	10	48	JAN. 14		NEW JERSEY	4-3	W	27-16-5	59
8	OCT. 22		DETROIT	3-2	W	6-2-0	12	49	JAN. 16		MINNESOTA	6-4	W	28-16-5	61
9	OCT. 24		LOS ANGELES	5-3	L	6-3-0	12	50	JAN. 18		BUFFALO	7-2	L	28-17-5	61
10	OCT. 26	@	NY Rangers	5-2	L	6-4-0	12	51	JAN. 21		NASHVILLE	4-2	W	29-17-5	63
11	OCT. 28	@	Columbus	4-1	W	7-4-0	14	52	JAN. 23	@	Washington	4-2	L	29-18-5	63
12	OCT. 29	@	St. Louis	2-0	W	8-4-0	16	53	JAN. 26	@	Detroit	5-4	W	30-18-5	65
13	OCT. 31		ANAHEIM	3-2	W	9-4-0	18	54	JAN. 28		CALGARY	3-2	W	31-18-5	67
14	NOV. 2		LOS ANGELES	5-3	L	9-5-0	18	55	JAN. 30		NY RANGERS	3-2	W	32-18-5	69
15	NOV. 4	@	Colorado	4-1	L	9-6-0	18	56	JAN. 31	@	Dallas	4-2	W	33-18-5	71
16	NOV. 5		CHICAGO	3-1	W	10-6-0	20	57	FEB. 2	@	Nashville	1-0	W	34-18-5	73
17	NOV. 7	@	Anaheim	4-3	L	10-7-0	20	58	FEB. 5	@	Chicago	2-1	W	35-18-5	75
18	NOV. 12		MONTREAL	4-2	L	10-8-0	20	59	FEB. 6	@	Dallas	4-0	L	35-19-5	75
19	NOV. 14		DALLAS	3-2	W	11-8-0	22	60	FEB. 8		EDMONTON	6-1	W	36-19-5	77
20	NOV. 16		TAMPA BAY	4-1	L	11-9-0	22	61	FEB. 10	@	Minnesota	3-2	W	37-19-5	79
21	NOV. 18	@	Minnesota	3-2	W	12-9-0	24	62	FEB. 12	@	Colorado	2-1	L	37-20-5	79
22	NOV. 19	@	St. Louis	3-2	OL	12-9-1	25	63	FEB. 13		DALLAS	3-0	L	37-21-5	79
23	NOV. 21		PHILADELPHIA	3-1	W	13-9-1	27	64	MAR. 2		ST. LOUIS	5-2	L	37-22-5	79
24	NOV. 23	@	Edmonton	4-0	L	13-10-1	27	65	MAR. 4		COLORADO	3-1	W	38-22-5	81
25	NOV. 25	@	Calgary	2-1	L	13-11-1	27	66	MAR. 6		ANAHEIM	4-0	W	39-22-5	83
26	NOV. 27		DALLAS	5-2	W	14-11-1	29	67	MAR. 10		VANCOUVER	4-3	W	40-22-5	85
27	NOV. 29	@	Anaheim	3-2	W	15-11-1	31	68	MAR. 13	@	Carolina	4-0	W	41-22-5	87
28	DEC. 3		CALGARY	2-1	W	16-11-1	33	69	MAR. 14	@	Atlanta	3-2	W	42-22-5	89
29	DEC. 5		OTTAWA	3-2	W	17-11-1	35	70	MAR. 16	@	Tampa Bay	2-1	W	43-22-5	91
30	DEC. 7		MINNESOTA	2-0	W	18-11-1	37	71	MAR. 18	@	Florida	4-3	W	44-22-5	93
31	DEC. 10	@	Los Angeles	3-2	OL	18-11-2	38	72	MAR. 20		CHICAGO	5-4	W	45-22-5	95
32	DEC. 12		SAN JOSE	2-1	W	19-11-2	40	73	MAR. 21	@	Dallas	3-2	W	46-22-5	97
33	DEC. 14	@	Detroit	3-2	L	19-12-2	40	74	MAR. 23	@	Chicago	2-0	L	46-23-5	97
34	DEC. 16	@	Toronto	6-3	W	20-12-2	42	75	MAR. 25	@	Nashville	4-3	OL	46-23-6	98
35	DEC. 17	@	Columbus	2-1	W	21-12-2	44	76	MAR. 27		COLORADO	6-2	W	47-23-6	100
36	DEC. 19	@	Anaheim	4-2	L	21-13-2	44	77	MAR. 30	@	Vancouver	4-1	L	47-24-6	100
37	DEC. 21		COLUMBUS	5-2	W	22-13-2	46	78	MAR. 31	@	Calgary	2-1	L	47-25-6	100
38	DEC. 23		ANAHEIM	4-0	W	23-13-2	48	79	APR. 3		EDMONTON	3-2	W	48-25-6	102
39	DEC. 26		LOS ANGELES	3-2	W	24-13-2	50	80	APR. 7		NASHVILLE	5-2	W	49-25-6	104
40	DEC. 28	@	San Jose	3-2	OL	24-13-3	51	81	APR. 8	@	Los Angeles	3-2	W	50-25-6	106
41	DEC. 29		VANCOUVER	3-2	W	25-13-3	53	82	APR. 10	@	San Jose	3-2	OL	50-25-7	107

## 43-26-13 (99 points), 3rd Pacific Division

PLAYER	GP	G	A	PTS	PIM
Shane Doan	72	20	40	60	67
Keith Yandle	82	11	48	59	68
Ray Whitney	75	17	40	57	24
Radim Vrbata	79	19	29	48	20
Lauri Korpikoski	79	19	21	40	20
Eric Belanger	82	13	27	40	36
Lee Stempniak	82	19	19	38	19
Taylor Pyatt	76	18	13	31	27
#Scottie Upshall	61	16	11	27	42
Martin Hanzal	61	16	10	26	54
Kyle Turris	65	11	14	25	16
Vernon Fiddler	71	6	16	22	46
Adrian Aucoin	75	3	19	22	52
#Wojtek Wolski	36	6	10	16	10
Derek Morris	77	5	11	16	58

PLAYER	GP	G	A	PTS	PIM
Ed Jovanovski	50	5	9	14	39
David Schlemko	43	4	10	14	24
Mikkel Boedker	34	4	10	14	8
#Sami Lepisto	51	4	7	11	37
Oliver Ekman-Larsson	48	1	10	11	24
*Michal Rozsival	33	3	3	6	20
Andrew Ebbett	33	2	3	5	4
Brett MacLean	13	2	1	3	2
Paul Bissonnette	48	1	0	1	71
*Rostislav Klesla	16	1	0	1	12
Nolan Yonkman	16	0	1	1	39
#Petr Prucha	11	0	1	1	4
Chris Summers	2	0	0	0	4
Ryan Hollweg	3	0	0	0	0
Garrett Stafford	2	0	0	0	0

GOALTENDER	GP	MIN	GAA	W-L-T	SO	GA	SA	SV%
Ilya Bryzgalov	68	4059	2.48	36-20-10	7	168	2125	.921
Jason LaBarbera	17	882	3.26	7-6-3	2	48	529	.909
Matt Climie	1	32	1.88	0-0-0	0	1	16	.938

\* - Acquired during season # - Relocated during season

#	DATE	H/R	OPPONENT	SCORE	RES	RECORD	PTS	#	DATE	H/R	OPPONENT	SCORE	RES	RECORD	PTS
1	OCT. 9	@	Boston	5-2	W	1-0-0	2	42	JAN. 10	@	St. Louis	4-3	W	20-13-9	49
2	OCT. 10		BOSTON	3-0	L	1-1-0	2	43	JAN. 11	@	Columbus	4-3	W	21-13-9	51
3	OCT. 16		DETROIT	2-1	OL	1-1-1	3	44	JAN. 13		TORONTO	5-1	W	22-13-9	53
4	OCT. 17	@	Anaheim	3-2	L	1-2-1	3	45	JAN. 15		ANAHEIM	6-2	W	23-13-9	55
5	OCT. 21		LOS ANGELES	4-2	W	2-2-1	5	46	JAN. 17		SAN JOSE	4-2	L	23-14-9	55
6	OCT. 23		CAROLINA	4-3	OL	2-2-2	6	47	JAN. 18		NASHVILLE	5-2	L	23-15-9	55
7	OCT. 25	@	Montreal	3-2	OL	2-2-3	7	48	JAN. 20	@	Los Angeles	2-0	W	24-15-9	57
8	OCT. 26	@	Ottawa	5-2	L	2-3-3	7	49	JAN. 22		LOS ANGELES	4-3	L	24-16-9	57
9	OCT. 28	@	Detroit	4-2	W	3-3-3	9	50	JAN. 25		EDMONTON	4-3	L	24-17-9	57
10	OCT. 30		TAMPA BAY	3-0	L	3-4-3	9	51	JAN. 26	@	Colorado	5-2	W	25-17-9	59
11	NOV. 3		NASHVILLE	4-3	W	4-4-3	11	52	FEB. 1	@	San Jose	5-3	L	25-18-9	59
12	NOV. 5	@	Dallas	6-3	L	4-5-3	11	53	FEB. 2		VANCOUVER	6-0	L	25-19-9	59
13	NOV. 6		PITTSBURGH	4-3	OL	4-5-4	12	54	FEB. 5		MINNESOTA	1-0	W	26-19-9	61
14	NOV. 8	@	Detroit	3-2	OL	4-5-5	13	55	FEB. 7		COLORADO	3-0	W	27-19-9	63
15	NOV. 10	@	Chicago	2-1	W	5-5-5	15	56	FEB. 9	@	Dallas	3-2	W	28-19-9	65
16	NOV. 12		CALGARY	5-4	W	6-5-5	17	57	FEB. 12		CHICAGO	3-2	W	29-19-9	67
17	NOV. 13		ST LOUIS	5-3	W	7-5-5	19	58	FEB. 14		WASHINGTON	3-2	W	30-19-9	69
18	NOV. 17	@	Calgary	3-1	W	8-5-5	21	59	FEB. 17		ATLANTA	4-3	W	31-19-9	71
19	NOV. 19	@	Edmonton	4-3	W	9-5-5	23	60	FEB. 19	@	Nashville	3-2	W	32-19-9	73
20	NOV. 21	@	Vancouver	3-2	W	10-5-5	25	61	FEB. 22	@	Philadelphia	3-2	W	33-19-9	75
21	NOV. 23		EDMONTON	5-0	W	11-5-5	27	62	FEB. 23	@	Tampa Bay	8-3	L	33-20-9	75
22	NOV. 27		ANAHEIM	6-4	L	11-6-5	27	63	FEB. 25	@	Columbus	5-3	L	33-21-9	75
23	NOV. 30	@	Nashville	3-0	L	11-7-5	27	64	FEB. 27	@	Chicago	4-3	OL	33-21-10	76
24	DEC. 1	@	Minnesota	4-2	W	12-7-5	29	65	MAR. 1		DALLAS	3-2	L	33-22-10	76
25	DEC. 4		FLORIDA	2-1	OL	12-7-6	30	66	MAR. 3	@	Los Angeles	1-0	L	33-23-10	76
26	DEC. 5	@	Anaheim	3-0	W	13-7-6	32	67	MAR. 5		DETROIT	5-4	W	34-23-10	78
27	DEC. 9		MINNESOTA	3-2	L	13-8-6	32	68	MAR. 8		VANCOUVER	4-3	OL	34-23-11	79
28	DEC. 11		DALLAS	5-2	W	14-8-6	34	69	MAR. 10		CALGARY	3-0	W	35-23-11	81
29	DEC. 15	@	New Jersey	3-0	L	14-9-6	34	70	MAR. 13	@	Anaheim	5-2	W	36-23-11	83
30	DEC. 16	@	NY Rangers	4-3	OL	14-9-7	35	71	MAR. 15	@	Calgary	4-3	W	37-23-11	85
31	DEC. 18	@	NY Islanders	4-3	W	15-9-7	37	72	MAR. 17	@	Edmonton	3-1	W	38-23-11	87
32	DEC. 20	@	Pittsburgh	6-1	L	15-10-7	37	73	MAR. 18	@	Vancouver	3-1	W	39-23-11	89
33	DEC. 23	@	San Jose	4-1	L	15-11-7	37	74	MAR. 20		CHICAGO	2-1	L	39-24-11	89
34	DEC. 26	@	Dallas	1-0	W	16-11-7	39	75	MAR. 22		ST. LOUIS	2-1	W	40-24-11	91
35	DEC. 28		ANAHEIM	3-1	L	16-12-7	39	76	MAR. 24		COLUMBUS	3-0	W	41-24-11	93
36	DEC. 29		LOS ANGELES	5-2	W	17-12-7	41	77	MAR. 26		SAN JOSE	4-1	L	41-25-11	93
37	DEC. 31	@	St. Louis	4-3	L	17-13-7	41	78	MAR. 29		DALLAS	2-1	W	42-25-11	95
38	JAN. 2	@	Minnesota	6-5	OL	17-13-8	42	79	APR. 1		COLORADO	4-3	OL	42-25-12	96
39	JAN. 4		COLUMBUS	4-2	W	18-13-8	44	80	APR. 6	@	Los Angeles	3-2	OL	42-25-13	97
40	JAN. 6	@	Colorado	2-0	W	19-13-8	46	81	APR. 8		SAN JOSE	4-3	W	43-25-13	99
41	JAN. 8		BUFFALO	2-1	OL	19-13-9	47	82	APR. 9	@	San Jose	3-1	L	43-26-13	107



# 2016-17 ARIZONA COYOTES

# 2011-12 PHOENIX COYOTES

## 42-27-13 (97 points), 1st Pacific Division

PLAYER	GP	G	A	PTS	PIM
Ray Whitney	82	24	53	77	28
Radim Vrbata	77	35	27	62	24
Shane Doan	79	22	28	50	48
Keith Yandle	82	11	32	43	51
Lauri Korpikoski	82	17	20	37	14
*Antoine Vermette	82	11	26	37	28
Martin Hanzal	64	8	26	34	63
Oliver Ekman-Larsson	82	13	19	32	32
Daymond Langkow	73	11	19	30	14
Raffi Torres	79	15	11	26	83
Mikkel Boedker	82	11	13	24	12
Boyd Gordon	75	8	15	23	10
Taylor Pyatt	73	9	10	19	23
Kyle Chipchura	53	3	13	16	42
*Gilbert Brule	33	5	9	14	11
Rostislav Klesla	65	3	10	13	54

PLAYER	GP	G	A	PTS	PIM
Michal Rozsival	54	1	12	13	34
Derek Morris	59	2	9	11	38
David Schlemko	46	1	10	11	10
Adrian Aucoin	64	2	7	9	42
*David Rundblad	30	1	6	7	6
*#Cal O'Reilly	22	2	3	5	2
Patrick O'Sullivan	23	2	2	4	2
Marc-Antoine Pouliot	13	0	4	4	2
Michael Stone	13	1	2	3	2
Chris Summers	21	0	3	3	11
Paul Bissonnette	31	1	0	1	41
#Petteri Nokelainen	5	0	1	1	0
Andy Miele	7	0	0	0	6
#Kyle Turris	6	0	0	0	4
Alexandre Bolduc	2	0	0	0	2
Matt Watkins	1	0	0	0	0

GOALTENDER	GP	MIN	GAA	W-L-T	SO	GA	SA	SV%
Mike Smith	67	3903	2.21	38-18-10	8	144	2066	.930
Jason LaBarbera	19	1015	2.54	3-9-3	0	43	486	.912
Curtis McElhinney	2	72	1.67	1-0-0	0	2	36	.944

\* - Acquired during season # - Relocated during season

## RECORDS

#	DATE	H/R	OPPONENT	SCORE	RES	RECORD	PTS	#	DATE	H/R	OPPONENT	SCORE	RES	RECORD	PTS
1	OCT. 8	@	San Jose	6-3	L	0-1-0	0	42	JAN. 7		N.Y. ISLANDERS	5-1	W	20-17-5	45
2	OCT. 10	@	Dallas	2-1	OL	0-1-1	1	43	JAN. 10	@	N.Y. Rangers	2-1	OL	20-17-6	46
3	OCT. 13	@	Nashville	5-2	W	1-1-1	3	44	JAN. 12	@	Detroit	3-2	OL	20-17-7	47
4	OCT. 15		WINNIPEG	4-1	W	2-1-1	5	45	JAN. 13	@	Columbus	3-2	L	20-18-7	47
5	OCT. 18		CHICAGO	5-2	L	2-2-1	5	46	JAN. 16		COLORADO	6-1	W	21-18-7	49
6	OCT. 20		LOS ANGELES	2-0	L	2-3-1	5	47	JAN. 18	@	Anaheim	6-2	L	21-19-7	49
7	OCT. 23	@	Anaheim	5-4	W	3-3-1	7	48	JAN. 19		DETROIT	3-2	OL	21-19-8	50
8	OCT. 25		DALLAS	3-2	OL	3-3-2	8	49	JAN. 21		TAMPA BAY	4-3	L	21-20-8	50
9	OCT. 27		NEW JERSEY	5-3	W	4-3-2	10	50	JAN. 24		OTTAWA	3-2	W	22-20-8	52
10	OCT. 29		LOS ANGELES	3-2	W	5-3-2	12	51	JAN. 31		ANAHEIM	4-1	L	22-21-8	52
11	NOV. 2	@	Colorado	4-1	W	6-3-2	14	52	FEB. 4		SAN JOSE	5-3	W	23-21-8	54
12	NOV. 3		NASHVILLE	3-0	L	6-4-2	14	53	FEB. 6		DETROIT	3-1	W	24-21-8	56
13	NOV. 5		EDMONTON	4-2	W	7-4-2	16	54	FEB. 7	@	Dallas	4-1	W	25-21-8	58
14	NOV. 10		MONTREAL	3-2	OL	7-4-3	17	55	FEB. 9		CALGARY	2-1	W	26-21-8	60
15	NOV. 12	@	San Jose	3-0	W	8-4-3	19	56	FEB. 11		CHICAGO	3-0	W	27-21-8	62
16	NOV. 15	@	Toronto	3-2	W	9-4-3	21	57	FEB. 13	@	Vancouver	2-1	OL	27-21-9	63
17	NOV. 17	@	Philadelphia	2-1	L	9-5-3	21	58	FEB. 16	@	Los Angeles	1-0	W	28-21-9	65
18	NOV. 19	@	Buffalo	4-2	W	10-5-3	23	59	FEB. 18		DALLAS	2-1	W	29-21-9	67
19	NOV. 21	@	Washington	4-3	L	10-6-3	23	60	FEB. 21		LOS ANGELES	5-4	W	30-21-9	69
20	NOV. 23		ANAHEIM	4-2	W	11-6-3	25	61	FEB. 23	@	Calgary	4-3	W	31-21-9	71
21	NOV. 25		VANCOUVER	5-0	L	11-7-3	25	62	FEB. 25	@	Edmonton	3-1	W	32-21-9	73
22	NOV. 26		DALLAS	3-0	W	12-7-3	27	63	FEB. 28		VANCOUVER	2-1	W	33-21-9	75
23	NOV. 29	@	Chicago	4-1	W	13-7-3	29	64	MAR. 1		CALGARY	4-2	L	33-22-9	75
24	DEC. 1	@	Winnipeg	1-0	L	13-8-3	29	65	MAR. 3		COLUMBUS	5-2	L	33-23-9	75
25	DEC. 3		PHILADELPHIA	4-2	L	13-9-3	29	66	MAR. 5	@	Pittsburgh	2-1	L	33-24-9	75
26	DEC. 5	@	Chicago	4-3	W	14-9-3	31	67	MAR. 6	@	Columbus	3-2	L	33-25-9	75
27	DEC. 6	@	Nashville	3-2	W	15-9-3	33	68	MAR. 8		MINNESOTA	3-2	OL	33-25-10	76
28	DEC. 8	@	Detroit	5-2	L	15-10-3	33	69	MAR. 10		SAN JOSE	3-0	W	34-25-10	78
29	DEC. 10		MINNESOTA	4-1	L	15-11-3	33	70	MAR. 12		NASHVILLE	5-4	OL	34-25-11	79
30	DEC. 14	@	Anaheim	4-1	L	15-12-3	33	71	MAR. 14	@	Vancouver	5-4	W	35-25-11	81
31	DEC. 15		EDMONTON	4-2	W	16-12-3	35	72	MAR. 15	@	Calgary	4-1	L	35-26-11	81
32	DEC. 17		N.Y. RANGERS	3-2	L	16-13-3	35	73	MAR. 18	@	Edmonton	3-2	W	36-26-11	83
33	DEC. 20	@	Florida	2-1	W	17-13-3	37	74	MAR. 20	@	Dallas	4-3	OL	36-26-12	84
34	DEC. 21	@	Carolina	4-3	W	18-13-3	39	75	MAR. 22		COLORADO	3-2	W	37-26-12	86
35	DEC. 23		ST. LOUIS	3-2	L	18-14-3	39	76	MAR. 24	@	San Jose	4-3	OL	37-26-13	87
36	DEC. 26	@	Los Angeles	4-3	L	18-15-3	39	77	MAR. 25		ST. LOUIS	4-0	L	37-27-13	87
37	DEC. 28		BOSTON	2-1	OL	18-15-4	40	78	MAR. 29		SAN JOSE	2-0	W	38-27-13	89
38	DEC. 29	@	Colorado	3-2	L	18-16-4	40	79	MAR. 31		ANAHEIM	4-0	W	39-27-13	91
39	DEC. 31	@	Minnesota	4-2	W	19-16-4	42	80	APR. 3		COLUMBUS	2-0	W	40-27-13	93
40	JAN. 3	@	St. Louis	4-1	L	19-17-4	42	81	APR. 6	@	St. Louis	4-1	W	41-27-13	95
41	JAN. 5	@	Los Angeles	1-0	OL	19-17-5	43	82	APR. 7	@	Minnesota	4-1	W	42-27-13	97

## 21-18-9 (51 points), 4th Pacific Division

PLAYER	GP	G	A	PTS	PIM
Keith Yandle	48	10	20	30	54
Radim Vrbata	34	12	16	28	14
Shane Doan	48	13	14	27	37
Mikkel Boedker	48	7	19	26	12
Oliver Ekman-Larsson	48	3	21	24	26
Martin Hanzal	39	11	12	23	24
Antoine Vermette	48	13	8	21	36
David Moss	45	5	15	20	21
Kyle Chipchura	46	5	9	14	50
Boyd Gordon	48	4	10	14	8
#Raffi Torres	28	5	7	12	13
#Steve Sullivan	33	5	7	12	20
Lauri Korpikoski	36	6	5	11	12
Rob Klinkhammer	22	5	6	11	10

PLAYER	GP	G	A	PTS	PIM
Derek Morris	39	0	11	11	36
Michael Stone	40	5	4	9	16
#Matthew Lombardi	21	4	4	8	4
Rostislav Klesla	38	2	6	8	22
Nick Johnson	17	4	2	6	0
David Schlemko	30	1	5	6	12
Paul Bissonnette	28	0	6	6	36
Chris Conner	12	1	1	2	2
Zbynek Michalek	34	0	2	2	14
David Rundblad	8	0	1	1	0
Chris Brown	5	0	0	0	2
Alexandre Bolduc	14	0	0	0	2
Chris Summers	6	0	0	0	9
Andy Miele	1	0	0	0	0

GOALTENDER	GP	MIN	GAA	W-L-T	SO	GA	SA	SV%
Mike Smith	34	1,955	2.58	15-12-5	5	84	938	.910
Jason LaBarbera	15	725	2.64	4-6-2	0	32	418	.923
Chad Johnson	4	246	1.21	2-0-2	1	5	108	.954

\* - Acquired during season, # - Relocated during season

#	DATE	H/R	OPPONENT	SCORE	RES	RECORD	PTS	#	DATE	H/R	OPPONENT	SCORE	RES	RECORD	PTS
1	JAN. 19	@	Dallas	4-3	L	0-1-0		25	MAR. 9		DALLAS	2-1	W	12-10-3	27
2	JAN. 20		CHICAGO	6-4	L	0-2-0		26	MAR. 12		LOS ANGELES	5-2	W	13-10-3	29
3	JAN. 23		COLUMBUS	5-1	W	1-2-0	2	27	MAR. 14	@	St. Louis	3-0	L	13-11-3	
4	JAN. 24	@	San Jose	5-3	L	1-3-0		28	MAR. 16	@	Columbus	1-0	OL	13-11-4	30
5	JAN. 26		LOS ANGELES	4-2	L	1-4-0		29	MAR. 18	@	Los Angeles	4-0	L	13-12-4	
6	JAN. 28		NASHVILLE	4-0	W	2-4-0	4	30	MAR. 19	@	Los Angeles	3-2	L	13-13-4	
7	JAN. 30		EDMONTON	2-1	OL	2-4-1	5	31	MAR. 21		VANCOUVER	2-1	L	13-14-4	
8	FEB. 1	@	Dallas	4-3	OL	2-4-2	6	32	MAR. 25		DETROIT	3-2	L	13-15-4	
9	FEB. 2		DALLAS	2-0	W	3-4-2	8	33	MAR. 27	@	Minnesota	4-3	OL	13-15-5	31
10	FEB. 4		MINNESTOA	2-1	W	4-4-2	10	34	MAR. 28	@	Nashville	7-4	W	14-15-5	33
11	FEB. 7		CHICAGO	6-2	L	4-5-2		35	MAR. 30	@	San Jose	3-2	OL	14-15-6	34
12	FEB. 9	@	San Jose	1-0	W	5-5-2	12	36	APR. 2		LOS ANGELES	3-1	W	15-15-6	36
13	FEB. 11	@	Colorado	3-2	W	6-5-2	14	37	APR. 4		DETROIT	4-2	W	16-15-6	38
14	FEB. 14	@	Nashville	3-0	L	6-6-2		38	APR. 6		COLORADO	4-0	W	17-15-6	40
15	FEB. 16		COLUMBUS	5-3	W	7-6-2	16	39	APR. 8	@	Vancouver	2-0	L	17-16-6	
16	FEB. 18		CALGARY	4-0	W	8-6-2	18	40	APR. 10	@	Edmonton	3-1	W	18-16-6	42
17	FEB. 23	@	Edmonton	3-2	OL	8-6-3	19	41	APR. 12	@	Calgary	3-2	OL	18-16-7	43
18	FEB. 24	@	Calgary	5-4	L	8-7-3		42	APR. 15		SAN JOSE	4-0	L	18-17-7	
19	FEB. 26	@	Vancouver	4-2	W	9-7-3	21	43	APR. 18	@	St. Louis	2-1	OL	18-17-8	44
20	FEB. 28		MINNESOTA	4-3	L	9-8-3		44	APR. 20	@	Chicago	3-2	W	19-17-8	46
21	MAR. 2		ANAHEIM	5-4	W	10-8-3	23	45	APR. 22	@	Detroit	4-0	L	19-18-8	
22	MAR. 4		ANAHEIM	5-4	W	11-8-3	25	46	APR. 24		SAN JOSE	2-1	W	20-18-8	48
23	MAR. 6	@	Anaheim	2-0	L	11-9-3		47	APR. 26		COLORADO	5-4	OL	20-18-9	49
24	MAR. 7		ST. LOUIS	6-3	L	11-10-3		48	APR. 27	@	Anaheim	5-3	W	21-18-9	51





# 2016-17 ARIZONA COYOTES

# 2013-14 PHOENIX COYOTES

37-30-15 (89 points), 4th Pacific Division

PLAYER	GP	G	A	PTS	PIM
Keith Yandle	82	8	45	53	63
Radim Vrbata	80	20	31	51	22
Mikkel Boedker	82	19	32	51	20
Shane Doan	69	23	24	47	34
Mike Ribeiro	80	16	31	47	52
Antoine Vermette	82	24	21	45	44
Oliver Ekman-Larsson	80	15	29	44	50
Martin Hanzal	65	15	25	40	73
Lauri Korpikoski	64	9	16	25	24
David Moss	79	8	14	22	18
Michael Stone	70	8	13	21	38
Rob Klinkhammer	72	11	9	20	19
Kyle Chipchura	80	5	15	20	45
Derek Morris	63	5	12	17	41
Jeff Halpern	69	5	7	12	24
Zbynek Michalek	59	2	8	10	24

PLAYER	GP	G	A	PTS	PIM
David Schlemko	48	1	8	9	18
Tim Kennedy	37	2	6	8	4
Paul Bissonnette	39	2	6	8	53
Connor Murphy	30	1	7	8	10
Brandon McMillan	22	2	4	6	4
* Martin Erat	17	2	3	5	6
# Rostislav Klesla	25	1	3	4	24
Jordan Szwarz	26	3	0	3	19
Chris Summers	18	2	1	3	15
Andy Miele	7	0	2	2	5
# David Rundblad	12	0	1	1	6
# Chris Brown	6	0	0	0	17
Brandon Gormley	5	0	0	0	2
Brandon Yip	2	0	0	0	0
# Gilbert Brule	3	0	0	0	2
Lucas Lessio	3	0	0	0	2

GOALTENDER	GP	MIN	GAA	W-L-T	SO	GA	SA	SV%
Mike Smith	62	3,609	2.64	27-21-10	3	159	1871	.915
Thomas Greiss	25	1,312	2.29	10-8-5	2	50	626	.920
Mark Visentin	1	58	3.05	0-1-0	0	3	32	.906

\* - Acquired during season # - Relocated during season

## RECORDS

#	DATE	H/R	OPPONENT	SCORE	RES	RECORD	PTS	#	DATE	H/R	OPPONENT	SCORE	RES	RECORD	PTS
1	OCT. 3		NY RANGERS	4-1	W	1-0-0	2	42	JAN. 7		CALGARY	6-0	W	21-12-9	51
2	OCT. 5	@	San Jose	4-1	L	1-1-0		43	JAN. 9		MINNESOTA	4-1	L	21-13-9	
3	OCT. 8	@	NY Islanders	6-1	L	1-2-0		44	JAN. 11		ANAHEIM	5-3	L	21-14-9	
4	OCT. 10	@	Detroit	4-2	W	2-2-0	4	45	JAN. 13	@	Winnipeg	5-1	L	21-15-9	
5	OCT. 11	@	Philadelphia	2-1	W	3-2-0	6	46	JAN. 14	@	St. Louis	2-1	L	21-16-9	
6	OCT. 13	@	Carolina	5-3	W	4-2-0	8	47	JAN. 16		VANCOUVER	1-0	W	22-16-9	53
7	OCT. 15		OTTAWA	4-3	OL	4-2-1	9	48	JAN. 18		NEW JERSEY	3-2	W	23-16-8	55
8	OCT. 18	@	Anaheim	3-2	OL	4-2-2	10	49	JAN. 20		TORONTO	4-2	L	23-17-9	
9	OCT. 19		DETROIT	5-2	W	5-2-2	12	50	JAN. 22	@	Calgary	3-2	L	23-18-9	
10	OCT. 22		CALGARY	4-2	W	6-2-2	14	51	JAN. 24	@	Edmonton	4-3	W	24-18-9	57
11	OCT. 24	@	Los Angeles	7-4	L	6-3-2		52	JAN. 26	@	Vancouver	5-4	OL	24-18-10	58
12	OCT. 26		EDMONTON	5-4	W	7-3-2	16	53	JAN. 28		LOS ANGELES	3-0	W	25-18-10	60
13	OCT. 29		LOS ANGELES	3-1	W	8-3-2	18	54	JAN. 30		BUFFALO	3-2	L	25-19-10	
14	OCT. 31		NASHVILLE	5-4	W	9-3-2	20	55	FEB. 1		PITTSBURGH	3-1	W	26-19-10	62
15	NOV. 2	@	San Jose	3-2	W	10-3-2	22	56	FEB. 4		DALLAS	3-1	L	26-20-10	
16	NOV. 5		VANCOUVER	3-2	W	11-3-2	24	57	FEB. 7		CHICAGO	2-0	W	27-20-10	64
17	NOV. 6	@	Anaheim	5-2	L	11-4-2		58	FEB. 8	@	Dallas	2-1	L	27-21-10	
18	NOV. 9		WASHINGTON	4-3	W	12-4-2	26	59	FEB. 27	@	Winnipeg	3-2	OL	27-21-11	65
19	NOV. 12	@	St. Louis	3-2	W	13-4-2	28	60	FEB. 28	@	Colorado	4-2	L	27-22-11	
20	NOV. 14	@	Chicago	5-4	OL	13-4-3	29	61	MAR. 2		ST. LOUIS	4-2	L	27-23-11	
21	NOV. 16		TAMPA BAY	6-3	W	14-4-3	31	62	MAR. 4		VANCOUVER	1-0	W	28-23-11	67
22	NOV. 21		COLORADO	4-3	OL	14-4-4	32	63	MAR. 6		MONTREAL	5-2	W	29-23-11	69
23	NOV. 23		ANAHEIM	4-2	L	14-5-4		64	MAR. 8	@	Washington	3-2	L	29-24-11	
24	NOV. 25	@	Nashville	4-2	L	14-6-4		65	MAR. 10	@	Tampa Bay	4-3	W	30-24-11	71
25	NOV. 27	@	Minnesota	3-1	W	15-6-4	34	66	MAR. 11	@	Florida	3-1	W	31-24-11	73
26	NOV. 30		CHICAGO	5-2	L	15-7-4		67	MAR. 13	@	Boston	2-1	L	31-25-11	
27	DEC. 3	@	Edmonton	6-2	W	16-7-4	36	68	MAR. 15		CALGARY	3-2	W	32-25-11	75
28	DEC. 4	@	Calgary	4-1	L	16-8-4		69	MAR. 17	@	Los Angeles	4-3	W	33-25-11	77
29	DEC. 6	@	Vancouver	3-2	OL	16-8-5	37	70	MAR. 20		FLORIDA	2-1	W	34-25-11	79
30	DEC. 10	@	Colorado	3-1	W	17-8-5	39	71	MAR. 22		BOSTON	4-2	L	34-26-11	
31	DEC. 12		NY ISLANDERS	6-3	W	18-8-5	41	72	MAR. 24	@	NY Rangers	4-3	OL	34-26-12	80
32	DEC. 14		CAROLINA	3-1	L	18-9-5		73	MAR. 25	@	Pittsburgh	3-2	W	35-26-12	82
33	DEC. 17	@	Montreal	3-1	L	18-10-5		74	MAR. 27	@	New Jersey	3-2	W	36-26-12	84
34	DEC. 19	@	Toronto	2-1	OL	18-10-6	42	75	MAR. 29		MINNESOTA	3-1	L	36-27-12	
35	DEC. 21	@	Ottawa	4-3	W	19-10-6	44	76	APR. 1		WINNIPEG	2-1	OL	36-27-13	85
36	DEC. 23	@	Buffalo	2-1	OL	19-10-7	45	77	APR. 2	@	Los Angeles	4-0	L	36-28-13	
37	DEC. 27		SAN JOSE	4-3	OL	19-10-8	46	78	APR. 4		EDMONTON	3-2	OL	36-28-14	86
38	DEC. 28	@	Anaheim	3-2	OL	19-10-9	47	79	APR. 8	@	Columbus	4-3	OL	36-28-15	87
39	DEC. 31		EDMONTON	4-3	W	20-10-9	49	80	APR. 10	@	Nashville	2-0	L	36-29-15	
40	JAN. 2		COLUMBUS	2-0	L	20-11-9		81	APR. 12		SAN JOSE	3-2	L	36-30-15	
41	JAN. 4		PHILADELPHIA	5-3	L	20-12-9		82	APR. 13		DALLAS	2-1	W	37-30-15	89

## 24-50-8 (56 points), 7th Pacific Division

PLAYER	GP	G	A	PTS	PIM
Oliver Ekman-Larsson	82	23	20	43	40
Sam Gagner	81	15	26	41	28
# Keith Yandle	63	4	37	41	32
Shane Doan	79	14	22	36	65
# Antoine Vermette	63	13	22	35	34
Martin Erat	79	9	23	32	48
Mikkel Boedker	45	14	14	28	6
Martin Hanzal	37	8	16	24	31
Tobias Rieder	72	13	8	21	14
Lauri Korpikoski	69	6	15	21	12
Michael Stone	81	3	15	18	60
* Mark Arcobello	27	9	7	16	6
Kyle Chipchura	70	4	10	14	82
David Moss	60	4	8	12	24
Joe Vitale	70	3	6	9	36
# Zbynek Michalek	53	2	6	8	12
Connor Murphy	73	4	3	7	42
B.J. Crombeen	58	3	3	6	79
Lucas Lessio	26	2	3	5	8

GOALTENDER	GP	MIN	GAA	W-L-T	SO	GA	SA	SV%
Mike Smith	62	3,555	3.16	14-42-5	0	187	1955	.904
Devan Dubnyk	19	1,034	2.72	9-5-2	1	47	561	.916
Louis Domingue	7	307	2.73	1-2-1	0	14	158	.911
Mike McKenna	1	60	5.00	0-1-0	0	5	34	.853

\* - Acquired during season, # - Relocated during season

PLAYER	GP	G	A	PTS	PIM
* John Moore	19	1	4	5	11
Brandon Gormley	27	2	2	4	10
# David Schlemko	20	1	3	4	4
* Craig Cunningham	19	1	3	4	2
# Rob Klinkhammer	19	3	0	3	4
# Brandon McMillan	50	1	2	3	16
* Klas Dahlbeck	19	0	3	3	6
# Chris Summers	17	0	3	3	8
* Tye McGinn	18	1	1	2	10
Jordan Szwarz	9	1	0	1	2
Justin Hodgman	5	1	0	1	2
Jordan Martinook	8	0	1	1	0
Brendan Shinnimin	12	0	1	1	8
Andrew Campbell	33	0	1	1	10
* Philip Samuelsson	4	0	0	0	0
Dylan Reese	1	0	0	0	0
Henrik Samuelsson	3	0	0	0	2
Alexandre Bolduc	3	0	0	0	2
Tyler Gaudet	2	0	0	0	0

#	DATE	H/R	OPPONENT	SCORE	RES	RECORD	PTS	#	DATE	H/R	OPPONENT	SCORE	RES	RECORD	PTS
1	OCT. 9		WINNIPEG	6-2	L	0-1-0		42	JAN. 13		SAN JOSE	3-2	L	16-22-4	
2	OCT. 11		LOS ANGELES	3-2	W	1-1-0	2	43	JAN. 15		CALGARY	4-1	L	16-23-4	
3	OCT. 15		EDMONTON	7-4	W	2-1-0	4	44	JAN. 17	@	Minnesota	3-1	L	16-24-4	
4	OCT. 18		ST. LOUIS	6-1	L	2-2-0		45	JAN. 18	@	Winnipeg	4-3	OL	16-24-5	37
5	OCT. 21	@	Nashville	4-3	OL	2-2-1	5	46	JAN. 20	@	Chicago	6-1	L	16-25-5	
6	OCT. 23	@	Minnesota	2-0	L	2-3-1		47	JAN. 27	@	Philadelphia	4-3	OL	16-25-6	38
7	OCT. 25		FLORIDA	2-1	W	3-3-1	7	48	JAN. 29	@	Toronto	3-1	W	17-25-6	40
8	OCT. 28	@	Tampa Bay	7-3	L	3-4-1		49	JAN. 31	@	Ottawa	7-2	L	17-26-6	
9	OCT. 30	@	Florida	2-1	L	3-5-1		50	FEB. 1	@	Montreal	3-2	W	18-26-6	42
10	NOV. 1	@	Carolina	3-0	L	3-6-1		51	FEB. 3	@	Columbus	4-1	W	19-26-6	44
11	NOV. 2	@	Washington	6-5	W	4-6-1	9	52	FEB. 5		CAROLINA	2-1	OL	19-26-7	45
12	NOV. 4		TORONTO	3-2	W	5-6-1	11	53	FEB. 7		DETROIT	3-1	L	19-27-7	
13	NOV. 7	@	Anaheim	3-2	W	6-6-1	13	54	FEB. 9	@	Chicago	3-2	W	20-27-7	47
14	NOV. 8		NY ISLANDERS	1-0	L	6-7-1		55	FEB. 10	@	St. Louis	2-1	L	20-28-7	
15	NOV. 11		DALLAS	4-3	L	6-8-1		56	FEB. 13		SAN JOSE	4-2	L	20-29-7	
16	NOV. 13	@	Calgary	5-3	L	6-9-1		57	FEB. 14		NY RANGERS	5-1	L	20-30-7	
17	NOV. 14	@	Vancouver	5-0	W	7-9-1	15	58	FEB. 16	@	Colorado	5-2	L	20-31-7	
18	NOV. 16	@	Edmonton	2-1	W	8-9-1	17	59	FEB. 21		TAMPA BAY	4-2	L	20-32-7	
19	NOV. 18		WASHINGTON	2-1	OL	8-9-2	18	60	FEB. 23	@	New Jersey	3-0	L	20-33-7	
20	NOV. 20	@	Dallas	3-1	L	8-10-2		61	FEB. 24	@	NY Islanders	5-1	L	20-34-7	
21	NOV. 22	@	San Jose	4-3	W	9-10-2	20	62	FEB. 26	@	NY Rangers	4-3	L	20-35-7	
22	NOV. 23	@	Anaheim	2-1	L	9-11-2		63	FEB. 28	@	Boston	4-1	L	20-36-7	
23	NOV. 25		COLORADO	4-3	OL	9-11-3	21	64	MAR. 3		ANAHEIM	4-1	L	20-37-7	
24	NOV. 29		CALGARY	3-0	L	9-12-3		65	MAR. 5		VANCOUVER	3-2	W	21-37-7	49
25	DEC. 1	@	Edmonton	5-2	W	10-12-3	23	66	MAR. 7		MONTREAL	2-0	L	21-38-7	
26	DEC. 2	@	Calgary	5-2	L	10-13-3		67	MAR. 9		NASHVILLE	2-1	OL	21-38-8	50
27	DEC. 4		LOS ANGELES	4-0	L	10-14-3		68	MAR. 12		CHICAGO	2-1	L	21-39-8	
28	DEC. 6		BOSTON	5-2	L	10-15-3		69	MAR. 14		NEW JERSEY	4-1	L	21-40-8	
29	DEC. 11		NASHVILLE	5-1	L	10-16-3		70	MAR. 16	@	Los Angeles	1-0	L	21-41-8	
30	DEC. 13		MINNESOTA	4-3	OL	10-16-4	24	71	MAR. 19		COLORADO	5-2	L	21-42-8	
31	DEC. 16		EDMONTON	2-1	W	11-16-4	26	72	MAR. 21		PITTSBURGH	3-1	L	21-43-8	
32	DEC. 20	@	Los Angeles	4-2	L	11-17-4		73	MAR. 22		VANCOUVER	3-1	L	21-44-8	
33	DEC. 22	@	Vancouver	7-1	L	11-18-4		74	MAR. 24	@	Detroit	5-4	W	22-44-8	52
34	DEC. 23	@	Edmonton	5-1	W	12-18-4	28	75	MAR. 26	@	Buffalo	4-3	W	23-44-8	54
35	DEC. 27		ANAHEIM	2-1	W	13-18-4	30	76	MAR. 28	@	Pittsburgh	3-2	L	23-45-8	
36	DEC. 29		PHILADELPHIA	4-2	W	14-18-4	32	77	MAR. 30		BUFFALO	4-1	L	23-46-8	
37	DEC. 31	@	Dallas	6-0	L	14-19-4		78	APR. 3	@	San Jose	3-1	L	23-47-8	
38	JAN. 3		COLUMBUS	6-3	W	15-19-4	34	79	APR. 4		SAN JOSE	5-3	W	24-47-8	56
39	JAN. 6		ST. LOUIS	6-0	L	15-20-4		80	APR. 7	@	Calgary	3-2	L	24-48-8	
40	JAN. 8		WINNIPEG	4-1	W	16-20-4	36	81	APR. 9	@	Vancouver	5-0	L	24-49-8	
41	JAN. 10		OTTAWA	5-1	L	16-21-4		82	APR. 11		ANAHEIM	2-1	L	24-50-8	



35-39-8 (78 points), 4th Pacific Division

PLAYER	GP	G	A	PTS	PIM
Oliver Ekman-Larsson	75	21	34	55	96
Max Domi	81	18	34	52	72
Shane Doan	72	28	19	47	98
Anthony Duclair	81	20	24	44	49
Martin Hanzal	64	13	28	41	77
#Mikkel Boedker	62	13	26	39	10
Antoine Vermette	76	17	21	38	93
Tobias Rieder	82	14	23	37	10
Michael Stone	75	6	30	36	62
Brad Richardson	82	11	20	31	46
Jordan Martinook	81	9	15	24	18
Connor Murphy	78	6	11	17	48
*Alex Tanguay	18	4	9	13	8
Kyle Chipchura	70	4	8	12	38
*Kevin Connauton	38	4	5	9	39

PLAYER	GP	G	A	PTS	PIM
Klas Dahlbeck	71	2	6	8	28
Nicklas Grossmann	58	3	4	7	24
Zbynek Michalek	70	2	5	7	20
*Viktor Tikhonov	39	3	3	6	14
Steve Downie	26	3	3	6	53
#Stefan Elliott	19	2	4	6	4
Boyd Gordon	65	2	2	4	10
Tyler Gaudet	14	1	2	3	0
#Dustin Jeffrey	7	1	1	2	2
*Jiri Sekac	11	0	2	2	10
Laurent Dauphin	8	1	0	1	4
Sergei Plotnikov	13	0	1	1	4
#John Scott	11	0	1	1	25
Craig Cunningham	10	0	1	1	2
*Christian Thomas	1	0	0	0	0

GOALTENDER	GP	MIN	GAA	W-L-T	SO	GA	SA	SV%
Mike Smith	32	1,753:30	2.63	14-13-2	3	77	921	.916
Louis Domingue	39	2,206:04	2.75	9-18-5	2	101	1142	.912
Anders Lindback	19	906:08	3.11	1-7-1	0	47	443	.894
Niklas Treutle	2	49:42	6.00	0-1-0	0	5	20	.75

\* - Acquired during season

# - Relocated during season

#	DATE	H/R	OPPONENT	SCORE	RES	RECORD	PTS
#	Date	H/R	OPPONENT	SCORE	RES	Record	PTS
1	OCT. 9	@	Los Angeles	4-1	W	1-0-0	2
2	OCT. 10		PITTSBURGH	2-1	W	2-0-0	4
3	OCT. 14	@	Anaheim	4-0	W	3-0-0	6
4	OCT. 15		MINNESOTA	4-3	L	3-1-0	
5	OCT. 17		BOSTON	5-3	L	3-2-0	
6	OCT. 20	@	New Jersey	3-2	OL	3-2-1	7
7	OCT. 22	@	NY Rangers	4-1	L	3-3-1	
8	OCT. 24	@	Ottawa	4-1	W	4-3-1	9
9	OCT. 26	@	Toronto	4-3	W	5-3-1	11
10	OCT. 27	@	Boston	6-0	L	5-4-1	
11	OCT. 30		VANCOUVER	4-3	L	5-5-1	
12	NOV. 5		COLORADO	4-2	W	6-5-1	13
13	NOV. 7		NY RANGERS	4-1	L	6-6-1	
14	NOV. 9	@	Anaheim	4-3	W	7-6-1	15
15	NOV. 10	@	Los Angeles	3-2	W	8-6-1	17
16	NOV. 12		EDMONTON	4-1	W	9-6-1	19
17	NOV. 14	@	Columbus	5-2	L	9-7-1	
18	NOV. 16	@	NY Islanders	5-2	L	9-8-1	
19	NOV. 19	@	Montreal	3-2	W	10-8-1	21
20	NOV. 21	@	Winnipeg	3-2	L	10-9-1	
21	NOV. 25		ANAHEIM	4-2	W	11-9-1	23
22	NOV. 27		CALGARY	2-1	W	12-9-1	25
23	NOV. 28		OTTAWA	4-3	W	13-9-1	27
24	DEC. 1	@	Nashville	5-2	L	13-10-1	
25	DEC. 3	@	Detroit	5-1	L	13-11-1	
26	DEC. 4	@	Buffalo	5-2	L	13-12-1	
27	DEC. 6	@	Carolina	5-4	L	13-13-1	
28	DEC. 8	@	St. Louis	4-1	L	13-14-1	
29	DEC. 11		MINNESOTA	2-1	W	14-14-1	29
30	DEC. 12		CAROLINA	5-4	OL	14-14-2	30
31	DEC. 17		COLUMBUS	7-5	L	14-15-2	
32	DEC. 19		NY ISLANDERS	1-0	W	15-15-2	32
33	DEC. 22		TORONTO	3-2	W	16-15-2	34
34	DEC. 26		LOS ANGELES	4-3	OL	16-15-3	35
35	DEC. 27	@	Colorado	2-1	W	17-15-3	37
36	DEC. 29		CHICAGO	7-5	L	17-16-3	
37	DEC. 31		WINNIPEG	4-2	W	18-16-3	39
38	JAN. 2	@	Edmonton	4-3	OL	18-16-4	40
39	JAN. 4	@	Vancouver	3-2	W	19-16-4	42
40	JAN. 7	@	Calgary	2-1	W	20-16-4	44
41	JAN. 9		NASHVILLE	4-0	W	21-16-4	46

#	DATE	H/R	OPPONENT	SCORE	RES	RECORD	PTS
#	Date	H/R	OPPONENT	SCORE	RES	Record	PTS
42	JAN. 12		EDMONTON	4-3	W	22-16-4	48
43	JAN. 14		DETROIT	3-2	OL	22-16-5	49
44	JAN. 16		NEW JERSEY	2-0	L	22-17-5	
45	JAN. 18		BUFFALO	2-1	L	22-18-5	
46	JAN. 21		SAN JOSE	3-1	L	22-19-5	
47	JAN. 23		LOS ANGELES	3-2	W	23-19-5	51
48	JAN. 25	@	Minnesota	2-1	W	24-19-5	53
49	JAN. 26	@	Winnipeg	5-2	L	24-20-5	
50	FEB. 2		LOS ANGELES	6-2	L	24-21-5	
51	FEB. 4		CHICAGO	5-4	OL	24-21-6	54
52	FEB. 5	@	Anaheim	5-2	L	24-22-6	
53	FEB. 10		VANCOUVER	2-1	L	24-23-6	
54	FEB. 12		CALGARY	4-1	W	25-23-6	56
55	FEB. 13	@	San Jose	4-1	L	25-24-6	
56	FEB. 15		MONTREAL	6-2	W	26-24-6	58
57	FEB. 18		DALLAS	6-3	W	27-24-6	60
58	FEB. 20		ST. LOUIS	6-4	L	27-25-6	
59	FEB. 22	@	Washington	3-2	L	27-26-6	
60	FEB. 23	@	Tampa Bay	2-1	L	27-27-6	
61	FEB. 25	@	Florida	3-2	L	27-28-6	
62	FEB. 27	@	Philadelphia	4-2	L	27-29-6	
63	FEB. 29	@	Pittsburgh	6-0	L	27-30-6	
64	MAR. 3		ANAHEIM	5-1	L	27-31-6	
65	MAR. 5		FLORIDA	5-1	W	28-31-6	62
66	MAR. 7	@	Colorado	3-1	L	28-32-6	
67	MAR. 9	@	Vancouver	3-2	OL	28-32-7	63
68	MAR. 11	@	Calgary	4-1	W	29-32-7	65
69	MAR. 12	@	Edmonton	4-0	W	30-32-7	67
70	MAR. 17		SAN JOSE	3-1	W	31-32-7	69
71	MAR. 19		TAMPA BAY	2-0	L	31-33-7	
72	MAR. 20	@	San Jose	3-0	L	31-34-7	
73	MAR. 22		EDMONTON	4-2	W	32-34-7	71
74	MAR. 24		DALLAS	3-1	W	33-34-7	73
75	MAR. 26		PHILADELPHIA	2-1	W	34-34-7	75
76	MAR. 28		CALGARY	5-2	L	34-35-7	
77	MAR. 31	@	Dallas	4-1	L	34-36-7	
78	APR. 2		WASHINGTON	3-0	W	35-36-7	77
79	APR. 4	@	St. Louis	5-2	L	35-37-7	
80	APR. 5	@	Chicago	6-2	L	35-38-7	
81	APR. 7	@	Nashville	3-2	OL	35-38-8	78
82	APR. 9	@	San Jose	1-0	L	35-39-8	





\*Records for '99-00 are "adjusted" to reflect overtime losses instead of regulation ties.

## VS ANAHEIM

YEAR	HOME						ROAD						OVERALL					
	W	L	T	OL	GF	GA	W	L	T	OL	GF	GA	W	L	T	OL	GF	GA
1993-94	0	2	0		6	9	0	2	0		3	8	0	4	0		9	17
1994-95	1	1	0		7	6	0	2	0		3	6	1	3	0		10	12
1995-96	1	1	0		8	9	0	2	0		4	11	1	3	0		12	20
1996-97	2	0	0		10	5	1	1	0		4	5	3	1	0		14	10
1997-98	1	1	0		9	7	2	0	0		11	3	3	1	0		20	10
1998-99	1	1	1		5	8	0	2	1		3	9	1	3	2		8	17
1999-00	2	1	0	0	9	4	2	0	0	1	14	6	4	1	0	1	23	10
2000-01	0	2	0	0	4	10	2	0	1	0	10	6	2	2	1	0	14	16
2001-02	0	1	0	2	3	9	1	1	0	0	5	4	1	2	0	2	8	13
2002-03	2	0	0	0	7	3	0	2	1	0	4	9	2	2	1	0	11	12
2003-04	1	0	1	1	7	7	1	1	0	1	6	7	2	1	1	2	13	14
2005-06	1	3		0	8	13	0	4		0	8	19	1	7		0	16	32
2006-07	2	1		1	9	8	0	4		0	8	16	2	5		1	17	24
2007-08	2	2		0	9	11	3	0		1	13	11	5	2		1	22	22
2008-09	1	1		1	10	14	1	2		0	6	10	2	3		1	16	24
2009-10	3	0		0	11	2	1	2		0	8	10	4	2		0	19	12
2010-11	1	2		0	11	11	2	1		0	10	5	3	3		0	21	16
2011-12	2	1		0	9	6	1	2		0	8	14	3	3		0	17	20
2012-13	2	0		0	8	8	1	1		0	5	5	3	1		0	13	13
2013-14	0	2		0	5	9	0	1		2	6	10	0	3		2	11	19
2014-15	1	2		0	3	7	1	1		0	3	4	2	3		0	6	11
2015-16	1	1		0	5	7	2	1		0	10	8	3	2		0	15	15
TOTALS	27	25	2	5	163	173	21	32	3	5	152	186	48	57	5	10	315	359

## VS BOSTON

YEAR	HOME						ROAD						OVERALL					
	W	L	T	OL	GF	GA	W	L	T	OL	GF	GA	W	L	T	OL	GF	GA
1979-80	1	1	0		4	4	0	2	0		1	7	1	3	0		5	11
1980-81	0	1	1		8	11	0	1	1		11	12	0	2	2		19	23
1981-82	0	1	0		5	8	0	2	0		10	15	0	3	0		15	23
1982-83	2	0	0		12	9	0	0	1		2	2	2	0	1		14	11
1983-84	1	0	0		5	2	0	2	0		4	9	1	2	0		9	11
1984-85	1	1	0		6	7	1	0	0		4	3	2	1	0		10	10
1985-86	0	1	0		1	2	0	2	0		9	15	0	3	0		10	17
1986-87	1	1	0		7	4	0	1	0		3	6	1	2	0		10	10
1987-88	0	1	0		3	4	0	2	0		6	9	0	3	0		9	13
1988-89	0	2	0		4	9	1	0	0		4	3	1	2	0		8	12
1989-90	1	0	0		3	2	0	1	1		5	7	1	1	1		8	9
1990-91	1	1	0		8	4	0	1	0		2	5	1	2	0		10	9
1991-92	0	1	1		6	9	1	0	0		3	1	1	1	1		9	10
1992-93	1	0	0		5	4	0	1	0		2	6	1	1	0		7	10
1993-94	0	1	0		6	7	0	1	0		4	5	0	2	0		10	12
1994-95	DID NOT PLAY																	
1995-96	0	1	0		3	5	0	1	0		4	5	0	2	0		7	10
1996-97	1	0	0		5	4	1	0	0		5	2	2	0	0		10	6
1997-98	0	1	0		2	3	0	1	0		2	5	0	2	0		4	8
1998-99	1	0	0		3	1	0	1	0		2	3	1	1	0		5	4
1999-00	1	0	0	0	2	1	0	1	0	0	0	2	1	1	0	0	2	3
2000-01	-	-	-	-	-	-	0	1	0	0	4	7	0	1	0	0	4	7
2001-02	0	0	1	0	1	1	0	1	0	0	2	4	0	1	1	0	3	5
2002-03	1	0	0	0	2	1	-	-	-	-	-	-	1	0	0	0	2	1
2003-04	-	-	-	-	-	-	0	0	1	0	3	3	0	0	1	0	3	3
2005-06	-	-	-	-	-	-	1	0		0	2	1	1	0		0	2	1
2006-07	DID NOT PLAY																	
2007-08	0	1	0		1	3	-	-	-	-	-	-	0	1	0		1	3
2008-09	-	-	-	-	-	-	1	0		0	2	1	1	0		0	2	1
2009-10	1	0		0	4	1	-	-	-	-	-	-	1	0		0	4	1
2010-11	0	1		0	0	3	1	0		0	5	2	1	1		0	5	5
2011-12	0	0		1	1	2	-	-	-	-	-	-	0	0		1	1	2
2012-13	DID NOT PLAY																	
2013-14	0	1		0	2	4	0	1		0	1	2	0	2		0	3	6
2014-15	0	1		0	2	5	0	1		0	1	4	0	2		0	3	9
2015-16	0	1		0	3	5	0	1		0	0	6	0	2		0	3	11
TOTALS	14	19	3	1	114	125	7	25	4	0	103	152	21	44	7	1	217	277





## VS BUFFALO

YEAR	HOME						ROAD						OVERALL					
	W	L	T	OL	GF	GA	W	L	T	OL	GF	GA	W	L	T	OL	GF	GA
1979-80	0	1	1		5	6	0	2	0		5	10	0	3	1		10	16
1980-81	0	2	0		4	9	0	2	0		4	11	0	4	0		8	20
1981-82	0	0	1		4	4	0	1	1		5	6	0	1	2		9	10
1982-83	1	1	0		8	7	0	1	0		2	5	1	2	0		10	12
1983-84	0	1	0		5	6	0	2	0		6	14	0	3	0		11	20
1984-85	2	0	0		8	5	0	1	0		0	4	2	1	0		8	9
1985-86	1	0	0		5	3	0	2	0		6	13	1	2	0		11	16
1986-87	1	1	0		5	6	1	0	0		6	3	2	1	0		11	9
1987-88	1	0	0		7	5	0	1	1		7	9	1	1	1		14	14
1988-89	1	1	0		5	7	0	1	0		4	5	1	2	0		9	12
1989-90	0	1	0		3	4	0	2	0		4	7	0	3	0		7	11
1990-91	0	2	0		2	8	0	1	0		1	4	0	3	0		3	12
1991-92	1	0	0		5	4	0	1	0		2	5	1	1	0		7	9
1992-93	0	1	0		2	6	0	1	0		1	2	0	2	0		3	8
1993-94	1	0	0		3	2	0	1	0		0	6	1	1	0		3	8
1994-95	DID NOT PLAY																	
1995-96	1	0	0		4	1	1	0	0		4	3	2	0	0		8	4
1996-97	0	1	0		2	3	0	1	0		1	5	0	2	0		3	8
1997-98	1	0	0		6	1	0	0	1		3	3	1	0	1		9	4
1998-99	1	0	0		1	0	0	0	1		1	1	1	0	1		2	1
1999-00	1	0	0	0	2	1	0	0	1	0	2	2	1	0	1	0	4	3
2000-01	-	-	-	-	-	-	1	0	0	0	7	3	1	0	0	0	7	3
2001-02	0	1	0	0	1	3	1	0	0	0	3	2	1	1	0	0	4	5
2002-03	0	1	0	0	0	1	1	0	0	0	3	2	1	1	0	0	3	3
2003-04	-	-	-	-	-	-	1	0	0	0	3	2	1	0	0	0	3	2
2005-06	-	-	-	-	-	-	1	0		0	2	1	1	0		0	2	1
2006-07	DID NOT PLAY																	
2007-08	1	0	0		6	2	-	-	-	-	-	-	1	0	0		6	2
2008-09	0	1		0	0	2	0	1		0	1	5	0	2		0	1	7
2009-10	0	1		0	2	7	0	1		0	1	2	0	2		0	3	9
2010-11	0	0		1	1	2	-	-	-	-	-	-	0	0		1	1	2
2011-12	-	-	-	-	-	-	1	0		0	4	2	1	0		0	4	2
2012-13	DID NOT PLAY																	
2013-14	0	1		0	2	3	0	0		1	1	2	0	1		1	3	5
2014-15	0	1		0	1	4	1	0		0	4	3	1	1		0	5	7
2015-16	0	1		0	1	2	0	1		0	2	5	0	2		0	3	7
TOTALS	14	19	2	1	100	114	9	23	5	1	95	147	23	42	7	2	195	261

## VS CALGARY

YEAR	HOME						ROAD						OVERALL					
	W	L	T	OL	GF	GA	W	L	T	OL	GF	GA	W	L	T	OL	GF	GA
1979-80	0	2	0		6	10	0	2	0		0	10	0	4	0		6	20
1980-81	0	1	1		6	9	0	2	0		3	7	0	3	1		9	16
1981-82	1	0	0		6	4	1	1	0		9	10	2	1	0		15	14
1982-83	1	2	1		17	17	1	3	0		14	20	2	5	1		31	37
1983-84	1	1	2		10	10	0	3	1		16	27	1	4	3		26	37
1984-85	1	2	1		17	21	0	3	1		14	28	1	5	2		31	49
1985-86	1	3	0		20	23	0	3	1		11	21	1	6	1		31	44
1986-87	4	0	0		27	8	2	2	0		11	12	6	2	0		38	20
1987-88	3	0	1		22	11	1	3	0		13	17	4	3	1		35	28
1988-89	2	2	0		9	15	0	3	1		13	25	2	5	1		22	40
1989-90	3	1	0		16	10	2	2	0		13	14	5	3	0		29	24
1990-91	1	1	2		12	12	0	4	0		12	18	1	5	2		24	30
1991-92	3	1	0		22	13	1	1	1		11	13	4	2	1		33	26
1992-93	1	2	0		12	13	2	0	2		16	13	3	2	2		28	26
1993-94	0	2	0		5	9	0	2	0		6	12	0	4	0		11	21
1994-95	1	0	1		6	5	1	1	0		9	12	2	1	1		15	17
1995-96	2	0	0		9	5	2	0	0		7	3	4	0	0		16	8
1996-97	1	1	0		5	8	2	0	0		8	4	3	1	0		13	12
1997-98	1	0	1		5	3	1	1	0		7	7	2	1	1		12	10
1998-99	1	0	1		4	3	2	0	0		7	3	3	0	1		11	6
1999-00	2	0	0	0	6	4	1	0	1	0	6	4	3	0	1	0	12	8
2000-01	1	1	0	0	5	6	1	0	1	0	6	4	2	1	1	0	11	10
2001-02	2	0	0	0	10	6	2	0	0	0	6	3	4	0	0	0	16	9
2002-03	1	1	0	0	6	7	1	1	0	0	7	3	2	2	0	0	13	10
2003-04	0	2	0	0	1	6	0	2	0	0	2	5	0	4	0	0	3	11
2005-06	1	1		0	6	6	1	1		0	4	5	2	2		0	10	11
2006-07	1	1		0	6	8	0	2		0	3	11	1	3		0	9	19
2007-08	0	2		0	2	7	1	0		1	6	5	1	2		1	8	12
2008-09	0	2		0	6	11	2	0		0	8	5	2	2		0	14	16
2009-10	2	0		0	5	3	0	2		0	2	4	2	2		0	7	7
2010-11	2	0		0	8	4	2	0		0	7	4	4	0		0	15	8
2011-12	1	1		0	4	5	1	1		0	3	3	2	2		0	7	8
2012-13	1	0		0	4	0	0	1		1	6	8	1	1		1	10	8
2013-14	3	0		0	13	4	0	2		0	3	7	3	2		0	16	11
2014-15	0	2		0	1	7	0	3		0	7	13	0	5		0	8	20
2015-16	2	1		0	8	7	2	0		0	6	2	4	1		0	14	9
TOTALS	47	35	11	0	327	300	32	51	9	2	282	362	79	86	20	2	609	662



## VS CAROLINA

YEAR	HOME						ROAD						OVERALL					
	W	L	T	OL	GF	GA	W	L	T	OL	GF	GA	W	L	T	OL	GF	GA
1979-80	2	0	0		10	2	0	2	0		6	12	2	2	0		16	14
1980-81	0	2	0		8	13	0	1	1		7	11	0	3	1		15	24
1981-82	0	1	0		1	6	1	1	0		7	9	1	2	0		8	15
1982-83	1	1	0		5	5	0	0	1		2	2	1	1	1		7	7
1983-84	1	0	0		4	3	1	0	1		11	7	2	0	1		15	10
1984-85	1	1	0		10	10	1	0	0		3	0	2	1	0		13	10
1985-86	1	0	0		5	4	0	2	0		3	15	1	2	0		8	19
1986-87	1	1	0		3	3	0	0	1		4	4	1	1	1		7	7
1987-88	1	0	0		6	3	0	2	0		6	8	1	2	0		12	11
1988-89	1	1	0		8	8	0	1	0		3	7	1	2	0		11	15
1989-90	0	1	0		2	4	2	0	0		7	3	2	1	0		9	7
1990-91	2	0	0		10	8	0	1	0		3	4	2	1	0		13	12
1991-92	0	2	0		2	4	0	0	1		3	3	0	2	1		5	7
1992-93	1	1	0		10	13	1	0	0		6	3	2	1	0		16	16
1993-94	0	0	1		2	2	0	1	0		0	4	0	1	1		2	6
1994-95	DID NOT PLAY																	
1995-96	0	1	0		2	3	1	0	0		5	2	1	1	0		7	5
1996-97	0	1	0		1	2	0	1	0		0	1	0	2	0		1	3
1997-98	0	1	0		4	5	0	0	1		2	2	0	1	1		6	7
1998-99	0	0	1		5	5	0	0	0		0	0	0	0	1		5	5
1999-00	1	0	0	0	7	5	1	0	0	0	4	2	2	0	0	0	11	7
2000-01	0	0	0	1	1	2	1	0	0	0	2	0	1	0	0	1	3	2
2001-02	-	-	-	-	-	-	0	0	0	1	0	1	0	0	0	1	0	1
2002-03	1	0	0	0	4	2	0	1	0	0	2	3	1	1	0	0	6	5
2003-04	-	-	-	-	-	-	1	0	0	0	3	0	1	0	0	0	3	0
2005-06	1	0		0	8	4	-	-	-	-	-	-	1	0		0	8	4
2006-07	-	-	-	-	-	-	1	0		0	2	0	1	0		0	2	0
2007-08	DID NOT PLAY																	
2008-09	0	1		0	2	7	0	1		0	2	5	0	2		0	4	12
2009-10	-	-	-	-	-	-	1	0		0	4	0	1	0		0	4	0
2010-11	0	0		1	3	4	-	-	-	-	-	-	0	0		1	3	4
2011-12	-	-	-	-	-	-	1	0		0	4	3	1	0		0	4	3
2012-13	DID NOT PLAY																	
2013-14	0	1		0	1	3	1	0		0	5	3	1	1		0	6	6
2014-15	0	0		1	1	1	0	1		0	0	3	0	1		1	1	4
2015-16	0	0		1	4	5	0	1		0	4	5	0	1		1	8	10
TOTALS	15	16	2	4	129	136	14	16	6	1	110	122	29	32	8	5	239	258

## VS CHICAGO

YEAR	HOME						ROAD						OVERALL					
	W	L	T	OL	GF	GA	W	L	T	OL	GF	GA	W	L	T	OL	GF	GA
1979-80	1	1	0		6	4	1	1	0		5	6	2	2	0		11	10
1980-81	1	1	0		8	10	0	2	0		5	17	1	3	0		13	27
1981-82	2	1	1		17	16	1	1	1		13	12	3	2	2		30	28
1982-83	0	1	0		5	7	1	1	0		8	13	1	2	0		13	20
1983-84	2	0	0		13	7	0	1	0		2	6	2	1	0		15	13
1984-85	0	0	1		5	5	1	1	0		9	9	1	1	1		14	14
1985-86	1	1	0		7	6	0	1	0		4	5	1	2	0		11	11
1986-87	0	1	0		4	8	0	2	0		3	8	0	3	0		7	16
1987-88	1	0	1		7	4	0	1	0		4	6	1	1	1		11	10
1988-89	0	1	0		5	6	0	2	0		5	17	0	3	0		10	23
1989-90	1	1	0		9	7	0	1	0		3	4	1	2	0		12	11
1990-91	0	1	0		1	3	0	1	1		7	8	0	2	1		8	11
1991-92	2	0	0		9	4	0	0	1		3	3	2	0	1		12	7
1992-93	1	0	0		5	2	0	2	0		2	9	1	2	0		7	11
1993-94	2	1	0		6	9	0	3	0		7	15	2	4	0		13	24
1994-95	2	1	0		11	7	1	1	0		4	4	3	2	0		15	11
1995-96	2	0	1		9	7	0	2	0		4	7	2	2	1		13	14
1996-97	1	1	0		3	6	3	0	0		10	4	4	1	0		13	10
1997-98	2	1	0		10	7	2	0	1		9	6	4	1	1		19	13
1998-99	2	0	0		6	2	0	1	1		4	5	2	1	1		10	7
1999-00	1	1	0	0	3	4	0	1	1	0	6	10	1	2	1	0	9	14
2000-01	1	1	0	0	4	6	0	0	1	0	1	1	1	1	1	0	5	7
2001-02	1	1	0	0	5	6	1	1	0	0	4	4	2	2	0	0	9	10
2002-03	0	2	0	0	2	8	1	0	1	0	2	1	1	2	1	0	4	9
2003-04	1	0	1	0	4	3	0	0	2	0	4	4	1	0	3	0	8	7
2005-06	1	1		0	5	6	1	1		0	4	4	2	2		0	9	10
2006-07	1	1		0	8	9	2	0		0	6	3	3	1		0	14	12
2007-08	1	0		1	5	4	0	2		0	1	7	1	2		1	6	11
2008-09	0	1		1	2	9	0	2		0	2	11	0	3		1	4	20
2009-10	2	0		0	8	5	1	1		0	2	3	3	1		0	10	8
2010-11	1	1		0	4	4	1	0		1	5	5	2	1		1	9	9
2011-12	1	1		0	5	5	2	0		0	7	4	3	1		0	12	9
2012-13	0	2		0	6	12	1	0		0	2	2	1	2		0	8	14
2013-14	1	1		0	4	5	0	0		1	4	4	1	1		1	8	9
2014-15	0	1		0	1	2	1	1		0	3	8	1	2		0	4	10
2015-16	0	1		1	9	12	0	1		0	2	6	0	2		1	11	18
TOTALS	35	28	5	3	221	227	21	34	10	2	166	241	56	62	15	5	387	468



VS COLORADO							HOME							ROAD							OVERALL						
YEAR	W	L	T	OL	GF	GA	W	L	T	OL	GF	GA	W	L	T	OL	GF	GA									
1979-80	1	1	0		8	8	1	1	0		5	7	2	2	0		13	15									
1980-81	1	0	1		8	7	0	1	1		4	8	1	1	2		12	15									
1981-82	0	1	1		9	11	0	1	0		3	7	0	2	1		12	18									
1982-83	1	0	0		3	2	0	2	0		9	14	1	2	0		12	16									
1983-84	1	1	0		9	11	1	0	0		5	3	2	1	0		14	14									
1984-85	1	0	0		6	3	1	1	0		6	7	2	1	0		12	10									
1985-86	1	1	0		6	7	1	0	0		5	4	2	1	0		11	11									
1986-87	0	0	1		4	4	1	0	1		9	6	1	0	2		13	10									
1987-88	1	0	1		6	5	1	0	0		7	3	2	0	1		13	8									
1988-89	0	1	0		4	5	1	1	0		11	8	1	2	0		15	13									
1989-90	1	1	0		12	11	1	0	0		5	3	2	1	0		17	14									
1990-91	1	0	0		6	0	2	0	0		16	6	3	0	0		22	6									
1991-92	0	0	1		4	4	0	2	0		3	9	0	2	1		7	13									
1992-93	0	1	0		4	7	0	1	0		2	3	0	2	0		6	10									
1993-94	1	0	0		5	2	0	0	1		5	5	1	0	1		10	7									
1994-95	DID NOT PLAY																										
1995-96	0	2	0		4	10	1	1	0		7	7	1	3	0		11	17									
1996-97	0	2	0		3	7	0	2	0		1	8	0	4	0		4	15									
1997-98	0	2	0		5	8	0	1	1		3	6	0	3	1		8	14									
1998-99	1	0	1		6	3	2	0	0		9	2	3	0	1		15	5									
1999-00	1	1	0	0	9	4	1	1	0	0	5	5	2	2	0	0	14	9									
2000-01	1	1	0	0	6	8	1	1	0	0	5	2	2	2	0	0	11	10									
2001-02	2	0	0	0	6	3	0	0	0	2	3	5	2	0	0	2	9	8									
2002-03	0	1	1	0	6	7	0	1	1	0	3	8	0	2	2	0	9	15									
2003-04	1	1	0	0	5	5	0	2	0	0	2	6	1	3	0	0	7	11									
2005-06	0	2		0	3	8	0	2		0	8	13	0	4		0	11	21									
2006-07	0	2		0	6	10	1	1		0	8	8	1	3		0	14	18									
2007-08	1	0		1	6	6	2	0		0	9	5	3	0		1	15	11									
2008-09	2	0		0	5	2	1	0		1	7	5	3	0		1	12	7									
2009-10	2	0		0	9	3	0	2		0	2	6	2	2		0	11	9									
2010-11	1	0		1	6	4	2	0		0	7	2	3	0		1	13	6									
2011-12	2	0		0	9	3	1	1		0	6	4	3	1		0	15	7									
2012-13	1	0		1	8	4	1	0		0	3	2	2	0		1	11	6									
2013-14	0	0		1	3	4	1	1		0	5	5	1	1		1	8	9									
2014-15	0	1		1	5	9	0	1		0	2	5	0	2		1	7	14									
2015-16	1	0		0	4	2	1	1		0	3	4	2	1		0	7	6									
TOTALS	26	22	7	5	208	197	25	28	5	3	193	201	51	50	12	8	401	398									

VS COLUMBUS YEAR	HOME						ROAD						OVERALL					
	W	L	T	OL	GF	GA	W	L	T	OL	GF	GA	W	L	T	OL	GF	GA
2000-01	1	0	1	0	4	3	0	2	0	0	3	7	1	2	1	0	7	10
2001-02	2	0	0	0	6	2	1	1	0	0	3	5	3	1	0	0	9	7
2002-03	1	0	1	0	8	5	1	1	0	0	4	4	2	1	1	0	12	9
2003-04	1	0	1	0	6	5	1	0	1	0	4	3	2	0	2	0	10	8
2005-06	1	1		0	7	6	1	1		0	9	7	2	2		0	16	13
2006-07	1	1		0	8	8	1	1		0	4	5	2	2		0	12	13
2007-08	0	2		0	4	6	1	1		0	4	5	1	3		0	8	11
2008-09	2	0		0	5	1	2	0		0	8	4	4	0		0	13	5
2009-10	1	1		0	5	4	2	0		0	6	2	3	1		0	11	6
2010-11	2	0		0	7	2	1	1		0	7	8	3	1		0	14	10
2011-12	1	1		0	4	5	0	2		0	5	7	1	3		0	9	12
2012-13	2	0		0	10	4	0	0		1	0	0	2	0		1	10	4
2013-14	0	1		0	0	2	0	0		1	3	4	0	1		1	3	6
2014-15	1	0		0	6	3	1	0		0	4	1	2	0		0	10	4
2015-16	0	1		0	5	7	0	1		0	2	5	0	2		0	7	12
TOTALS	16	8	3	0	85	63	12	11	1	2	66	67	28	19	4	2	151	130



## VS DALLAS

YEAR	HOME						ROAD						OVERALL					
	W	L	T	OL	GF	GA	W	L	T	OL	GF	GA	W	L	T	OL	GF	GA
1979-80	1	1	0		4	4	0	1	1		4	10	1	2	1		8	14
1980-81	0	2	0		6	10	0	2	0		4	8	0	4	0		10	18
1981-82	0	2	1		11	16	3	1	0		16	24	3	3	1		27	40
1982-83	0	2	0		6	8	0	1	0		1	4	0	3	0		7	12
1983-84	1	0	0		5	1	0	2	0		8	10	1	2	0		13	11
1984-85	2	0	0		9	4	0	1	0		0	4	2	1	0		9	8
1985-86	0	1	0		5	6	2	0	0		7	3	2	1	0		12	9
1986-87	2	0	0		10	7	0	1	0		2	4	2	1	0		12	11
1987-88	1	0	0		5	4	1	0	1		13	10	2	0	1		18	14
1988-89	1	1	0		4	6	0	1	0		1	5	1	2	0		5	11
1989-90	1	0	0		5	3	0	2	0		5	12	1	2	0		10	15
1990-91	1	1	0		4	4	1	0	0		6	4	2	1	0		10	8
1991-92	0	1	0		2	3	0	2	0		3	10	0	3	0		5	13
1992-93	2	0	0		14	10	1	1	0		11	7	3	1	0		25	17
1993-94	1	2	0		9	12	0	1	2		6	8	1	3	2		15	20
1994-95	1	1	0		4	7	1	1	0		9	9	2	2	0		13	16
1995-96	2	0	0		10	6	2	1	0		14	8	4	1	0		24	14
1996-97	0	2	1		8	10	2	1	0		11	10	2	3	1		19	20
1997-98	2	1	0		9	10	0	2	1		3	10	2	3	1		12	20
1998-99	1	2	0		5	5	1	2	0		5	6	2	4	0		10	11
1999-00	0	3	0	0	5	12	2	0	1	0	9	7	2	3	1	0	14	19
2000-01	1	1	1	0	9	9	1	0	1	0	5	3	2	1	2	0	14	12
2001-02	1	1	0	0	7	7	1	2	0	0	9	8	2	3	0	0	16	15
2002-03	0	2	1	0	5	10	0	1	1	0	3	7	0	3	2	0	8	17
2003-04	2	1	0	0	9	8	1	1	1	0	11	8	3	2	1	0	20	16
2005-06	1	2		1	12	15	2	2		0	10	10	3	4		1	22	25
2006-07	0	2		2	6	13	1	2		1	9	16	1	4		3	15	29
2007-08	2	2		0	15	13	3	1		0	12	5	5	3		0	27	18
2008-09	2	1		0	9	8	2	0		1	7	5	4	1		1	16	13
2009-10	2	1		0	8	7	2	1		0	7	8	4	2		0	15	15
2010-11	2	1		0	9	6	2	1		0	7	8	4	2		0	16	14
2011-12	2	0		1	7	3	1	0		2	8	5	3	0		3	15	8
2012-13	2	0		0	4	1	0	1		1	6	7	2	1		1	10	8
2013-14	1	1		0	3	4	0	1		0	1	2	1	2		0	4	6
2014-15	0	1		0	3	4	0	2		0	1	9	0	3		0	4	13
2015-16	2	0		0	9	4	0	1		0	1	4	2	1		0	10	8
TOTALS	39	38	4	4	255	260	32	39	9	5	235	278	71	77	13	9	490	538

## VS DETROIT

YEAR	HOME						ROAD						OVERALL					
	W	L	T	OL	GF	GA	W	L	T	OL	GF	GA	W	L	T	OL	GF	GA
1979-80	0	2	0		1	10	1	1	0		10	8	1	3	0		11	18
1980-81	0	1	1		7	8	0	2	0		8	11	0	3	1		15	19
1981-82	2	1	1		13	6	1	1	1		9	9	3	2	2		22	15
1982-83	1	0	0		8	3	2	0	0		12	2	3	0	0		20	5
1983-84	0	0	2		8	8	0	1	0		1	6	0	1	2		9	14
1984-85	1	0	0		5	2	1	0	1		11	8	2	0	1		16	10
1985-86	2	0	0		11	3	1	0	0		4	3	3	0	0		15	6
1986-87	0	0	1		1	1	1	1	0		7	7	1	1	1		8	8
1987-88	0	1	1		5	9	0	1	0		8	10	0	2	1		13	19
1988-89	0	1	0		2	6	0	1	1		5	8	0	2	1		7	14
1989-90	1	0	1		10	8	0	1	0		4	5	1	1	1		14	13
1990-91	0	1	0		2	5	0	2	0		2	9	0	3	0		4	14
1991-92	0	0	1		1	1	2	0	0		7	5	2	0	1		8	6
1992-93	1	0	0		4	1	1	1	0		8	8	2	1	0		12	9
1993-94	3	0	0		12	7	0	3	0		5	19	3	3	0		17	26
1994-95	1	1	0		5	8	0	2	1		9	17	1	3	1		14	25
1995-96	1	1	1		10	12	1	2	0		10	14	2	3	1		20	26
1996-97	0	2	1		9	12	2	0	0		8	3	2	2	1		17	15
1997-98	1	1	1		6	7	0	2	1		5	11	1	3	2		11	18
1998-99	1	1	0		5	8	2	0	0		10	5	3	1	0		15	13
1999-00	1	1	0	0	6	6	2	0	0	0	9	5	3	1	0	0	15	11
2000-01	0	1	1	0	4	6	0	1	1	0	5	8	0	2	2	0	9	14
2001-02	0	1	1	0	3	5	0	1	1	0	2	5	0	2	2	0	5	10
2002-03	0	2	0	0	5	8	1	1	0	0	6	6	1	3	0	0	11	14
2003-04	1	0	1	0	6	3	0	1	1	0	5	8	1	1	2	0	11	11
2005-06	0	2		0	3	9	2	0		0	9	3	2	2		0	12	12
2006-07	0	2		0	2	9	0	2		0	4	13	0	4		0	6	22
2007-08	0	2		0	4	9	0	2		0	4	6	0	4		0	8	15
2008-09	1	0		1	10	8	0	1		1	6	8	1	1		2	16	16
2009-10	1	1		0	4	6	1	1		0	7	7	2	2		0	11	13
2010-11	1	0		1	6	6	1	0		1	6	5	2	0		2	12	11
2011-12	1	0		1	5	3	0	1		1	4	7	1	1		2	9	10
2012-13	1	1		0	6	5	0	1		0	0	4	1	2		0	6	9
2013-14	1	0		0	5	2	1	0		0	4	2	2	0		0	9	4
2014-15	0	1		0	1	3	1	0		0	5	4	1	1		0	6	7
2015-16	0	0		1	2	3	0	1		0	1	5	0	1		1	3	8
TOTALS	23	27	14	4	197	216	24	34	8	3	220	264	47	61	22	7	417	480



VS EDMONTON							HOME							ROAD							OVERALL						
YEAR	W	L	T	OL	GF	GA	W	L	T	OL	GF	GA	W	L	T	OL	GF	GA	W	L	T	OL	GF	GA			
1979-80	1	0	1		10	5							1	1	0		6	12	2	1	1		16	17			
1980-81	0	2	0		3	9							0	2	0		6	17	0	4	0		9	26			
1981-82	0	1	0		2	10							1	1	0		5	4	1	2	0		7	14			
1982-83	2	2	0		24	23							0	4	0		7	22	2	6	0		31	45			
1983-84	0	4	0		21	29							0	4	0		16	24	0	8	0		37	53			
1984-85	1	3	0		13	18							2	2	0		21	22	3	5	0		34	40			
1985-86	1	3	0		19	25							1	3	0		15	22	2	6	0		34	47			
1986-87	2	2	0		17	17							1	3	0		10	16	3	5	0		27	33			
1987-88	1	2	1		11	17							0	2	2		10	15	1	4	3		21	32			
1988-89	1	2	1		18	23							2	2	0		17	17	3	4	1		35	40			
1989-90	3	1	0		17	15							0	4	0		11	23	3	5	0		28	38			
1990-91	2	2	0		13	12							2	1	1		10	9	4	3	1		23	21			
1991-92	1	1	1		11	10							2	2	0		16	15	3	3	1		27	25			
1992-93	4	1	0		22	16							4	0	0		22	13	8	1	0		44	29			
1993-94	1	1	0		9	7							0	2	0		2	11	1	3	0		11	18			
1994-95	0	2	0		8	11							1	0	1		8	4	1	2	1		16	15			
1995-96	2	0	0		13	4							0	2	0		7	10	2	2	0		20	14			
1996-97	0	2	0		4	9							1	1	0		7	6	1	3	0		11	15			
1997-98	1	1	0		8	8							0	2	0		4	9	1	3	0		12	17			
1998-99	1	1	0		4	9							1	1	0		10	8	2	2	0		14	17			
1999-00	1	1	0	0	9	9							0	1	0	1	4	7	1	2	0	1	13	16			
2000-01	2	0	0	0	9	4							0	0	2	0	4	4	2	0	2	0	13	8			
2001-02	0	1	0	1	7	9							0	2	0	0	2	9	0	3	0	1	9	18			
2002-03	2	0	0	0	7	5							1	1	0	0	8	5	3	1	0	0	15	10			
2003-04	0	1	1	0	5	10							0	1	0	1	6	9	0	2	1	1	11	19			
2005-06	1	0		1	7	7							1	1		0	5	10	2	1		1	12	17			
2006-07	1	1		0	8	5							1	1		0	5	5	2	2		0	13	10			
2007-08	0	2		0	4	9							0	2		0	6	13	0	4		0	10	22			
2008-09	1	1		0	4	5							0	2		0	5	10	1	3		0	9	15			
2009-10	2	0		0	9	3							1	1		0	5	8	3	1		0	14	11			
2010-11	1	1		0	8	4							2	0		0	7	4	3	1		0	15	8			
2011-12	2	0		0	8	4							2	0		0	5	3	4	0		0	13	7			
2012-13	0	0		1	1	2							1	0		1	5	3	1	0		2	6	5			
2013-14	2	0		1	11	9							2	0		0	10	5	4	0		1	21	14			
2014-15	2	0		0	9	5							3	0		0	12	4	5	0		0	21	9			
2015-16	3	0		0	12	6							1	0		1	7	4	4	0		1	19	10			
TOTALS	44	41	5	4	365	373							34	51	6	4	306	382	78	92	11	8	671	755			

VS FLORIDA YEAR	HOME						ROAD						OVERALL					
	W	L	T	OL	GF	GA	W	L	T	OL	GF	GA	W	L	T	OL	GF	GA
1993-94	0	2	0		4	8	1	0	0		5	2	1	2	0		9	10
1994-95	DID NOT PLAY																	
1995-96	1	0	0		5	3	0	1	0		1	6	1	1	0		6	9
1996-97	0	0	1		1	1	1	0	0		3	0	1	0	1		4	1
1997-98	1	0	0		3	2	1	0	0		3	2	2	0	0		6	4
1998-99	0	0	1		2	2	0	1	0		1	7	0	1	1		3	9
1999-00	0	1	0	0	1	6	-	-	-	-	-	-	0	1	0	0	1	6
2000-01	1	0	0	0	2	1	0	1	0	0	3	4	1	1	0	0	5	5
2001-02	-	-	-	-	-	-	1	0	0	0	3	1	1	0	0	0	3	1
2002-03	0	0	1	0	3	3	-	-	-	-	-	-	0	0	1	0	3	3
2003-04	0	0	0	1	4	5	1	0	0	0	2	1	1	0	0	1	6	6
2005-06	1	0		0	6	3	-	-	-	-	-	-	1	0		0	6	3
2006-07	-	-	-	-	-	-	0	1		0	2	5	0	1		0	2	5
2007-08	DID NOT PLAY																	
2008-09	1	0		0	4	1							1	0		0	4	1
2009-10							1	0		0	4	3	1	0		0	4	3
2010-11	0	0		1	1	2	-	-	-	-	-	-	0	0		1	1	2
2011-12	-	-	-	-	-	-	1	0		0	2	1	1	0		0	2	1
2012-13	DID NOT PLAY																	
2013-14	1	0		0	2	1	1	0		0	3	1	2	0		0	5	2
2014-15	1	0		0	2	1	0	1		0	1	2	1	1		0	3	3
2015-16	1	0		0	5	1	0	1		0	2	3	1	1		0	7	4
TOTALS	8	3	3	2	45	40	8	6	0	0	35	38	16	9	3	2	80	78





## VS LOS ANGELES

VS LOS ANGELES							HOME							ROAD							OVERALL						
YEAR	W	L	T	OL	GF	GA	W	L	T	OL	GF	GA	W	L	T	OL	GF	GA									
1979-80	1	0	1		9	7	1	1	0		10	8	2	1	1		19	15									
1980-81	0	2	0		6	11	0	2	0		5	14	0	4	0		11	25									
1981-82	2	0	0		14	7	1	0	0		3	2	3	0	0		17	9									
1982-83	3	1	0		24	16	3	1	0		17	14	6	2	0		41	30									
1983-84	2	0	2		23	20	3	0	1		22	16	5	0	3		45	36									
1984-85	1	1	2		15	13	3	1	0		24	19	4	2	2		39	32									
1985-86	1	3	0		15	19	1	2	1		15	15	2	5	1		30	34									
1986-87	3	1	0		13	8	2	2	0		16	20	5	3	0		29	28									
1987-88	2	2	0		11	10	3	1	0		21	18	5	3	0		32	28									
1988-89	1	1	2		20	19	1	1	2		14	14	2	2	4		34	33									
1989-90	3	1	0		21	9	2	1	1		15	14	5	2	1		36	23									
1990-91	1	3	0		15	19	0	2	2		12	17	1	5	2		27	36									
1991-92	2	2	0		17	16	0	2	1		8	10	2	4	1		25	26									
1992-93	2	0	2		17	12	1	2	0		12	16	3	2	2		29	28									
1993-94	1	1	0		7	7	1	0	1		12	10	2	1	1		19	17									
1994-95	0	2	0		3	6	0	1	1		9	11	0	3	1		12	17									
1995-96	2	0	0		9	6	1	1	0		8	10	3	1	0		17	16									
1996-97	1	1	0		7	5	1	1	0		7	9	2	2	0		14	14									
1997-98	1	1	0		7	4	1	1	0		6	5	2	2	0		13	9									
1998-99	2	1	0		9	5	3	0	0		9	1	5	1	0		18	6									
1999-00	1	2	0	0	6	9	3	0	0	0	12	7	4	2	0	0	18	16									
2000-01	1	0	1	0	5	3	1	1	1	0	11	14	2	1	2	0	16	17									
2001-02	2	0	1	0	11	6	0	0	2	0	4	4	2	0	3	0	15	10									
2002-03	1	0	0	1	6	6	0	2	0	1	7	12	1	2	0	2	13	18									
2003-04	2	1	0	0	11	7	0	2	1	0	9	14	2	3	1	0	20	21									
2005-06	4	0		0	15	6	1	3		0	9	11	5	3		0	24	17									
2006-07	3	1		0	16	14	1	2		1	11	14	4	3		1	27	28									
2007-08	3	0		1	17	11	3	1		0	9	6	6	1		1	26	17									
2008-09	2	1		0	6	7	2	1		0	9	10	4	2		0	15	17									
2009-10	1	2		0	9	12	2	0		1	11	8	3	2		1	20	20									
2010-11	2	1		0	13	9	1	1		1	4	4	3	2		1	17	13									
2011-12	2	1		0	8	8	1	1		1	3	5	3	2		1	11	13									
2012-13	2	1		0	10	7	0	2		0	2	7	2	3		0	12	14									
2013-14	2	0		0	6	1	1	2		0	8	14	3	2		0	14	15									
2014-15	1	1		0	3	6	0	2		0	2	5	1	3		0	5	11									
2015-16	1	1		1	8	12	2	0		0	7	3	3	1		1	15	15									
TOTALS	61	35	11	3	412	343	46	42	14	5	363	381	107	77	25	8	775	724									

## VS MINNESOTA

VS MINNESOTA YEAR	HOME						ROAD						OVERALL					
	W	L	T	OL	GF	GA	W	L	T	OL	GF	GA	W	L	T	OL	GF	GA
2000-01	2	0	0	0	6	1	1	0	1	0	4	2	3	0	1	0	10	3
2001-02	2	0	0	0	9	2	0	1	1	0	4	7	2	1	1	0	13	9
2002-03	1	1	0	0	5	7	1	1	0	0	4	4	2	2	0	0	9	11
2003-04	0	1	1	0	3	6	2	0	0	0	5	2	2	1	1	0	8	8
2005-06	1	1		0	6	7	1	1		0	6	5	2	2		0	12	12
2006-07	1	1		0	4	4	0	2		0	2	7	1	3		0	6	11
2007-08	0	2		0	4	6	0	2		0	2	7	0	4		0	6	13
2008-09	1	1		0	5	4	0	2		0	3	10	1	3		0	8	14
2009-10	2	0		0	8	4	2	0		0	6	4	4	0		0	14	8
2010-11	1	1		0	3	3	1	0		1	9	8	2	1		1	12	11
2011-12	0	1		1	3	6	2	0		0	8	3	2	1		1	11	9
2012-13	1	1		0	5	5	0	0		1	3	4	1	1		1	8	9
2013-14	0	2		0	2	7	1	0		0	3	1	1	2		0	5	8
2014-15	0	0		1	3	3	0	2		0	1	5	0	2		1	4	8
2015-16	1	1		0	5	5	1	0		0	1	1	2	1		0	6	6
TOTALS	13	13	1	2	71	70	12	11	2	2	61	70	25	24	3	4	132	140



VS MONTREAL							HOME							ROAD							OVERALL						
YEAR	W	L	T	OL	GF	GA	W	L	T	OL	GF	GA	W	L	T	OL	GF	GA									
1979-80	1	1	0		9	6	0	2	0		0	10	1	3	0		9	16									
1980-81	1	1	0		5	7	0	2	0		6	16	1	3	0		11	23									
1981-82	0	0	2		9	9	0	1	0		3	7	0	1	2		12	16									
1982-83	0	1	0		0	2	0	2	0		7	14	0	3	0		7	16									
1983-84	0	1	1		4	14	1	0	0		5	3	1	1	1		9	17									
1984-85	0	1	0		2	4	1	1	0		8	7	1	2	0		10	11									
1985-86	1	1	0		9	11	0	1	0		0	4	1	2	0		9	15									
1986-87	1	0	0		2	1	0	2	0		5	10	1	2	0		7	11									
1987-88	0	2	0		4	11	0	1	0		0	6	0	3	0		4	17									
1988-89	1	0	0		7	3	0	2	0		5	13	1	2	0		12	16									
1989-90	1	0	1		9	8	0	1	0		1	5	1	1	1		10	13									
1990-91	1	0	0		4	2	0	2	0		7	12	1	2	0		11	14									
1991-92	0	0	1		2	2	0	1	0		1	6	0	1	1		3	8									
1992-93	0	1	0		2	3	0	1	0		1	2	0	2	0		3	5									
1993-94	1	0	0		3	1	0	1	0		2	4	1	1	0		5	5									
1994-95	DID NOT PLAY																										
1995-96	0	1	0		5	6	0	1	0		1	4	0	2	0		6	10									
1996-97	0	0	1		4	4	1	0	0		5	4	1	0	1		9	8									
1997-98	0	1	0		2	5	0	1	0		2	4	0	2	0		4	9									
1998-99	1	0	0		4	2	0	0	1		2	2	1	0	1		6	4									
1999-00	-	-	-	-	-	-	0	1	0	0	0	1	0	1	0	0	0	1									
2000-01	0	0	1	0	3	3	0	1	0	0	2	5	0	1	1	0	5	8									
2001-02	-	-	-	-	-	-	0	0	1	0	3	3	0	0	1	0	3	3									
2002-03	0	1	0	0	2	4	-	-	-	-	-	-	0	1	0	0	2	4									
2003-04	0	1	0	0	3	4	-	-	-	-	-	-	0	1	0	0	3	4									
2005-06	-	-	-	-	-	-	0	1	0	2	5	0	1	0	2	5											
2006-07	DID NOT PLAY																										
2007-08	0	1		0	2	4	-	-	-	-	-	-	0	1		0	2	4									
2008-09							0	1		0	1	4	0	1		0	1	4									
2009-10	0	1		0	2	4							0	1		0	2	4									
2010-11	-	-	-	-	-	-	0	0		1	2	3	0	0		1	2	3									
2011-12	0	0		1	2	3	-	-		-	-	-	0	0		1	2	3									
2012-13	DID NOT PLAY																										
2013-14	1	0		0	5	2	0	1		0	1	3	1	1		0	6	5									
2014-15	0	1		0	0	2	1	0		0	3	2	1	1		0	3	4									
2015-16	1	0		0	6	2	1	0		0	3	2	2	0		0	9	4									
TOTALS	11	16	7	1	111	129	5	27	2	1	78	161	16	43	9	2	189	290									

VS NASHVILLE							HOME							ROAD							OVERALL						
YEAR	W	L	T	OL	GF	GA	W	L	T	OL	GF	GA	W	L	T	OL	GF	GA	W	L	T	OL	GF	GA			
1998-99	1	1	0		7	7	1	1	0		5	3	2	2	0		12	10									
1999-00	1	0	0	1	6	6	1	0	1	0	10	7	2	0	1	1	16	13									
2000-01	1	1	0	0	7	6	0	1	0	1	4	8	1	2	0	1	11	14									
2001-02	2	0	0	0	7	4	2	0	0	0	4	2	4	0	0	0	11	6									
2002-03	2	0	0	0	3	1	1	0	0	1	5	5	3	0	0	1	8	6									
2003-04	0	2	0	0	3	11	0	1	1	0	6	7	0	3	1	0	9	18									
2005-06	1	0		1	9	8	0	2		0	1	7	1	2		1	10	15									
2006-07	2	0		0	6	4	0	2		0	2	8	2	2		0	8	12									
2007-08	1	1		0	7	9	1	0		1	8	6	2	1		1	15	15									
2008-09	1	1		0	2	3	0	2		0	2	6	1	3		0	4	9									
2009-10	2	0		0	9	4	1	0		1	4	4	3	0		1	13	8									
2010-11	1	1		0	6	8	1	1		0	3	5	2	2		0	9	13									
2011-12	0	1		1	4	7	2	0		0	8	4	2	1		1	12	11									
2012-13	1	0		0	4	0	1	1		0	7	7	2	1		0	11	7									
2013-14	1	0		0	4	4	0	2		0	2	6	1	2		0	6	10									
2014-15	0	1		1	2	7	0	0		1	3	3	0	1		2	5	10									
2015-16	1	0		0	4	0	0	1		1	4	8	1	1		1	8	8									
TOTALS	18	9	0	4	90	89	11	14	2	6	78	96	29	23	2	10	168	185									



## VS NEW JERSEY

YEAR	HOME						ROAD						OVERALL					
	W	L	T	OL	GF	GA	W	L	T	OL	GF	GA	W	L	T	OL	GF	GA
1979-80	2	0	0		7	4	0	1	1		3	6	2	1	1		10	10
1980-81	2	0	0		9	7	0	1	1		3	4	2	1	1		12	11
1981-82	1	1	0		10	6	1	0	0		5	3	2	1	0		15	9
1982-83	1	1	0		5	4	1	0	0		5	3	2	1	0		10	7
1983-84	1	0	0		4	1	1	1	0		11	11	2	1	0		15	12
1984-85	1	0	1		9	3	1	0	0		6	3	2	0	1		15	6
1985-86	1	0	0		5	3	0	2	0		7	10	1	2	0		12	13
1986-87	2	0	0		12	4	1	0	0		5	4	3	0	0		17	8
1987-88	1	0	0		4	1	1	0	1		4	2	2	0	1		8	3
1988-89	1	0	1		8	7	0	0	1		3	3	1	0	2		11	10
1989-90	0	1	0		1	3	2	0	0		8	5	2	1	0		9	8
1990-91	1	0	1		8	7	0	0	1		3	3	1	0	2		11	10
1991-92	1	0	0		6	4	1	0	0		1	0	2	0	0		7	4
1992-93	1	0	0		4	3	0	0	1		2	2	1	0	1		6	5
1993-94	0	1	0		0	4	0	1	0		4	7	0	2	0		4	11
1994-95	DID NOT PLAY																	
1995-96	1	0	0		5	3	0	1	0		1	4	1	1	0		6	7
1996-97	1	0	0		4	3	1	0	0		4	3	2	0	0		8	6
1997-98	0	1	0		0	3	0	1	0		2	3	0	2	0		2	6
1998-99	1	0	0		3	2	0	1	0		1	4	1	1	0		4	6
1999-00	1	0	0	0	4	2	0	1	0	0	3	4	1	1	0	0	7	6
2000-01	0	1	0	0	2	3	0	1	0	0	1	5	0	2	0	0	3	8
2001-02	1	0	0	0	4	1	0	1	0	0	2	5	1	1	0	0	6	6
2002-03	0	1	0	0	0	3	-	-	-	-	-	-	0	1	0	0	0	3
2003-04	-	-	-	-	-	-	1	0	0	0	3	1	1	0	0	0	3	1
2005-06	DID NOT PLAY																	
2006-07	1	0		0	3	1	-	-	-	-	-	-	1	0		0	3	1
2007-08	-	-		-	-	-	1	0		0	4	1	1	0		0	4	1
2008-09				0	1		0	2		5	0	1	0	2		5		
2009-10	1	0		0	4	3				1	0		0	4		3		
2010-11	-	-	-	-	-	-	0	1		0	0	3	0	1		0	0	3
2011-12	1	0		0	5	3	-	-		-	-	-	1	0		0	5	3
2012-13	DID NOT PLAY																	
2013-14	1	0		0	3	2	1	0		0	2	2	2	0		0	5	4
2014-15	0	1		0	1	4	0	1		0	0	3	0	2		0	1	7
2015-16	0	1		0	0	2	0	0		1	2	3	0	1		1	2	5
TOTALS	25	9	3	0	130	96	13	15	6	1	97	112	38	24	9	1	227	208

## VS NY ISLANDERS

YEAR	HOME						ROAD						OVERALL					
	W	L	T	OL	GF	GA	W	L	T	OL	GF	GA	W	L	T	OL	GF	GA
1979-80	0	1	1		4	8	0	1	1		2	5	0	2	2		6	13
1980-81	0	2	0		7	11	0	1	1		6	10	0	3	1		13	21
1981-82	1	1	0		8	7	0	1	0		2	5	1	2	0		10	12
1982-83	1	0	0		4	2	0	1	1		3	6	1	1	1		7	8
1983-84	1	1	0		7	7	1	0	0		4	2	2	1	0		11	9
1984-85	0	1	0		2	5	1	1	0		7	9	1	2	0		9	14
1985-86	0	2	0		4	10	0	0	1		4	4	0	2	1		8	14
1986-87	1	0	0		3	1	0	1	1		6	9	1	1	1		9	10
1987-88	1	1	0		5	8	0	1	0		3	7	1	2	0		8	15
1988-89	0	1	0		3	4	1	1	0		14	9	1	2	0		17	13
1989-90	0	2	0		7	12	1	0	0		4	3	1	2	0		11	15
1990-91	1	0	0		8	1	0	2	0		2	7	1	2	0		10	8
1991-92	1	0	0		3	1	0	1	1		5	6	1	1	1		8	7
1992-93	0	0	1		3	3	1	0	0		4	3	1	0	1		7	6
1993-94	0	1	0		2	7	1	0	0		5	2	1	1	0		7	9
1994-95	DID NOT PLAY																	
1995-96	0	1	0		2	4	1	0	0		7	5	1	1	0		9	9
1996-97	0	0	1		3	3	0	1	0		2	8	0	1	1		5	11
1997-98	1	0	0		2	1	0	1	0		0	4	1	1	0		2	5
1998-99	1	0	0		4	2	0	0	1		4	4	1	0	1		8	6
1999-00	1	0	0	0	5	0	0	0	1	0	2	2	1	0	1	0	7	2
2000-01	0	0	1	0	2	2	1	0	0	0	2	1	1	0	1	0	4	3
2001-02	1	0	0	0	6	1	-	-	-	-	-	-	1	0	0	0	6	1
2002-03	-	-	-	-	-	-	1	0	0	0	3	2	1	0	0	0	3	2
2003-04	0	1	0	0	2	5	-	-	-	-	-	-	0	1	0	0	2	5
2005-06	DID NOT PLAY																	
2006-07	1	0		0	6	3	-	-	-	-	-	-	1	0		0	6	3
2007-08	-	-	-	-	-	-	0	1		0	2	3	0	1		0	2	3
2008-09	1	0		0	5	4	0	1		0	2	3	1	1		0	7	7
2009-10	0	0		1	4	5								0	0	1	4	5
2010-11	-	-	-	-	-	-	1	0		0	4	3	1	0		0	4	3
2011-12	1	0		0	5	1	-	-		-	-	-	1	0		0	5	1
2012-13	DID NOT PLAY																	
2013-14	1	0		0	6	3	0	1		0	1	6	1	1		0	7	9
2014-15	0	1		0	0	1	0	1		0	1	5	0	2		0	1	6
2015-16	1	0		0	1	0	0	1		0	2	5	1	1		0	3	5
TOTALS	16	16	4	1	123	122	10	18	8	0	103	138	26	34	12	1	226	260



## VS NY RANGERS

YEAR	HOME						ROAD						OVERALL					
	W	L	T	OL	GF	GA	W	L	T	OL	GF	GA	W	L	T	OL	GF	GA
1979-80	1	1	0		4	5	1	1	0		7	8	2	2	0		11	13
1980-81	1	1	0		8	5	0	2	0		8	16	1	3	0		16	21
1981-82	1	0	1		12	7	0	1	0		2	5	1	1	1		14	12
1982-83	1	0	0		4	1	0	1	1		9	14	1	1	1		13	15
1983-84	0	2	0		6	9	1	0	0		7	5	1	2	0		13	14
1984-85	1	0	0		6	5	2	0	0		17	9	3	0	0		23	14
1985-86	1	1	0		7	8	0	1	0		4	7	1	2	0		11	15
1986-87	0	1	0		3	6	2	0	0		7	5	2	1	0		10	11
1987-88	0	1	1		9	10	0	1	0		4	6	0	2	1		13	16
1988-89	0	1	0		3	4	1	1	0		9	7	1	2	0		12	11
1989-90	1	1	0		6	8	0	0	1		3	3	1	1	1		9	11
1990-91	0	1	0		4	6	1	1	0		7	8	1	2	0		11	14
1991-92	1	1	0		5	7	0	1	0		2	4	1	2	0		7	11
1992-93	0	1	0		4	5	0	1	0		2	5	0	2	0		6	10
1993-94	1	0	0		3	1	0	1	0		1	2	1	1	0		4	3
1994-95	DID NOT PLAY																	
1995-96	1	0	0		6	3	0	1	0		4	6	1	1	0		10	9
1996-97	0	1	0		1	3	0	1	0		2	5	0	2	0		3	8
1997-98	0	0	1		1	1	0	1	0		1	3	0	1	1		2	4
1998-99	1	0	0		3	1	0	1	0		0	3	1	1	0		3	4
1999-00	0	0	1	0	2	2	0	1	0	0	2	4	0	1	1	0	4	6
2000-01	1	0	0	0	3	1	1	0	0	0	2	0	2	0	0	0	5	1
2001-02	1	0	0	0	5	0	-	-	-	-	-	-	1	0	0	0	5	0
2002-03	-	-	-	-	-	-	0	0	0	1	2	3	0	0	0	1	2	3
2003-04	0	0	0	1	2	3	-	-	-	-	-	-	0	0	0	1	2	3
2005-06	DID NOT PLAY																	
2006-07	0	1		0	3	7	-	-	-	-	-	-	0	1		0	3	7
2007-08	-	-	-	-	-	-	1	0		0	5	1	1	0		0	5	1
2008-09							0	1		0	1	4	0	1		0	1	4
2009-10	1	0		0	3	2	0	1		0	2	5	1	1		0	5	7
2010-11	-	-	-	-	-	-	0	0		1	3	4	0	0		1	3	4
2011-12	0	1		0	2	3	0	0		1	1	1	0	1		1	3	4
2012-13	DID NOT PLAY																	
2013-14	1	0		0	4	1	0	0		1	3	4	1	0		1	7	5
2014-15	0	1		0	1	5	0	1		0	3	4	0	2		0	4	9
2015-16	0	1		0	1	4	0	1		0	1	4	0	2		0	2	8
TOTALS	15	17	4	1	121	123	10	21	2	4	121	155	25	38	6	5	242	278

## VS OTTAWA

YEAR	HOME						ROAD						OVERALL					
	W	L	T	OL	GF	GA	W	L	T	OL	GF	GA	W	L	T	OL	GF	GA
1992-93	1	0	0		6	3	1	0	1		12	6	2	0	1		18	9
1993-94	0	1	0		6	7	2	0	0		9	3	2	1	0		15	10
1994-95	DID NOT PLAY																	
1995-96	1	0	0		6	2	1	0	0		3	1	2	0	0		9	3
1996-97	0	1	0		1	4	1	0	0		4	2	1	1	0		5	6
1997-98	0	0	1		4	4	0	1	0		1	4	0	1	1		5	8
1998-99	0	1	0		1	4	1	0	0		2	0	1	1	0		3	4
1999-00	1	0	0	0	4	3	0	1	0	0	2	5	1	1	0	0	6	8
2000-01	0	1	0	0	2	5	-	-	-	-	-	-	0	1	0	0	2	5
2001-02	1	0	0	0	3	2	0	1	0	0	0	6	1	1	0	0	3	8
2002-03	-	-	-	-	-	-	0	1	0	0	1	2	0	1	0	0	1	2
2003-04	0	1	0	0	1	4	-	-	-	-	-	-	0	1	0	0	1	4
2005-06	-	-	-	-	-	-	0	1		0	2	7	0	1		0	2	7
2006-07	DID NOT PLAY																	
2007-08	0	1		0	2	4	-	-	-	-	-	-	0	1		0	2	4
2008-09							0	1		0	3	6	0	1		0	3	6
2009-10	1	0		0	3	2					1	0	0	3		2		
2010-11	-	-	-	-	-	-	0	1		0	2	5	0	1		0	2	5
2011-12	1	0		0	3	2	-	-		-	-	-	1	0		0	3	2
2012-13	DID NOT PLAY																	
2013-14	0	0		1	3	4	1	0		0	4	3	1	0		1	7	7
2014-15	0	1		0	1	5	0	1		0	2	7	0	2		0	3	12
2015-16	1	0		0	4	3	1	0		0	4	1	2	0		0	8	4
TOTALS	7	7	1	1	50	58	8	8	1	0	51	58	15	15	2	1	101	116



## VS PHILADELPHIA

YEAR	HOME						ROAD						OVERALL					
	W	L	T	OL	GF	GA	W	L	T	OL	GF	GA	W	L	T	OL	GF	GA
1979-80	0	2	0		7	10	0	2	0		5	10	0	4	0		12	20
1980-81	1	1	0		7	9	0	2	0		2	13	1	3	0		9	22
1981-82	1	0	0		6	2	1	1	0		8	8	2	1	0		14	10
1982-83	0	2	0		5	9	0	1	0		2	5	0	3	0		7	14
1983-84	1	0	0		3	2	0	2	0		9	11	1	2	0		12	13
1984-85	2	0	0		11	6	1	0	0		7	4	3	0	0		18	10
1985-86	1	0	0		2	1	0	2	0		5	14	1	2	0		7	15
1986-87	1	1	0		6	7	0	1	0		1	3	1	2	0		7	10
1987-88	0	1	0		3	4	0	2	0		3	10	0	3	0		6	14
1988-89	0	1	1		7	11	0	1	0		1	5	0	2	1		8	16
1989-90	1	0	0		5	3	1	1	0		7	8	2	1	0		12	11
1990-91	0	2	0		4	8	0	1	0		3	4	0	3	0		7	12
1991-92	1	0	0		2	0	2	0	0		3	1	3	0	0		5	1
1992-93	0	1	0		2	4	0	1	0		4	5	0	2	0		6	9
1993-94	0	0	1		2	2	1	0	0		9	6	1	0	1		11	8
1994-95	DID NOT PLAY																	
1995-96	1	0	0		4	1	0	1	0		0	3	1	1	0		4	4
1996-97	0	1	0		1	3	0	1	0		1	4	0	2	0		2	7
1997-98	0	1	0		2	6	1	0	0		2	1	1	1	0		4	7
1998-99	0	1	0		1	4	0	1	0		2	4	0	2	0		3	8
1999-00	0	1	0	0	1	4	0	1	0	0	3	5	0	2	0	0	4	9
2000-01	1	0	0	0	6	3	1	0	0	0	2	1	2	0	0	0	8	4
2001-02	1	0	0	0	4	2	-	-	-	-	-	-	1	0	0	0	4	2
2002-03	1	0	0	0	4	0	0	1	0	0	2	6	1	1	0	0	6	6
2003-04	0	1	0	0	4	5	0	1	0	0	2	3	0	2	0	0	6	8
2005-06	DID NOT PLAY																	
2006-07	1	0		0	4	0	-	-	-	-	-	-	1	0		0	4	0
2007-08	-	-	-	-	-	-	1	0		0	3	2	1	0		0	3	2
2008-09							0	0		1	3	4	0	0		1	3	4
2009-10	1	0		0	3	1							1	0		0	3	1
2010-11	-	-	-	-	-	-	1	0		0	3	2	1	0		0	3	2
2011-12	0	1		0	2	4	0	1		0	1	2	0	2		0	3	6
2012-13	DID NOT PLAY																	
2013-14	0	1		0	3	5	1	0		0	2	1	1	1		0	5	6
2014-15	1	0		0	4	2	0	0		1	3	3	1	0		1	7	5
2015-16	1	0		0	2	1	0	1		0	2	4	1	1		0	4	5
TOTALS	17	18	2	0	117	119	11	25	0	2	100	152	28	43	2	2	217	271

## VS PITTSBURGH

YEAR	HOME						ROAD						OVERALL					
	W	L	T	OL	GF	GA	W	L	T	OL	GF	GA	W	L	T	OL	GF	GA
1979-80	0	2	0		4	7	0	2	0		4	7	0	4	0		8	14
1980-81	0	2	0		7	9	0	2	0		7	9	0	4	0		14	18
1981-82	1	0	0		6	1	0	2	0		3	6	1	2	0		9	7
1982-83	2	0	0		10	7	0	1	0		4	6	2	1	0		14	13
1983-84	0	1	0		3	6	2	0	0		9	7	2	1	0		12	13
1984-85	1	1	0		10	10	1	0	0		6	4	2	1	0		16	14
1985-86	1	0	0		5	3	0	2	0		3	13	1	2	0		8	16
1986-87	1	1	0		6	6	1	0	0		4	3	2	1	0		10	9
1987-88	0	1	0		4	5	2	0	0		8	4	2	1	0		12	9
1988-89	1	1	0		8	8	0	1	0		4	5	1	2	0		12	13
1989-90	0	0	1		3	3	0	2	0		4	10	0	2	1		7	13
1990-91	1	1	0		10	8	0	1	0		2	9	1	2	0		12	17
1991-92	0	1	0		1	3	1	1	0		6	3	1	2	0		7	6
1992-93	1	0	0		3	2	0	1	0		2	5	1	1	0		5	7
1993-94	0	1	0		3	5	0	1	0		3	5	0	2	0		6	10
1994-95	DID NOT PLAY																	
1995-96	0	1	0		0	1	0	1	0		4	9	0	2	0		4	10
1996-97	0	0	1	5	5	0	1	0	1	4	0	1	1	6	9			
1997-98	0	0	1	2	2	1	0	0	2	1	1	0	1	4	3			
1998-99	1	0	0		5	3	0	1	0		1	4	1	1	0		6	7
1999-00	1	0	0	0	3	1	0	1	0	0	2	4	1	1	0	0	5	5
2000-01	1	0	0	0	5	4	-	-	-	-	-	-	1	0	0	0	5	4
2001-02	1	0	0	0	5	2	1	0	0	0	3	1	2	0	0	0	8	3
2002-03	1	0	0	0	5	2	1	0	0	0	4	1	2	0	0	0	9	3
2003-04	0	0	0	1	3	4	-	-	-	-	-	-	0	0	0	1	3	4
2005-06	DID NOT PLAY																	
2006-07	0	1		0	2	7	-	-	-	-	-	-	0	1		0	2	7
2007-08	-	-	-	-	-	-	0	1		0	1	3	0	1		0	1	3
2008-09	1	0		0	4	1							1	0		0	4	1
2009-10							1	0		0	3	0	1	0		0	3	0
2010-11	0	0		1	3	4	0	1		0	1	6	0	1		1	4	10
2011-12	-	-		-	-	-	0	1		0	1	2	0	1		0	1	2
2012-13	DID NOT PLAY																	
2013-14	1	0		0	3	1	1	0		0	3	2	2	0		0	6	3
2014-15	0	1		0	1	3	0	1		0	2	3	0	2		0	3	6
2015-16	1	0		0	2	1	0	1		0	0	6	1	1		0	2	7
TOTALS	17	15	3	2	131	124	12	25	0	0	97	142	29	40	3	2	228	266





## VS SAN JOSE

YEAR	HOME						ROAD						OVERALL					
	W	L	T	OL	GF	GA	W	L	T	OL	GF	GA	W	L	T	OL	GF	GA
1991-92	3	1	0		18	9	2	0	1		13	10	5	1	1		31	19
1992-93	3	1	0		14	10	1	2	0		15	14	4	3	0		29	24
1993-94	0	1	1		6	11	0	1	1		7	12	0	2	2		13	23
1994-95	1	0	1		7	5	0	2	0		5	10	1	2	1		12	15
1995-96	0	1	1		4	10	1	1	0		9	6	1	2	1		13	16
1996-97	2	0	0		11	2	1	1	0		8	6	3	1	0		19	8
1997-98	2	0	0		8	4	2	0	0		7	2	4	0	0		15	6
1998-99	1	2	0		3	5	2	1	0		8	7	3	3	0		11	12
1999-00	2	1	0	0	8	8	1	2	0	0	5	11	3	3	0	0	13	19
2000-01	1	1	0	1	6	6	0	2	0	0	1	5	1	3	0	1	7	11
2001-02	1	1	0	0	10	9	1	2	0	0	9	12	2	3	0	0	19	21
2002-03	2	0	0	1	11	8	1	0	1	0	6	5	3	0	1	1	17	13
2003-04	0	3	0	0	2	12	1	1	1	0	6	10	1	4	1	0	8	22
2005-06	2	1		1	14	11	4	0		0	18	12	6	1		1	32	23
2006-07	1	3		0	11	11	1	3		0	7	15	2	6		0	18	26
2007-08	2	2		0	10	14	1	3		0	5	14	3	5		0	15	28
2008-09	2	1		0	10	8	1	2		0	6	6	3	3		0	16	14
2009-10	1	1		1	5	7	1	0		2	5	6	2	1		3	10	13
2010-11	1	2		0	7	11	0	3		0	5	12	1	5		0	12	23
2011-12	3	0		0	10	3	1	1		1	9	9	4	1		1	19	12
2012-13	1	1		0	2	5	1	1		1	5	7	2	2		1	7	12
2013-14	0	1		1	5	6	1	1		0	3	6	1	2		1	8	12
2014-15	1	2		0	9	10	1	1		0	4	6	2	3		0	13	16
2015-16	1	1		0	4	4	0	3		0	1	8	1	4		0	5	12
TOTALS	33	27	3	5	195	189	25	33	4	4	167	211	58	60	7	9	362	400

## VS ST. LOUIS

YEAR	HOME						ROAD						OVERALL					
	W	L	T	OL	GF	GA	W	L	T	OL	GF	GA	W	L	T	OL	GF	GA
1979-80	0	0	2		8	8	1	1	0		4	8	1	1	2		12	16
1980-81	0	0	2		6	6	0	2	0		4	10	0	2	2		10	16
1981-82	3	0	1		19	14	0	1	1		14	14	4	1	2		33	28
1982-83	0	1	0		2	4	2	0	0		9	5	2	1	0		11	9
1983-84	2	0	0		8	4	0	1	0		3	9	2	1	0		11	13
1984-85	0	1	0		2	6	0	0	2		8	8	0	1	2		10	14
1985-86	1	1	0		6	5	0	1	0		6	8	1	2	0		12	13
1986-87	1	0	0		2	0	0	0	2		4	4	1	0	2		6	4
1987-88	2	0	0		8	4	0	1	0		2	6	2	1	0		10	10
1988-89	1	0	0		6	2	0	1	1		7	9	1	1	1		13	11
1989-90	1	1	0		8	10	0	0	1		3	3	1	1	1		11	13
1990-91	1	0	0		4	3	0	1	1		5	7	1	1	1		9	10
1991-92	0	1	1		6	7	0	1	0		1	2	0	2	1		7	9
1992-93	1	1	0		6	6	1	1	0		3	4	2	2	0		9	10
1993-94	2	1	0		6	4	1	2	0		10	12	3	3	0		16	16
1994-95	1	2	0		12	11	1	1	0		8	9	2	3	0		20	20
1995-96	1	2	0		8	11	0	2	1		4	8	1	4	1		12	19
1996-97	1	2	0		5	8	2	1	0		10	6	3	3	0		15	14
1997-98	1	1	0		7	7	2	1	0		8	10	3	2	0		15	17
1998-99	1	1	0		8	8	0	1	1		4	5	1	2	1		12	13
1999-00	0	2	0	0	3	11	1	1	0	0	2	5	1	3	0	0	5	16
2000-01	2	0	0	0	7	2	0	2	0	0	2	7	2	2	0	0	9	9
2001-02	2	0	0	0	8	3	0	2	0	0	4	9	2	2	0	0	12	12
2002-03	0	1	1	0	4	7	1	1	0	0	8	9	1	2	1	0	12	16
2003-04	2	0	0	0	7	5	0	1	1	0	3	5	2	1	1	0	10	10
2005-06	1	1		0	9	9	2	0		0	8	3	3	1		0	17	12
2006-07	1	1		0	7	9	2	0		0	7	3	3	1		0	14	12
2007-08	2	0		0	5	2	2	0		0	4	2	4	0		0	9	4
2008-09	0	2		0	2	8	0	2		0	4	6	0	4		0	6	14
2009-10	1	1		0	5	7	1	0		1	4	3	2	1		1	9	10
2010-11	2	0		0	7	4	1	1		0	7	7	3	1		0	14	11
2011-12	0	2		0	2	7	1	1		0	5	5	1	3		0	7	12
2012-13	0	1		0	3	6	0	1		1	1	4	0	2		1	4	10
2013-14	0	1		0	2	4	1	1		0	4	4	1	2		0	6	8
2014-15	0	2		0	1	12	0	1		0	1	2	0	3		0	2	14
2015-16	0	1		0	4	6	0	2		0	3	9	0	3		0	7	15
TOTALS	33	30	7	0	213	230	23	35	11	2	184	230	56	65	18	2	397	460



## VS TAMPA BAY

YEAR	HOME						ROAD						OVERALL					
	W	L	T	OL	GF	GA	W	L	T	OL	GF	GA	W	L	T	OL	GF	GA
1992-93	1	1	0		6	6	2	0	0		10	7	3	1		0	16	13
1993-94	0	1	0		2	3	1	0	0		4	3	1	1		0	6	6
1994-95	DID NOT PLAY																	
1995-96	1	0	0		5	2	0	1	0		3	6	1	1		0	8	8
1996-97	0	1	0		0	2	1	0	0		5	0	1	1		0	5	2
1997-98	1	0	0		5	2	0	1	0		1	2	1	1		0	6	4
1998-99	1	0	0		4	1	0	1	0		2	4	1	1		0	6	5
1999-00	1	0	0	0	3	1	0	0	0	0	0	0	1	0	0	0	3	1
2000-01	1	0	0	0	3	2	1	0	0	0	5	2	2	0	0	0	8	4
2001-02	0	1	0	0	0	3	-	-	-	-	-	-	0	1	0	0	0	3
2002-03	0	1	0	0	0	4	0	1	0	0	2	4	0	2	0	0	2	8
2003-04	-	-	-	-	-	-	0	1	0	0	1	5	0	1	0	0	1	5
2005-06	0	1		0	1	3	-	-	-	-	-	-	0	1		0	1	3
2006-07	-	-	-	-	-	-	0	1		0	3	5	0	1		0	3	5
2007-08	DID NOT PLAY																	
2008-09	1	0		0	3	2					1	0	0	3		2		
2009-10	0	1		0	1	4	1	0		0	2	1	1	1		0	3	5
2010-11	0	1		0	0	3	0	1		0	3	8	0	2		0	3	11
2011-12	0	1		0	3	4	-	-		-	-	-	0	1		0	3	4
2012-13	DID NOT PLAY																	
2013-14	1	0		0	6	3	1	0		0	3	3	2	0		0	9	6
2014-15	0	1		0	2	4	0	1		0	3	7	0	2		0	5	11
2015-16	0	1		0	0	2	0	1		0	1	2	0	2		0	1	4
TOTALS	8	11	0	0	44	51	7	9	0	0	48	59	15	20	0	0	92	110

## VS TORONTO

YEAR	HOME						ROAD						OVERALL					
	W	L	T	OL	GF	GA	W	L	T	OL	GF	GA	W	L	T	OL	GF	GA
1979-80	0	2	0		7	17	0	2	0		2	15	0	4		0	9	32
1980-81	0	2	0		8	12	2	0	0		10	2	2	2		0	18	14
1981-82	1	2	0		12	14	3	0	1		23	13	4	2		1	35	27
1982-83	2	0	0		13	6	1	0	0		6	3	3	0		0	19	9
1983-84	1	0	0		8	2	2	0	0		16	11	3	0		0	24	13
1984-85	2	0	0		11	6	1	0	0		5	3	3	0		0	16	9
1985-86	0	0	1		3	3	1	1	0		5	9	1	1		1	8	12
1986-87	1	1	0		9	11	0	1	0		1	6	1	2		0	10	17
1987-88	1	0	0		4	3	1	1	0		13	8	2	1		0	17	11
1988-89	2	0	0		12	7	1	0	0		10	2	3	0		0	22	9
1989-90	0	0	1		5	5	2	0	0		10	5	2	0		1	15	10
1990-91	1	0	1		12	6	0	1	0		2	5	1	1		1	14	11
1991-92	1	0	0		4	2	1	1	0		4	4	2	1		0	8	6
1992-93	1	1	0		9	8	0	1	0		2	4	1	2		0	11	12
1993-94	0	2	1		5	11	1	2	0		6	14	1	4		1	11	25
1994-95	1	0	1		8	4	0	3	0		7	12	1	3		1	15	16
1995-96	2	1	0		10	10	1	1	1		8	7	3	2		1	18	17
1996-97	2	0	1		9	5	2	1	0		10	8	4	1		1	19	13
1997-98	2	1	0		8	5	2	0	0		8	2	4	1		0	16	7
1998-99	-	-	-		-	-	0	1	0		2	5	0	1		0	2	5
1999-00	-	-	-	-	-	-	0	1	0	0	3	5	0	1	0	0	3	5
2000-01	-	-	-	-	-	-	0	1	0	0	2	3	0	1	0	0	2	3
2001-02	-	-	-	-	-	-	0	1	0	0	3	6	0	1	0	0	3	6
2002-03	-	-	-	-	-	-	0	1	0	0	3	5	0	1	0	0	3	5
2003-04	0	1	0	0	4	5	-	-	-	-	-	-	0	1	0	0	4	5
2005-06	-	-	-	-	-	-	1	0		0	4	3	1	0		0	4	3
2006-07	DID NOT PLAY																	
2007-08	1	0		0	5	1	-	-	-	-	-	-	1	0		0	5	1
2008-09	1	0		0	6	3							1	0		0	6	3
2009-10							1	0		0	6	3	1	0		0	6	3
2010-11	1		0	0	5	1	-	-	-	-	-	-	1	0		0	5	1
2011-12	-	-		-	-	-	1	0		0	2	2	1	0		0	2	2
2012-13	DID NOT PLAY																	
2013-14	0	1		0	2	4	0	0		1	1	1	0	1		1	3	5
2014-15	1	0		0	3	2	1	0		0	3	1	2	0		0	6	3
2015-16	1	0		0	3	2	1	0		0	4	3	2	0		0	7	5
TOTALS	25	14	6	0	185	155	26	20	2	1	181	170	51	34	8	1	366	325



VS VANCOUVER							HOME							ROAD							OVERALL						
YEAR	W	L	T	OL	GF	GA	W	L	T	OL	GF	GA	W	L	T	OL	GF	GA									
1979-80	1	0	1		8	6	0	2	0		3	6	1	2	1		11	12									
1980-81	0	1	1		6	14	0	1	1		5	10	0	2	2		11	24									
1981-82	1	0	0		5	2	0	2	0		1	10	1	2	0		6	12									
1982-83	3	1	0		16	14	0	3	1		14	21	3	4	1		30	35									
1983-84	1	2	1		16	18	1	3	0		13	15	2	5	1		29	33									
1984-85	2	1	1		21	19	3	1	0		20	15	5	2	1		41	34									
1985-86	2	1	1		16	13	1	2	1		14	16	3	3	2		30	29									
1986-87	3	1	0		13	11	2	2	0		18	17	5	3	0		31	28									
1987-88	3	1	0		19	13	2	2	0		11	15	5	3	0		30	28									
1988-89	3	1	0		17	15	1	2	1		11	14	4	3	1		28	29									
1989-90	2	1	1		16	10	1	1	2		12	13	3	2	3		28	23									
1990-91	2	1	1		15	16	2	2	0		10	10	4	3	1		25	26									
1991-92	1	2	0		9	8	0	2	2		8	12	1	4	2		17	20									
1992-93	0	3	0		8	16	1	3	0		9	20	1	6	0		17	36									
1993-94	0	2	0		7	13	0	2	0		2	11	0	4	0		9	24									
1994-95	1	0	1		10	7	1	1	0		5	6	2	1	1		15	13									
1995-96	0	2	0		5	9	1	1	0		8	6	1	3	0		13	15									
1996-97	2	0	0		11	4	0	2	0		6	12	2	2	0		17	16									
1997-98	1	1	0		5	7	1	1	0		8	5	2	2	0		13	12									
1998-99	1	1	0		4	5	0	1	1	3	4	1	2	1	7	9											
1999-00	1	1	0	0	7	3	1	1	0	0	5	3	2	2	0	0	12	6									
2000-01	1	0	1	0	4	3	1	1	0	0	5	8	2	1	1	0	9	11									
2001-02	2	0	0	0	11	3	0	2	0	0	5	8	2	2	0	0	16	11									
2002-03	0	1	1	0	5	8	0	2	0	0	1	6	0	3	1	0	6	14									
2003-04	0	2	0	0	2	8	0	1	1	0	4	9	0	3	1	0	6	17									
2005-06	1	1		0	6	8	0	2		0	4	6	1	3		0	10	14									
2006-07	1	1		0	5	5	0	2		0	5	9	1	3		0	10	14									
2007-08	1	0		1	3	2	1	1		0	5	6	2	1		1	8	8									
2008-09	1	1		0	8	5	1	1		0	4	2	2	2		0	12	7									
2009-10	2	0		0	7	5	0	2		0	1	8	2	2		0	8	13									
2010-11	0	1		1	3	10	2	0		0	6	3	2	1		1	9	13									
2011-12	1	1		0	1	6	1	0		1	6	5	2	1		1	7	11									
2012-13	0	1		0	1	2	1	1		0	4	4	1	2		0	5	6									
2013-14	3	0		0	4	2	0	0		2	6	8	3	0		2	10	10									
2014-15	1	1		0	3	5	1	2		0	6	12	2	3		0	9	17									
2015-16	0	2		0	4	6	1	0		1	5	5	1	2		1	9	11									
TOTALS	44	35	10	2	301	301	27	54	10	4	253	340	71	89	20	6	554	641									

VS WASHINGTON							HOME							ROAD							OVERALL						
YEAR	W	L	T	OL	GF	GA	W	L	T	OL	GF	GA	W	L	T	OL	GF	GA									
1979-80	0	1	1		4	7	0	2	0		7	11	0	3	1		11	18									
1980-81	0	1	1		7	9	0	2	0		4	8	0	3	1		11	17									
1981-82	1	1	0		6	6	0	1	0		3	7	1	2	0		9	13									
1982-83	0	0	1		3	3	0	1	1		4	9	0	1	2		7	12									
1983-84	1	1	0		7	10	0	1	0		3	8	1	2	0		10	18									
1984-85	1	0	0		5	3	1	1	0		9	11	2	1	0		14	14									
1985-86	1	0	1		14	11	0	1	0		3	5	1	1	1		17	16									
1986-87	0	0	1		3	3	1	1	0		7	8	1	1	1		10	11									
1987-88	1	1	0		3	8	1	0			3	2	2	1	0		6	10									
1988-89	1	0	0		3	2	0	2	0		6	12	1	2	0		9	14									
1989-90	2	0	0		12	5	1	0	0		4	3	3	0	0		16	8									
1990-91	0	1	0		1	2	1	1	0		5	5	1	2	0		6	7									
1991-92	2	0	0		10	8	0	0	1		3	3	2	0	1		13	11									
1992-93	1	0	0		6	2	0	1	0		6	8	1	1	0		12	10									
1993-94	1	0	0		6	4	0	1	0		3	4	1	1	0		9	8									
1994-95	DID NOT PLAY																										
1995-96	0	1	0		1	6	0	0	1		1	1	0	1	1		2	7									
1996-97	1	0	0		4	3	0	1	0		0	3	1	1	0		4	6									
1997-98	0	0	1		3	3	0	1	0		1	2	0	1	1		4	5									
1998-99	1	0	0		4	2	1	0	0		2	1	2	0	0		6	3									
1999-00	0	0	1	0	2	2	0	0	0	1	2	3	0	0	1	1	4	5									
2000-01	-	-	-	-	-	-	0	0	1	0	2	2	0	0	1	0	2	2									
2001-02	1	0	0	0	5	2	0	0	1	0	2	2	1	0	1	0	7	4									
2002-03	0	1	0	0	3	4	1	0	0	0	2	1	1	1	0	0	5	5									
2003-04	-	-	-	-	-	-	1	0	0	0	3	0	1	0	0	0	3	0									
2005-06	0	1		0	1	6	-	-	-	-	-	-	0	1		0	1	6									
2006-07	-	-	-	-	-	-	1	0		0	3	2	1	0		0	3	2									
2007-08	DID NOT PLAY																										
2008-09	1	0		0	2	1							1	0		0	2	1									
2009-10							0	1		0	2	4	0	1		0	2	4									
2010-11	1	0		0	3	2	-	-	-	-	-	-	1	0	0	3	2										
2011-12	-	-		-	-	-	0	1		0	3	4	0	1		0	3	4									
2012-13	DID NOT PLAY																										
2013-14	1	0		0	3	3	0	1		0	2	3	1	1		0	5	6									
2014-15	0	0		1	1	2	1	0		0	6	5	1	0		1	7	7									
2015-16	1	0		0	3	0	0	1		0	2	3	1	1		0	5	3									
TOTALS	19	9	7	1	125	119	10	21	5	1	103	140	29	30	12	2	228	259									



## VS WINNIPEG

YEAR	HOME						ROAD						OVERALL					
	W	L	T	OL	GF	GA	W	L	T	OL	GF	GA	W	L	T	OL	GF	GA
1999-00	1	0	0	0	4	2	1	0	0	0	3	2	2	0	0	0	7	4
2000-01	1	0	0	0	5	1	-	-	-	-	-	-	1	0	0	0	5	1
2001-02	1	0	0	0	2	1	1	0	0	0	4	2	2	0	0	0	6	3
2002-03	1	0	0	0	4	2	1	0	0	0	5	1	2	0	0	0	9	3
2003-04	0	0	1	0	1	1	0	1	0	0	0	1	0	1	1	0	1	2
2005-06	1	0		0	5	2	-	-	-	-	-	-	1	0		0	5	2
2006-07	-	-		-	-	-	1	0		0	5	4	1	0		0	5	4
2007-08	DID NOT PLAY																	
2008-09	1	0		0	4	3	-	-	-	-	-	-	1	0		0	4	3
2009-10	-	-	-	-	-	-	1	0	0	3	2	1	0	0	3	2		
2010-11	1	0		0	4	3							1	0		0	4	3
2011-12	1	0		0	4	1	0	1		0	0	1	1	1		0	4	2
2012-13	DID NOT PLAY																	
2013-14	0	0		1	1	1	0	1		1	3	7	0	1		2	4	8
2014-15	1	1		0	6	7	0	0		1	3	3	1	1		1	9	10
2015-16	1	0		0	4	2	0	2		0	4	8	1	2		0	8	10
<b>TOTALS</b>	<b>10</b>	<b>1</b>	<b>1</b>	<b>1</b>	<b>44</b>	<b>26</b>	<b>5</b>	<b>5</b>	<b>0</b>	<b>2</b>	<b>30</b>	<b>31</b>	<b>15</b>	<b>6</b>	<b>1</b>	<b>3</b>	<b>74</b>	<b>57</b>



## MOST

### MOST

#### POINTS:

107 – (50-25-7) – 2009-10

#### POINTS, HOME:

60 – 2001-02 (27-8-3-3); 2009-10 (29-10-2)

#### POINTS, ROAD:

48 – (22-14-4) – 1984-85

#### WINS:

50 – 2009-10

#### WINS, HOME:

29 – 2009-10

#### WINS, ROAD:

23 – 1996-97

#### LOSSES:

57 – 1980-81

#### LOSSES, HOME:

25 – 1980-81 & 2014-15

#### LOSSES, ROAD:

32 – 1980-81

#### TIES:

18 – 2003-04

#### TIES, HOME:

9 – 1981-82

#### TIES, ROAD:

11 – 2003-04

#### GOALS:

358 – 1984-85

#### GOALS AGAINST:

400 – 1980-81

#### GOALS PER-GAME AVERAGE:

4.47 AVG – 1984-85

#### GOALS AGAINST-PER-GAME AVERAGE:

5.00 AVG – 1980-81

#### POWER-PLAY GOALS:

110 – 1987-88

#### POWER-PLAY GOALS AGAINST:

98 – 2005-06

#### SHORTHANDED GOALS:

15 – 1988-89

#### SHORTHANDED GOALS AGAINST:

18 – 1983-84

#### ASSISTS:

605 – 1984-85

#### SCORING POINTS:

963 – 1984-85

#### 50 + GOAL SCORERS:

1 – 1984-85 (Dale Hawerchuk-53); 1992-93 (Teemu Selanne-76); 1995-96 (Keith Tkachuk-50); and 1996-97 (Keith Tkachuk-52)

#### 40 + GOAL SCORERS:

2 – 1981-82 (Dale Hawerchuk-45 and Morris Lukowich-43); 1984-85 (Dale Hawerchuk-53 and Paul MacLean-41); and 1987-88 (Dale Hawerchuk-44 and Paul MacLean-40)

#### 30 + GOAL SCORERS:

6 – 1984-85 (Dale Hawerchuk-53; Paul MacLean-41; Laurie Boschman-32; Brian Mullen-32; Doug Smail-31 and Thomas Steen-30) **NHL Record**

#### 20 + GOAL SCORERS:

7 – 1983-84 (Paul MacLean-40; Dale Hawerchuk-37; Laurie Boschman-28; Brian Mullen-21; Scott Arniel-21; Thomas Steen-20 and Doug Smail-20)

#### 100 + POINT SCORERS:

2 – 1984-85 (Dale Hawerchuk-130 and Paul MacLean-101)

#### PENALTY MINUTES:

2278 – 1987-88

#### SHUTOUTS FOR:

9 – 1998-99 (Nikolai Khabibulin-8 and Jimmy Waite-1); 2010-11 (Ilya Bryzgalov-7 and Jason LaBarbera-2)

## FEWEST

### POINTS:

32 – (9-57-14) – 1980-81

#### POINTS, HOME:

22 – (7-25-8) – 1980-81

#### POINTS, ROAD:

10 – (2-32-6) – 1980-81

#### WINS:

9 – 1980-81

#### WINS, HOME:

7 – 1980-81

#### WINS, ROAD:

2 – 1980-81

#### LOSSES:

\*25 – 2009-10 (18 in shortened 2012-13 season)

#### LOSSES, HOME:

8 – 2001-02 and \*2012-13 (8 in shortened 2012-13 season)

#### LOSSES, ROAD:

\*13 – 2010-11 (10 in shortened 2012-13 season)

#### TIES:

6 – 1995-96

#### TIES, HOME:

2 – 1982-83 and 1999-00

#### TIES, ROAD:

0 – 1996-97

#### GOALS:

165 -- 2014-15

#### GOALS AGAINST:

\*194 – 2011-12 (125 in shortened 2012-13 season)

#### GOALS-PER-GAME AVERAGE:

2.01 AVG – 2014-15

#### GOALS AGAINST-PER-GAME AVERAGE:

2.40 AVG – 1998-99; 2011-12

#### POWER-PLAY GOALS:

34 – 2011-12 (25 in shortened 2012-13 season)

#### POWER-PLAY GOALS AGAINST:

36 – 2011-12 (34 in shortened 2012-13 season)

#### SHORTHANDED GOALS:

3 – 1992-93; 2009-10, 2013-14 (2 in shortened 2012-13 season)

#### SHORTHANDED GOALS AGAINST:

4 – 2008-09 (2 in shortened 2012-13 season)

#### ASSISTS:

289 – 2014-15

#### SCORING POINTS:

454 – 2014-15

#### PENALTY MINUTES:

757 – 2011-12 (504 in shortened 2012-13 season)



**LONGEST****WINNING:**

9 Games – (Mar. 8 - Mar. 27, 1985); Mar. 4 – Mar. 21, 2010)

**WINNING, HOME:**

10 Games – Nov. 21 – Dec. 29, 2009)

**WINNING, ROAD:**

8 Games – (Feb. 25 - Apr. 6, 1985)

**WINNING, START OF SEASON:**

3 Games (Oct. 10 - Oct. 17, 1987); (Oct. 10 – Oct. 15, 2003); Oct. 9 – Oct. 14, 2015)

**WINNING, START OF SEASON, HOME:**

5 Games – (Oct. 5 - Oct. 28, 2000)

**WINNING, START OF SEASON, ROAD:**

3 Games – (Oct. 9 - Oct. 14, 1982)

**UNBEATEN:**

14 Games – 12-0-2 (Oct. 25 - Nov. 28, 1998)

**UNBEATEN, HOME:**

11 Games – 6-0-5 (Dec. 23, 1983 - Feb. 5, 1984); 10-0-1 (Oct. 15 - Dec. 20, 1998)

**UNBEATEN, ROAD:**

9 Games – 8-0-1 (Feb. 25 - Apr. 7, 1985); 5-0-4-0 (Dec. 7, 2003 – Jan. 9, 2004)

**UNDEFEATED, START OF SEASON:**

3 Games – 3-0-0 (Oct. 10 - Oct. 17, 1987); 2-0-1 (Oct. 2 - Oct. 8, 1999); 3-0-0 (Oct. 10 – Oct. 15, 2003); 3-0-0 (Oct. 9 – Oct. 14, 2015)

**UNBEATEN, START OF SEASON, HOME:**

11 games – 9-0-2 (Oct. 5 – Nov. 21, 2013)

**UNBEATEN, START OF SEASON, ROAD:**

4 Games - 2-0-2 (Oct. 10 - Oct. 23, 1991)

**UNBEATEN, INCLUDING PLAYOFFS:**

15 Games – 12-0-3 (Mar. 8 - Apr. 11, 1985 – 10-0-3 regular season, 2-0 playoffs)

**LOSING:**

10 Games – (Nov. 30 - Dec. 20, 1980); (Feb. 6 - Feb. 25, 1994); (Feb. 2 – Mar. 3, 2015)

**LOSING, HOME:**

6 Games – (Oct. 6 - Nov. 3, 2007); (Jan. 27 – Feb. 16, 2009); (Mar. 3 – 30, 2015)

**LOSING, ROAD:**

13 Games – (Jan. 26 - Apr. 14, 1994)

**LOSING, START OF SEASON:**

3 Games – (Oct. 10 - Oct. 13, 1981)

**LOSING, START OF SEASON, HOME:**

3 Games – (Oct. 12 - Oct. 26, 2002)

**LOSING, START OF SEASON, ROAD:**

8 Games – (Oct. 8 - Nov. 8, 1992)

**WINLESS:**

30 Games – 0-23-7 (Oct. 19 - Dec. 20, 1980)  
**NHL Record**

**WINLESS, HOME:**

14 Games – 0-9-5 (Oct. 19 - Dec. 14, 1980)

**WINLESS, ROAD:**

18 Games – 0-16-2 (Oct. 10 - Dec. 20, 1980)

**WINLESS, START OF SEASON:**

3 Games – 0-1-2 (Oct. 5 - Oct. 9, 1983); 0-3-0 (Oct. 10 - Oct. 13, 1985); 0-2-1 (Oct. 6 - Oct. 12, 1988)

**WINLESS, START OF SEASON, HOME:**

6 Games – 0-4-2 (Oct. 5 - Nov. 2, 1983)

**WINLESS, START OF SEASON, ROAD:**

18 Games – 0-16-2 (Oct. 10, 1980 - Jan. 7, 1981)

**SHUTOUT SEQUENCE:**

306 minutes, 16 seconds -- (Dec. 31, 2003 – Jan. 11, 2004) – 60:00 vs. LAK, Dec. 31; 60:00 at DAL, Jan. 2; 60:00 at CAR, Jan. 4; 60:00 at WSH, Jan. 7; 60:00 at MIN, Jan. 9; 6:16 vs. ATL, Jan. 11)

**CONSECUTIVE GOALS:**

18 – (Dec. 31, 2003 – Jan. 11, 2004)

**MOST****GOALS:**

12 – at NYR, Feb. 25, 1985

**GOALS, HOME:**

10 – vs. LAK, Mar. 30, 1983; and vs. CGY, Mar. 25, 1987

**GOALS, ROAD:**

12 – at NYR, Feb. 25, 1985

**GOALS AGAINST:**

15 – at MIN, Nov. 11, 1981

**GOALS AGAINST, HOME:**

12 – vs. MTL, Oct. 19, 1983

**GOALS AGAINST, ROAD:**

15 – at MIN, Nov. 11, 1981

**GOALS, BOTH TEAMS:**

18 – at DET, Nov. 25, 1987

**GOALS, CONSECUTIVE:**

9 – at TOR, Mar. 5, 1988

**POWER-PLAY GOALS:**

5 – vs. CGY, Mar. 9, 1988; vs. CAR, Dec. 3, 2005; vs. FLA, Jan. 19, 2006

**POWER-PLAY GOALS AGAINST:**

5 – at MIN, Nov. 11, 1981; vs. CGY, Nov. 1, 1991

**SHORTHANDED GOALS:**

4 – vs. VAN, Apr. 7, 1995

**TEAM RECORDS: GAME****SHORTHANDED GOALS AGAINST:**

3 – at EDM, Dec. 21, 1983; at CHI, Oct. 12, 1988; vs. STL, Jan. 14, 2003

**SCORING POINTS:**

30 – at QUE, Nov. 24, 1990

**SHOTS:**

54 – vs. LAK, Mar. 30, 1983; vs. VAN, Feb. 10, 1985

**SHOTS, BOTH TEAMS:**

93 – vs. MIN (WPG 42, MIN 51), Nov. 11, 1981

**SHOTS AGAINST:**

57 – vs. VAN, Nov. 18, 1980

**PENALTY MINUTES:**

140 – at VAN (15 minors, 6 majors, 3 misconducts, 5 game misconducts), Dec. 31, 1987

**PENALTY MINUTES, BOTH TEAMS:**

286 – at VAN (140 WPG: 15 minors, 6 majors, 3 misconducts, 5 game misconducts; 146 VAN: 18 minors, 4 majors, 6 misconducts, 3 game misconducts), Dec. 31, 1987

**FEWEST****SHOTS:**

11 – vs. DAL, Apr. 16, 1998; at PIT, Dec. 11, 1999

**SHOTS AGAINST:**

12 – vs. NJD, Oct. 22, 1982

**PENALTY MINUTES:**

0 – vs. HFD, Dec. 30, 1981; at ANA, Apr. 6, 2008; at STL, Feb. 24, 2009; at VAN, Nov. 21, 2010; vs. VAN, Mar. 4, 2014; vs. NYR, Feb. 14, 2015

**LARGEST****MARGIN OF VICTORY, HOME:**

9 – vs. CGY (10-1), Mar. 25, 1987; vs. CGY (9-0), Feb. 3, 1988

**MARGIN OF VICTORY, ROAD:**

9 – at TOR (10-1), Mar. 5, 1988

**MARGIN OF DEFEAT, HOME:**

10 – vs. MTL (12-2), Oct. 19, 1983

**MARGIN OF DEFEAT, ROAD:**

13 – at MIN (15-2), Nov. 11, 1988



### MOST GOALS:

6 – vs. VAN (2nd period), Nov. 9, 1984; vs. LAK (3rd period), Oct. 30, 1988; at EDM (1st period), Mar. 30, 1999; at NSH (1st period), Mar. 28, 2013

### GOALS AGAINST:

8 – at MIN (2nd period), Nov. 11, 1981

### SHOTS:

27 – vs. EDM (2nd period), Dec. 16, 2014

### SHOTS AGAINST:

27 – at MIN (2nd period), Nov. 11, 1981

### PENALTY MINUTES:

117 – at VAN (1st period, 6 minors, 5 majors, 3 misconducts, 5 game misconducts), Dec. 31, 1987

### PENALTY MINUTES, BOTH TEAMS:

228 – at VAN (1st period, 117 WPG: 6 minors, 5 majors, 3 misconducts, 5 game misconducts; and 111 VAN: 8 minors, 3 majors, 5 misconducts, 3 game misconducts), Dec. 31, 1987

### FEWEST

#### SHOTS:

0 – vs. NYR (2nd period), Jan. 15, 1982; at CGY (1st period), Mar. 24, 2003; at COL (2nd period), Feb. 16, 2015

#### SHOTS AGAINST:

0 – vs. TBL (2nd period), Dec. 2, 1999

### FASTEST

#### SIX GOALS:

8 minutes, 14 seconds – vs. LAK (3rd period), Oct. 30, 1988 (Dave Ellett, 9:23; Pat Elynuik, 12:37; Randy Gilhen, 13:39; Dale Hawerchuk, 16:14; Doug Smail, 16:58; Ray Neufeld, 17:37)

#### FIVE GOALS:

5 minutes – vs. LAK (3rd period), Oct. 30, 1988 (Pat Elynuik, 12:37; Randy Gilhen, 13:39; Dale Hawerchuk, 16:14; Doug Smail, 16:58; Ray Neufeld, 17:37)

#### FIVE GOALS, BOTH TEAMS:

2 minutes, 38 seconds – vs. SJS (3rd period), Mar. 25, 2008 (Shane Doan, PHX -2:16; Joe Thornton, SJS - 2:51; Marc-Edouard Vlasic, SJ - 3:19; Steven Reinprecht, PHX - 4:05; Joe Thornton, SJS -4:54)

#### FOUR GOALS:

2 minutes, 16 seconds – vs. VAN (2nd period), Nov. 9, 1984 (Dale Hawerchuk, 7:52; Scott Arniel, 8:05; Brian Mullen, 9:11; Scott Arniel, 10:08)

#### FOUR GOALS, BOTH TEAMS:

1 minute, 11 seconds – at MIN (2nd period), Nov. 11, 1981 (Kent-Erik Andersson, MIN--4:05; Neal Broten, MIN--4:56; Bengt Lundholm, WPG--5:02; Mike Eaves--MIN, 5:16)

#### THREE GOALS:

54 seconds, – at EDM (1st period), Dec. 10, 1988 (Doug Smail 10:47; Dave Ellett, 11:13; Brent Ashton, 11:41)

#### THREE GOALS, BOTH TEAMS:

19 seconds – at CHI (2nd period), Dec. 17, 1986 (Brian Mullen, WPG --16:05; Wayne Presley, CHI--16:17; Bill Watson, CHI--16:24)

#### TWO GOALS:

4 seconds – vs. EDM (2nd period), Dec. 15, 1995 (Deron Quint, 7:51 and 7:55)

#### TWO GOALS, BOTH TEAMS:

6 seconds – vs. MIN (2nd period), Dec. 26, 1982 (Dale Hawerchuk, WPG--2:46; Mike Eaves, MIN--2:52); at STL (2nd period), Jan. 31, 1989 (Bernie Federko, STL--17:39; Paul Fenton, WPG--17:35); vs. MIN (3rd period), Dec. 27, 1992 (Dave Gagner, MIN--2:08; Keith Tkachuk, WPG--2:14); vs. SJS (2nd period), Oct. 19, 1997 (Doug Bodger, SJS--7:59; John Slaney, PHX--8:05)

**MOST****SEASONS**20 – **Shane Doan****GAMES**1,466 – **Shane Doan****GAMES, INCLUDING PLAYOFFS**1,521 – **Shane Doan** (1,466 regular season, 55 postseason)**GAMES, CONSECUTIVE**

475 – Dale Hawerchuk (Dec. 19, 1982 - Dec. 10, 1988)

**GOALS**396 – **Shane Doan****GOALS, INCLUDING PLAYOFFS**411 – **Shane Doan** (396 regular season, 15 postseason)**GOALS, CENTER**

379 – Dale Hawerchuk

**GOALS, LEFT WING**

323 – Keith Tkachuk

**GOALS, RIGHT WING**396 – **Shane Doan****GOALS, DEFENSEMAN**

108 – Teppo Numminen

**OVERTIME GOALS**11 – **Shane Doan****ASSISTS**

553 – Thomas Steen

**ASSISTS, INCLUDING PLAYOFFS**

585 – Thomas Steen (553 regular season, 32 postseason)

**ASSISTS, CENTER**

553 – Thomas Steen

**ASSISTS, LEFT WING**

300 – Keith Tkachuk

**ASSISTS, RIGHT WING**549 – **Shane Doan****ASSISTS, DEFENSEMAN**

426 – Teppo Numminen

**POINTS**945 – **Shane Doan****POINTS, INCLUDING PLAYOFFS**

978 – Dale Hawerchuk (929 regular season, 49 postseason)

**POINTS, CENTER**

929 – Dale Hawerchuk

**POINTS, LEFT WING**

623 – Keith Tkachuk

**POINTS, RIGHT WING**945 – **Shane Doan****POINTS, DEFENSEMAN**

534 – Teppo Numminen

**PENALTY MINUTES**

1,508 – Keith Tkachuk

**PENALTY MINUTES, INCLUDING PLAYOFFS**

1,608 – Keith Tkachuk (1,508 regular season, 100 postseason)

**HAT TRICKS**

12 – Dale Hawerchuk

**20 + GOAL SEASONS**13 – **Shane Doan****30 + GOAL SEASONS**

8 – Dale Hawerchuk

**40 + GOAL SEASONS**

7 – Dale Hawerchuk

**50 + GOAL SEASONS**

2 – Keith Tkachuk

**100 + POINT SEASONS**

6 – Dale Hawerchuk

**CONSECUTIVE 20 + GOAL SEASONS**9 – Dale Hawerchuk (1981-82 to 1989-90), Keith Tkachuk (1992-93 to 2000-01) and **Shane Doan** (1999-00 to 2008-09)**CONSECUTIVE 30 + GOAL SEASONS**

8 – Dale Hawerchuk (1981-82 to 1988-89)

**CONSECUTIVE 40 + GOAL SEASONS**

5 – Dale Hawerchuk (1984-85 to 1988-89)

**CONSECUTIVE 50 + GOAL SEASONS**

2 – Keith Tkachuk (1995-96 to 1996-97)

**CONSECUTIVE 100 + POINT SEASONS**

5 – Dale Hawerchuk (1983-84 to 1987-88)

**CONSECUTIVE GAMES PLAYED**

475 – Dale Hawerchuk (Dec. 19, 1982 to Dec. 10, 1988)

**MOST BY A GOALTENDER****GAMES**

311 – Bob Essensa

**WINS**

130 – Ilya Bryzgalov

**SHUTOUTS**

21 – Nikolai Khabibulin, Ilya Bryzgalov

**20 + WIN SEASONS**

4 – Nikolai Khabibulin, Ilya Bryzgalov

**30 + WIN SEASONS**

3 – Nikolai Khabibulin

**CONSECUTIVE 20 + WIN SEASONS**

4 – Nikolai Khabibulin (1995-96 to 1998-99); Ilya Bryzgalov (2007-08 to 2010-11)

**CONSECUTIVE 30 + WIN SEASONS**

3 – Nikolai Khabibulin (1996-97 to 1998-99)

**MOST****GOALS**

76 – Teemu Selanne (1992-93)

**GOALS, INCLUDING PLAYOFFS**

80 – Teemu Selanne, 1992-93 (76 regular season, 4 postseason)

**GOALS BY A DEFENSEMAN**23 – Phil Housley (1990-91 and 1991-92); **Oliver Ekman-Larsson** (2014-15)**GOALS BY A ROOKIE**76 – Teemu Selanne (1992-93) **NHL Record****GOALS BY A ROOKIE DEFENSEMAN**

11 – Dave Ellett (1984-85)

**GOALS BY A CENTER**

53 – Dale Hawerchuk (1984-85)

**GOALS BY A LEFT WING**

52 – Keith Tkachuk (1996-97)

**GOALS BY A RIGHT WING**

76 – Teemu Selanne (1992-93)

**ASSISTS**

79 – Phil Housley (1992-93)

**ASSISTS, INCLUDING PLAYOFFS**

86 – Phil Housley, 1992-93 (79 regular season, 6 postseason)

**ASSISTS BY A DEFENSEMAN**

79 – Phil Housley (1992-93)

**ASSISTS BY A ROOKIE**

58 – Dale Hawerchuk (1981-82)

**ASSISTS BY A ROOKIE DEFENSEMAN**

38 – Dave Babych (1980-81)

**ASSISTS BY A CENTER**

77 – Dale Hawerchuk (1984-85 and 1987-88)

**ASSISTS BY A LEFT WING**

49 – Morris Lukowich (1981-82)

**ASSISTS BY A RIGHT WING**

60 – Paul MacLean (1984-85)

**POINTS**

132 – Teemu Selanne (1992-93)

**POINTS, INCLUDING PLAYOFFS**

138 – Teemu Selanne, 1992-93 (132 regular season, 6 postseason)

**POINTS BY A DEFENSEMAN**

97 – Phil Housley (1992-93)

**POINTS BY A ROOKIE**132 – Teemu Selanne (1992-93) **NHL Record****POINTS BY A ROOKIE DEFENSEMAN**

44 – Dave Babych (1980-81)

**POINTS BY A CENTER**

130 – Dale Hawerchuk (1984-85)

**POINTS BY A LEFT WING**

98 – Keith Tkachuk (1995-96)

**POINTS BY A RIGHT WING**

132 – Teemu Selanne (1992-93)

**PENALTY MINUTES**

347 – Tie Domi (1993-94)

**PENALTY MINUTES BY A ROOKIE**

324 – Daniel Carcillo (2007-08)

**PENALTY MINUTES BY A DEFENSEMAN**

271 – Shawn Cronin (1991-92)

**PENALTY MINUTES BY A CENTER**

243 – Laurie Boschman (1983-84)

**PENALTY MINUTES BY A LEFT WING**

324 – Daniel Carcillo (2007-08)

**PENALTY MINUTES BY A RIGHT WING**

347 – Tie Domi (1993-94)

**HAT TRICKS**

5 – Teemu Selanne, 4 three-goal games and 1 four-goal game (1992-93)

**POWER PLAY GOALS**

24 – Teemu Selanne (1992-93)

**SHORTHANDED GOALS**

7 – Dave McLlwain (1989-90)

**GAME-WINNING GOALS**

12 – Jeremy Roenick (1999-00); Radim Vrbata (2011-12)

**GAME-TYING GOALS**

3 – Barry Long (1980-81); Danny Geoffrion (1980-81); Morris Lukowich (1981-82); Dave Babych (1981-82); Dale Hawerchuk (1983-84); and Shane Doan (2003-04)

**GAME-OPENING GOALS**

12 – Keith Tkachuk (1995-96 and 1998-99)

**SHOTS**

387 – Teemu Selanne (1992-93)

**HIGHEST GOALS-PER-GAME AVERAGE**

(among players with 30-or-more goals)

.90 – Teemu Selanne (1992-93) 76G in 84 GP

**HIGHEST ASSISTS-PER-GAME AVERAGE**

(among players with 35-or-more assists)

.98 – Phil Housley (1992-93) 79A in 80 GP

**HIGHEST POINTS-PER-GAME AVERAGE**

(among players with 50-or-more points)

1.62 – Dale Hawerchuk (1984-85) 130 PTS in 80 GP

**MOST BY A GOALTENDER****GAMES**

72 – Nikolai Khabibulin (1996-97)

**MINUTES**

4,091 – Nikolai Khabibulin (1996-97)

**GOALS AGAINST**

227 – Bob Essensa (1992-93)

**WINS**

42 – Ilya Bryzgalov (2009-10)

**LOSSES**42 – **Mike Smith** (2014-15)**TIES**

13 – Sean Burke (2000-01)

**SHUTOUTS**

8 – Nikolai Khabibulin (1998-99); Ilya Bryzgalov (2009-10); Mike Smith (2011-12)

**ASSISTS**

5 – Ed Staniowski (1981-82); Bob Essensa (1992-93)

**PENALTY MINUTES**

25 – Gary Smith (1979-80)

**LONGEST****WINNING, GOALTENDER:****11** – Mike Smith 11-0-1 (Feb. 4 – 28, 2012)**UNBEATEN, GOALTENDER:****12** – Brian Hayward 10-0-2 (Mar. 8 – Apr. 6, 1985)**SHUTOUT SEQUENCE, GOALTENDER:****332 minutes, 01 second** – Brian Boucher (Dec. 22, 2003 – Jan. 11, 2004) – 25:45 at NSH, Dec. 22; 60:00 vs. LAK, Dec. 31; 60:00 at DAL, Jan. 2; 60:00 at CAR, Jan. 4; 60:00 at WSH, Jan. 7; 60:00 at MIN, Jan. 9; 6:16 vs. ATL, Jan. 11  
**NHL Record (Modern Era)****CONSECUTIVE SHUTOUTS****5 games** – Brian Boucher (Dec. 31, 2003 – Jan. 9, 2004) **NHL Record (Modern Era)****CONSECUTIVE POINT****18 games** – Dale Hawerchuk – 17-16-33 (Feb. 23 – Apr. 7, 1985)**CONSECUTIVE GOAL****9 games** – Teemu Selanne – 14G (Mar. 14 – Apr. 1, 1993)**CONSECUTIVE ASSIST****14 games** – Phil Housley – 21 A (Dec. 26, 1992 – Jan. 19, 1993)**CONSECUTIVE PENALTY****15 games** – Tie Domi (Mar. 14 – Apr. 15, 1993)

## INDIVIDUAL RECORDS: GAME

**MOST****GOALS:****5** – Willy Lindstrom, at PHI (Mar. 2, 1982); Alexei Zhamnov, at LAK (Apr. 1, 1995)**GOALS, DEFENSEMAN:****3** – Ed Jovanovski, vs. NSH (Nov. 3, 2010)**GOALS, ROOKIE:****4** – Teemu Selanne, vs. MIN (Feb. 28, 1993)**GOALS, CENTER:****5** – Alexei Zhamnov, at LAK (Apr. 1, 1995)**GOALS, LEFT WING:****4** – Keith Tkachuk, at DAL (Mar. 26, 1996), at CHI (Mar. 20, 1997)**GOALS, RIGHT WING:****5** – Willy Lindstrom, at PHI (Mar. 2, 1982)**ASSISTS:****5** – Dale Hawerchuk, vs. LAK (Mar. 6, 1984), vs. TOR (Mar. 18, 1989), vs. LAK (Mar. 4, 1990); Phil Housley, vs. HFD (Jan. 18, 1993); Keith Tkachuk at BUF (Feb. 23, 2001)**ASSISTS, DEFENSEMAN:****5** – Phil Housley, vs. HFD (Jan. 18, 1993)**ASSISTS, ROOKIE****4** – Keith Ballard, vs. FLA (Jan. 19, 2006)**ASSISTS, ROOKIE:****4** – Keith Ballard, vs. FLA (Jan. 19, 2006)**ASSISTS, CENTER:****5** – Dale Hawerchuk, vs. LAK (Mar. 6, 1984), vs. TOR (Mar. 18, 1989), vs. LAK (Mar. 4, 1990)**ASSISTS, LEFT WING:****5** – Keith Tkachuk, at BUF (Feb. 23, 2001)**ASSISTS, RIGHT WING:****4** – Paul MacLean, vs. TOR (Dec. 14, 1984) vs. BOS (Feb. 20, 1987); Andrew McBain, vs. NYR (Apr. 1, 1988); Dallas Drake, at LAK (Apr. 1, 1995); Teemu Selanne, vs. MTL (Dec. 12, 1995); **Shane Doan, vs. EDM (Mar. 24, 2001); Shane Doan, vs. SJS (Dec. 30, 2006)****POINTS:****6** – Willy Lindstrom, at PHI (Mar. 2, 1982) 5G-1A; Dale Hawerchuk, vs. TOR (Dec. 14, 1983) 3G-3A; Thomas Steen, vs. HFD (Oct. 24, 1984) 2G-4A; Dale Hawerchuk, vs. TOR (Mar. 5, 1988) 2G-4A; Dale Hawerchuk, vs. TOR (Mar. 18, 1989) 1G-5A; Ed Olczyk, vs. CGY (Dec. 21, 1991) 2G-4A**POINTS, DEFENSEMAN:****5** – Randy Carlyle, vs. CGY (Mar. 9, 1988) 1G-4A; Fredrik Olausson, vs. EDM (Oct. 14, 1992) 1G-4A; Phil Housley, vs. HFD (Jan. 18, 1993) 0G-5A**POINTS, ROOKIE:****5** – Dale Hawerchuk, at TOR (Mar. 13, 1982) 3G-2A; Pat Elynuik, vs. PIT (Jan. 20, 1989) 2G-3A; Teemu Selanne, vs. CGY (Oct. 28, 1992) 2G-3A**POINTS, CENTER:****6** – Dale Hawerchuk, vs. TOR (Dec. 14, 1983) 3G-3A, vs. TOR (Mar. 5, 1988) 2G-4A, vs. TOR (Mar. 18, 1989) 1G-5A; Thomas Steen, vs. HFD (Oct. 24, 1984) 2G-4A; Ed Olczyk, vs. CGY (Dec. 21, 1991) 2G-4A**POINTS, LEFT WING:****5** – Keith Tkachuk, at DAL (Mar. 26, 1996) 4G-1A, vs. ANA (Apr. 3, 1998) 3G-2A, at BUF (Feb. 23, 2001) 0G-5A; Ladislav Nagy, vs. CAR (Dec. 3, 2005), 3G-2A; Ray Whitney vs. STL (Nov. 13, 2010), 3G-2A**POINTS, RIGHT WING:****6** – Willy Lindstrom, at PHI (Mar. 2, 1982) 5G-1A**PENALTY MINUTES:****49** – Tie Domi, at VAN (Feb. 9, 1995) 2 minors, 1 major, 2 misconducts, 2 game misconducts**POWER-PLAY GOALS:****3** – Paul MacLean, vs. LAK (Nov. 13, 1986); Ray Neufeld, vs. VAN (Nov. 1, 1987); Paul MacLean, vs. CGY (Mar. 9, 1988); Ladislav Nagy, vs. CAR (Dec. 3, 2005)**SHORTHANDED GOALS****2** – Keith Tkachuk, vs. VAN (Apr. 7, 1995); Tobias Rieder at EDM (Dec. 1, 2014)**SHOTS:****12** – Brian Mullen, vs. LAK (Mar. 30, 1982); Nelson Emerson, vs. FLA (Feb. 24, 1994); Jeremy Roenick, at TOR (Mar. 22, 1997)**SHOTS FACED:****55** – Nikolai Khabibulin, at PHI (Jan. 28, 1997)**GOALS AGAINST:****15** – Doug Soetaert, at MIN (Nov. 11, 1981)**FASTEST GOAL, START OF GAME:****5 seconds** – Doug Smail, vs. STL (Dec. 20, 1981) **NHL Record (Tied)**





## MOST

### ASSISTS:

**5** – Dale Hawerchuk, 2nd period vs. LAK (Mar. 6, 1984) **NHL Record**

### POINTS:

**5** – Dale Hawerchuk, 2nd period vs. LAK (Mar. 6, 1984) OG-5A; Pat Elynuik, 2nd period vs. PIT (Jan. 20, 1989) 2G-3A

### PENALTY MINUTES:

**38** – Barry Legge, 1st period vs. HFD (Jan. 10, 1981) 4 minors, 2 majors, 1 misconduct, 1 game misconduct

### SHOTS:

**7** – Brian Mullen, 1st period vs. HFD, (Feb. 25, 1983); Lucien DeBlois, 3rd period vs. VAN (Nov. 23, 1983); Teemu Selanne, 2nd period vs. EDM (Apr.15, 1993); Jeremy Roenick, 3rd period at TOR (Mar. 22, 1997); Keith Tkachuk, 2nd period vs. ANA (Apr. 3, 1998); Travis Green, 3rd period at LAK (Oct. 22, 1999); **Shane Doan, 2nd period vs. PIT (Feb. 25, 2004)**; Daymond Langkow, 1st period vs. EDM (Dec. 15, 2011)

### SHOTS FACED:

**27** – Doug Soetaert, 2nd period at MIN (Nov. 11, 1981)

### GOALS AGAINST:

**8** – Doug Soetaert, 2nd period at MIN (Nov. 11, 1981)

## FASTEST

### GOAL, START OF PERIOD

**5 seconds** – Doug Smail, 1st period vs. STL (Dec. 20, 1981); **Oliver Ekman-Larsson**, 3rd period at TOR (Jan. 29, 2015)

### TWO GOALS:

**4 seconds** – Deron Quint, 7:51 and 7:55 of 2nd period vs. EDM (Dec. 15, 1995) **NHL Individual Record**

### THREE GOALS:

**8 minutes, 2 seconds** – Alexei Zhamnov, 1:25, 3:57 and 9:27 of 3rd period at LAK (Apr. 1, 1995)

### FOUR GOALS:

**27 minutes, 59 seconds** – Willy Lindstrom, 5:47 and 11:15 of 2nd period; 4:57 and 13:46 of 3rd period vs. PHI (Mar. 2, 1982)

### FIVE GOALS:

**35 minutes, 26 seconds** – Alexei Zhamnov, 14:01 of 1st period; 0:58 of 2nd period; 1:25, 3:57, and 9:27 of 3rd period at LAK (Apr. 1, 1995)



# HISTORY





## WINNIPEG JETS (1979-1996)

- 1979, June 22** The Winnipeg Jets, newly purchased by Winnipeg lawyer Barry Shenkarow and businessman Michael Gobuty, are granted admission into the National Hockey League. The Jets franchise had spent the previous eight years in the World Hockey Association (WHA), winning three AVCO Cup championships. The Jets gained admittance to the WHA on Nov. 1, 1971 and finished as the WHA's final champions on May 20, 1979. Bobby Hull stars for the Jets during the club's WHA tenure, scoring 303 goals and 638 points in 411 games.
- 1979, Aug. 9** The Jets participate in their first NHL Entry Draft, using their first selection to draft right winger Jimmy Mann (19th overall). Center Thomas Steen is also drafted on this day (5th choice - 103rd overall).
- 1979, Sept. 17** The Jets open their first preseason training camp in the NHL.
- 1979, Oct. 10** The Winnipeg Jets play their first NHL game, a 4-2 loss at Pittsburgh.
- 1980, Dec. 10** Bill Sutherland becomes head coach of the Jets, replacing Tom McVie (the NHL club's first head coach).
- 1981, Feb. 16** Mike Smith takes over duties behind the Jets' bench.
- 1981, May 14** Tom Watt replaces Mike Smith as head coach.
- 1981, Aug. 13** The Jets sign Dale Hawerchuk, the first player drafted in the 1981 NHL Entry Draft, to his first professional contract at a ceremony at Portage and Main.
- 1982, Apr. 7** The Jets play their first NHL playoff game, losing a 4-3 decision to the St. Louis Blues at the Winnipeg Arena (lost the series 3-1).
- 1982, Apr. 8** The Jets win their first-ever NHL playoff game, defeating St. Louis 5-2 at the Winnipeg Arena.
- 1982, June** Dale Hawerchuk wins the Calder Trophy as the NHL's outstanding rookie for the 1981-82 season.
- 1983, Nov. 22** Barry Long replaces Tom Watt as head coach of the Jets.
- 1985, Apr. 14** For the first time since joining the NHL, the Jets advance to the second round of the playoffs by defeating the Calgary Flames (3-1).
- 1986, Mar. 4** John Ferguson replaces Barry Long as head coach.
- 1986, June 20** Dan Maloney replaces John Ferguson as head coach.
- 1987, Apr. 16** The Jets advance to the second round of playoffs for the second time by defeating Calgary (4-2).
- 1988, June 11** Jets draft right wing Teemu Selanne (1st choice - 10th overall) in the 1988 NHL Entry Draft.
- 1988, Dec. 3** Mike Smith replaces John Ferguson as Jets' general manager.
- 1989, Feb. 7** Rick Bowness replaces Dan Maloney as head coach.
- 1989, Feb. 19** The Jets retire Bobby Hull's No. 9 jersey in a ceremony at the Winnipeg Arena.
- 1989, May 25** Bob Murdoch replaces Rick Bowness as head coach.
- 1990, June 16** Jets draft left wing Keith Tkachuk (1st choice - 19th overall) in the 1990 NHL Entry Draft.
- 1991, June 17** John Paddock replaces Bob Murdoch as head coach.
- 1992, Jan. 10** Randy Carlyle plays in his 1,000th NHL game vs Chicago.
- 1993, Apr.** Teemu Selanne shatters NHL record for goals and points in a rookie season with 76 goals and 132 points (surpassing Mike Bossy's 53 goals and Peter Stastny's 109 points).
- 1993, June** Teemu Selanne wins the Calder Trophy as the NHL's outstanding rookie in 1992-93.
- 1994, Jan. 19** Mike Smith is fired as general manager of the Jets. John Paddock named as interim general manager.
- 1994, June 3** John Paddock is officially named general manager.
- 1995, Apr. 5** Terry Simpson replaces John Paddock as interim head coach.
- 1995, May 3** Local investors known as the MEC (Manitoba Entertainment Complex) announce that they will not exercise their option to purchase the Jets and keep the team in Winnipeg.
- 1995, May 6** The Winnipeg Jets retire the team logo and Thomas Steen's jersey No. 25 in a ceremony at the Winnipeg Arena.
- 1995, May 9** Operation Grassroots begins an effort to persuade government and local buyers to construct a new arena and keep the Jets in Winnipeg.
- 1995, May 16** Over 35,000 people attend a rally at The Forks to raise money for Operation Grassroots in the largest gathering of people at a rally in Winnipeg in 50 years. Approximately \$250,000 is raised at this rally from the citizens of Winnipeg.
- 1995, May 17** Over 2,500 people attend a "Hockey Social" at the Winnipeg Convention Centre and raise in excess of \$250,000 for Operation Grassroots.
- 1995, May 19** Jets' owner and president Barry Shenkarow announces that local buyers have missed the deadline to purchase the team and keep it in Winnipeg. The team will be purchased as per "agreement in principle" with Minneapolis investors and moved to Minneapolis.
- 1995, May 21** Barry Shenkarow and the Jets' ownership group announce that the Jets will remain in Winnipeg with details of the plan to expand the current ownership group to be finalized and announced in the near future.
- 1995, June 16** After weeks of tense negotiations, the Jets' ownership group agrees to sell its shares of the team to the Spirit of Manitoba group (formerly known as MEC) pending conditions which must be met before August 15, 1995.
- 1995, June 20** Terry Simpson is officially named head coach of the Jets.
- 1995, July 26** Winnipeg City Council votes to deny charitable tax status on donations to the endowment fund to cover the purchase of the team and operating costs of a new arena, creating a major hurdle in the Spirit of Manitoba's attempt to raise money for the endowment fund.
- 1995, Aug. 10** Winnipeg City Council votes (10-6) to accept Spirit of Manitoba's business plan, overturning the results of the previous vote on July 26.
- 1995, Aug. 14** The Spirit of Manitoba announces that they were unable to raise the required capital to proceed with the purchase of the Winnipeg Jets. The organization promptly disbands.
- 1995, Aug. 15** Jets' owner and president Barry Shenkarow announces that he is left with no alternative solution but to make arrangements to sell the team to a buyer outside of Winnipeg. Shenkarow further announces that the 1995-96 season will be the final year for the Jets in Winnipeg since the team cannot be moved prior to 1995-96.
- 1995, Oct. 18** The Jets announce the completed sale of the franchise to Richard Burke of Minnesota and Steven Gluckstern of New York, who will find a new home city for the franchise in the United States. The date of transfer of ownership is set as July 1, 1996.
- 1995, Dec. 19** Richard Burke and Steven Gluckstern announce in a press conference that the new home of their NHL franchise will be Phoenix, Arizona.
- 1996, Feb. 7** Teemu Selanne is traded to Anaheim with Marc Chouinard and a 4th round pick in the 1996 NHL Entry Draft for Oleg Tverdovsky, Chad Kilger, and a 3rd round pick in the 1996 NHL Entry Draft.
- 1996, Apr. 8** The newly purchased franchise officially unveils its logo and name in a press conference in Phoenix. After a successful name-the-team contest, management chose the name "Phoenix Coyotes" for the franchise.





- 1996, Apr. 12** Keith Tkachuk scores his 50th goal of the 1995-96 season in the final regular season home game in Jets history, a 5-3 win vs the Los Angeles Kings.
- 1996, Apr. 14** The Jets play their final regular season game - a 5-2 loss at Anaheim.
- 1996, Apr. 28** The team plays their final game as the Winnipeg Jets, losing to Detroit in Game 6 of their playoff series at a sold out Winnipeg Arena.
- 1996, May 21** Bobby Smith named as executive vice president of hockey operations for the team as they prepare to begin their tenure in Phoenix.
- 1996, June 19** Kris King receives the King Clancy award – presented to the player who “best exemplifies leadership qualities on and off the ice and has made a noteworthy humanitarian contribution in his community” – for the 1995-96 season.
- 1996, July 1** The first day of business operations for the Phoenix Coyotes Hockey Club.
- 1996, July 1** Don Hay named as the Coyotes’ first head coach.
- 1996, Aug. 16** The Coyotes trade Alexei Zhamnov, Craig Mills and a 1st round pick in the 1997 NHL Entry Draft to Chicago for center Jeremy Roenick.
- 1996, Aug. 26** The Coyotes unveil their new uniforms at the Hard Rock Cafe in Phoenix. Rock legend Alice Cooper and Phoenix Mayor Skip Rimsza are in attendance.
- 1996, Sept. 15** The Coyotes play their first-ever preseason game, a 4-2 loss at Edmonton.
- 1996, Sept. 28** The Coyotes name Keith Tkachuk Captain
- 1996, Oct. 5** The team plays its first regular season game as the Phoenix Coyotes, but is defeated 1-0 in Hartford by the Whalers in the 1996-97 season opener.
- 1996, Oct. 7** The team wins its first game as the Coyotes, a 5-2 victory over the Bruins at the FleetCenter in Boston. Mike Gartner scores the first goal in Coyotes history and later records a hat trick in the game.
- 1996, Oct. 10** In their home debut, the Coyotes defeat the San Jose Sharks 4-1 in front of a sold out (16,210) America West Arena.
- 1996, Dec. 11** John Paddock is relieved of his duties as general manager of the Coyotes. Bobby Smith assumes the position of general manager.
- 1997, Apr. 6** Keith Tkachuk scores his 50th goal for the second consecutive season to become the first player in franchise history to record more than one 50-goal season.
- 1997, Apr. 11** Keith Tkachuk scores his 52nd goal of the season to finish the 1996-97 campaign as the NHL’s top goal scorer.
- 1997, Apr. 16** The team begins its first playoff series as the Phoenix Coyotes, taking on the Anaheim Mighty Ducks in the best-of-seven Western Conference Quarterfinals.
- 1997, Apr. 20** The Coyotes play the first ever NHL playoff game in Phoenix. After a marketing campaign that popularized the phrase “It’s not hockey...it’s playoff hockey,” thousands of fans come dressed in white as the “White Out” hits the desert for the first time. The team wins their first home playoff game as the Coyotes, defeating Anaheim 4-1.
- 1997, May 6** Don Hay relieved of his duties as head coach of the Coyotes.
- 1997, June 9** Jim Schoenfeld named head coach of the Coyotes in a press conference at America West Arena.
- 1997, June 17** CEO & governor Richard Burke, president Shawn Hunter, and vice president of hockey administration Mike O’Hearn participate in a groundbreaking ceremony for the Coyotes new practice facility, near the intersection of Pima and Bell Roads in North Scottsdale, Arizona.
- 1997, Sept. 12** Coyotes owner Richard Burke announces that his partner and co-owner Steven Gluckstern will sell his share of the Coyotes franchise to Burke and attempt to purchase the New York Islanders franchise, pending the approval of the NHL’s Board of Governors. Burke assumes sole ownership of the Coyotes.
- 1997, Dec. 14** Right wing Mike Gartner scores his 700th career NHL goal, becoming only the 5th player in NHL history to reach this milestone. Only Wayne Gretzky, Gordie Howe, Marcel Dionne, and Phil Esposito shared this accomplishment with Gartner.
- 1998, June 5** The grand opening of the Cellular One Ice Den is held, as the Coyotes new north Scottsdale practice facility becomes available for public use. B.G. Ice, Inc. is created to handle the team’s ventures into the ice facility business.
- 1998, Dec. 17** The Scottsdale City Council votes in favor (4-3) of forming a “Stadium District” for funding a 92-acre redevelopment of the Los Arcos Mall in South Scottsdale. As a part of the redevelopment, the Coyotes plan to include a new 19,000 seat arena and practice facility.
- 1999, Jan. 18** Citizens of Scottsdale submit over 5,000 petition signatures to call for a referendum election on the formation of the Stadium District. The Scottsdale city election is scheduled for May 18, 1999.
- 1999, Jan. 24** For the first time in franchise history, four players represent the team at the NHL All-Star Game. Nikolai Khabibulin, Teppo Numminen, Jeremy Roenick and Keith Tkachuk all play in the game at the Ice Palace in Tampa, Florida. Numminen was named as a starter for the World team. In addition, head coach Jim Schoenfeld served as an assistant coach for the North American team.
- 1999, Jan. 28** Rick Tocchet scores his 400th NHL career goal, becoming the 52nd player in NHL history to reach this milestone.
- 1999, Feb. 3** The Coyotes unveil their new alternate or “third” jersey at Alice Cooper’s town in Phoenix. The team wore the new uniforms 10 times during the remainder of the regular season.
- 1999, May 18** Scottsdale voters overwhelmingly vote (63%) to support the Coyotes efforts to build a new arena as part of a 92-acre shopping mall redevelopment at Los Arcos by forming the “Los Arcos Multipurpose Facilities District.” With the victory, a second vote on the final redevelopment plan and financing is scheduled for Nov. 2, 1999.
- 1999, May 24** Jim Schoenfeld is relieved of his duties as head coach of the Coyotes.
- 1999, June 16** Bob Francis named head coach of the Coyotes in a press conference at the Scottsdale Princess.
- 1999, Sept. 27** The Coyotes host their first ever Cool Coyotes Field Trip when they play the San Jose Sharks in a preseason game. Over 16,000 elementary school students get to watch a free hockey game at America West Arena as part of their educational curriculum. The event is the largest kids event ever undertaken by the Coyotes.
- 1999, Oct. 26** Rick Tocchet plays in his 1,000th NHL game at Edmonton.
- 1999, Nov. 2** In a second arena election, voters in Scottsdale and the partnering cities of Fountain Hills and Guadalupe once again vote in strong favor (59%) of the Los Arcos project. The use of the “Los Arcos Multipurpose Facilities District” is approved as a development and financing mechanism to build a new arena for the Coyotes (and complete mall redevelopment) at the intersection of Scottsdale and McDowell Roads.
- 2000, Apr. 18** Coyotes owner Richard Burke signs a deal that gives Steve Ellman (the developer of the redevelopment project at Los Arcos) until June 30 to buy the team.
- 2000, May 26** Developer Steve Ellman makes \$10 million deposit to Richard



- Burke to begin purchase of team and announces Wayne Gretzky (the NHL's all-time greatest player) will join the new Coyotes ownership group under Los Arcos Sports, LLC.
- 2000, June 2** Wayne Gretzky is introduced to the Arizona public at a national media gala held at the Scottsdale Princess. Steve Ellman announces he will accept the position of chairman of Los Arcos Sports, LLC. It is also announced that Gretzky will be the managing partner in charge of hockey operations and Shawn Hunter will be the president.
- 2000, Nov. 1** Goaltender Sean Burke earns the NHL Player of the Month for October. He posts a 7-1-1 record, 1.54 goals against average and .950 save percentage, helping the Coyotes to their best start in franchise history.
- 2000, Nov. 15** Brad May receives a 20-game suspension by the NHL for a slashing incident at Columbus on Nov. 11. The suspension is one of the longest in NHL history.
- 2000, Dec. 11** The NHL's Board of Governors votes unanimously to approve the purchase of the Coyotes by the ownership group headed by Steve Ellman and Wayne Gretzky pending the closing of the transaction.
- 2000, Dec. 28** The NHL announces the completion date of the sale of the Coyotes is extended to Feb. 15 by mutual agreement of the parties involved.
- 2001, Feb. 15** The sale of the Coyotes is finalized as the new ownership group led by Steve Ellman, Wayne Gretzky, Jerry Moyes and Shawn Hunter purchase the team from former owner Richard Burke.
- 2001, Feb. 17** Bobby Smith is relieved of his duties as general manager. Cliff Fletcher replaces Smith as the team's executive vice-president and general manager.
- 2001, Feb. 21** The Coyotes officially welcome Wayne Gretzky to the organization with the "Welcome Wayne White Out" – the first-ever regular season White Out.
- 2001, Feb. 23** Jeremy Roenick scores his 400th NHL career goal at Buffalo, becoming only the 3rd U.S.-born player in NHL history to score 400 goals.
- 2001, Mar. 5** Nikolai Khabibulin is traded to Tampa Bay with Stan Neckar for Paul Mara, Mike Johnson, Ruslan Zainullin and a 2nd round pick in the 2001 NHL Entry Draft.
- 2001, Mar. 13** Keith Tkachuk is traded to St. Louis for Michal Handzus, Ladislav Nagy, Jeff Taffe and a 1st round pick in the 2002 Entry Draft.
- 2001, Apr. 11** Unable to come to an agreement with the City of Scottsdale for a new arena at Los Arcos, the Coyotes turn to the City of Glendale. The Glendale City Council votes to approve a new arena for the Coyotes at the intersection of the 101 Freeway and Glendale Avenue.
- 2001, Aug. 28** Michael Barnett is named general manager. Cliff Fletcher ascends to the role of senior executive vice president of hockey operations.
- 2001, Sept. 15** The Coyotes name Teppo Numminen Captain
- 2001, Oct. 18** Teppo Numminen plays in his 951st game with the franchise. He becomes the franchise's all-time games played leader, surpassing Thomas Steen's 950.
- 2001, Nov. 27** The Glendale City Council unanimously approves the final development agreement that paves the way for construction of the Coyotes' new state-of-the-art arena as part of a 223-acre, mixed-use project near Loop 101 and Glendale Avenue. The entire project, which will be developed by The Ellman Companies, will consist of up to six million square feet of retail, entertainment, dining, office and residential development.
- 2002, Mar. 3** Teppo Numminen plays in his 1,000th NHL game vs Columbus. He becomes the first player in franchise history to play in 1,000 Coyotes/Jets games.
- 2002, Mar. 20** Jim Lites is named president and chief operating officer taking over the role from Shawn Hunter.
- 2002, Apr. 1** For the second time in two seasons, goaltender Sean Burke earns the NHL's Player of the Month award. He posts a 9-1-0 record, 1.70 goals against average and .940 save percentage in the month of March.
- 2002, Apr. 3** A groundbreaking ceremony for the Coyotes new arena in Glendale is held at the intersection of the Loop 101 & Glendale Avenue. Team owners Steve Ellman, Jerry Moyes and Wayne Gretzky participate in the ceremony along with NHL Commissioner Gary Bettman, Glendale Mayor Elaine Scruggs, the Glendale City Council and Coyotes' players and staff.
- 2002, Apr. 12** Coyotes clinch a berth in the 2002 Stanley Cup playoffs with a completely re-tooled roster. Gone from the previous season are several NHL veterans including former All-Stars Nikolai Khabibulin, Keith Tkachuk and Jeremy Roenick.
- 2002, June 20** Bob Francis wins the Jack Adams Award as the NHL's coach of the year. His father Emile Francis twice won the Coach of the Year award, making them the first father-son coaching tandem in NHL history to win the award.
- 2002, July 10** Head coach Bob Francis agrees to a 4-year contract extension.
- 2002, Nov. 22** Play-by-play commentator Curt Keilback calls his 2,000th NHL game, all with the Coyotes/Jets organization, as the Coyotes play against Florida.
- 2002, Dec. 10** Doug Moss is named president and chief operating officer. He replaces Jim Lites, who vacated the position on Nov. 26.
- 2002, Dec. 26** Head coach Bob Francis becomes the franchise leader for the most games coached at Los Angeles as he surpassed John Paddock's record of 281.
- 2003, Jan. 8** Zac Bierk and Chicago's Michael Leighton become the first goaltenders in NHL history to both earn their first NHL career shutouts in the same game as the teams played to a 0-0 tie. In the game, Bierk makes 40 saves in his first start as a Coyote.
- 2003, Feb. 17** Jerry Moyes and Steve Ellman agree to contribute 100% of their respective ownership interest in both the Coyotes and the new 223-acre arena development project in Glendale to their new company, Coyotes Holdings, LLC. Moyes will own 60% and Ellman 40%. Moyes and Ellman will serve as co-chief executive officers, with Ellman continuing to serve as chairman and governor of the Coyotes.
- 2003, Mar. 6** Paul Ranheim plays in his 1,000th NHL game at St. Louis.
- 2003, Apr. 7** The Coyotes hold a "topping off" ceremony at the new Glendale Arena, marking the completion of vertical construction of the arena.
- 2003, July 22** Teppo Numminen is traded to the Dallas Stars in exchange for Mike Sillinger and a conditional draft choice. Numminen, who had played his entire 15-year NHL career with the Phoenix Coyotes/Winnipeg Jets organization, leaves the Coyotes as the franchise's all-time leader in games played (1,098) as well as defenseman goals (108), assists (426) and points (534).
- 2003, Sept. 3** In a ceremony held at Arizona Mills Mall, the Coyotes unveil their new logo and uniforms. Team owners Steve Ellman, Jerry Moyes and Wayne Gretzky along with several players are on hand for the announcement.
- 2003, Sept. 10** The Coyotes name Shane Doan Captain



- 2003, Dec. 27** After seven and a half seasons in the Valley, the Coyotes finally open their very own arena in Glendale. Before a “standing room only” crowd of 19,052 at Glendale Arena, the Coyotes lose to the Nashville Predators, 3-1.
- 2003, Dec. 31** The Coyotes notch their first-ever victory at Glendale Arena with a 4-0 shutout of the Los Angeles Kings.
- 2004, Jan. 9** Brian Boucher sets an NHL modern-era record with his fifth consecutive shutout, making 21 saves in a 2-0 win at Minnesota. Boucher also eclipsed another NHL modern-era record in the same game when he surpassed Bill Durnan’s shutout sequence of 309:21 (set in 1948-49). Boucher’s shutout sequence would finish at 332:01 when he allowed a goal at 6:16 of the 1st period against Atlanta on Jan. 11.
- 2004, Feb. 9** Sean Burke is traded to Philadelphia along with Branko Radivojevic and the rights to Ben Eager in exchange for Mike Comrie.
- 2004, Feb. 24** Bob Francis is relieved of his duties as head coach of the Coyotes. Rick Bowness takes over as interim head coach for the remainder of the season.
- 2004, Apr. 29** The Coyotes hold their first-ever Town Hall meeting for season ticket holders at Glendale Arena. Team executives Steve Ellman, Wayne Gretzky, Doug Moss, Cliff Fletcher and Mike Barnett answer questions for three and a half hours.
- 2004, Aug. 6** Brett Hull, the NHL’s third all-time leading goal scorer, signs as a free agent.
- 2004, Aug. 10** The Coyotes temporarily un-retire No. 9 – which was retired by the franchise in honor of Hall of Famer Bobby Hull – so that Bobby Hull’s son Brett Hull can wear No. 9 as a Coyote.
- 2004, Nov. 18** The Coyotes stage the first-ever “99 Hours of Hockey” event at Glendale Arena. Over 12,000 fans come out to watch a total of 55 hockey games including youth, high school, adult and university teams during the week-long event.
- 2005, Aug. 8** In the biggest announcement in franchise history, Wayne Gretzky is named head coach of the Coyotes. Gretzky, who becomes a head coach for the first time, continues in his role as managing partner in addition to his coaching duties. On the same day, he names Barry Smith, Rick Bowness and Rick Tocchet as his associate coaches.
- 2005, Oct. 5** Wayne Gretzky makes his regular season coaching debut as the Coyotes lose 3-2 at Vancouver.
- 2005, Oct. 8** Wayne Gretzky earns his first win as an NHL head coach as the Coyotes defeat the Minnesota Wild 2-1 in the club’s home opener.
- 2005, Oct. 8** In a ceremony at Glendale Arena, the team unveils the Coyotes Ring of Honor with Wayne Gretzky (No. 99) and Bobby Hull (No. 9) as the initial members.
- 2005, Oct. 15** Brett Hull announces his retirement after 19 NHL seasons. A future Hockey Hall of Famer, Hull leaves as the NHL’s active goal-scoring leader with an amazing 741 goals, which also ranks third on the NHL’s all-time goal scoring list (trailing only Wayne Gretzky’s 894 and Gordie Howe’s 801).
- 2005, Oct. 27** Curtis Joseph earns his 400th NHL victory in a 3-2 win over Calgary.
- 2005, Nov. 8** Yanick Lehoux scores a goal on his first NHL shift just 65 seconds into his NHL debut. The goal is the fastest goal ever by a Coyotes/Jets player making his NHL debut.
- 2006, Jan. 21** Former Winnipeg Jet Thomas Steen and his retired No. 25 officially join Wayne Gretzky’s No. 99 and Bobby Hull’s No. 9 in the Coyotes Ring of Honor in a ceremony at Glendale Arena. Steen, who played his entire 14-year NHL career with the Jets, is in attendance.
- 2006, Apr. 8** Geoff Sanderson plays in his 1,000th NHL game vs. Dallas.
- 2006, Apr. 13** Jerry Moyes and Steve Ellman announce an agreement for Moyes to assume majority ownership control of the Phoenix Coyotes, Glendale Arena and Arizona Sting (NLL) while Ellman assumes majority ownership control of the Westgate City Center development. Wayne Gretzky retains his ownership interest in both ventures. Jeff Shumway is named chief executive officer for the Coyotes.
- 2006, May 31** Wayne Gretzky signs a 5-year contract extension to remain as head coach of the Coyotes through the 2010-11 season.
- 2006, Oct. 5** Coyotes kick off the “Decade in the Desert” season with 6-3 win over New York Islanders at Glendale Arena. Steven Reinprecht posts career-high five points with a goal and four assists in the victory.
- 2007, Jan. 4** Curtis Joseph makes 29 saves in a 2-0 shutout of the Carolina Hurricanes to garner his 438th career victory and surpass Hall of Famer Jacques Plante for fifth place on the NHL’s all-time wins list.
- 2007, Feb. 15** In his 11th season with the franchise, captain Shane Doan signs a five-year contract extension with the Coyotes. Doan ranks in the top five in franchise history in goals, assists, and games played.
- 2007, Apr. 5** Former Winnipeg Jet Dale Hawerchuk and his retired No. 10 officially join Wayne Gretzky’s No. 99, Bobby Hull’s No. 9 and Thomas Steen’s No. 25 in the Coyotes Ring of Honor in a ceremony at Glendale Arena.
- 2007, Apr. 10** Associate coach Barry Smith resigns to accept head coaching/director of hockey operations position with SKA St. Petersburg.
- 2007, Apr. 11** Senior Executive Vice President of Hockey Operations Cliff Fletcher, General Manager Michael Barnett and Assistant General Manager Laurence Gilman are relieved of duties.
- 2007, May 29** Don Maloney becomes the 7th general manager in franchise history.
- 2007, July 18** Brad Treliving signs multi-year contract to become assistant general manager.
- 2007, Sept. 15** Coyotes unveil their redesigned, RBK Edge uniforms.
- 2007, Nov. 17** Goaltender Ilya Bryzgalov is claimed off waivers from the Anaheim Ducks and posts a 1-0 shutout over the Los Angeles Kings in his Coyotes debut the very same day.
- 2008, Jan. 23** Ilya Bryzgalov signs a three-year contract with the Coyotes.
- 2008, Feb. 18** Wayne Gretzky records his 100th career win as head coach of the Coyotes with a 4-0 win over Los Angeles.
- 2008, Mar. 1** Shane Doan scores his 20th goal of the season, giving him eight consecutive 20-goal seasons.
- 2008, Apr. 3** Kyle Turris, the third overall pick in the 2007 NHL Entry Draft, makes his Coyotes debut.
- 2008, July 10** Doug Sulliman is hired as Assistant Coach.
- 2008, Nov. 28** Coyotes unveil their new black third jerseys in a 2-1 win over the Colorado Avalanche.
- 2009, Mar. 12** Shane Doan plays in his 951st career game, all with the Coyotes, to move into second place on the franchise’s all-time list.
- 2009, Apr. 1** Al Montoya becomes the first goalie in franchise history to record a shutout in his NHL debut, backstopping the Coyotes to a 3-0 win over Colorado.
- 2009, Sept. 21** Dave King hired as assistant coach.
- 2009, Sept. 24** Wayne Gretzky announces his resignation as head coach and director of hockey operations of the Phoenix Coyotes.
- 2009, Sept. 24** Dave Tippett is introduced as the 17th head coach in franchise history.
- 2009, Oct. 3** Coyotes open 2009-10 season with a 6-3 win at Los Angeles in Dave Tippett’s first game as head coach of the team.



- 2009, Oct. 10** In the team's Home Opener, a 2-0 loss to Columbus, the Coyotes hold a "Welcome Back WhiteOut" in the first WhiteOut of any kind at Jobing.com Arena
- 2009, Dec. 17** Shane Doan plays in his 1,000th career NHL regular season game in a 2-1 shootout win at Columbus. Doan becomes the second player in franchise history to reach 1,000 games, joining only Teppo Numminen, as well as the 42nd player in NHL history to reach 1,000 games with one franchise and the 24th player to attain the milestone with the team that drafted him.
- 2009, Dec. 29** The Coyotes defeat the Vancouver Canucks, 3-2 in a shootout, to win their 10th consecutive home game, setting a new franchise record for longest home winning streak. The 10-game home winning streak began with a 3-1 win over Philadelphia on Nov. 21.
- 2010, Jan. 30** Defenseman Teppo Numminen's No. 27 is inducted into the Coyotes Ring of Honor in a pre-game ceremony, joining Wayne Gretzky's No. 99, Bobby Hull's No. 9, Dale Hawerchuk's No. 10 and Thomas Steen's No. 25.
- 2010, Mar. 6** Ilya Bryzgalov shuts out Anaheim, 4-0, to earn his 34th win of the season and set a new franchise record for most wins by a goaltender in a single season. Bryzgalov would finish the 2009-10 campaign with 42 victories.
- 2010, Mar. 18** The Coyotes set a new franchise record by winning their 44th game of the season with a 4-3 shootout win at Florida.
- 2010, Mar. 21** The Coyotes beat the Dallas Stars, 4-3 in a shootout, to win their ninth straight game, tying the franchise record for longest winning streak while also setting a new franchise mark for most points in a season (97).
- 2010, Mar. 27** Phoenix defeats Colorado by a 6-2 score to notch the first-ever 100-point season in franchise history. Earlier in the day, the Coyotes clinched their first playoff berth since 2002.
- 2010, Apr. 8** With a 3-2 shootout victory at Los Angeles, the Coyotes improve to 50-25-6 on the season, marking the first 50-win season in franchise history. Phoenix would finish the 2009-10 regular season at 50-25-7 for 107 points, making them the fourth seed in the Western Conference for the Stanley Cup Playoffs
- 2010, Apr. 14** The Coyotes host the Detroit Red Wings for Game 1 of their Western Conference Quarterfinal series in the first-ever playoff game at Jobing.com Arena in Glendale and come away with a 3-2 victory.
- 2010, Apr. 27** The most successful season in Coyotes/Jets franchise history comes to an end as the Red Wings defeat the Coyotes 6-1 in Game 7 of their playoff series.
- 2010, June 3** GM Don Maloney receives the inaugural NHL General Manager of the Year Award
- 2010, June 23** At the 2010 NHL Awards in Las Vegas, Dave Tippett wins the Jack Adams Award, Shane Doan receives the King Clancy Memorial Trophy and Ilya Bryzgalov finishes as the runner-up for the Vezina Trophy while being named to the 2009-10 NHL Second All-Star Team
- 2010, June 30** Chief Financial Officer Mike Nealy is promoted to Chief Operating Officer, replacing President and Chief Operating Officer Douglas Moss, who had served in that role since 2002
- 2010, Oct. 9** The Coyotes open the 2010-11 regular season in Prague, Czech Republic against the Boston Bruins as part of Compuware NHL Premiere
- 2010, Oct. 16** Phoenix hosts the Detroit Red Wings in the home opener in a rematch of the 2010 Western Conference Quarter-final
- 2010, Nov. 3** Ed Jovanovski records the first hat trick by a defenseman in the history of the franchise against the Nashville Predators
- 2010, Dec. 26** Ed Jovanovski plays in his 1,000th career NHL regular season game in a 1-0 shutout win at Dallas. Jovanovski becomes only the third player in franchise history to reach 1,000 games joining Shane Doan and Teppo Numminen
- 2011, Jan. 13** The Coyotes win their 1,000 game in Winnipeg/Phoenix franchise history defeating the Toronto Maple Leafs 5-1.
- 2011, Jan. 25** Defenseman Keith Yandle is selected to the 2011 All-Star game in Raleigh, N.C.
- 2011, Jan. 31** Keith Yandle is named the NHL's Second Star for the month of January. Yandle tallied 17 points, recording three goals and 14 assists in 14 games as the Coyotes went 8-4-2 in January. He registered points in 11 of 14 games, closing the month with a nine-game point streak – the league's longest active streak at the All-Star break.
- 2011, Feb. 23** Shane Doan becomes the new franchise leader in all-time games played (1,119), passing former captain and teammate Teppo Numminen.
- 2011, Mar. 20** Defenseman Adrian Aucoin plays in his 1,000th career NHL regular season game in a 2-1 loss vs. Chicago. Aucoin becomes only the fourth player in franchise history to reach 1,000 games joining Ed Jovanovski, Shane Doan and Teppo Numminen.
- 2011, Mar. 22** The Coyotes won their 40th game of the season defeating the Blues 2-1 at Jobing.com Arena; it marked the first time in franchise history the team recorded two consecutive seasons with 40+ wins (franchise record 52 in 09/10).
- 2011, Apr. 8** Ilya Bryzgalov becomes the franchise's all-time winningest goaltender recording his 130th victory as a member of the Coyotes, defeating the Sharks 4-3.
- 2011, Apr. 18** The Coyotes host the Detroit Red Wings in Game 3 of the 2011 Western Conference Quarter-Final.
- 2011, Oct. 15** Phoenix hosts the re-born Winnipeg Jets in its 2011-12 home opener, defeating the Jets 4-1
- 2011, Oct. 25** Shane Doan scores his 300th career NHL goal versus the Dallas Stars
- 2011, Dec. 1** Phoenix visits Winnipeg to face the Jets - first regular season meeting since leaving in 1996
- 2011, Dec. 23** Keith Tkachuk is inducted into the Coyotes' Ring of Honor
- 2012, Jan. 7** Shane Doan records his first career NHL hat trick versus the N.Y. Islanders (5-1)
- 2012, Jan. 18** Keith Yandle is selected to his second consecutive NHL All-Star Game (Ottawa, Ont.)
- 2012, Feb. 11** Jeremy Roenick is inducted into the Coyotes' Ring of Honor
- 2012, Feb. 28** The Coyotes finish the month of February as the NHL's hottest team (11-0-1)
- 2012, Mar. 1** Mike Smith is named the NHL's First Star of the Month (February)
- 2012, Mar. 25** Derek Morris appears in his 1,000th career NHL game versus the St. Louis Blues
- 2012, Mar. 31** Ray Whitney collects his 1,000th NHL point (assist) versus the Anaheim Ducks
- 2012, Apr. 3** Mike Smith stops an NHL-record 54 shots in a shutout victory against the Columbus Blue Jackets
- 2012, Apr. 7** The Coyotes defeat the Minnesota Wild capturing their first division title in franchise history
- 2012, Apr. 8** Mike Smith named the NHL's First Star of the Week for Apr. 2-8
- 2012, Apr. 12** Phoenix hosts the Chicago Blackhawks in Game 1 of the Western Conference Quarter-final





- 2012, Apr. 23** The Coyotes defeat the Blackhawks 4 games to 2, securing their first postseason series victory since the franchise moved to Phoenix in 1996
- 2012, Apr. 27** Phoenix hosts the Nashville Predators in Game One of the Western Conference Semi-final
- 2012, May 7** The Coyotes defeat the Predators 4 games to 1, advancing to their first Conference Final in franchise history
- 2012, May 13** The Coyotes host the Los Angeles Kings in Game One of the Western Conference Final
- 2012, May 22** The Coyotes lose to the Kings in five games (4-1) in the Western Conference Final
- 2012, June 21** Shane Doan receives the 2011-12 Mark Messier Leadership Award
- 2012, June 21** Ray Whitney named to the NHL's Second All-Star Team
- 2012, July 10** Sean Burke signed to a multi-year contract extension; named Assistant to the General Manager
- 2012, Sept. 14** Shane Doan re-signed to a four-year contract
- 2013, Jan. 20** The Coyotes raise their 2011-12 Pacific Division Championship banner prior to the 2012-13 home opener against the Chicago Blackhawks
- 2013, Jan. 20** Shane Doan played in his 1,200th career NHL game versus the Chicago Blackhawks
- 2013, Mar. 4** Shane Doan records his 800th career point versus the Anaheim Ducks
- 2013, Mar. 15** Oliver Ekman-Larsson signs six-year contract extension
- 2013, Mar. 28** Steve Sullivan appeared in his 1,000th career NHL game versus the Nashville Predators
- 2013, May 24** General Manager Don Maloney agreed to a long-term contract extension
- 2013, June 13** Assistant General Manager Brad Treliving agreed to a multi-year contract extension
- 2013, June 21** Head Coach Dave Tippett agreed to a long-term contract extension
- 2013, June 30** Mike Smith agreed to a six-year contract
- 2013, July 10** Newell Brown hired as assistant coach
- 2013, Aug. 6** IceArizona completed its purchase and assumes control of the franchise from the NHL. George Gosbee is named Coyotes Executive Chairman and Governor. Anthony LeBlanc is named Alternate Governor.
- 2013, Nov. 2** Dave Tippett becomes the all-time winningest coach in franchise history with his 166th career win with the Coyotes, a 3-2 shootout victory against the San Jose Sharks
- 2013, Dec. 10** Antoine Vermette appeared in his 700th career NHL game against the Colorado Avalanche
- 2014, Jan. 28** Shane Doan records his 500th career NHL assist versus the Los Angeles Kings
- 2014, Mar. 13** Shane Doan appeared in his 1,300th career NHL game against the Boston Bruins

## ARIZONA COYOTES (2014-Present)

- 2014, June 27** The franchise is officially renamed the Arizona Coyotes at the 2014 NHL Entry Draft at the Wells Fargo Center in Philadelphia, Pa.
- 2014, July 3** Darcy Regier signed to a multi-year contract to serve as Senior Vice President & Assistant General Manager
- 2014, Sept. 10** Jobing.com Arena renamed Gila River Arena
- 2014, Nov. 29** Dave Tippett coaches in his 400th game with the Coyotes
- 2014, Dec. 20** Dave Tippett coaches in his 900th game as an NHL head coach
- 2014, Dec. 31** Andrew Barroway's agreement to purchase 51% of the franchise is approved by the NHL Board of Governors

- 2015, Jan. 25** Defenseman Oliver Ekman-Larsson is selected to the 2015 All-Star game in Columbus, Ohio 2015, February 28 Antoine Vermette is traded to Chicago in exchange for Klas Dahlbeck and a 1st round draft choice in the 2015 Entry Draft
- 2015, March 1** Keith Yandle is traded to the NY Rangers along with Chris Summers and a 4th round draft choice in the 2016 Entry Draft in exchange for Anthony Duclair, John Moore, a 1st round draft choice in the 2016 Entry Draft and a 2nd round draft choice in the 2015 Entry Draft
- 2015, March 2** Zbynek Michalek is traded to St. Louis in exchange for Maxim Letunov and a conditional 3rd round draft choice in the 2015 Entry Draft
- 2015, March 5** The Coyotes wear the franchise's black Kachina original jerseys that the team wore from 1996 – 2003 on Throwback Night vs. the Vancouver Canucks
- 2015, April 18** Arizona wins the 3rd overall selection in the 2015 NHL Entry Draft at the Draft Lottery in Toronto, Ont.
- 2015, June 1** John Chayka is named Assistant General Manager, Analytics and Chris O'Hearn is appointed Assistant General Manager, Hockey Operations
- 2015, June 26** Arizona selects center Dylan Strome of the Erie Otters (OHL) with the 3rd overall choice in the 2015 NHL Entry Draft
- 2015, June 26** Connor Murphy, Max Domi, Brendan Perlini and Christian Dvorak unveil the Coyotes' new home and away jerseys and uniforms in the team's first major uniform change since 2003.
- 2015, July 1** Antoine Vermette agreed to a two-year contract
- 2015, July 8** John Slaney is hired as an Assistant Coach
- 2015, Oct. 9** Max Domi became the 8th player in franchise history to record a multi-point game in his NHL debut with the team and also became the ninth Coyotes rookie to score a goal in his first NHL game.
- 2015, Oct. 12** Mike Smith is named the NHL's Third Star of the Week (Oct. 7- Oct. 11)
- 2015, Oct. 17** Shane Doan records his 900th career point versus the Boston Bruins
- 2015, Nov. 27** Dave Tippett became the 22nd NHL coach to win 500 games
- 2015, Dec. 31** Shane Doan sets the franchise all-time goals mark with his 380th career goal coming in the 1st period of the Coyotes' 4-2 victory over the Winnipeg Jets
- 2016, Jan. 4** Shane Doan is named the NHL's Second Star of the Week for scoring five goals in three games (Dec. 28- Jan. 3)
- 2016, Feb. 1** Louis Domingue is named the NHL's Rookie of the Month (January)
- 2016, Feb. 2** Dave Tippett coaches in his 1,000th career NHL game versus the Los Angeles Kings
- 2016, Feb. 12** Shane Doan sets the franchise all-time points (930) and power play goals (123) record in the Coyotes' 4-1 win over the Calgary Flames.
- 2016, Mar. 24** Oliver Ekman-Larsson sets the NHL's all-time single season game-winning goals record by a defenseman by recording his eighth game-winning goal vs. the Dallas Stars
- 2016, Apr. 11** General Manager Don Maloney is relieved of his duties
- 2016, Apr. 30** The Coyotes receive the seventh pick in the NHL Draft Lottery.
- 2016, May 5** John Chayka is named the eighth General Manager in Coyotes history. Dave Tippett agrees to a five-year contract extension and is named Executive Vice President of Hockey Operations/ Head Coach. Alternate Governor Gary Drummond is named President of Hockey Operations.
- 2016, June 22** Alex Goligoski agrees to a five-year contract
- 2016, Aug. 16** Radim Vrbata returns to the Coyotes on a one-year contract




## WINNIPEG JETS



Joe Daley

**1979-80:** When the Winnipeg Jets joined the National Hockey League in 1979, they made their debut in new jerseys that were white with a wide blue stripe and two thin red stripes that ran from the collar over the outer arm to the wrist. The logo was the word "JETS" spelled out inside a circle. The "J" in Jets was represented by a hockey stick. A smaller circle with the outline of a commercial jet airliner found itself in the hook of the "J." Underneath "Jets" was the word "Winnipeg" spelled out. The logo had been with the team for three AVCO Cup Championships in the World Hockey Association and would remain with the team as the transition was made from WHA to NHL.



Bobby Hull

**1987-88:** The Jets made an addition to their uniform to acknowledge the official charity of the Winnipeg Jets, the Winnipeg Jets Goals for Kids Foundation. The Jets placed a Goals For Kids shoulder patch on the existing uniform to recognize the work that the Goals For Kids Foundation did to benefit the children of Manitoba.



Dale Hawerchuk

**1990-91:** The Jets came up with a new logo and uniform, "emblematic of a new era of professional hockey in Winnipeg." The new logo depicted a circle with the words "Winnipeg Jets" written in a slanted fashion to show speed, and a shadow of a jet plane with a trail of vapor going through the word "Jets." The "J" in "Jets" is once again portrayed as a hockey stick. The new jerseys were white with a wide blue stripe in the middle of two thin red stripes (touching each other) circling the elbows of the sleeves and at the waist. The road jerseys reversed the blue and the white from the home jerseys.




Shane Doan

**1995-96:** As the team played its last season in Winnipeg as the Jets, the last 10 games of the regular season and the playoffs saw the addition of a commemorative "Season to Remember" patch added to the right breast of both the home and road jerseys.



## ARIZONA COYOTES



**1996-97:** With the dawn of a new era as the Phoenix Coyotes, it was time for a new uniform and logo to represent the team. The logo depicted a Kachina style coyote standing upright with a hockey stick; the most striking feature was the mask drawn in the Southwestern style to show off the team's new colors: forest green, brick red, sand, sienna, and purple. The home jersey was predominantly white with green and black accent colors and brick pattern borders around the elbows of the sleeves and waist. The road jersey's main color was black with accent colors of brick red and green. A shoulder patch recognized the Phoenix Coyotes Goals For Kids Foundation while the club's secondary logo (a purple circle with a white "C" moon inside, intersected by the words "Phoenix Coyotes") occupied the other shoulder. The new uniform was completed with matching socks and solid black pants.

**1998-99:** The Coyotes decided to further extend the team's identity by adding a third uniform. A true expression of the American Southwest, this alternate jersey first appeared mid-season (Feb. 6, 1999). The large Coyote head served as the primary logo with the trim of the jersey revealing a desert scene at night with two saguaro cacti in the foreground and the Coyote moon rising over the desert mountain landscape. A desert-dwelling nocturnal lizard known as the gecko decorated each shoulder. Matching socks and solid black pants finished the uniform.

**2003-04:** With the opening of their new arena in Glendale, the time had come for a new set of logos and uniforms to reflect the aggressiveness and excitement of Coyotes hockey in the new arena while maintaining ties to seven years of Arizona history. The official Coyotes colors were now brick red, desert sand and black – three colors that were all included in the original Coyotes logo. The logos, uniforms and arena all predominantly feature the brick red color. The primary logo is an aggressive coyote howling at the moon that contains key elements carried over from the original logo including the two-tone face with zig-zag black markings down the middle of the logo, three pieces of mane leading down to the neck and triangular markings in the ear and chin. Additionally, the Coyotes logo includes four triangles (also borrowed from the original logo) across the bridge of the snout, representative of the Four Peaks. There are two secondary logos: a representation of Arizona featuring the letters "PHX" underneath a striped pattern that mirrors the state flag and a new version of the desert crescent moon with a slightly altered geometric shape as well as new colors. The uniforms have a traditional hockey feel and feature the primary Coyotes logo on the chest along with the secondary "PHX" patch on the right shoulder. The home jersey is predominantly brick red with a white, three-stripe pattern on the arms and at the waist, and also features a lace-up collar. The road jersey is predominantly white with the same striping pattern as the home jersey featured in brick red but includes a V-shaped collar instead of laces.

**2007-08:** Along with the entire NHL, the Coyotes switched to a new, technologically-advanced uniform featuring fabrics that were more form fitting and aerodynamic as well as breathable and water-repellant. Lighter fabric and stretch material resulted in more comfort and freedom of movement for the players. Brick red covered the shoulders on the white jerseys to give the state of the art uniform a retro look. On both the dark and white jerseys, striping was removed from the bottom, a lace-up collar was featured, and the "PHX" patch was moved from the right to left shoulder.

**2008-09:** The Coyotes introduced a black third jersey and wore them for the first time on Nov. 28, 2008 when the team hosted the Colorado Avalanche. The goal of the initiative was to create a new look that gave Coyotes fans elements they hadn't seen in the uniform before. A leaping coyote logo – a full body interpretation of the Coyotes crest – was selected for the new alternate jersey, aggressively leaping forward depicting the athletic, determined nature of NHL hockey. Two new Coyotes alternate logos were also introduced to accompany the classic Coyotes crest and leaping coyote, including a new "Phoenix Coyotes" script word mark and Coyotes paw print. The new script word mark provided a traditional look, while the Coyotes paw print design symbolized the unity of the Coyotes pack. The black jersey was accented with brick red and desert sand, the Coyotes' official colors.


**2014-15:** With the franchise officially renamed the Arizona Coyotes on June 27, the team's jerseys now featured a left shoulder patch with 'AZ'.

**2015-16:** In the franchise's first major uniform overhaul since 2003, the Coyotes unveiled new home and away jerseys and uniforms as well as a new secondary logo prior to the 2015-16 season. The body of the Coyotes home and away jerseys remains unchanged but the new jerseys feature an original sleeve stripe designed to connect with Arizona's distinctive striated landscape. These bold sleeves, along with a striking black pant, will be worn both at home in Glendale and on the road. The new red jersey shoulder patch features a coyote's paw "A" mark, an icon built for Arizona's hockey fans; while the white jersey shoulder will carry an updated "AZ" mark, connecting back to the new word mark. Finally, a uniquely Southwestern pattern in the jersey's neckline connects the Coyotes to the legacy of Arizona. This updated uniform features Reebok's latest technological innovations and represents an industry leading commitment to the best for the athlete.

**2016-17:** The team will wear an Arizona Coyotes 20th Anniversary patch on the right chest of each player's home and away jersey all season. The patch is an image of the state of Arizona with a large "20" displayed along with the years 1996 – 2016.



Teppo Numminen




Paul Mära



Mike Smith




Shane Doan



Zbynek Michalek



Shane Doan



Max Domi

**1**

Pierre Hamel.....1979-80 to 1980-81  
 Brian Hayward.....1982-83 to 1985-86  
 Mike O'Neill.....1991-92 to 1993-94  
 Parris Duffus.....1996-97 to 1996-97  
 Sean Burke.....1999-00 to 2003-04  
 Brent Johnson.....2003-04 to 2003-04  
 Mike Morrison.....2006-07 to 2006-07  
 David Aebischer.....2007-08 to 2007-08  
 Jason LaBarbera.....2009-10 to 2012-13  
 Thomas Greiss.....2013-14 to 2013-14

**2**

Mike Amodeo.....1979-80 to 1979-80  
 Moe Mantha.....1980-81 to 1983-84  
 Dave Ellett.....1984-85 to 1990-91  
 Boris Mironov.....1993-94 to 1993-94  
 Neil Wilkinson.....1994-95 to 1995-96  
 Norm Maciver.....1995-96 to 1995-96  
 Murray Baron.....1996-97 to 1997-98  
 Bryan Helmer.....1998-99 to 1998-99  
 David Cullen.....2000-01 to 2000-01  
 Todd Simpson.....2000-01 to 2002-03  
 Todd Reirden.....2003-04 to 2003-04  
 Derek Morris.....2003-04 to 2003-04  
 Keith Ballard.....2005-06 to 2007-08  
 Ken Klee.....2008-09 to 2008-09  
 Jim Vandermeer.....2009-10 to 2009-10  
 David Rundblad.....2011-12 to 2013-14  
 Nicklas Grossmann.....2015-16 to 2015-16

**3**

Al Cameron.....1979-80 to 1979-80  
 Ross Cory.....1979-80 to 1980-81  
 Tim Watters.....1981-82 to 1981-82  
 Bryan Maxwell.....1981-82 to 1983-84  
 Robert Picard.....1983-84 to 1985-86  
 Dan McFall.....1985-86 to 1985-86  
 Bryan Marchment.....1988-89 to 1990-91  
 Dean Kennedy.....1991-92 to 1991-92  
 Sergei Bautin.....1992-93 to 1993-94  
 Dave Manson.....1993-94 to 1994-95  
 Brent Thompson.....1995-96 to 1996-97  
 Keith Carney.....1997-98 to 2000-01  
 Bryan Helmer.....2003-04 to 2003-04  
 Denis Gauthier.....2005-06 to 2005-06  
 Keith Yandle.....2006-07 to 2014-15

**4**

Lars-Erik Sjoberg.....1979-80 to 1979-80  
 Barry Legge.....1980-81 to 1981-82  
 Wade Campbell.....1982-83 to 1985-86  
 Bengt Lundholm.....1985-86 to 1985-86  
 Fredrik Olausson.....1986-87 to 1993-94  
 Stephane Quintal.....1993-94 to 1994-95  
 Dave Manson.....1995-96 to 1996-97  
 Gerald Diduck.....1996-97 to 1998-99  
 Lyle Odelein.....1999-00 to 1999-00  
 Ossi Vaananen.....2000-01 to 2003-04  
 Zbynek Michalek.....2005-06 to 2009-10  
 2012-13 to 2014-15  
 2015-16 to 2015-16

**5**

Craig Norwich.....1979-80 to 1979-80  
 Barry Legge.....1980-81 to 1980-81  
 Danny Geoffrion.....1980-81 to 1981-82  
 Bobby Dollas.....1983-84 to 1985-86  
 Guy Gosselin.....1987-88 to 1987-88

Todd Flichel.....1989-90 to 1989-90  
 Kent Paynter.....1991-92 to 1991-92  
 Igor Ulanov.....1992-93 to 1994-95  
 Deron Quint.....1995-96 to 1999-00  
 Kirill Safronov.....2001-02 to 2001-02  
 Drake Berehowsky.....2001-02 to 2002-03  
 David Tanabe.....2003-04 to 2005-06  
 Jamie Rivers.....2005-06 to 2005-06  
 Matt Jones.....2006-07 to 2007-08  
 Chris Summers.....2010-11 to 2010-11  
 Connor Murphy.....2013-14 to 2015-16

**6**

Barry Melrose.....1979-80 to 1980-81  
 Barry Legge.....1980-81 to 1981-82  
 Jim Kyte.....1983-84 to 1988-89  
 Phil Housley.....1990-91 to 1992-93  
 Wayne McBean.....1993-94 to 1993-94  
 Oleg Tverdovsky.....1995-96 to 1995-96  
 Dallas Eakins.....1995-96 to 1996-97  
 Jayson More.....1996-97 to 1997-98  
 Jamie Huscroft.....1998-99 to 1998-99  
 Joel Bouchard.....2000-01 to 2000-01  
 Matthew Spiller.....2003-04 to 2005-06  
 Brendan Bell.....2006-07 to 2007-08  
 David Schlemko.....2008-09 to 2014-15

**7**

Scott Campbell.....1979-80 to 1980-81  
 Tim Watters.....1981-82 to 1987-88  
 Brent Ashton.....1988-89 to 1991-92  
 Petri Skriko.....1991-92 to 1991-92  
 Keith Tkachuk.....1991-92 to 2000-01  
 Deron Quint.....2002-03 to 2002-03  
 Ivan Novoseltsev.....2003-04 to 2003-04  
 Mike Leclerc.....2005-06 to 2005-06  
 RECOGNIZED in honor of Keith Tkachuk,  
 Dec. 23, 2011

**8**

Jimmy Mann.....1979-80 to 1983-84  
 Randy Carlyle.....1983-84 to 1992-93  
 Teemu Selanne.....1994-95 to 1995-96  
 Jim Johnson.....1996-97 to 1997-98  
 Daniel Briere.....1998-99 to 2002-03  
 Daniel Cleary.....2003-04 to 2003-04  
 Geoff Sanderson.....2005-06 to 2005-06  
 Niko Kapanen.....2006-07 to 2006-07  
 Scottie Upshall.....2008-09 to 2010-11  
 Gilbert Brule.....2011-12 to 2011-12  
 2013-14 to 2013-14  
 Matthew Lombardi.....2012-13 to 2012-13  
 Tobias Rieder.....2014-15 to 2015-16

**9**

Bobby Hull.....1979-80 to 1979-80  
 Doug Smail.....1980-81 to 1987-88  
 Brett Hull.....2005-06 to 2005-06  
 RECOGNIZED in honor of Bobby Hull, Feb.  
 19, 1989. Temporarily unretired by Brett  
 Hull in 2005.  
 Sam Gagner.....2014-15 to 2014-15  
 Viktor Tikhonov.....2015-16 to 2015-16

**10**

Peter Sullivan.....1979-80 to 1980-81  
 Dale Hawerchuk.....1980-81 to 1989-90  
 Alexei Zhamnov.....1992-93 to 1995-96  
 Brad McCrimmon.....1996-97 to 1996-97  
 Oleg Tverdovsky.....1997-98 to 1998-99

Trevor Letowski.....1999-00 to 2001-02  
 Denis Pederson.....2001-02 to 2001-02  
 Tony Amonte.....2002-03 to 2002-03  
 RECOGNIZED in honor of Dale Hawerchuk,  
 Apr. 5, 2007  
 Martin Erat.....2013-14 to 2014-15  
 Anthony Duclair.....2015-16 to 2015-16

**11**

Hilliard Graves.....1979-80 to 1979-80  
 Murray Eaves.....1980-81 to 1980-81  
 Scott Arniel.....1981-82 to 1985-86  
 Gilles Hamel.....1986-87 to 1987-88  
 Paul Fenton.....1988-89 to 1990-91  
 Scott Arniel.....1990-91 to 1990-91  
 Aaron Broten.....1991-92 to 1991-92  
 Evgeny Davydov.....1992-93 to 1992-93  
 Dave Tomlinson.....1993-94 to 1993-94  
 Dallas Drake.....1995-96 to 1999-00  
 Diamond Langkow.....2001-02 to 2003-04  
 Krystofer Kolanos.....2005-06 to 2005-06  
 Oleg Kvasha.....2005-06 to 2005-06  
 Owen Nolan.....2006-07 to 2006-07  
 Martin Hanzal.....2007-08 to 2015-16

**12**

Morris Lukowich.....1979-80 to 1984-85  
 Dan McFall.....1984-85 to 1985-86  
 Peter Douris.....1985-86 to 1987-88  
 Dave Hunter.....1988-89 to 1988-89  
 Doug Smail.....1988-89 to 1990-91  
 Mark Osborne.....1990-91 to 1991-92  
 Alan Kerr.....1992-93 to 1992-93  
 Rob Murray.....1993-94 to 1995-96  
 .....1998-99 to 1998-99  
 Brian Noonan.....1998-99 to 1998-99  
 Benoit Hogue.....1999-00 to 1999-00  
 Mike Johnson.....2000-01 to 2005-06  
 Patrick Fischer.....2006-07 to 2006-07  
 Craig Weller.....2007-08 to 2007-08  
 Olli Jokinen.....2008-09 to 2008-09  
 Paul Bissonnette.....2009-10 to 2013-14  
 Justin Hodgman.....2014-15 to 2014-15  
 Brad Richardson.....2015-16 to 2015-16

**13**

Dave Christian.....1979-80 to 1982-83  
 Hannu Jarvenpaa.....1986-87 to 1986-87  
 Alfie Turcotte.....1987-88 to 1988-89  
 Teemu Selanne.....1992-93 to 1993-94  
 Mike Rupp.....2003-04 to 2005-06  
 Daniel Carcillo.....2006-07 to 2008-09  
 Ray Whitney.....2010-11 to 2011-12

**14**

Peter Marsh.....1979-80 to 1980-81  
 Tim Trimper.....1980-81 to 1983-84  
 John Gibson.....1983-84 to 1983-84  
 Jordy Douglas.....1983-84 to 1984-85  
 Anssi Melametsa.....1985-86 to 1985-86  
 Craig Endean.....1986-87 to 1986-87  
 Stu Barnes.....1991-92 to 1993-94  
 Randy Gilhen.....1993-94 to 1993-94  
 Harijs Vitolinsh.....1993-94 to 1993-94  
 Mike Stapleton.....1995-96 to 1998-99  
 Tavis Hansen.....1999-00 to 2000-01  
 Tyler Bouck.....2001-02 to 2001-02  
 Jeff Taffe.....2002-03 to 2005-06  
 Steve Gainey.....2005-06 to 2005-06  
 Kevyn Adams.....2006-07 to 2006-07

Pete Vandermeer.....2007-08 to 2007-08  
 Alexander Nikulin.....2008-09 to 2008-09  
 Nigel Dawes.....2008-09 to 2008-09  
 Taylor Pyatt.....2009-10 to 2011-12  
 Chris Conner.....2012-13 to 2012-13  
 Jeff Halpern.....2013-14 to 2013-14  
 Joe Vitale.....2014-15 to 2015-16

**15**

Dave Hoyda.....1979-80 to 1979-80  
 Rick Bowness.....1980-81 to 1980-81  
 Richard Mulhern.....1980-81 to 1980-81  
 Sandy Beadle.....1980-81 to 1980-81  
 Paul MacLean.....1981-82 to 1987-88  
 Darren Boyko.....1988-89 to 1988-89  
 Pat Elynuik.....1988-89 to 1991-92  
 John Druce.....1992-93 to 1992-93  
 Harijs Vitolinsh.....1993-94 to 1993-94  
 Randy Gilhen.....1993-94 to 1995-96  
 Craig Janney.....1996-97 to 1997-98  
 Jim Cummins.....1998-99 to 1998-99  
 Radoslav Suchy.....1999-00 to 2003-04  
 Boyd Devereaux.....2005-06 to 2005-06  
 Mike Zigomanis.....2006-07 to 2007-08  
 Jeff Hoggan.....2008-09 to 2008-09  
 Matthew Lombardi.....2008-09 to 2009-10  
 Ryan Hollweg.....2010-11 to 2010-11  
 Henrik Samuelsson.....2014-15 to 2014-15  
 Boyd Gordon.....2011-12 to 2012-13  
 2015-16 to 2015-16

**16**

Larry Hopkins.....1979-80 to 1979-80  
 Wayne Dillon.....1979-80 to 1979-80  
 Pat Daley.....1979-80 to 1980-81  
 Laurie Boschman.....1982-83 to 1989-90  
 Eddie Olczyk.....1990-91 to 1992-93  
 Stephane Quintal.....1993-94 to 1993-94  
 Eddie Olczyk.....1994-95 to 1995-96  
 Brad Isbister.....1997-98 to 1998-99  
 Robert Reichel.....1998-99 to 1998-99  
 Michal Handzus.....2000-01 to 2001-02  
 Kelly Buchberger.....2002-03 to 2002-03  
 Mike Sillinger.....2003-04 to 2003-04  
 Brett Hull.....2005-06 to 2005-06  
 Jamie Lundmark.....2005-06 to 2005-06  
 Mike York.....2007-08 to 2007-08  
 Brian McGrattan.....2008-09 to 2008-09  
 Petr Prucha.....2008-09 to 2010-11  
 Rostislav Klesla.....2010-11 to 2013-14  
 Max Domi.....2015-16 to 2015-16

**17**

Bill Lesuk.....1979-80 to 1979-80  
 Anders Steen.....1980-81 to 1980-81  
 Larry Hopkins.....1981-82 to 1982-83  
 Tim Young.....1983-84 to 1983-84  
 Jim Nill.....1984-85 to 1987-88  
 Dwight Schofield.....1987-88 to 1987-88  
 Stu Kulak.....1988-89 to 1988-89  
 Phil Sykes.....1989-90 to 1991-92  
 Kris King.....1992-93 to 1996-97  
 Greg Adams.....1998-99 to 1999-00  
 Ladislav Nagy.....2000-01 to 2006-07  
 Todd Fedoruk.....2008-09 to 2008-09  
 Radim Vrbata.....2007-08 to 2007-08  
 2009-10 to 2013-14  
 John Moore.....2014-15 to 2014-15  
 Steve Downie.....2015-16 to 2015-16





## 18

Glenn Tomalty .....	1979-80 to 1979-80
Bob Guindon .....	1979-80 to 1979-80
Rick Bowness .....	1980-81 to 1980-81
Serge Savard .....	1981-82 to 1982-83
Bill Derlago .....	1985-86 to 1985-86
Steve Rooney .....	1986-87 to 1987-88
Markku Kyllonen .....	1988-89 to 1988-89
Randy Cunneynworth .....	1989-90 to 1989-90
Scott Arniel .....	1990-91 to 1990-91
Bryan Erickson .....	1990-91 to 1993-94
Dallas Drake .....	1993-94 to 1995-96
Chad Kilger .....	1995-96 to 1997-98
Mark Janssens .....	1997-98 to 1997-98
Brian Noonan .....	1998-99 to 1998-99
Mika Alatalo .....	1999-00 to 2000-01
Sebastien Bordeleau .....	2001-02 to 2001-02
Frank Banham .....	2002-03 to 2002-03
Paul Ranheim .....	2002-03 to 2002-03
Tyson Nash .....	2003-04 to 2005-06
Marcel Hossa .....	2007-08 to 2007-08
Freddy Meyer IV .....	2007-08 to 2007-08
Matt Murley .....	2007-08 to 2007-08
Enver Lisin .....	2007-08 to 2008-09
Sami Lepisto .....	2009-10 to 2010-11
Patrick O'Sullivan .....	2011-12 to 2011-12
David Moss .....	2012-13 to 2014-15

## 19

Bill Riley .....	1979-80 to 1979-80
Kris Manery .....	1979-80 to 1980-81
Brian Mullen .....	1982-83 to 1986-87
Iain Duncan .....	1988-89 to 1988-89
Kris Draper .....	1990-91 to 1990-91
Ian Duncan .....	1990-91 to 1990-91
Troy Murray .....	1991-92 to 1992-93
Nelson Emerson .....	1993-94 to 1994-95
Shane Doan .....	1995-96 to 2015-16

## 20

Willy Lindstrom .....	1979-80 to 1982-83
Andrew McBain .....	1983-84 to 1988-89
Dave McLlwain .....	1989-90 to 1991-92
Mike Hartman .....	1991-92 to 1991-92
Tie Domi .....	1992-93 to 1994-95
Oleg Tverdovsky .....	1995-96 to 1996-97
Jim Cummins .....	1997-98 to 1997-98
Jyrki Lumme .....	1998-99 to 1998-99
David Oliver .....	1999-00 to 1999-00
Mikael Renberg .....	1999-00 to 1999-00
Wyatt Smith .....	2000-01 to 2001-02
Fredrik Sjostrom .....	2003-04 to 2007-08
Robert Lang .....	2009-10 to 2009-10
Eric Belanger .....	2010-11 to 2010-11
Chris Summers .....	2011-12 to 2014-15
Tye McGinn .....	2014-15 to 2014-15

## 21

John Bethel .....	1979-80 to 1979-80
Tom Bladon .....	1980-81 to 1980-81
Dave Hoyda .....	1980-81 to 1980-81
Bill Whelton .....	1980-81 to 1980-81
Craig Levie .....	1981-82 to 1982-83
John Gibson .....	1983-84 to 1983-84
Tom Martin .....	1984-85 to 1986-87
Mark Kumpel .....	1987-88 to 1987-88
.....	1989-90 to 1990-91
Russ Romaniuk .....	1991-92 to 1994-95
Shane Doan .....	1995-96 to 1995-96

Chad Kilger .....	1995-96 to 1995-96
Denis Chasse .....	1995-96 to 1995-96
Bob Corkum .....	1996-97 to 1998-99
Jyrki Lumme .....	1999-00 to 2000-01
Todd Warriner .....	2001-02 to 2001-02
Jason Jaspers .....	2002-03 to 2003-04
Sean O'Donnell .....	2005-06 to 2005-06
Bill Thomas .....	2005-06 to 2007-08
David Hale .....	2008-09 to 2008-09
Shaun Heshka .....	2009-10 to 2009-10
Andy Miele .....	2011-12 to 2013-14
Jordan Szwarz .....	2014-15 to 2014-15

## 22

Lyle Moffat .....	1979-80 to 1979-80
Bengt Lundholm .....	1981-82 to 1984-85
Ray Neufeld .....	1985-86 to 1985-86
Mario Marois .....	1985-86 to 1988-89
Gord Donnelly .....	1988-89 to 1988-89
Moe Mantha .....	1989-90 to 1991-92
Mike Lalor .....	1991-92 to 1992-93
Paul Ysebaert .....	1993-94 to 1993-94
Brent Thompson .....	1994-95 to 1994-95
Craig Mills .....	1995-96 to 1995-96
Mike Gartner .....	1996-97 to 1997-98
Rick Tocchet .....	1998-99 to 1999-00
Claude Lemieux .....	2000-01 to 2002-03
Pascal Rheume .....	2005-06 to 2005-06
Dennis Seidenberg .....	2005-06 to 2006-07
Mathias Tjarnqvist .....	2006-07 to 2007-08
Brian McGrattan .....	2008-09 to 2008-09
Anders Eriksson .....	2009-10 to 2009-10
Lee Stempniak .....	2009-10 to 2010-11
Daymond Langkow .....	2011-12 to 2011-12
Lucas Lessio .....	2013-14 to 2013-14
Brandon McMillan .....	2014-15 to 2014-15
Craig Cunningham .....	2014-15 to 2015-16

## 23

Gord McTavish .....	1979-80 to 1979-80
Larry Hopkins .....	1979-80 to 1979-80
John Markell .....	1979-80 to 1980-81
Lucien DeBlois .....	1981-82 to 1983-84
Paul Pooley .....	1984-85 to 1985-86
Hannu Jarvenpaa .....	1987-88 to 1988-89
Paul MacDermid .....	1989-90 to 1991-92
Lucien DeBlois .....	1991-92 to 1991-92
Andy Brickley .....	1992-93 to 1993-94
Igor Korolev .....	1994-95 to 1996-97
Stephen Leach .....	1998-99 to 1998-99
Todd Gill .....	1999-00 to 1999-00
Chris Joseph .....	1999-00 to 2000-01
Paul Mara .....	2000-01 to 2005-06
Don MacLean .....	2006-07 to 2006-07
Jeff Taffe .....	2006-07 to 2006-07
Kevin Porter .....	2008-09 to 2009-10
Mathieu Schneider .....	2009-10 to 2009-10
Oliver Ekman-Larsson .....	2010-11 to 2015-16

## 24

Ron Wilson .....	1979-80 to 1987-88
Danton Cole .....	1990-91 to 1991-92
Scott Levins .....	1992-93 to 1992-93
Darryl Shannon .....	1993-94 to 1995-96
Craig Muni .....	1995-96 to 1995-96
Kevin Dahl .....	1996-97 to 1996-97
Michel Petit .....	1997-98 to 1998-99
Stan Neckar .....	1998-99 to 2000-01
Ladislav Nagy .....	2000-01 to 2000-01
David Cullen .....	2001-02 to 2001-02

Darcy Hordichuk .....	2001-02 to 2002-03
Jan Hrdina .....	2002-03 to 2003-04
Josh Gratton .....	2005-06 to 2007-08
Kyle Chipchura .....	2011-12 to 2015-16

## 25

Jude Drouin .....	1979-80 to 1980-81
Thomas Steen .....	1981-82 to 1994-95

**RECOGNIZED in honor of Thomas Steen, May 6, 1995**

Philip Samuelsson .....	2014-15 to 2015-16
-------------------------	--------------------

## 26

Al Cameron .....	1979-80 to 1980-81
Murray Eaves .....	1981-82 to 1985-86
Guy Larose .....	1988-89 to 1988-89
Brian McReynolds .....	1989-90 to 1989-90
Sergei Kharin .....	1990-91 to 1990-91
Dean Kennedy .....	1991-92 to 1993-94
Jeff Finley .....	1995-96 to 1996-97
John Slaney .....	1997-98 to 1997-98
Mike Sullivan .....	1998-99 to 2001-02
Joel Perrault .....	2005-06 to 2009-10
Andrew Ebbett .....	2010-11 to 2010-11
Cal O'Reilly .....	2011-12 to 2011-12
Steve Sullivan .....	2012-13 to 2012-13
Michael Stone .....	2011-12 to 2011-12
.....	2013-14 to 2015-16

## 27

Lorne Stamler .....	1979-80 to 1979-80
Don Spring .....	1980-81 to 1983-84
Perry Turnbull .....	1984-85 to 1986-87
Teppo Numminen .....	1988-89 to 2002-03

**RECOGNIZED in honor of Teppo Numminen, Jan. 30, 2010**

## 28

Don MacIver .....	1979-80 to 1979-80
Gerry Rioux .....	1979-80 to 1979-80
Norm Dupont .....	1980-81 to 1982-83
Jyrki Seppa .....	1983-84 to 1983-84
Ryan Stewart .....	1985-86 to 1985-86
Ray Neufeld .....	1985-86 to 1988-89
Greg Paslawski .....	1989-90 to 1990-91
Bob Joyce .....	1991-92 to 1992-93
Kevin McClelland .....	1993-94 to 1993-94
Craig Martin .....	1994-95 to 1994-95
Craig Muni .....	1995-96 to 1995-96
Mike Hudson .....	1996-97 to 1996-97
Jimmy Waite .....	1997-98 to 1998-99
Landon Wilson .....	2000-01 to 2003-04
Mike Leclerc .....	2005-06 to 2005-06
Pavel Brendl .....	2005-06 to 2005-06
Steven Reinprecht .....	2006-07 to 2008-09
Jeff Hoggan .....	2009-10 to 2009-10
Lauri Korpikoski .....	2010-11 to 2014-15
John Scott .....	2015-16 to 2015-16

## 29

Don MacIver .....	1979-80 to 1979-80
Gord Smith .....	1979-80 to 1979-80
Danny Geoffrion .....	1980-81 to 1980-81
Doug Lecuyer .....	1980-81 to 1980-81
Jerry Butler .....	1982-83 to 1982-83
Mike Lauen .....	1983-84 to 1983-84
Marc Behrend .....	1983-84 to 1985-86
Brad Berry .....	1985-86 to 1989-90
Mark Osborne .....	1990-91 to 1990-91
Rudy Poeschek .....	1990-91 to 1991-92
Yan Kaminsky .....	1993-94 to 1993-94

Tim Cheveldae .....	1993-94 to 1995-96
Craig Janney .....	1995-96 to 1995-96
Scott Levins .....	1997-98 to 1997-98
Louie DeBrusk .....	1998-99 to 2000-01
Branko Radivojevic .....	2001-02 to 2003-04
Yanick Lehoux .....	2005-06 to 2005-06
Tim Jackman .....	2005-06 to 2005-06
Steven Reinprecht .....	2005-06 to 2005-06
Yanick Lehoux .....	2006-07 to 2006-07
Ryan Caldwell .....	2007-08 to 2007-08
Brandon Prust .....	2008-09 to 2008-09
Lauri Korpikoski .....	2009-10 to 2009-10
Garrett Stafford .....	2010-11 to 2010-11
Petteri Nokelainen .....	2011-12 to 2011-12
Michael Stone .....	2012-13 to 2012-13
Jordan Szwarz .....	2013-14 to 2013-14
Anders Lindback .....	2015-16 to 2015-16

## 30

Gary Smith .....	1979-80 to 1979-80
Michel Dion .....	1980-81 to 1980-81
Doug Soetaert .....	1983-84 to 1983-84
Mark Holden .....	1984-85 to 1984-85
Daniel Berthiaume .....	1986-87 to 1989-90
Stephane Beauregard .....	1989-90 to 1991-92
Jim Hrivnak .....	1992-93 to 1992-93
Stephane Beauregard .....	1993-94 to 1993-94
Ed Ronan .....	1995-96 to 1995-96
Mikhail Shtalenkov .....	1998-99 to 1999-00
Jean-Marc Pelletier .....	2003-04 to 2003-04
David LeNeveu .....	2005-06 to 2006-07
Ilya Bryzgalov .....	2007-08 to 2010-11
Marek Langhamer .....	2015-16 to 2015-16

## 31

Don MacIver .....	1979-80 to 1979-80
Ron Loustel .....	1980-81 to 1980-81
Rick Dudley .....	1980-81 to 1980-81
Ed Staniowski .....	1981-82 to 1982-83
Mike Veisor .....	1983-84 to 1983-84
Marc Behrend .....	1985-86 to 1985-86
Alain Chevrier .....	1988-89 to 1988-89
Rick Tabaracci .....	1990-91 to 1992-93
Scott Langkow .....	1995-96 to 1998-99
Bob Essensa .....	1999-00 to 1999-00
Brad Ralph .....	2000-01 to 2000-01
Jean-Guy Trudel .....	2001-02 to 2001-02
Curtis Joseph .....	2005-06 to 2006-07
Matt Climie .....	2010-11 to 2010-11
Curis McElhinney .....	2011-12 to 2011-12
Chad Johnson .....	2012-13 to 2012-13
Mike Lee .....	2014-15 to 2014-15

## 32

Rick Bowness .....	1980-81 to 1980-81
Rick Dudley .....	1980-81 to 1980-81
Peter Taglianetti .....	1984-85 to 1989-90
Don Barber .....	1990-91 to 1991-92
Igor Ulanov .....	1991-92 to 1991-92
Mike Eastwood .....	1994-95 to 1996-97
Jocelyn Lemieux .....	1996-97 to 1997-98
Brad May .....	2000-01 to 2002-03
Cale Hulse .....	2003-04 to 2003-04
Mikael Tellqvist .....	2006-07 to 2008-09
Michal Rozsival .....	2010-11 to 2011-12
Nick Johnson .....	2012-13 to 2012-13
Brandon Yip .....	2013-14 to 2013-14
Tyler Gaudet .....	2014-15 to 2015-16

**33**

Lindsay Middlebrook 1979-80 to 1980-81  
Doug Soetaert ..... 1981-82 to 1982-83  
Eldon Reddick ..... 1986-87 to 1988-89  
Simon Wheeldon ..... 1990-91 to 1990-91  
Mario Marois ..... 1991-92 to 1991-92  
Jim McKenzie ..... 1995-96 to 1997-98  
J.J. Daigneault ..... 1998-99 to 1999-00  
Drake Berehowsky ..... 2001-02 to 2001-02  
Brian Boucher ..... 2002-03 to 2005-06  
Adrian Aucoin ..... 2009-10 to 2011-12  
Brandon Gormley ..... 2013-14 to 2014-15

**34**

Pierre Hamel ..... 1979-80 to 1979-80  
Dave Chartier ..... 1980-81 to 1980-81  
Mark Plantery ..... 1980-81 to 1980-81  
Dave Silk ..... 1985-86 to 1985-86  
Pat Elynuik ..... 1987-88 to 1987-88  
Moe Lemay ..... 1988-89 to 1988-89  
Gord Donnelly ..... 1989-90 to 1991-92  
Dean Kennedy ..... 1991-92 to 1991-92  
Darrin Shannon ..... 1991-92 to 1997-98  
Ramzi Abid ..... 2002-03 to 2002-03  
Frank Banham ..... 2002-03 to 2002-03  
Daniel Winnik ..... 2007-08 to 2009-10  
Tim Kennedy ..... 2013-14 to 2013-14  
Klas Dahlbeck ..... 2014-15 to 2015-16

**35**

Markus Mattsson ..... 1979-80 to 1980-81  
Dan Bouchard ..... 1985-86 to 1985-86  
Bob Essensa ..... 1988-89 to 1993-94  
Nikolai Khabibulin ..... 1994-95 to 1998-99  
Zac Bierk ..... 2002-03 to 2003-04  
Philippe Sauve ..... 2005-06 to 2005-06  
Alex Auld ..... 2007-08 to 2007-08  
Al Montoya ..... 2008-09 to 2008-09  
Tom Fenton ..... 2010-11 to 2010-11  
Louis Domingue ..... 2014-15 to 2015-16

**36**

Iain Duncan ..... 1986-87 to 1987-88  
Gord Donnelly ..... 1988-89 to 1988-89  
Moe Lemay ..... 1988-89 to 1988-89  
Danton Cole ..... 1989-90 to 1989-90  
Mike Eagles ..... 1990-91 to 1994-95  
Greg Brown ..... 1994-95 to 1994-95  
Stewart Malgunas ..... 1995-96 to 1995-96  
Murray Baron ..... 1996-97 to 1996-97  
Juha Ylonen ..... 1996-97 to 2000-01  
Krystofer Kolanos ..... 2001-02 to 2003-04  
Joakim Lindstrom ..... 2008-09 to 2008-09  
Rob Klinkhammer ..... 2012-13 to 2014-15  
Mark Arcobello ..... 2014-15 to 2014-15  
Jiri Sekac ..... 2015-16 to 2015-16

**37**

Steve Penney ..... 1986-87 to 1987-88  
Tom Draper ..... 1988-89 to 1989-90  
John LeBlanc ..... 1991-92 to 1994-95  
Tom Draper ..... 1995-96 to 1995-96  
Dominic Roussel ..... 1995-96 to 1995-96  
Dan Focht ..... 2001-02 to 2002-03  
Georges Laraque ..... 2006-07 to 2006-07  
Raffi Torres ..... 2011-12 to 2012-13  
Dustin Jeffrey ..... 2015-16 to 2015-16

**38**

Brad Jones ..... 1986-87 to 1989-90  
Guy Larose ..... 1990-91 to 1990-91

Luciano Borsato ..... 1990-91 to 1994-95  
Jason Simon ..... 1996-97 to 1996-97  
Martin Grenier ..... 2001-02 to 2001-02  
Scott Pellerin ..... 2002-03 to 2002-03  
Dave Scatchard ..... 2005-06 to 2006-07  
Vernon Fiddler ..... 2009-10 to 2010-11  
Brandon McMillan ..... 2013-14 to 2013-14  
Lucas Lessio ..... 2014-15 to 2014-15  
Christian Thomas ..... 2015-16 to 2015-16

**39**

Randy Gilhen ..... 1986-87 to 1988-89  
Doug Evans ..... 1989-90 to 1991-92  
Mark Visheau ..... 1993-94 to 1993-94  
Iain Fraser ..... 1995-96 to 1995-96  
Pat Jablonski ..... 1996-97 to 1996-97  
Brad Tiley ..... 1997-98 to 1998-99  
Travis Green ..... 1999-00 to 2000-01  
Erik Westrum ..... 2003-04 to 2003-04  
Zbynek Michalek ..... 2005-06 to 2005-06  
Niko Kapanen ..... 2007-08 to 2007-08  
Garth Murray ..... 2008-09 to 2008-09  
Brett MacLean ..... 2010-11 to 2010-11  
Brendan Shinnimin ..... 2014-15 to 2014-15

**40**

Joel Baillargeon ..... 1986-87 to 1987-88  
Steve Fletcher ..... 1988-89 to 1988-89  
Bryan Marchment ..... 1988-89 to 1988-89  
Evgeny Davydov ..... 1991-92 to 1991-92  
Patrick DesRochers ..... 2001-02 to 2002-03  
Jean-Marc Pelletier ..... 2002-03 to 2002-03  
Mike Ricci ..... 2005-06 to 2006-07  
Mark Visentin ..... 2013-14 to 2013-14  
Devan Dubnyk ..... 2014-15 to 2014-15  
Alex Tanguay ..... 2015-16 to 2015-16

**41**

Todd Fliche ..... 1987-88 to 1987-88  
Paul Boutilier ..... 1987-88 to 1988-89  
Viktor Tikhonov ..... 2008-09 to 2008-09  
Mike Smith ..... 2011-12 to 2015-16

**42**

Matt Hervey ..... 1988-89 to 1988-89  
Oleg Mikulchik ..... 1993-94 to 1994-95  
Robert Esche ..... 1998-99 to 2001-02  
Josh Tordjman ..... 2008-09 to 2008-09  
Eric Selleck ..... 2015-16 to 2015-16

**43**

Ravil Gusmanov ..... 1995-96 to 1995-96  
Darcy Wakaluk ..... 1996-97 to 1996-97  
Mike Stutzel ..... 2003-04 to 2003-04  
Marc-Antoine Pouliot ..... 2011-12 to 2011-12  
Mike McKenna ..... 2014-15 to 2014-15

**44**

Dave Babych ..... 1980-81 to 1985-86  
Shawn Cronin ..... 1989-90 to 1991-92  
Norm Maciver ..... 1995-96 to 1997-98  
Andrei Vasilyev ..... 1998-99 to 1998-99  
Andrei Nazarov ..... 2001-02 to 2003-04  
Nick Boynton ..... 2006-07 to 2007-08  
Kurt Sauer ..... 2008-09 to 2009-10  
Chris Brown ..... 2012-13 to 2013-14  
B.J. Crombeen ..... 2014-15 to 2014-15  
Kevin Connauton ..... 2015-16 to 2015-16

**45**

Craig Duncanson ..... 1990-91 to 1990-91

Anatoli Fedotov ..... 1992-93 to 1992-93  
Jason Jaspers ..... 2001-02 to 2001-02  
Brad Ference ..... 2002-03 to 2003-04  
Dmitri Kalinin ..... 2008-09 to 2008-09  
Andrew Campbell ..... 2014-15 to 2014-15  
Stefan Elliott ..... 2015-16 to 2015-16

**46**

Brent Hughes ..... 1988-89 to 1989-90  
Pat Jablonski ..... 1996-97 to 1996-97  
J.F. Jomphe ..... 1998-99 to 1998-99  
Dylan Reese ..... 2014-15 to 2014-15

**47**

Todd Fliche ..... 1988-89 to 1988-89  
Tony Joseph ..... 1988-89 to 1988-89  
Tavis Hansen ..... 1994-95 to 1994-95  
1996-97 to 1996-97  
1998-99 to 1998-99

Alex Grant ..... 2015-16 to 2015-16

**48**

Jason Cirone ..... 1991-92 to 1991-92  
Sean Gagnon ..... 1997-98 to 1998-99  
Jordan Martinook ..... 2014-15 to 2015-16

**49**

Joe Dziedzic ..... 1998-99 to 1998-99  
Jason Jaspers ..... 2001-02 to 2001-02  
Brian Savage ..... 2001-02 to 2003-04  
Alexandre Bolduc ..... 2011-12 to 2012-13  
2014-15 to 2014-15

**50**

Rob Murray ..... 1991-92 to 1992-93  
Craig Fisher ..... 1993-94 to 1993-94  
Ravil Gusmanov ..... 1995-96 to 1995-96  
Trevor Letowski ..... 1998-99 to 1998-99  
Matt Watkins ..... 2011-12 to 2011-12  
Antoine Vermette ..... 2011-12 to 2015-16

**52**

Dallas Eakins ..... 1992-93 to 1992-93  
Jason Doig ..... 1995-96 to 1995-96  
Martin Grenier ..... 2002-03 to 2002-03  
Nolan Yonkman ..... 2010-11 to 2010-11

**53**

Derek Morris ..... 2005-06 to 2008-09  
2009-10 to 2013-14

**54**

Daniel Briere ..... 1997-98 to 1997-98

**55**

Mark Osiecki ..... 1992-93 to 1992-93  
Arto Blomsten ..... 1993-94 to 1994-95  
Jason Doig ..... 1995-96 to 1998-99  
Danny Markov ..... 2001-02 to 2002-03  
Matt Jones ..... 2005-06 to 2005-06  
Ed Jovanovski ..... 2006-07 to 2010-11

**57**

Goran Bezina ..... 2003-04 to 2003-04

**60**

Michal Grosek ..... 1993-94 to 1993-94  
Niklas Treutle ..... 2015-16 to 2015-16

**61**

Sergei Plotnikov ..... 2015-16 to 2015-16

**62**

Jean-Guy Trudel ..... 1999-00 to 1999-00

**63**

Radoslav Suchy ..... 1999-00 to 1999-00  
Mike Ribeiro ..... 2013-14 to 2013-14

**64**

Darrin Shannon ..... 1991-92 to 1991-92  
Wyatt Smith ..... 1999-00 to 1999-00

**70**

Kevin Sawyer ..... 1999-00 to 1999-00

**71**

Petteri Nokelainen ..... 2009-10 to 2009-10

**72**

Jeff Christian ..... 1997-98 to 1997-98

**73**

Steven Goertzen ..... 2008-09 to 2008-09

**75**

Michal Grosek ..... 1994-95 to 1995-96  
Pete Vandermeer ..... 2007-08 to 2007-08

**76**

Travis Roche ..... 2006-07 to 2006-07  
Laurent Dauphin ..... 2015-16 to 2015-16

**77**

Cliff Ronning ..... 1996-97 to 1998-99  
Chris Gratton ..... 2002-03 to 2003-04  
Travis Roche ..... 2006-07 to 2006-07

**81**

Marcel Hossa ..... 2007-08 to 2007-08

**86**

Wojtek Wolski ..... 2009-10 to 2010-11

**88**

Peter Mueller ..... 2007-08 to 2009-10

**89**

Darren Turcotte ..... 1995-96 to 1995-96  
Mike Comrie ..... 2003-04 to 2006-07  
Mikkel Boedker ..... 2008-09 to 2015-16

**90**

Joé Juneau ..... 2000-01 to 2000-01  
Enver Lisin ..... 2006-07 to 2006-07

**91**

Kris Draper ..... 1991-92 to 1992-93  
Oleg Saprykin ..... 2005-06 to 2006-07  
Kyle Turris ..... 2007-08 to 2011-12

**92**

Rick Tocchet ..... 1997-98 to 1997-98

**93**

Petr Nedved ..... 2005-06 to 2005-06

**94**

Sergei Berezin ..... 2001-02 to 2001-02  
Yanic Perreault ..... 2006-07 to 2006-07

**97**

Jeremy Roenick ..... 1996-97 to 2000-01  
Jeremy Roenick ..... 2006-07 to 2006-07

**RECOGNIZED in honor of Jeremy Roenick, Feb. 11, 2012**

**99**

Rick Dudley ..... 1980-81 to 1980-81  
**RETIRED by the NHL in honor of Wayne Gretzky, Apr. 18, 1999**





## 1979

Pick	Overall	Player	Position	Birthdate	Drafted From
1	1	Peter Marsh	RW	Dec. 21, 1956	Montreal
2	8	Lindsay Middlebrook	G	Sept. 7, 1955	NY Rangers
3	9	Bobby Hull	LW	Jan. 3, 1939	Chicago
4	16	Al Cameron	D	Oct. 21, 1955	Detroit
5	17	Dave Hoyda	LW	May 20, 1957	Philadelphia
6	24	Jim Roberts	RW	June 8, 1956	Minnesota
7	25	Lorne Stamler	LW	Aug. 9, 1951	Toronto
8	32	Mark Heaslip	RW	Dec. 26, 1951	Los Angeles
9	33	Pierre Hamel	G	Sept. 16, 1952	Toronto
10	40	Gord McTavish	C	June 3, 1954	St. Louis
11	41	Gord Smith	D	Nov. 17, 1949	Washington
12	48	Clark Hamilton	LW	Jan. 12, 1955	Detroit
13	49	Jim Cunningham	LW	Aug. 15, 1956	Philadelphia
14	56	Dennis Abgrall	RW	Apr. 24, 1956	Los Angeles
15	57	Bill Riley	RW	Sept. 20, 1950	Washington
16	64	Gene Carr	LW	Sept. 17, 1951	Atlanta
17	65	Hilliard Graves	RW	Oct. 18, 1950	Vancouver

## ENTRY DRAFT SELECTIONS

## 1979

Rnd	Overall	Player	Position	Birthdate	Drafted From
1	19	Jimmy Mann	RW	Apr. 17, 1959	Sherbrooke (QMJHL)
2	40	Dave Christian	C	May 12, 1959	U. of North Dakota (WCHA)
3	61	Bill Whelton	D	Aug. 28, 1959	Boston U. (H.E.)
4	82	Pat Daley	LW	Mar. 27, 1959	Montreal (QMJHL)
5	103	Thomas Steen	C	June 8, 1960	Leksand (Sweden)
6	124	Tim Watters	D	July 25, 1959	Michigan Tech Univ. (WCHA)

## 1980

Rnd	Overall	Player	Position	Birthdate	Drafted From
1	2	Dave Babych	D	May 23, 1961	Portland (WHL)
2	23	Moe Mantha	D	Jan. 21, 1961	Toronto (OHL)
3	44	Murray Eaves	C	May 10, 1960	U. of Michigan (CCHA)
4	65	Guy Fournier	C	Jan. 30, 1962	Shawinigan (QMJHL)
5	86	Glen Ostir	D	Jan. 14, 1961	Portland (WHL)
6	107	Ron Loustel	G	Mar. 7, 1962	Saskatoon (WHL)
7	128	Brian Mullen	LW	Mar. 16, 1962	New York Westsiders (MJHL)
7	135	Mike Lauen	RW	Feb. 9, 1961	Michigan Tech Univ. (WCHA)
8	149	Sandy Beadle	LW	July 12, 1960	Northeastern Univ. (H.E.)
9	170	Edward Christian	C	Jan. 4, 1962	Warroad H.S. (Minn.)
10	191	Dave Chartier	C	Feb. 15, 1961	Brandon (WHL)

## 1981

Rnd	Overall	Player	Position	Birthdate	Drafted From
1	1	Dale Hawerchuk	C	Apr. 4, 1963	Cornwall (QMJHL)
2	22	Scott Arniel	C/LW	Sept. 17, 1962	Cornwall (QMJHL)
3	43	Jyrki Seppa	D	Nov. 14, 1961	Ilves (Finland)
4	64	Kirk McCaskill	C	Apr. 9, 1961	U. of Vermont (ECAC)
5	85	Marc Behrend	G	Jan. 11, 1961	U. of Wisconsin (WCHA)
6	106	Bob O'Connor	G	Apr. 2, 1961	Boston College (H.E.)
7	127	Peter Nilsson	C	June 10, 1962	Hammarby (Sweden)
8	148	Dan McFall	C	Apr. 8, 1963	Buffalo Jr. Sabres
9	169	Greg Dick	G	Mar. 2, 1962	St. Marys H.S. (Minn.)
10	190	Vladimir Kadlec	D	Jan. 3, 1962	TJ Vitkovice (Czech.)
10	211	Dave Kirwin	D	May 10, 1963	Irondeale H.S. (Minn.)

## 1982

Rnd	Overall	Player	Position	Birthdate	Drafted From
1	12	Jim Kyte	D	Mar. 21, 1964	Cornwall (OHL)
4	74	Tom Martin	LW	May 11, 1964	Kelowna (BC Tier II)
4	75	Dave Ellett	D	Mar. 30, 1964	Ottawa (Tier II)
5	96	Tim Mishler	C	Oct. 3, 1963	E. Grand Forks H.S. (Minn.)
7	138	Derek Ray	RW	Oct. 10, 1963	Seattle Jr. B (Tier II)
8	159	Guy Gosselin	D	Jan. 6, 1964	John Marshall H.S. (Minn.)
9	180	Tom Ward	D	Jan. 16, 1964	Richfield H.S. (Minn.)
10	201	Michael Savage	LW	Apr. 8, 1964	Sudbury (OHL)
11	222	Bob Shaw	RW	Feb. 6, 1964	Penticton (BCJHL)
12	243	Jan Ericsson	C/LW	Sept. 2, 1962	AIK (Sweden)

**1983**

Rnd	Overall	Player	Position	Birthdate	Drafted From
1	8	Andrew McBain	RW	Jan. 18, 1965	North Bay (OHL)
1	14	Bobby Dollas	D	Jan. 31, 1965	Laval (QHL)
2	29	Brad Berry	D	Apr. 1, 1965	St. Albert Jrs. (Tier II)
3	43	Peter Taglianetti	D	Aug. 15, 1963	Providence College (H.E.)
4	69	Bob Essensa	G	Jan. 14, 1965	Henry Carr H.S. (Ont.)
5	89	Harry Armstrong	D	Jan. 30, 1965	Dubuque Jrs. (Minn.)
6	109	Joel Baillargeon	LW	Oct. 6, 1964	Hull (QHL)
7	129	Iain Duncan	LW	Oct. 6, 1964	North York (Ont.)
8	149	Ron Pessetti	D	Apr. 3, 1963	Western Michigan (CCHA)
9	169	Todd Fichel	D	Sept. 14, 1964	Gloucester Jrs. (Tier II)
10	189	Cory Wright	RW	June 10, 1965	Dubuque Jrs. (Minn.)
11	209	Eric Cormier	LW	June 10, 1964	St. Georges (Que.)
12	229	Jamie Husgen	D	Oct. 13, 1964	Des Moines

**1984**

Rnd	Overall	Player	Position	Birthdate	Drafted From
2	30	Peter Douris	C	Feb. 19, 1966	U. of New Hampshire (H.E.)
4	68	Chris Mills	D	May 30, 1966	Bramalea Jr. B
4	72	Sean Clement	D	Feb. 26, 1966	Brockville Jr. A
5	93	Scott Schneider	C	May 18, 1965	Colorado College (WCHA)
5	99	Brent Severyn	D	Feb. 22, 1966	Seattle (WHL)
6	114	Gary Lorden	D	Jan. 17, 1966	Bishop Hendrickson H.S.
7	135	Luciano Borsato	C	Jan. 7, 1966	Bramalea Jr. B
8	156	Brad Jones	C	June 26, 1965	U. of Michigan (CCHA)
9	177	Gord Whitaker	RW	Jan. 24, 1966	Colorado College (WCHA)
10	197	Rick Frost	LW	June 5, 1965	Melville Jr. A
11	218	Mike Warus	RW	Nov. 16, 1964	Lake Superior College (CCHA)
12	238	Jim Edmonds	G	July 8, 1965	Cornell U. (ECAC)

**1985**

Rnd	Overall	Player	Position	Birthdate	Drafted From
1	18	Ryan Stewart	C	June 1, 1967	Kamloops (WHL)
2	39	Roger Ohman	D	June 5, 1967	Leksand (Sweden)
3	60	Daniel Berthiaume	G	Jan. 26, 1966	Chicoutimi (QMJHL)
4	81	Fredrik Olausson	D	Oct. 5, 1966	Farjestad (Sweden)
5	102	John Borrell	RW	Mar. 23, 1967	Burnsville H.S.
6	123	Danton Cole	C	Jan. 10, 1967	Aurora Jr. A
7	144	Brent Mowery	LW	Mar. 10, 1966	Summerland
8	165	Tom Draper	G	Nov. 22, 1966	U. of Vermont (ECAC)
9	186	Nevin Kardum	C	Mar. 30, 1967	Henry Carr H.S.
10	207	Dave Quigley	G	Jan. 17, 1965	U. of Moncton
11	228	Chris Norton	D	Apr. 11, 1965	Cornell U. (ECAC)
12	249	Anssi Melametsa	C	June 21, 1961	HIFK (Finland)

**1986**

Rnd	Overall	Player	Position	Birthdate	Drafted From
1	8	Pat Elynuik	RW	Oct. 30, 1967	Prince Albert (WHL)
2	29	Teppo Numminen	D	July 3, 1968	Tappara (Finland)
3	50	Esa Palosaari	RW	Jan. 16, 1968	Karpat (Finland)
4	71	Hannu Jarvenpaa	RW	May 19, 1963	Karpat (Finland)
5	92	Craig Endean	LW	Apr. 13, 1968	Seattle (WHL)
6	113	Robbie Bateman	RW	Jan. 2, 1968	St. Laurent H.S.
8	155	Frank Furlan	G	Mar. 8, 1968	Sherwood Park (Alberta)
9	176	Mark Green	C	Dec. 26, 1967	New Hampton
10	197	John Blue	G	Feb. 19, 1966	U. of Minnesota (WCHA)
11	218	Matt Cote	D	Jan. 19, 1966	Lake Superior (CCHA)
12	239	Arto Blomsten	D	Mar. 16, 1965	Djurgarden (Sweden)

**1987**

Rnd	Overall	Player	Position	Birthdate	Drafted From
1	16	Brian Marchment	D	May 1, 1969	Belleville (OHL)
2	37	Patrik Erickson	C	Mar. 13, 1969	Brynas (Sweden)
4	79	Don McLennan	D	Oct. 4, 1968	U. of Denver (WCHA)
5	96	Ken Gernander	C	June 30, 1969	Greenway H.S.
5	100	Darrin Amundson	C	Nov. 9, 1968	Duluth East H.S.
6	121	Joe Harwell	D	Nov. 21, 1968	Murray Hill H.S.
7	142	Tod Hartje	C	Feb. 27, 1968	Harvard U. (ECAC)
8	163	Markku Kyllonen	RW	Feb. 2, 1962	Karpat (Finland)
9	184	Jim Fernholz	RW	Mar. 16, 1969	White Bear Lake H.S.
11	226	Roger Rougelot	G	July 13, 1968	Madison Jrs.
12	247	Hans Goran Elo	G	June 27, 1966	Djurgarden (Sweden)



## 1988

Rnd	Overall	Player	Position	Birthdate	Drafted From
1	10	Teemu Selanne	RW	July 3, 1970	Jokerit (Finland)
2	31	Russell Romaniuk	LW	June 9, 1970	St. Boniface Jr. A
3	52	Stephane Beauregard	G	Jan. 10, 1968	St-Jean (QMJHL)
4	73	Brian Hunt	C	Feb. 12, 1969	Oshawa (OHL)
5	94	Anthony Joseph	RW	Mar. 1, 1969	Oshawa (OHL)
5	101	Benoit Lebeau	LW	June 4, 1968	Merrimack College
6	115	Ronald Jones	RW	Feb. 7, 1969	Windsor (OHL)
7	127	Markus Akerblom	C	Nov. 22, 1969	Bjorkloven (Sweden)
7	136	Jukka Marttila	D	Apr. 15, 1968	Tappara (Finland)
8	157	Mark Smith	C	Oct. 13, 1969	Trinity (USS)
9	178	Mike Helber	C	June 23, 1970	Ann Arbour (USS)
10	199	Pavel Kostichkin	C	Nov. 9, 1968	CSKA (USSR)
11	220	Kevin Heise	LW	Sept. 9, 1968	Lethbridge (WHL)
12	241	Kyle Galloway	D	Nov. 10, 1969	U. of Manitoba

## 1989

Rnd	Overall	Player	Position	Birthdate	Drafted From
1	4	Stu Barnes	C	Dec. 25, 1970	Tri-Cities (WHL)
2	25	Dan Ratushny	D	Oct. 29, 1970	Cornell U. (ECAC)
3	46	Jason Cirone	C	Feb. 21, 1971	Cornwall (OHL)
3	62	Kris Draper	C	May 24, 1971	Canadian National
4	64	Mark Brownschidle	D	Oct. 26, 1970	Boston U. (H.E.)
4	69	Alain Roy	G	Feb. 6, 1970	Harvard U. (ECAC)
6	109	Dan Bylsma	LW	Sept. 19, 1970	Bowling Green (CCHA)
7	130	Pekka Peltola	RW	June 24, 1965	HPK (Finland)
7	131	Doug Evans	D	July 12, 1971	Michigan U. (CCHA)
8	151	Jim Solly	C	Mar. 19, 1970	Bowling Green (CCHA)
9	172	Stephane Gauvin	LW	Apr. 16, 1970	Cornell U. (ECAC)
10	193	Joe Larson	C	Aug. 17, 1970	Minnetonka (USS)
11	214	Bradley Podiak	LW	Mar. 26, 1971	Wayzata (USS)
12	235	Evgeny Davydov	RW	May 27, 1967	CSKA (USSR)
12	240	Sergei Kharin	RW	Feb. 20, 1963	Krylja Sovetov (USSR)

## 1990

Rnd	Overall	Player	Position	Birthdate	Drafted From
1	19	Keith Tkachuk	LW	Mar. 28, 1972	Malden Catholic (USS)
2	35	Mike Muller	D	Sept. 18, 1971	Wayzata (USS)
4	74	Roman Meluzin	RW	June 17, 1972	Zetor (Czech.)
4	75	Scott Levins	RW	Jan. 30, 1970	Tri-City (WHL)
4	77	Alexei Zhamnov	C	Oct. 1, 1970	Dynamo Moscow (USSR)
5	98	Craig Martin	RW	Jan. 21, 1971	Hull (QMJHL)
6	119	Daniel Jarde myr	D	May 28, 1971	Uppsala (Sweden)
7	140	John Lilley	C	Aug. 3, 1972	Cushing Academy (USS)
8	161	Henrik Andersson	D	Jan. 19, 1970	Vasteras (Sweden)
9	182	Rauli Raitanen	C	Jan. 14, 1970	Assat (Finland)
10	203	Mika Alatalo	LW	June 11, 1971	Kookoo (Finland)
11	224	Sergei Selyanin	D	Oct. 20, 1966	Khimik (USSR)
12	245	Keith Morris	C	Apr. 24, 1971	Alaska-Anchorage (NCAA)

## 1991

Rnd	Overall	Player	Position	Birthdate	Drafted From
1	5	Aaron Ward	D	Jan. 17, 1973	Michigan Univ. (CCHA)
3	49	Dmitri Filimonov	D	Oct. 14, 1971	Dynamo Moscow (USSR)
5	91	Juha Ylonen	C	Feb. 13, 1972	Kiekko-Espoo (Finland)
5	99	Yan Kaminsky	LW	July 28, 1971	Dynamo Moscow (USSR)
6	115	Jeff Sebastian	D	Nov. 21, 1971	Seattle (WHL)
8	159	Jeff Ricciardi	D	June 22, 1971	Ottawa (OHL)
9	181	Sean Gauthier	G	Mar. 28, 1971	Kingston (OHL)
10	203	Igor Ulanov	D	Oct. 1, 1969	Khimik (USSR)
11	225	Jason Jennings	RW	Mar. 16, 1971	Western Michigan (CCHA)
12	247	Sergei Sorokin	D	Oct. 2, 1969	Dynamo Moscow (USSR)

**1992**

Rnd	Overall	Player	Position	Birthdate	Drafted From
1	17	Sergei Bautin	D	Mar. 11, 1967	Dynamo Moscow (CIS)
2	27	Boris Mironov	D	Mar. 21, 1972	CSKA (CIS)
3	60	Jeremy Stevenson	LW	July 28, 1974	Cornwall (OHL)
4	84	Mark Visheau	D	June 27, 1973	London (OHL)
6	132	Alexander Alexeyev	D	Mar. 21, 1974	Sokol (CIS)
7	155	Artur Oktyabrev	D	Nov. 26, 1973	CSKA (CIS)
7	156	Andrei Raitsky	C	Mar. 30, 1970	Torpedo Ust-Kamenogorsk (CIS)
9	204	Nikolai Khabibulin	G	Jan. 13, 1973	CSKA (CIS)
10	228	Yevgeny Garanin	C	Aug. 3, 1973	Khimik (CIS)
10	229	Teemu Numminen	C	Dec. 23, 1973	Stoneham (USS)
11	252	Andrei Karpovtsev	LW	Feb. 25, 1974	Dynamo-2 Moscow (CIS)
11	254	Ivan Vologzhaninov	RW	Apr. 7, 1974	Sokol (CIS)

**1993**

Rnd	Overall	Player	Position	Birthdate	Drafted From
1	15	Mats Lindgren	C	Oct. 1, 1974	Skelleftea (Sweden)
2	31	Scott Langkow	G	Apr. 21, 1975	Portland (WHL)
2	43	Alexei Budayev	C	Apr. 24, 1975	Kristall Elektrostal (CIS)
4	79	Ruslan Batyrshin	D	Feb. 19, 1975	Dynamo-2 Moscow (CIS)
4	93	Ravil Gusmanov	RW	July 25, 1972	Traktor (CIS)
5	119	Larry Courville	LW	Apr. 2, 1975	Newmarket (OHL)
6	145	Michal Grosek	LW	June 1, 1975	ZPS Zlin (Czech Republic)
7	171	Martin Woods	D	May 14, 1975	Victoriaville (QMJHL)
8	197	Adrian Murray	D	Sept. 14, 1975	Newmarket (OHL)
9	217	Vladimir Potapov	RW	June 21, 1975	Kristall Elektrostal (CIS)
9	223	Ilya Stashenkov	D	Aug. 26, 1974	Krylja Sovetov (CIS)
9	228	Harijs Vitolinsh	C	Apr. 30, 1968	Chur (Switzerland)
11	285	Russ Hewson	LW	Jan. 12, 1975	Swift Current (WHL)

**1994**

Rnd	Overall	Player	Position	Birthdate	Drafted From
2	30	Deron Quint	D	Mar. 24, 1976	Seattle (WHL)
3	56	Dorian Anneck	C	Apr. 24, 1976	Victoria (WHL)
3	58	Tavis Hansen	C	June 17, 1975	Tacoma (WHL)
4	82	Steve Cheredaryk	D	Nov. 20, 1975	Medicine Hat (WHL)
5	108	Craig Mills	RW	Aug. 27, 1976	Belleville (OHL)
6	143	Steve Vezina	G	Oct. 25, 1975	Beauport (QMJHL)
6	146	Chris Kibermanis	D	Mar. 24, 1976	Red Deer (WHL)
8	186	Ramil Saifullin	C	Apr. 8, 1976	Avangard (CIS)
9	212	Henrik Smangs	G	Jan. 19, 1976	Leksand (Sweden)
10	238	Mike Mader	D	Nov. 7, 1975	Loomis (USS)
11	264	Jason Issel	LW	Mar. 1, 1976	Prince Albert (WHL)

**1995**

Rnd	Overall	Player	Position	Birthdate	Drafted From
1	7	Shane Doan	RW	Oct. 10, 1976	Kamloops (WHL)
2	32	Marc Chouinard	C	May 6, 1977	Beauport (QMJHL)
2	34	Jason Doig	D	Jan. 29, 1977	Laval (QMJHL)
3	67	Brad Isbister	RW	May 7, 1977	Portland (WHL)
4	84	Justin Kurtz	D	Jan. 14, 1977	Brandon (WHL)
5	121	Brian Elder	G	June 8, 1976	Brandon (WHL)
6	136	Sylvain Daigle	G	Oct. 20, 1976	Shawinigan (QMJHL)
7	162	Paul Traynor	D	Sept. 14, 1977	Kitchener (OHL)
8	188	Jaroslav Obsut	D	Sept. 3, 1976	N. Battleford (SJHL)
8	189	Fredrik Loven	C	Mar. 14, 1977	Djurgarden (Sweden)
9	214	Rob DeCiantis	C	June 11, 1977	Kitchener (OHL)

**1996**

Rnd	Overall	Player	Position	Birthdate	Drafted From
1	11	Dan Focht	D	Dec. 31, 1977	Tri-City (WHL)
1	24	Daniel Briere	C	Oct. 6, 1977	Drummondville (QMJHL)
3	62	Per-Anton Lundstrom	D	Sept. 29, 1977	Mo Do (Sweden)
5	119	Richard Lintner	D	Nov. 15, 1977	Trencin Jr. (Slovakia Jrs.)
6	139	Robert Esche	G	Jan. 22, 1978	Detroit (OHL)
7	174	Trevor Letowski	C	Apr. 5, 1977	Sarnia (OHL)
8	200	Nicholas Lent	RW	June 10, 1977	Omaha Jr. A (USHL)
9	226	Marc-Etienne Hubert	C	Apr. 20, 1978	Laval (QMJHL)



## 1997

Rnd	Overall	Player	Position	Birthdate	Drafted From
2	43	Juha Gustafsson	D	Apr. 26, 1979	Keikko-Espoo (Finland)
4	96	Scott McCallum	D	Feb. 15, 1979	Tri-City (WHL)
5	123	Curtis Suter	D	Aug. 5, 1979	Spokane (WHL)
6	151	Robert Francz	LW	Mar. 30, 1978	Peterborough (OHL)
8	207	Alex Andreyev	D	Sept. 14, 1979	Weyburn (SJHL)
9	233	Wyatt Smith	C	Feb. 13, 1977	U. of Minnesota (WCHA)

## 1998

Rnd	Overall	Player	Position	Birthdate	Drafted From
1	14	Patrick DesRochers	G	Oct. 27, 1979	Sarnia (OHL)
2	43	Ossi Vaananen	D	Aug. 8, 1980	Jokerit Jr. (Finland Jr.)
3	73	Pat O' Leary	C	Sept. 2, 1979	Armstrong HS (USHSW)
4	100	Ryan Vanbuskirk	D	Jan. 12, 1980	Sarnia (OHL)
5	115	Jay Leach	D	Sept. 2, 1979	Providence College (H.E.)
5	116	Josh Blackburn	G	Nov. 13, 1978	Lincoln (USHL Jr. A)
5	129	Robert Schnabel	D	Nov. 10, 1978	Red Deer (WHL)
6	160	Rickard Wallin	C	Apr. 19, 1980	Farjestad Jr. (Swe. Jr.)
7	187	Erik Westrum	C	July 26, 1979	Minnesota (WCHA)
8	214	Justin Hansen	RW	June 11, 1980	Moose Jaw (WHL)

## 1999

Rnd	Overall	Player	Position	Birthdate	Drafted From
1	15	Scott Kelman	C	May 7, 1981	Seattle (WHL)
1	19	Kirill Safronov	D	Feb. 26, 1981	St. Petersburg (Russian Sr.)
2	53	Brad Ralph	LW	Oct. 17, 1980	Oshawa (OHL)
3	71	Jason Jaspers	C	Apr. 8, 1981	Sudbury (OHL)
4	116	Ryan Lauzon	C	Oct. 8, 1980	Hull (QMJHL)
4	123	Preston Mizzi	C	Dec. 22, 1980	Peterborough (OHL)
6	168	Erik Lewerstrom	D	May 28, 1980	Grums (Sweden)
8	234	Goran Bezina	D	Mar. 21, 1980	HC Fribourg-Gotteron (Swiss)
9	262	Alexei Litvinenko	D	Mar. 7, 1980	Torpedo (Kzak)

## 2000

Rnd	Overall	Player	Position	Birthdate	Drafted From
1	19	Krystofer Kolanos	C	July 27, 1981	Boston College (H.E.)
2	53	Alexander Tatarinov	RW	Apr. 14, 1982	Yaroslavl 2 (Russia)
3	85	Ramzi Abid	LW	Mar. 24, 1980	Halifax (QMJHL)
5	160	Nate Kiser	D	May 4, 1982	Plymouth (OHL)
6	186	Brent Gauvreau	C	June 29, 1980	Oshawa (OHL)
7	217	Igor Samoilov	D	Jan. 23, 1982	Yaroslavl (Russia)
8	249	Sami Venalainen	RW	Oct. 14, 1981	Tappara Jr. (Finland)
9	281	Peter Fabus	C	July 15, 1979	Dukla Trencin (Slovakia)

## 2001

Rnd	Overall	Player	Position	Birthdate	Drafted From
1	11	Fredrik Sjostrom	RW	May 6, 1983	Frolunda (Sweden)
2	31	Matthew Spiller	D	Feb. 7, 1983	Seattle (WHL)
2	45	Martin Podlesak	C	Sept. 26, 1982	Lethbridge (WHL)
3	78	Beat Forster	D	Feb. 2, 1983	Davos (Swiss)
5	148	David Klema	C	Apr. 3, 1982	Des Moines (USHL)
6	180	Scott Polaski	RW	Aug. 4, 1982	Sioux City (USHL)
7	210	Steve Belanger	G	May 20, 1983	Kamloops (WHL)
8	243	Frantisek Lukes	LW	Sept. 25, 1982	Toronto (OHL)
9	273	Severin Blindenbacher	D	Mar. 15, 1983	Kloten (Swiss)

## 2002

Rnd	Overall	Player	Position	Birthdate	Drafted From
1	19	Jakub Koreis	C	June 26, 1984	Plezen (CZE)
1	23	Ben Eager	LW	Jan. 22, 1984	Oshawa (OHL)
2	46	David LeNeveu	G	May 23, 1983	Cornell University (ECAC)
3	70	Joe Callahan	D	Dec. 20, 1982	Yale University (ECAC)
3	80	Matt Jones	D	Aug. 8, 1983	North Dakota (WCHA)
4	97	Lance Monych	RW	July 25, 1984	Brandon (WHL)
5	132	John Zeiler	RW	Nov. 21, 1982	Sioux City (USHL)
6	186	Jeff Pietrasiak	G	Apr. 5, 1983	Berkshire (USHSE)
7	216	Ladislav Kouba	LW	Sept. 10, 1983	Red Deer (WHL)
8	249	Marcus Smith	D	Jan. 14, 1983	Kitchener (OHL)
9	280	Russell Spence	C	Jan. 1, 1982	Opaskwayak (OCN) (MJHL)



**2003**

Rnd	Overall	Player	Position	Birthdate	Drafted From
3	77	Tyler Redenbach	C/LW	Sept. 25, 1984	Swift Current (WHL)
3	80	Dmitri Pestunov	C	Jan. 22, 1985	Magnitogorsk (Russia)
4	115	Liam Lindstrom	C	Jan. 12, 1985	Mora (Sweden)
6	178	Ryan Gibbons	RW	Jan. 1, 1985	Seattle (WHL)
7	208	Randall Gelech	C/RW	Feb. 2, 1984	Kelowna (WHL)
8	242	Eduard Lewandowski	LW	May 3, 1980	Koln (Germany)
9	272	Sean Sullivan	D	Mar. 29, 1984	St. Sebastian's (USHSE)
9	290	Loic Burkhalter	C	Feb. 11, 1980	Ambri (Swiss)

**2004**

Rnd	Overall	Player	Position	Birthdate	Drafted From
1	5	Blake Wheeler	RW	Aug. 31, 1986	Breck (USHSW)
2	35	Logan Stephenson	D	Feb. 19, 1986	Tri-City (WHL)
2	50	Enver Lisin	RW	Apr. 22, 1986	Saratov (Russia)
4	103	Roman Tomanek	RW	Jan. 28, 1986	Povazka Bystrica (Slovakia)
4	119	Kevin Porter	C/LW	Mar. 12, 1986	US National Under-18 (USA)
6	168	Kevin Cormier	LW	Jan. 27, 1986	Moncton Jr A (MJHL)
7	199	Chad Kolarik	C	Jan. 26, 1986	US National Under-18 (USA)
8	240	Aaron Gagnon	C	Apr. 24, 1986	Seattle (WHL)
9	261	William Engasser	LW	Sept. 25, 1985	Blake (USHSW)
9	265	Daniel Winnik	C/LW	Mar. 6, 1985	New Hampshire (H.E.)

**2005**

Rnd	Overall	Player	Position	Birthdate	Drafted From
1	17	Martin Hanzal	C	Feb. 20, 1987	Budejovice Jr. (Czech Rep.)
2	59	Pier-Olivier Pelletier	G	Apr. 8, 1987	Drummondville (QMJHL)
4	105	Keith Yandle	D	Sept. 9, 1986	Cushing Academy (USHSE)
5	148	Anton Krysanov	C	Mar. 25, 1987	Togliatti (Russia)
7	212	Pat Brosnihan	RW	Aug. 20, 1986	Worcester Academy (USHSE)

**2006**

Rnd	Overall	Player	Position	Birthdate	Drafted From
1	8	Peter Mueller	C	Apr. 14, 1988	Everett (WHL)
1	29	Chris Summers	D	Feb. 5, 1988	US National Under-18 (USA)
3	88	Jonas Ahnelov	D	Dec. 11, 1987	Frolunda (Sweden)
5	130	Brett Bennett	G	Mar. 8, 1988	US National Under-18 (USA)
5	131	Martin Latal	RW	Mar. 17, 1988	Kladno (Czech Rep.)
5	152	Jordan Bendfeld	D	Feb. 9, 1988	Medicine Hat (WHL)
7	188	Chris Frank	D	Jan. 8, 1986	Western Michigan (CCHA)
7	196	Benn Ferriero	C/RW	Apr. 29, 1987	Boston College (H-East)

**2007**

Rnd	Overall	Player	Position	Birthdate	Drafted From
1	3	Kyle Turris	C	Aug. 14, 1989	Burnaby (BCHL)
1	30	Nick Ross	D	Feb. 10, 1989	Regina (WHL)
2	32	Brett MacLean	LW	Dec. 24, 1988	Oshawa (OHL)
2	36	Joel Gistedt	G	Dec. 7, 1987	Uddevalla (Sweden)
4	103	Vladimir Ruzicka	C	Feb. 17, 1989	Slavia (Czech Republic)
5	123	Maxim Goncharov	D	June 15, 1989	CSKA 2 (Russia)
6	153	Scott Darling	G	Dec. 22, 1988	Capital Dist. (EJHL)

**2008**

Rnd	Overall	Player	Position	Birthdate	Drafted From
1	8	Mikkel Boedker	RW	Dec. 16, 1989	Kitchener (OHL)
1	28	Viktor Tikhonov	RW	May 12, 1988	Cherepovets (Russia)
2	49	Jared Staal	RW	Aug. 21, 1990	Sudbury (OHL)
3	69	Michael Stone	D	June 7, 1990	Calgary (WHL)
3	76	Mathieu Brodeur	D	June 21, 1990	Cape Breton (QMJHL)
4	99	Colin Long	C	June 19, 1989	Kelowna (WHL)
6	159	Brett Hextall	RW	Apr. 2, 1988	Penticton (BCHL)
7	189	Tim Billingsley	D	Jan. 17, 1990	Mississauga St. Michael's (OHL)

**2009**

Rnd	Overall	Player	Position	Birthdate	Drafted From
1	6	Oliver Ekman-Larsson	D	July 17, 1991	Leksand (Sweden-2)
2	36	Chris Brown	RW	Feb. 3, 1991	U.S. Under-18 (NTDP)
3	91	Michael Lee	G	Oct. 5, 1990	Fargo (USHL)
4	97	Jordan Szwarz	RW	May 14, 1991	Saginaw (OHL)
4	105	Justin Weller	D	July 26, 1991	Red Deer (WHL)
6	157	Evan Bloodoff	LW	Nov. 21, 1990	Kelowna (WHL)



## 2010

Rnd	Overall	Player	Position	Birthdate	Drafted From
1	13	Brandon Gormley	D	Feb. 18, 1992	Moncton (QMJHL)
1	27	Mark Visentin	G	Aug. 7, 1992	Niagara (OHL)
2	52	Philip Lane	RW	May 29, 1992	Brampton (OHL)
2	57	Oscar Lindberg	C	Oct. 29, 1991	Skelleftea (Sweden)
5	138	Louis Domingue	G	Mar. 6, 1992	Quebec (QMJHL)

## 2011

Rnd	Overall	Player	Position	Birthdate	Drafted From
1	20	Connor Murphy	D	Mar. 26, 1993	U.S. NTDP (USHL)
2	51	Alexander Ruutu	C	Dec. 9, 1992	Jokerit (SM-liiga)
2	56	Lucas Lessio	LW	Jan. 23, 1993	Oshawa (OHL)
3	84	Harrison Ruopp	D	Mar. 17, 1993	Prince Albert (WHL)
4	111	Kale Kessy	LW	Dec. 4, 1992	Medicine Hat (WHL)
5	141	Darian Dziurzynski	LW	Mar. 30, 1992	Saskatoon (WHL)
6	155	Andrew Fritsch	RW	Mar. 24, 1993	Owen Sound (OHL)
7	196	Zac Larraza	LW	Feb. 25, 1993	U.S. NTDP (USHL)

## 2012

Rnd	Overall	Player	Position	Birthdate	Drafted From
1	27	Henrik Samuelsson	RW	Feb. 7, 1994	Edmonton (WHL)
2	58	Jordan Martinook	C	July 25, 1992	Vancouver (WHL)
3	88	James Melindy	D	Dec. 11, 1993	Moncton (QMJHL)
4	102	Rhett Holland	D	Sept. 25, 1993	Okotoks (AJHL)
5	148	Niklas Tikkinen	D	June 1, 1994	Espoo (FIN)
6	178	Hunter Fejes	LW	May 31, 1994	Shattuck St. Mary's (MN-HS)
7	184	Marek Langhamer	G	July 22, 1994	HC Pardubice (Czech)
7	208	Justin Hache	D	Jan. 10, 1994	Shawinigan (QMJHL)

## 2013

Rnd	Overall	Player	Position	Birthdate	Drafted From
1	12	Max Domi	C	Mar. 2, 1995	London (OHL)
2	39	Laurent Dauphin	C	Mar. 27, 1995	Chicoutimi (QMJHL)
3	62	Yan-Pavel Laplante	C	Apr. 23, 1995	Prince Edward (QMJHL)
5	133	Connor Clifton	D	Apr. 28, 1995	USA U-18 (USHL)
6	163	Brendan Burke	G	Mar. 11, 1995	Portland (WHL)
7	193	Jedd Soleway	RW	May 12, 1994	Penticton (BCHL)

## 2014

Rnd	Overall	Player	Position	Birthdate	Drafted From
1	12	Brendan Perlini	LW	Apr. 27, 1996	Niagara (OHL)
2	43	Ryan MacInnis	C	Feb. 14, 1996	Kitchener (OHL)
2	58	Christian Dvorak	LW	Feb. 2, 1996	London (OHL)
3	87	Anton Karlsson	RW	Aug. 3, 1996	Frolunda Jr. (Sweden)
4	117	Michael Bunting	LW	Sept. 17, 1995	Sault Ste. Marie (OHL)
5	133	Dysin Mayo	D	Aug. 17, 1996	Edmonton (WHL)
6	163	David Westlund	D	Feb. 5, 1995	Brynäs Jr. (Sweden)
7	191	Jared Fiegl	LW	Jan. 23, 1996	USA U18 (USDP)
7	193	Edgars Kulda	LW	Nov. 13, 1994	Edmonton (WHL)

## 2015

Rnd	Overall	Player	Position	Birthdate	Drafted From
1	3	Dylan Strome	C	Mar. 7, 1997	Erie (OHL)
1	30	Nick Merkley	RW	May 23, 1997	Kelowna (WHL)
2	32	Christian Fischer	RW	Apr. 15, 1997	USA U-18 (USHL)
3	63	Kyle Capobianco	D	Aug. 13, 1997	Sudbury (OHL)
3	76	Adin Hill	G	May 11, 1996	Portland (WHL)
3	81	Brendan Warren	LW	May 7, 1997	USA U-18 (USHL)
3	83	Jens Looke	RW	Apr. 11, 1997	Brynäs (Sweden)
5	123	Conor Garland	RW	Mar. 11, 1996	Moncton (QMJHL)
7	183	Erik Kallgren	G	Oct. 14, 1996	Linköping Jr. (Sweden Jr.)

## 2016

Rnd	Overall	Player	Position	Birthdate	Drafted From
1	7	Clayton Keller	C	July 29, 1998	USA U18 (USDP)
1	16	Jakob Chychrun	D	Mar. 31, 1998	Sarnia (OHL)
3	68	Cam Dineen	D	Jun. 19, 1998	North Bay (OHL)
6	158	Patrick Kudla	D	Apr. 2, 1996	Oakville (OJHL)
7	188	Dean Stewart	D	Jun. 12, 1998	Portage (MJHL)



## 1979

- June 5 Morris Lukowich reclaimed by Pittsburgh prior to the Expansion Draft.
- June 9 Morris Lukowich claimed as a priority selection.
- June 9 Barry Long reclaimed by Detroit prior to the Expansion Draft.
- June 9 Campbell reclaimed by St. Louis from Winnipeg prior to the Expansion Draft.
- June 9 Scott Campbell claimed as priority selection by Winnipeg.
- June 9 Bobby Hull reclaimed by Chicago prior to the Expansion Draft.
- June 13 17 players claimed in the NHL Expansion Draft: Peter Marsh (Montreal), Lindsay Middlebrook (NY Rangers), Bobby Hull (Chicago), Al Cameron (Detroit), Dave Hoyda (Philadelphia), Jim Roberts (Minnesota), Lorne Stamler (Toronto), Mark Heaslip (Los Angeles), Pierre Hamel (Toronto), Gord McTavish (St. Louis), Gord Smith (Washington), Clark Hamilton (Detroit), Jim Cunningham (Philadelphia), Dennis Abgrall (Los Angeles), Bill Riley (Washington), Gene Carr (Atlanta), and Hilliard Graves (Vancouver).
- June 28 Barry Melrose acquired from Quebec for Jamie Hislop and Barry Legge.
- July 25 Wayne Dillion acquired from NY Rangers for future considerations.
- Oct. 4 Ron Wilson acquired from Montreal for cash.

## 1980

- Feb. 27 Kris Manery claimed on waivers from Vancouver.
- Feb. 27 Bobby Hull traded to Hartford for future considerations.
- May 22 Doug Smail signed as a free agent.
- May 26 Barry Legge acquired from Quebec for cash.
- June 19 Rick Bowness acquired from St. Louis for Craig Norwich.
- Sept. 26 Norm Dupont acquired from Montreal for a 2nd round draft choice (David Maley) in 1982.
- Oct. 8 Danny Geoffrion acquired from Quebec for cash.
- Oct. 31 Barry Long acquired from Detroit for cash.
- Nov. 30 Barry Melrose claimed on waivers by Toronto.
- Dec. 1 Doug Lecuyer and Tim Trimper acquired from Chicago for Peter Marsh.
- Dec. 2 Richard Mulhern traded to Toronto for cash.

## 1981

- Jan. 12 Rick Dudley claimed on waivers from Buffalo.
- Feb. 10 Michel Dion acquired from Quebec for cash.
- July 2 Bryan Maxwell, Ed Staniowski and Paul MacLean acquired from St. Louis for Scott Campbell and John Markell.
- July 15 Lucien DeBlois acquired from Colorado for Brent Ashton and a 3rd round draft choice (Dave Kasper) in 1982.
- July 31 Lindsay Middlebrook traded to Minnesota for cash.
- Sept. 8 Doug Soetaert acquired from NY Rangers for a 3rd draft round choice (Vesa Salo) in 1983.
- Oct. 5 Serge Savard claimed from Montreal in Waiver Draft.
- Oct. 5 Craig Levie claimed from Montreal in Waiver Draft.

## 1982

- May 5 Brian Hayward signed as a free agent.
- Oct. 4 Doug Lecuyer claimed by Pittsburgh in Waiver Draft.

## 1983

- Mar. 7 Laurie Boschman acquired from Edmonton for Willy Lindstrom.
- June 8 Dave Christian traded to Washington for 1st round draft choice (Bobby Dollas) in 1983.
- July 4 Norm Dupont traded to Hartford for 4th round draft choice (Chris Mills) in 1984.
- Aug. 3 Tim Young acquired from Minnesota for Craig Levie and the rights to Tom Ward.
- Nov. 4 Robert Picard acquired from Montreal for 3rd round draft choice (Patrick Roy) in 1984.
- Nov. 10 Mike Veisor acquired from Hartford for Ed Staniowski.

## 1984

- Jan. 12 Jordy Douglas acquired from Minnesota for Tim Trimper.
- Feb. 6 Jimmy Mann traded to Quebec for 5th round draft choice (Brent Severyn) in 1984.
- Mar. 5 Randy Carlyle acquired from Pittsburgh for 1st round draft choice (Doug Bodger) in 1984 and future considerations (Moe Mantha).

- May 1 Moe Mantha traded to Pittsburgh as future considerations in previous trade (Mar. 5, 1984).
- June 13 Perry Turnbull acquired from Montreal for Lucien DeBlois.
- Oct. 9 Mark Holden acquired from Montreal for Doug Soetaert.
- Oct. 16 Tim Young traded to Philadelphia for future considerations.

## 1985

- Feb. 4 Jim Nill acquired from Boston for Morris Lukowich.
- Sept. 27 Eldon Reddick signed as a free agent.
- Nov. 21 Ray Neufeld acquired from Hartford for Dave Babych.
- Nov. 27 Mario Marois acquired from Quebec for Robert Picard.

## 1986

- Jan. 31 Bill Derlago acquired from Boston for Wade Campbell.
- June 21 Gilles Hamel acquired from Buffalo for Scott Arniel.
- July 3 Murray Eaves traded to Edmonton for future considerations.
- Aug. 19 Steve Penney and the rights to Jan Ingman acquired from Montreal for Brian Hayward.

## 1987

- Jan. 5 Bill Derlago traded to Quebec 4th round draft choice (Mark Brownschilde) in 1989.
- Jan. 8 Steve Rooney acquired from Montreal for 3rd round draft choice (Francois Gravel) in 1987.
- June 5 Perry Turnbull traded to St. Louis for 5th round draft choice (Ken Gernander) in 1987.
- June 8 Brian Mullen traded to NY Rangers with 10th round draft choice (Brett Barnett) in 1987 for 5th round choice (Benoit Lebeau) in 1988 and 3rd round draft choice (Denny Felsner) in 1989.
- July 16 Guy Larose signed as a free agent.
- Dec. 16 Paul Boutilier acquired from NY Rangers for future considerations.
- Dec. 17 Stu Kulak acquired from Quebec for Bobby Dollas.

## 1988

- Jan. 11 Mark Kumpel acquired from Detroit for Jim Nill.
- Jan. 14 Alfie Turcotte acquired from Montreal for future considerations.
- June 13 Brent Ashton acquired from Detroit for Paul MacLean.
- July 15 Steve Fletcher signed as a free agent.
- July 19 Alain Chevrier acquired from New Jersey with 7th round draft choice (Doug Evans) in 1989 for Steve Rooney and 3rd round draft choice (Brad Bombardir) in 1990.
- July 29 Joel Baillargeon traded to Quebec for future considerations.
- Sept. 29 Peter Douris traded to St. Louis for 12th round draft choice (Sergei Kharin) in 1989, 4th round draft choice (Scott Levins) in 1990 and Kent Carlson.
- Oct. 3 Dave Hunter claimed from Edmonton in Waiver Draft.
- Nov. 25 Paul Fenton acquired from Los Angeles for Gilles Hamel.
- Dec. 6 Gord Donnelly acquired from Quebec for Mario Marois.
- Dec. 12 Steve Fletcher traded to Philadelphia for future considerations.
- Dec. 30 Moe Lemay acquired from Boston for Ray Neufeld.

## 1989

- Jan. 14 Dave Hunter claimed on waivers by Edmonton.
- Jan. 19 Alain Chevrier traded to Chicago for 4th round draft choice (Allain Roy) in 1989.
- June 17 Randy Cunneynworth, Rick Tabaracci and Dave McLlwin acquired from Pittsburgh for Jim Kyte, Andrew McBain and Randy Gilhen.
- June 17 Greg Paslawski and 3rd round draft choice (Kris Draper) in 1989 acquired from St. Louis for 3rd round draft choice (Denny Felsner) in 1989 and 2nd round draft choice (Steve Staios) in 1991.
- July 21 Shawn Cronin acquired from Philadelphia for future considerations.
- Sept. 28 Eldon Reddick traded to Edmonton for future considerations.
- Nov. 30 Phil Sykes acquired from Los Angeles for Brad Jones.
- Dec. 13 Paul MacDermid acquired from Hartford for Randy Cunneynworth.

## 1990

- Jan. 22 Doug Evans acquired from St. Louis for Ron Wilson.
- Jan. 22 Daniel Berthiaume traded to Minnesota for future considerations.
- June 9 Phil Housley, Scott Arniel, Jeff Parker and 1st round draft choice (Keith Tkachuk) in 1990 acquired from Buffalo for Dale Hawerchuk and 1st round draft choice (Brad May) in 1990.



- July 10 Simon Wheeldon acquired from NY Rangers for Brian McReynolds.
- Sept. 6 Laurie Boschman traded to New Jersey for Bob Brooke.
- Sept. 6 Craig Duncanson acquired from Minnesota for Brian Hunt.
- Sept. 30 Peter Taglianetti traded to Minnesota for future considerations.
- Nov. 7 Don Barber acquired from Minnesota for Doug Smail.
- Nov. 10 Eddie Olczyk and Mark Osborne acquired from Toronto for Dave Ellett and Paul Fenton.
- Dec. 14 Mike Eagles acquired from Chicago for 4th round draft choice (Igor Kravchuk) in 1991.

**1991**

- Jan. 22 Rudy Poeschek acquired from NY Rangers for Guy Larose.
- Feb. 4 Greg Paslawski traded to Buffalo for future considerations.
- Feb. 28 Tom Draper traded to St. Louis for future considerations (Jim Vesey).
- May 21 Bob Joyce, Kent Paynter and Tyler Larter acquired from Washington for Brent Hughes, Craig Duncanson and Simon Wheeldon.
- May 24 Jim Vesey acquired from St. Louis as future considerations in previous trade (Feb. 28, 1991).
- May 24 Tom Draper acquired from St. Louis for future considerations.
- May 30 Tyler Larter claimed by Minnesota in Expansion Draft.
- May 31 Rob Murray and future considerations acquired from Minnesota for 7th round draft choice (Geoff Finch) in 1991 and future considerations.
- June 20 Jim Vesey traded to Boston for future considerations.
- June 22 Tom Draper traded to Buffalo for 7th round draft choice (Artur Oktyabrev) in 1992.
- July 16 Troy Murray and Warren Rychel acquired from Chicago for Bryan Marchment and Chris Norton.
- Oct. 11 Dean Kennedy, Mike Hartman and Darrin Shannon acquired from Buffalo for Dave McLlwain, Gord Donnelly, 5th round draft choice (Yuri Khmylev) in 1992 and future considerations.
- Oct. 15 Tony Joseph traded to Minnesota for Tyler Larter.
- Oct. 22 Sergei Kharin traded to Quebec for Shawn Anderson.
- Oct. 23 Shawn Anderson traded to Washington for future considerations.
- Oct. 29 Petri Skriko acquired from Boston for Brent Ashton.
- Nov. 12 Don Barber claimed on waivers by Quebec.
- Nov. 22 Scott Arniel traded to Boston for future considerations.
- Nov. 26 Mario Marois acquired from St. Louis for future considerations.
- Dec. 30 Tony Joseph and future considerations acquired from Minnesota for Warren Rychel.

**1992**

- Jan. 10 Aaron Broten signed as a free agent.
- Feb. 27 Moe Mantha traded to Philadelphia for future considerations.
- Mar. 2 Mike Lalor acquired from Washington for Paul MacDermid.
- Mar. 10 Lucien DeBlois acquired from Toronto for Mark Osborne.
- June 10 Daniel Berthiaume acquired from Boston for Doug Evans.
- June 15 Christian Ruuttu acquired from Buffalo for Stephane Beauregard.
- June 18 Mike Hartman claimed by Tampa Bay in Expansion Draft.
- June 19 Danton Cole traded to Tampa Bay for future considerations.
- Aug. 6 Alan Kerr signed as a free agent.
- Aug. 10 Stephane Beauregard acquired from Chicago for Christian Ruuttu.
- Aug. 25 Shawn Cronin traded to Quebec for Dan Lambert.
- Oct. 1 Stephane Beauregard traded to Philadelphia for future considerations.
- Oct. 1 John Druce and 4th round draft choice (John Jakopin) in 1993 acquired from Washington for Pat Elynuik.
- Nov. 14 Andy Brickley signed as a free agent.
- Dec. 28 Tie Domi and Kris King acquired from NY Rangers for Eddie Olczyk.

**1993**

- Feb. 20 Mark Osiecki claimed on waivers from Ottawa.
- Feb. 21 Troy Murray traded to Chicago for Steve Bancroft and future considerations.
- Mar. 15 Rights to Dimitri Filimonov traded to Ottawa for 4th round draft choice (Ruslan Batyrshin) in 1993.
- Mar. 20 Mark Osiecki and 10th round draft choice (Bill Lang) in 1993 traded to Minnesota for 9th round draft choice (Vladimir Potatov) in 1993.
- Mar. 22 Dan Ratushny traded to Vancouver for 9th round draft choice (Harijs Vitolinsh) in 1993.
- Mar. 22 Jim Hrivnak and 2nd round draft choice (Alexei Budayev) in 1993 acquired from Washington for Rick Tabaracci.
- June 11 Paul Ysebaert acquired from Detroit for Aaron Ward, 4th round draft

- choice (John Jakopin) in 1993 and future considerations (Alan Kerr).
- June 11 Stephane Beauregard acquired from Philadelphia for future considerations.
- June 18 Alan Kerr traded to Detroit as future considerations in previous trade (June 11, 1993).
- June 24 Scott Levins and Steve Bancroft claimed by Florida in Expansion Draft.
- June 30 Kris Draper traded to Detroit for future considerations.
- July 8 Darryl Shannon signed as a free agent.
- July 29 Jim Hrivnak traded to St. Louis for 6th round draft choice (Chris Kibermanis) in 1994 and future considerations.
- Aug. 3 Dave Tomlinson acquired from Florida for Jason Cirone.
- Aug. 12 Kevin McClelland acquired from Toronto for cash.
- Sept. 24 Nelson Emerson and Stephane Quintal acquired from St. Louis for Phil Housley.
- Sept. 30 Evgeny Davydov traded to Florida for 4th round draft choice (Adam Copeland) in 1994.
- Sept. 30 Brent Severyn acquired from New Jersey for 6th round draft choice (Ryan Smart) in 1994.
- Oct. 3 Brent Severyn traded to Florida for Milan Tichy.
- Nov. 26 Randy Gilhen and 6th round draft choice (Chris Kibermanis) in 1994 acquired from Florida for Stu Barnes.
- Dec. 5 Fredrik Olausson and a 7th round draft choice (Curtis Sheptak) in 1994 traded to Edmonton for a 3rd round draft choice (Tavis Hansen) in 1994.
- Dec. 9 Craig Fisher acquired from Edmonton for cash.

**1994**

- Feb. 1 Wayne McBean acquired from NY Islanders for Yan Kaminsky.
- Mar. 8 Tim Cheveldae and Dallas Drake acquired from Detroit for Bob Essensa and Sergei Bautin.
- Mar. 15 Dave Manson and 6th round draft choice (Chris Kibermanis) in 1994 acquired from Edmonton for Boris Mironov, Mats Lindgren, 1st round draft choice (Jason Bonsignore) and 4th round draft choice (Adam Copeland) in 1994.
- Mar. 21 Paul Ysebaert traded to Chicago for 3rd round draft choice (Kevin McKay) in 1995.
- May 25 Sheldon Kennedy acquired from Detroit for 3rd round draft choice (Darryl Laplante) in 1995.
- June 3 Neil Wilkinson acquired from Chicago for 3rd round draft choice (Kevin McKay) in 1995.
- July 8 Kevin McClelland traded to Buffalo for future considerations.
- Aug. 8 Brent Thompson and future considerations acquired from Los Angeles for rights to Ruslan Batyrshin and 2nd round draft choice (Marian Cisar) in 1996.

**1995**

- Jan. 18 Dean Kennedy claimed by Edmonton in Waiver Draft.
- Jan. 18 Sheldon Kennedy claimed by Calgary in Waiver Draft.
- Jan. 18 Wayne McBean claimed by Pittsburgh in Waiver Draft.
- Jan. 18 Igor Korolev claimed from St. Louis in Waiver Draft.
- Jan. 18 Craig Martin claimed on waivers from Detroit.
- Mar. 28 Arto Blomsten traded to Los Angeles for 8th round draft choice (Fredrik Loven) in 1995.
- Apr. 7 Mike Eastwood and 3rd round draft choice (Brad Isbister) in 1995 acquired from Toronto for Tie Domi.
- Apr. 7 Igor Ulanov and Mike Eagles traded to Washington for 3rd round draft choice (Sergei Gusev) and 5th round draft choice (Brian Elder) in 1995.
- Apr. 7 Eddie Olczyk acquired from NY Rangers for 5th round draft choice (Alexei Vasiliev) in 1995.
- Apr. 7 Greg Brown acquired from Pittsburgh for future considerations.
- June 27 Jeff Finley acquired from Philadelphia for Russ Romaniuk.
- July 21 Jason Simon signed as a free agent.
- July 21 Parris Duffus signed as a free agent.
- Aug. 8 Stewart Malgunas signed as a free agent.
- Aug. 9 Mike Stapleton signed as a free agent.
- Oct. 2 Jim McKenzie claimed from NY Islanders in Waiver Draft.
- Oct. 6 Darren Turcotte acquired from Hartford for Nelson Emerson.
- Oct. 13 Iain Fraser signed as a free agent.
- Oct. 13 Ed Ronan signed as a free agent.
- Dec. 14 Tom Draper signed as a free agent.
- Dec. 28 Norm Maciver acquired from Pittsburgh for Neil Wilkinson.



## 1996

- Feb. 7 Oleg Tverdovsky, Chad Kilger and 3rd round draft choice (Per-Anton Lundstrom) in 1996 acquired from Anaheim for Teemu Selanne, Marc Chouinard and 4th round draft choice (Kim Staal) in 1996.
- Feb. 15 Craig Muni and 1st round draft choice (Daniel Briere) in 1996 acquired from Buffalo for Darryl Shannon and Michal Grosek.
- Feb. 15 Denis Chasse acquired from Washington for Stewart Malgunas.
- Feb. 27 Dominic Roussel acquired from Philadelphia for Tim Cheveldae and 3rd round draft choice (Chester Gallant) in 1996.
- Mar. 18 Craig Janney acquired from San Jose for Darren Turcotte and a 2nd round draft choice (Remi Royer) in 1996.
- Mar. 20 Dallas Eakins claimed on waivers from St. Louis.
- Mar. 20 Ravil Gusmanov traded to Chicago for 4th round draft choice (Vladimir Antipov) in 1996.
- June 22 Mike Gartner acquired from Toronto for 4th round draft choice (Vladimir Antipov) in 1996.
- July 2 Darcy Wakaluk signed as a free agent.
- July 2 Cliff Ronning signed as a free agent.
- July 3 Brad McCrimmon signed as a free agent.
- July 15 Jim Johnson signed as a free agent.
- Aug. 16 Jeremy Roenick acquired from Chicago for Alexei Zhamnov, Craig Mills and 1st round draft choice (Ty Jones) in 1997.
- Aug. 22 Scott Levins signed as a free agent.
- Aug. 26 Kevin Dahl signed as a free agent.
- Sep. 30 Bob Corkum acquired from Philadelphia in Waiver Draft.
- Nov. 12 Mike Hudson signed as a free agent.

## 1997

- Feb. 6 Jayson More acquired from NY Rangers for Mike Eastwood and Dallas Eakins.
- Mar. 17 Jocelyn Lemieux signed as a free agent.
- Mar. 18 Murray Baron and Chris Murray acquired from Montreal for Dave Manson.
- Mar. 18 Gerald Diduck acquired from Hartford for Chris Murray.
- Mar. 18 Pat Jablonski acquired from Montreal for Steve Cheredaryk.
- May 14 Sean Gagnon signed as a free agent.
- July 8 Rick Tocchet signed as a free agent.
- Aug. 4 Jeff Christian signed as a free agent.
- Aug. 18 John Slaney signed as a free agent.
- Sept. 26 Radoslav Suchy signed as a free agent.
- Sept. 28 Jimmy Waite claimed from Chicago in Waiver Draft.
- Nov. 25 Michel Petit signed as a free agent.

## 1998

- Mar. 4 Keith Carney and Jim Cummins acquired from Chicago for Jayson More and Chad Kilger.
- Mar. 24 Mark Janssens acquired from NY Islanders for 9th round draft choice (Jason Doyle) in 1998.
- June 11 Louie DeBrusk and 5th round draft choice (Jay Leach) in 1998 acquired from Tampa Bay for Craig Janney.
- June 18 J.F. Jomphe acquired from Anaheim for Jim McKenzie.
- June 26 John Slaney claimed by Nashville in Expansion Draft.
- June 30 Mike Sullivan acquired from Nashville for 7th round draft choice (Kyle Kettles) in 1999.
- July 3 Jyrki Lumme signed as a free agent.
- July 22 Bryan Helmer signed as a free agent.
- Aug. 5 Andrei Vasilyev signed as a free agent.
- Aug. 27 Joe Dziedzic signed as a free agent.
- Sept. 1 Greg Adams signed as a free agent.
- Oct. 31 Cliff Ronning and Richard Lintner traded to Nashville for future considerations.
- Dec. 3 Stephen Leach signed as a free agent.
- Dec. 19 Bryan Helmer claimed on waivers by St. Louis.

## 1999

- Jan. 13 J.J. Daigneault acquired from Nashville for future considerations.
- Mar. 8 Jamie Huscroft acquired from Vancouver for future considerations.
- Mar. 11 Mikhail Shtalenkov acquired from Edmonton for 5th round draft choice (Matt Koalska) in 2000.
- Mar. 17 Brian Noonan signed as a free agent.
- Mar. 20 Robert Reichel, 3rd round draft choice (Jason Jaspers) in 1999, and

4th round draft choice (Preston Mizzi) in 1999 acquired from NY Islanders for Brad Isbister and 3rd round draft choice (Brian Collins) in 1999.

- Mar. 23 Stan Neckar acquired from NY Rangers for Jason Doig and 6th round draft choice (Jay Dardis) in 1999.
- Apr. 8 David Cullen signed as a free agent.
- June 25 Mike Stapleton claimed by Atlanta in Expansion Draft.
- June 25 Scott Langkow traded to Atlanta for future considerations.
- June 26 Travis Green and 1st round draft choice (Scott Kelman) in 1999 from Anaheim for Oleg Tverdovsky.
- June 26 Jim Cummins traded to Montreal for 6th round draft choice (Eric Lewerstrom) in 1999.
- July 15 Todd Gill signed as a free agent.
- July 16 David Oliver signed as a free agent.
- July 16 Jean-Guy Trudel signed as a free agent.
- Sept. 5 Bob Essensa signed as a free agent.
- Sept. 11 Craig Mills acquired from Chicago for future considerations.
- Sept. 27 Kevin Sawyer signed as a free agent.
- Nov. 19 Sean Burke and 5th round draft choice (Nate Kiser) in 2000 acquired from Florida for Mikhail Shtalenkov and 4th round draft choice (Chris Eade) in 2000.

## 2000

- Feb. 3 Benoit Hogue signed as a free agent.
- Mar. 7 Lyle Odelein acquired from New Jersey for Deron Quint and 3rd round draft choice (Beat Forster) in 2001.
- Mar. 8 Mikael Renberg acquired from Philadelphia for Rick Tocchet.
- Mar. 13 Philippe Audet acquired from Detroit for Todd Gill.
- Mar. 14 Chris Joseph claimed on waivers from Vancouver.
- June 23 Dallas Drake and Lyle Odelein claimed by Columbus in Expansion Draft.
- June 23 Joé Juneau acquired from Minnesota for Rickard Wallin.
- June 24 Brad May acquired from Vancouver for future considerations.
- July 7 Landon Wilson signed as a free agent.
- Aug. 31 Joel Bouchard signed as a free agent.
- Dec. 2 Claude Lemieux signed as a free agent.

## 2001

- Feb. 14 Chris Joseph claimed on waivers by Atlanta.
- Mar. 5 Paul Mara, Mike Johnson, Ruslan Zainullin and 2nd round draft choice (Matthew Spiller) in 2001 acquired from Tampa Bay for Nikolai Khabibulin and Stan Neckar.
- Mar. 13 Todd Simpson acquired from Florida for 2nd round draft choice (Igor Pohanka) in 2001.
- Mar. 13 Michal Handzus, Ladislav Nagy, Jeff Taffe and 1st round draft choice (Ben Eager) in 2002 acquired from St. Louis for Keith Tkachuk.
- June 5 Martin Grenier signed as a free agent.
- June 12 Danny Markov acquired from Toronto for Travis Green, Robert Reichel and Craig Mills.
- June 15 Joé Juneau traded to Montreal for future considerations.
- June 18 Todd Warriner acquired from Tampa Bay for Juha Ylonen.
- June 19 Keith Carney traded to Anaheim for 2nd round draft choice (Andrei Taratukhin) in 2001.
- June 19 Branko Radivojevic signed as a free agent.
- June 22 Sergei Berezin acquired from Toronto for Mikael Renberg.
- June 23 Tyler Bouck acquired from Dallas for Jyrki Lumme.
- July 2 Daymond Langkow acquired from Philadelphia for 2nd round draft choice (Dan Spang) in 2002 and 1st round draft choice (Jeff Carter) in 2003.
- Aug. 30 Zac Bierk signed as a free agent.
- Dec. 28 Drake Berehowsky and Denis Pederson acquired from Vancouver for Todd Warriner, Trevor Letowski, Tyler Bouck and 3rd round draft choice (Dmitri Pestunov) in 2003.

## 2002

- Jan. 4 Sebastien Bordeleau acquired from Minnesota for David Cullen.
- Jan. 25 Andrei Nazarov acquired from Boston for 5th round draft choice (Peter Hamerlik) in 2002.
- Jan. 25 Brian Savage, 3rd round draft choice (Matt Jones) in 2002 and future considerations acquired from Montreal for Sergei Berezin.
- Mar. 19 Darcy Hordichuk, 4th round draft choice (Lance Monych) in 2002 and





5th round draft choice (John Zeiler) in 2002 acquired from Atlanta for Kirill Safronov, Ruslan Zainullin and 4th round draft choice (Patrick Dwyer) in 2002.

- May 23 Michael Schutte signed as a free agent.
- June 12 Brian Boucher and 3rd round draft choice (Joe Callahan) in 2002 acquired from Philadelphia for Robert Esche and Michal Handzus.
- July 7 Kelly Buchberger signed as a free agent.
- July 12 Tony Amonte signed as a free agent.
- Oct. 26 Deron Quint signed as a free agent.
- Nov. 7 Frank Banham signed as a free agent.
- Dec. 19 Paul Ranheim acquired from Philadelphia for a conditional draft choice in 2004.
- Dec. 31 Jean-Marc Pelletier and a conditional draft choice acquired from Carolina for Patrick DesRochers.

## 2003

- Jan. 16 Scott Pellerin and a conditional draft choice acquired from Dallas for Claude Lemieux.
- Mar. 8 Brad Ference acquired from Florida for Darcy Hordichuk and 2nd round draft choice (Matt Smaby) in 2003.
- Mar. 10 Guillaume Lefebvre, 3rd round draft choice (Tyler Redenbach) in 2003 and 2nd round draft choice (Brandon Dubinsky) in 2004 acquired from Philadelphia for Tony Amonte.
- Mar. 10 Chris Gratton and 4th round draft choice (Liam Reddox) in 2004 acquired from Buffalo for Daniel Briere and 3rd round draft choice (Andrej Sekera) in 2004.
- Mar. 11 Jan Hrdina and Francois Leroux acquired from Pittsburgh for Ramzi Abid, Dan Focht and Guillaume Lefebvre.
- Mar. 11 Brad May traded to Vancouver for a conditional draft choice (Dmitri Pestunov) in 2003.
- Apr. 10 Mike Stutzel signed as a free agent.
- June 21 David Tanabe and Igor Knyazev acquired from Carolina for Danny Markov and 3rd round draft choice (Billy Ryan) in 2004.
- June 21 Tyson Nash acquired from St. Louis for 5th round draft choice (Lee Stempniak) in 2003.
- July 10 Cale Hulse signed as a free agent.
- July 15 Daniel Cleary signed as a free agent.
- July 22 Mike Sillinger and a conditional draft choice acquired from Dallas for Teppo Numminen.
- July 25 Bryan Helmer acquired from Vancouver for Martin Grenier.
- Oct. 3 Todd Simpson claimed by Anaheim in Waiver Draft.
- Dec. 30 Ivan Novoseltsev acquired from Florida for future considerations.

## 2004

- Jan. 17 Todd Reirden acquired from Anaheim for future considerations.
- Feb. 9 Mike Comrie acquired from Philadelphia for Sean Burke, Branko Radivojevic and Ben Eager.
- Feb. 11 Frank Banham removed from reserve list per mutual agreement.
- Feb. 22 Landon Wilson traded to Pittsburgh for future considerations.
- Mar. 4 Brent Johnson acquired from St. Louis for Mike Sillinger.
- Mar. 5 Mike Rupp and 2nd round draft choice (Geoff Paukovich) in 2004 acquired from New Jersey for Jan Hrdina.
- Mar. 9 Derek Morris and Keith Ballard acquired from Colorado for Chris Gratton, Ossi Vaananen and 2nd round draft choice (Paul Stastny) in 2005.
- Mar. 9 Brian Savage traded to St. Louis for future considerations.
- June 26 Jason Chimera and 3rd round draft choice (Vaclav Meidl) in 2004 acquired from Edmonton for 2nd round draft choice (Geoff Paukovich) and 4th round draft choice (Liam Reddox) in 2004.
- July 5 Boyd Devereaux signed as a free agent.
- July 6 Sean O'Donnell signed as a free agent.
- July 6 Radoslav Suchy and 6th round draft choice (Derek Reinhart) in 2005 traded to Columbus for 4th round draft choice (Jeremy Duchesne) in 2005.
- July 9 Mike Ricci signed as a free agent.
- Aug. 6 Brett Hull signed as a free agent.
- Aug. 26 Petr Nedved signed as a free agent.
- Aug. 26 Denis Gauthier and Oleg Saprykin acquired from Calgary for Daymond Langkow.
- Sept. 15 Olivier Latendresse signed as a free agent.
- Nov. 20 Jarrod Skalde acquired on loan from Tampa Bay for loan of Jason Jaspers.

## 2005

- Feb. 10 Jamie Storr acquired on loan from Tampa Bay for loan of Jean-Marc Pelletier.
- Aug. 17 Curtis Joseph signed as a free agent.
- Aug. 23 Mike Leclerc acquired from Anaheim for a conditional draft choice (Steven Kampfer) in 2007.
- Aug. 26 Zbynek Michalek acquired from Minnesota for Erik Westrum and Dustin Wood.
- Oct. 8 Geoff Sanderson and Tim Jackman acquired from Columbus for Jason Chimera, Cale Hulse and Mike Rupp.
- Oct. 15 Brett Hull retired.
- Oct. 18 Jamie Lundmark acquired from NY Rangers for Jeff Taffe.
- Nov. 4 Steve Gainey signed as a free agent.
- Nov. 5 Yanick Lehoux claimed on waivers from Los Angeles.
- Nov. 11 Krystofer Kolanos claimed on waivers by Edmonton.
- Nov. 18 Dave Scatchard acquired from Boston for David Tanabe.
- Nov. 25 Pascal Rheaume, Ray Schultz and Steven Spencer acquired from New Jersey for Brad Ference.
- Nov. 25 Yanick Lehoux claimed on waivers by Los Angeles.
- Nov. 28 Mikael Tellqvist acquired from Toronto for Tyson Nash and 4th round draft choice (Matt Frattin) in 2007.
- Dec. 19 Krystofer Kolanos claimed on waivers from Edmonton.
- Dec. 28 Pavel Brendl acquired from Carolina for Krystofer Kolanos.

## 2006

- Jan. 20 Dennis Seidenberg acquired from Philadelphia for Petr Nedved.
- Jan. 24 Jeff Taffe acquired from NY Rangers for Martin Sonnenberg.
- Feb. 1 Steven Reinprecht and Philippe Sauve acquired from Calgary for Brian Boucher and Mike Leclerc.
- Mar. 9 Joel Perrault acquired from Anaheim for Sean O'Donnell.
- Mar. 9 Josh Gratton and two 2nd round draft choices (Cory Emerton and Shawn Matthias) in 2006 acquired from Philadelphia for Denis Gauthier.
- Mar. 9 Jamie Rivers acquired from Detroit for 7th round draft choice (Nick Oslund) in 2006.
- Mar. 9 Yanick Lehoux acquired from Los Angeles for Tim Jackman.
- Mar. 9 Jamie Lundmark traded to Calgary for a 4th round draft choice (Doug Rogers) in 2006.
- Mar. 9 Oleg Kvasha and conditional draft choice acquired from NY Islanders for 3rd round choice (Brad Marchand) in 2006.
- Mar. 27 Bill Thomas signed as a free agent.
- May 5 Patrick Fischer signed as a free agent.
- June 26 Nick Boynton and 4th round draft choice (Matt Frattin) in 2007 acquired from Boston for Paul Mara and 3rd round draft choice (Maxime MacEnaver) in 2007.
- July 1 Ed Jovanovski signed as a free agent.
- July 2 Mike Morrison signed as a free agent.
- July 3 Josh Tordjman signed as a free agent.
- July 4 Jeremy Roenick signed as a free agent.
- July 5 Georges Laraque signed as a free agent.
- July 12 Mike Johnson traded to Montreal for a 4th round choice (Vladimir Ruzicka) in 2007.
- July 17 Don MacLean signed as a free agent.
- July 19 Bryan Helmer signed as a free agent.
- July 20 Travis Roche signed as a free agent.
- July 21 Mike Zigomanis signed as a free agent.
- Aug. 16 Owen Nolan signed as a free agent.
- Oct. 29 Yanic Perreault signed as a free agent.
- Oct. 31 Joel Perrault claimed on waivers by St. Louis.
- Nov. 28 Mikael Tellqvist acquired from Toronto for Tyson Nash and 4th round draft choice in 2007.
- Dec. 19 Joel Perrault claimed on waivers from St. Louis.

## 2007

- Jan. 3 Alexei Kaigodorov acquired from Ottawa for Mike Comrie.
- Jan. 8 Kevyn Adams acquired from Carolina for Dennis Seidenberg.
- Feb. 12 Mathias Tjarnqvist and 1st round draft choice (Riley Nash) in 2007 acquired from Dallas for Ladislav Nagy.
- Feb. 27 Brendan Bell and 2nd round draft choice in 2008 from Toronto for Yanic Perreault and 5th round draft choice in 2008.



Feb. 27 Oleg Saprykin and 7th round draft choice (Torrie Jung) in 2007 traded to Ottawa for 2nd round draft choice in 2008.  
 Feb. 27 Niko Kapanen claimed off waivers from Atlanta.  
 Feb. 27 Daniel Carcillo and 3rd round draft choice in 2008 acquired from Pittsburgh for Georges Laraque.  
 Mar. 15 Alex Leavitt signed as a free agent.  
 July 9 Mike York signed as a free agent.  
 July 9 Joey Tenute signed as a free agent.  
 July 9 John DiSalvatore signed as a free agent.  
 July 13 Tomas Surovy signed as a free agent.  
 July 19 David Aebischer signed as a free agent.  
 July 19 Craig Weller signed as a free agent.  
 July 19 David Schlemko signed as a free agent.  
 July 20 Matt Murley signed as a free agent.  
 July 23 Ryan Caldwell signed as a free agent.  
 Aug. 9 Joel Perrault signed to a one-year contract.  
 Aug. 11 Radim Vrbata acquired from Chicago for Kevyn Adams.  
 Aug. 13 Alex Auld signed as a free agent.  
 Aug. 29 Keith Ballard signed to a two-year contract.  
 Oct. 8 Freddy Meyer claimed off waivers from NY Islanders.  
 Nov. 10 Freddy Meyer claimed off waivers by NY Islanders  
 Nov. 17 Ilya Bryzgalov claimed off waivers from Anaheim.  
 Nov. 23 David Aebischer loaned to HC Lugano (Swiss National League A).  
 Dec. 6 Nate DiCasmirro and a 5th round pick in the 2009 NHL Entry Draft acquired from Boston in exchange for Alex Auld.

## 2008

Jan. 23 Ilya Bryzgalov signed to a three-year contract.  
 Feb. 8 Pete Vandermeer signed as a free agent.  
 Feb. 26 Marcel Hossa and Al Montoya acquired from NY Rangers in exchange for Fredrik Sjostrom, David LeNeveu, Josh Gratton and a conditional draft pick.  
 Mar. 31 Kyle Turris signed to entry-level contract.  
 Apr. 2 Nick Ross signed to entry-level contract.  
 Apr. 13 Chad Kolarik signed to entry-level contract.  
 Apr. 14 Kevin Porter signed to entry-level contract.  
 Apr. 28 Brett MacLean signed to entry-level contract  
 May 20 Jonas Ahnelov signed to entry-level contract.  
 June 20 Olli Jokinen acquired from Florida in exchange for Keith Ballard, Nick Boynton and 2nd round draft choice in 2008 .  
 June 25 Brian McGrattan acquired from Ottawa in exchange for a 5th round pick in 2009.  
 July 1 Kurt Sauer signed as a free agent.  
 July 1 Todd Fedoruk signed as a free agent  
 July 1 Mikkel Boedker signed to entry-level contract.  
 July 1 Viktor Tikhonov signed to entry-level contract.  
 July 2 Drew Fata signed as a free agent.  
 July 2 Derek Nesbitt signed as a free agent.  
 July 2 David Spina signed as a free agent.  
 July 2 Al Montoya signed to a two-year contract.  
 July 3 David Hale signed as a free agent.  
 July 3 Matt Jones signed a two-year contract.  
 July 3 Francis Lessard signed as a free agent.  
 July 3 Brian McGrattan signed a one-year contract.  
 July 15 Jeff Hoggan signed as a free agent.  
 July 15 Ryan Lannon signed as a free agent.  
 July 18 Garth Murray signed as a free agent.  
 July 22 Daniel Carcillo signed to a two-year contract.  
 Aug. 14 Joel Perrault signed to a two-year contract.  
 Sept. 12 Sean Zimmerman acquired from New Jersey in exchange for Kevin Cormier  
 Oct. 9 Mike Zigomanis traded to Pittsburgh in exchange for future considerations  
 Oct. 28 Ken Klee claimed off waivers from Anaheim  
 Nov. 3 Alexander Nikulin acquired from Ottawa in exchange for Drew Fata  
 Nov. 25 Wyatt Smith acquired from Tampa Bay in exchange for future considerations  
 Dec. 3 Joakim Lindstrom acquired from Anaheim in exchange for Logan Stephenson

## 2009

Mar. 4 Mikael Tellqvist traded to Buffalo in exchange for a 4th round draft choice in 2010  
 Mar. 4 Matthew Lombardi, Brandon Prust and a conditional 1st round draft choice acquired from Calgary in exchange for Olli Jokinen and a 3rd round draft choice in 2009  
 Mar. 4 Scottie Upshall and a 2nd round draft choice in 2011 acquired from Philadelphia in exchange for Daniel Carcillo  
 Mar. 4 Nigel Dawes, Dmitri Kalinin and Petr Prucha acquired from NY Rangers in exchange for Derek Morris  
 Mar. 20 Jeff May signed as a free agent; assigned to San Antonio (AHL)  
 Apr. 13 Justin Bernhardt signed to entry-level contract  
 June 19 Stefan Meyer acquired from Florida in exchange for the rights to Steven Reinprecht  
 June 19 Petr Prucha signed to a two-year contract  
 June 27 Jim Vandermeer acquired from Calgary in exchange for Brandon Prust  
 June 27 Sami Lepisto acquired from Washington in exchange for a 5th round draft choice in 2010  
 June 27 Shaun Heshka acquired from Vancouver in exchange for a seventh round draft choice in 2009  
 July 1 Vernon Fiddler signed as a free agent  
 July 1 Jason LaBarbera signed as a free agent  
 July 2 Adrian Aucoin signed as a free agent  
 July 13 Lauri Korpikoski acquired from NY Rangers in exchange for Enver Lisin  
 July 16 Keith Yandle signed to a two-year contract  
 July 21 Radim Vrbata acquired from Tampa Bay in exchange for Todd Fedoruk and David Hale  
 July 28 Scottie Upshall signed to a one-year contract  
 Sept. 2 Taylor Pyatt signed as a free agent  
 Sept. 28 Ryan Hollweg signed as a free agent  
 Sept. 28 Matt Watkins signed to entry level contract  
 Sept. 29 Robert Lang signed as a free agent  
 Sept. 30 Paul Bissonnette claimed off waivers from Pittsburgh  
 Oct. 1 Colin Long signed to entry level contract  
 Nov. 28 Viktor Tikhonov loaned to Cherepovets (KHL - Russia)  
 Dec. 9 Michael Stone signed to entry level contract  
 Dec. 21 Anders Eriksson signed to contract

## 2010

Mar. 3 Wojtek Wolski acquired from Colorado for Peter Mueller and Kevin Porter  
 Mar. 3 Derek Morris acquired from Boston for a conditional draft choice in the 2011 Entry Draft  
 Mar. 3 Lee Stempniak acquired from Toronto for Matt Jones and a 4th and 7th round choice in the 2010 Entry Draft  
 Mar. 3 Mathieu Schneider acquired from Vancouver for Sean Zimmerman and a conditional draft choice in the 2010 Entry Draft  
 Mar. 3 Petteri Nokelainen acquired from Anaheim for 6th round draft choice in the 2011 Entry Draft  
 Mar. 3 Alexandre Picard acquired from Columbus for Chad Kolarik  
 Mar. 3 Miika Wiikman and a 7th round choice in the 2011 Entry Draft acquired from NY Rangers for Anders Eriksson  
 Mar. 13 Viktor Tikhonov recalled from Cherepovets (KHL)  
 Mar. 31 Chris Summers signed to an entry level contract  
 Apr. 2 Mathieu Brodeur signed to an entry level contract  
 May 3 Maxim Goncharov signed to entry level contract  
 May 13 Acquired a 5th round draft choice in the 2010 Entry Draft from Carolina for the rights to prospect Jared Staal  
 May 24 Oliver Ekman-Larsson signed to entry level contract  
 June 9 Scottie Upshall signed to a one-year contract  
 June 10 David Schlemko signed to a one-year contract  
 June 10 Ryan Hollweg signed to a one-year contract  
 June 17 Adrian Aucoin signed to a two-year contract  
 June 21 Taylor Pyatt signed to a two-year contract  
 June 28 Wojtek Wolski signed to a two-year contract  
 June 28 Daniel Winnik traded to Colorado for 4th round choice in the 2012 Entry Draft  
 June 29 Sami Lepisto signed to one-year contract  
 June 30 Patrick O'Sullivan acquired from Edmonton for Jim Vandermeer; O'Sullivan's contract bought out



July 1 Ray Whitney signed as a free agent  
 July 1 Derek Morris signed to a four-year contract  
 July 1 Petteri Nokelainen's contract is bought out  
 July 2 Andrew Ebbett signed as a free agent  
 Sept. Eric Belanger signed as a free agent  
 Sept. Lee Stempniak signed to a two-year contract  
 Oct. 8 Brandon Gormley signed to an entry-level contract  
 Dec. 16 Tom Fenton signed to an emergency contract

## 2011

Jan. 10 Acquired Michal Rozsival from the New York Rangers in exchange for Wojtek Wolski  
 Feb. 9 Acquired a 6th round draft choice in the 2011 Entry Draft from the New York Islanders in exchange for Al Montoya  
 Feb. 28 Acquired Rostislav Klesna and Dane Byers from the Columbus Blue Jackets in exchange for Scottie Upshall and Sami Lepisto  
 Apr. 2 Andy Miele (Miami, OH) signed to an entry-level contract  
 Apr. 6 Mark Visentin signed to an entry-level contract  
 Apr. 22 Brett Hextall signed to an entry-level contract  
 May 8 Acquired Ethan Werek from the New York Rangers in exchange for Oscar Lindberg  
 May 19 Ethan Werek signed to an entry-level contract  
 May 20 Petteri Nokelainen signed to a one-year contract  
 June 1 Jordan Szwarz signed to an entry-level contract  
 June 1 Louis Domingue signed to an entry-level contract  
 June 2 Justin Weller signed to an entry-level contract  
 June 6 Jason LaBarbera signed to a two-year contract  
 June 7 Acquired Matt Clackson, a 3rd round draft choice in the 2012 Entry Draft and future considerations from the Philadelphia Flyers in exchange for the negotiating rights to Ilya Bryzgalov  
 July 1 Mike Smith signed as a free agent  
 July 1 Raffi Torres signed as a free agent  
 July 1 Boyd Gordon signed as a free agent  
 July 1 Radim Vrbata re-signed to a three-year contract  
 July 2 Alex Bolduc signed as a free agent  
 July 4 Curtis McElhinney signed as a free agent  
 July 4 Tyler Eckford signed as a free agent  
 July 5 Keith Yandle re-signed to a five-year contract  
 July 6 Dean Arsenne signed as a free agent  
 July 6 Nathan Oystriick signed as a free agent  
 July 6 Matt Watkins re-signed to a one-year contract  
 July 19 Kyle Chipchura signed as a free agent  
 July 19 Marc-Antoine Pouliot signed to a one-year contract  
 July 19 Mathieu Beaudoin signed to a one-year contract  
 July 19 Brett MacLean signed to a one-year contract  
 July 20 Lauri Korpikoski re-signed to a two-year contract  
 July 27 Justin Pogge signed to a one-year contract  
 July 28 Connor Murphy signed to an entry-level contract  
 Aug. 4 Patrick O'Sullivan signed to a one-year contract  
 Aug. 10 Viktor Tikhonov signed to a one-year contract  
 Aug. 18 Mikkel Boedker re-signed to a two-year contract  
 Aug. 29 Acquired Daymond Langkow from the Calgary Flames in exchange for Lee Stempniak  
 Sept. 8 Marc Chaverie acquired from the Florida Panthers in exchange for Justin Bernhardt  
 Oct. 5 Paul Bissonnette signed to a two-year contract extension  
 Oct. 6 Martin Hanzal signed to a five-year contract extension  
 Oct. 23 Brock Trotter and a 7th round choice in the 2012 Entry Draft acquired from the Montreal Canadiens in exchange for Petteri Nokelainen and Garrett Stafford  
 Oct. 28 Cal O'Reilly acquired from the Nashville Predators in exchange for a 4th round selection in the 2012 Entry Draft  
 Nov. 22 Kyle Turris re-signed to a multi-year contract  
 Dec. 17 David Rundblad and a 2nd round selection in the 2012 Entry Draft acquired from the Ottawa Senators in exchange for Kyle Turris

## 2012

Jan. 2 Raffi Torres suspended two games  
 Jan. 10 Gilbert Brule claimed off re-entry waivers from the Edmonton Oilers  
 Jan. 12 Cal O'Reilly placed on waivers  
 Feb. 1 Cal O'Reilly claimed on re-entry waivers by the Pittsburgh Penguins

Feb. 22 Antoine Vermette acquired from the Columbus Blue Jackets in exchange for a 2nd round selection (previously acquired from OTT) in the 2012 Entry Draft, a 5th round selection the 2013 Entry Draft and goaltender Curtis McElhinney  
 Mar. 2 Brendan Shinnimin signed to a three-year entry level contract  
 Mar. 21 Shane Doan suspended three games  
 Mar. 23 Scott Arnold signed to a two-year entry level contract  
 Mar. 29 Chris Brown signed to a three-year entry level contract  
 Mar. 29 Mike Lee signed to a three-year entry level contract  
 Apr. 21 Raffi Torres suspended 25 games  
 Apr. 30 Mark Louis signed to a one-year contract  
 May 29 Phil Lane signed to a three-year entry level contract  
 June 22 Zbynek Michalek acquired from the Pittsburgh Penguins in exchange for defenseman Harrison Ruopp, goaltender Marc Chaverie and the 81st selection in the 2012 Entry Draft  
 June 29 Andy Miele re-signed to a one-year contract  
 July 1 Dave Moss signed to a two-year contract  
 July 1 Chad Johnson signed to a one-year contract  
 July 2 Alexandre Bolduc re-signed to a one-year contract  
 July 2 Chris Conner signed to a one-year contract  
 July 2 Raffi Torres' suspension reduced to 21 games  
 July 3 Rob Klinkhammer signed to a one-year contract  
 July 4 Steve Sullivan signed to a one-year contract  
 July 6 Kyle Chipchura re-signed to a one-year contract  
 July 11 Joel Rechlicz signed to a one-year contract  
 July 12 Nick Johnson signed to a one-year contract  
 July 18 Chris Summers re-signed to a one-year contract  
 Sept. 14 Shane Doan re-signed to a four-year contract

## 2013

Jan. 16 Matthew Lombardi acquired from the Toronto Maple Leafs in exchange for the 4th round draft choice in the 2014 NHL Entry Draft  
 Feb. 25 David Schlemko re-signed to a two-year contract  
 Mar. 6 Mathieu Brisebois signed to a three-year entry level contract  
 Mar. 8 Darian Dziurzynski signed to a two-year entry level contract  
 Mar. 11 Henrik Samuelsson signed to a three-year entry level contract  
 Mar. 15 Oliver Ekman-Larsson signed to a six-year contract  
 Mar. 29 Tobias Rieder acquired from the Edmonton Oilers in exchange for Kale Kessy  
 Apr. 3 Acquired a 3rd round draft choice in the 2013 NHL Entry Draft from the San Jose Sharks in exchange for Raffi Torres  
 Apr. 3 Brandon McMillan acquired from the Anaheim Ducks in exchange for Matthew Lombardi  
 Apr. 3 Acquired a 7th round draft choice in the 2014 NHL Entry Draft from the New Jersey Devils in exchange for Steve Sullivan  
 Apr. 15 Tobias Rieder signed to a three-year entry level contract  
 May 16 Rob Klinkhammer re-signed to a two-year contract  
 May 29 James Melindy signed to a three-year entry level contract  
 July 1 Mike Smith re-signed to a six-year contract  
 July 5 Mike Ribeiro signed to a four-year contract  
 Lauri Korpikoski re-signed to a four-year contract  
 Thomas Greiss signed to a one-year contract  
 Michael Stone re-signed to a three-year contract  
 Chris Summers re-signed to a one-year contract  
 Kyle Chipchura re-signed to a three-year contract  
 Andy Miele re-signed to a one-year contract  
 July 8 Tim Kennedy signed to a one-year contract  
 July 22 David Rundblad signed to a two-year contract  
 July 25 Signed Brandon McMillan to a one-year contract  
 July 30 Signed Mark Louis to a two-year two-way contract  
 Aug. 1 Signed Mathieu Brodeur to a one-year two-way contract  
 Sept. 6 Signed Brett Hextall to a one-year two-way contract  
 Sept. 7 Re-signed Mikkel Boedker to a two-year contract  
 Oct. 13 Signed Jeff Halpern to a one-year contract  
 Nov. 4 Signed Tyler Gaudet to a three-year entry-level contract  
 Nov. 29 Signed Gilbert Brule to a one-year contract

## 2014

Mar. 4 Traded David Rundblad and Mathieu Brisebois to Chicago in exchange for a 2nd round pick in the 2014 Entry Draft  
 Mar. 4 Acquired Martin Erat and John Mitchell from Washington in



exchange for Rostislav Klesla, Chris Brown and a 4th round pick in the 2015 Entry Draft

- Mar. 19 Signed Greg Carey to a one-year entry-level contract
- Apr. 7 Signed Justin Hache to a three-year entry-level contract
- Apr. 12 Signed Dan O'Donoghue to a two-year entry-level contract
- May 8 Signed Marek Langhamer to a three-year entry-level contract
- May 12 Signed Chris Summers to a two-year contract
- June 27 Initiated a buyout of the three remaining years of Mike Ribeiro's contract
- June 29 Acquired Sam Gagner and B.J. Crombeen from Tampa Bay in exchange for a sixth round draft choice in the 2015 NHL Entry Draft
- July 1 Signed Devan Dubnyk to a one-year contract  
Signed Joe Vitale to a three-year contract  
Signed Alexandre Bolduc, Justin Hodgman, Andrew Campbell, Dylan Reese and Mike McKenna to one-year two-way contracts
- July 11 Signed Dave Moss to a one-year contract
- July 15 Signed Brandon McMillan to a one-year two-way contract  
Signed Jordan Szwarz to a two-year two-way contract
- July 18 Signed Brendan Perlini to a three-year entry-level contract
- Oct. 5 Signed Laurent Dauphin to a three-year entry-level contract
- Dec. 5 Acquired Philip Samuelsson from the Pittsburgh Penguins in exchange for Rob Klinkhammer and a conditional fifth round choice in the 2016 Entry Draft

## 2015

- Jan. 3 David Schlemko claimed off waivers by the Dallas Stars
- Jan. 14 Traded Devan Dubnyk to the Minnesota Wild in exchange for a third round choice in the 2015 Entry Draft
- Feb. 11 Claimed Mark Arcobello off waivers from the Pittsburgh Penguins
- Feb. 12 Brandon McMillan claimed off waivers by the Vancouver Canucks
- Feb. 28 Acquired Klas Dahlbeck and a first round selection in the 2015 Entry Draft from the Chicago Blackhawks in exchange for Antoine Vermette
- Mar. 1 Acquired Anthony Duclair, John Moore, a first round draft choice in the 2016 Entry Draft and a second round choice in the 2015 Entry Draft from the New York Rangers in exchange for Keith Yandle and Chris Summers and a fourth round draft choice in the 2016 Entry Draft
- Mar. 2 Acquired Maxim Letunov from the St. Louis Blues in exchange for Zbynek Michalek and a conditional third round draft choice in the 2015 Entry Draft
- Mar. 2 Acquired David Leggio from the New York Islanders in exchange for Mark Louis
- Mar. 2 Claimed Craig Cunningham (BOS) and Tye McGinn (SJS) off waivers
- Apr. 10 Signed Ryan MacInnis to a three-year entry-level contract
- Apr. 16 Signed Christian Dvorak to a three-year entry-level contract
- May 28 Signed Matthias Plachta to a one-year entry-level contract
- June 27 Acquired Nicklas Grossmann and the contract of Chris Pronger from Philadelphia in exchange for Sam Gagner and a conditional fourth round draft choice in 2016 or a third round draft choice in 2017
- June 30 Acquired Boyd Gordon from Edmonton in exchange for Lauri Korpikoski
- June 30 Signed Craig Cunningham to a one-year two-way contract
- July 1 Signed Antoine Vermette to a two-year contract
- July 1 Signed Zbynek Michalek to a two-year contract
- July 1 Signed Anders Lindback to a one-year contract
- July 1 Signed Brad Richardson to a three-year contract
- July 1 Signed Steve Downie to a one-year contract
- July 1 Signed Dustin Jeffrey to a one-year two-way contract
- July 1 Signed Dylan Reese to a one-year two-way contract
- July 1 Signed Dakota Mermis to a three-year entry-level contract
- July 2 Signed Alex Grant to a one-year two-way contract
- July 3 Signed Derek Smith to a one-year two-way contract
- July 3 Signed Eric Selleck to a one-year two-way contract
- July 6 Signed Dylan Strome to a three-year entry-level contract
- July 7 Signed Mikkel Boedker to a one-year contract
- July 10 Signed John Scott to a one-year contract
- July 15 Signed Philip Samuelsson to a one-year two-way contract
- July 15 Signed Brendan Shinnimin to a one-year two-way contract
- July 20 Signed Klas Dahlbeck to a one-year two-way contract
- July 20 Signed Jordan Martinook to a two-year two-way contract
- July 23 Signed Michael Bunting to a three-year entry-level contract
- July 29 Signed Niklas Treutle to a one-year entry-level contract

- Aug. 4 Signed Brandon Gormley to a one-year two-way contract
- Aug. 24 Signed Christian Fischer to a three-year entry-level contract
- Sept. 3 Signed forward Nick Merkley to a three-year entry-level contract
- Sept. 4 Signed goalie Louis Domingue to a one-year contract
- Sept. 9 Acquired defenseman Stefan Elliott from the Colorado Avalanche in exchange for defenseman Brandon Gormley
- Sept. 14 Signed defenseman Stefan Elliott to a one-year contract
- Oct. 2 Signed defenseman Corey Potter to a one-year contract
- Dec. 6 Claimed forward Viktor Tikhonov off waivers from the Chicago Blackhawks
- Dec. 15 Acquired forward Christian Thomas from the Montreal Canadiens in exchange for forward Lucas Lessio
- Dec. 22 Signed forward Conor Garland to a three-year entry-level contract
- Dec. 26 Signed forward Dysin Mayo to a three-year entry-level contract

## 2016

- Jan. 13 Claimed defenseman Kevin Connauton off waivers from the Columbus Blue Jackets
- Jan. 15 Acquired defenseman Victor Bartley from the Nashville Predators in exchange for defenseman Stefan Elliott
- Jan. 15 Acquired defenseman Jarred Tinordi and forward Stefan Fournier from the Montreal Canadiens in exchange for forward John Scott and defenseman Victor Bartley
- Feb. 27 Claimed forward Jiri Sekac off waivers from the Chicago Blackhawks
- Feb. 29 Acquired forwards Alex Tanguay and Conner Bleackley and defenseman Kyle Wood from Colorado Avalanche in exchange for forward Mikkel Boedker
- Feb. 29 Acquired forward Sergei Plotnikov from Pittsburgh Penguins in exchange for forward Matthias Plachta and a conditional 7th round draft choice in the 2017 Entry Draft
- Feb. 29 Acquired forward Matia Marcantuoni from the Pittsburgh Penguins in exchange for forwards Dustin Jeffrey and Dan O'Donoghue and defenseman James Melindy
- Feb. 29 Traded defenseman Corey Potter to the Nashville Predators in exchange for future considerations
- Mar. 28 Signed defenseman Kyle Wood to a three-year entry-level contract
- Apr. 5 Signed goalie Adin Hill to a three-year entry-level contract
- June 16 Acquired the negotiating rights to defenseman Alex Goligoski from Dallas in exchange for a 5th round draft choice in the 2016 Entry Draft
- June 17 Signed forward Craig Cunningham to a one-year, two-way contract
- June 20 Acquired the San Jose Sharks' 2016 4th round draft choice and their 2017 3rd round draft choice in exchange for forward Maxim Letunov and a 2017 6th round draft choice
- June 22 Signed defenseman Alex Goligoski to a five-year contract
- June 24 Acquired the Detroit Red Wings' 2016 1st round draft choice and forward Pavel Datsyuk in exchange for the team's 2016 1st round draft choice (from NYR), a 2016 2nd round pick (from COL) and forward Joe Vitale
- June 25 Acquired defenseman Anthony DeAngelo from the Tampa Bay Lightning in exchange for the team's 2nd round draft choice
- June 27 Signed goalie Louis Domingue to a multi-year contract
- July 1 Signed Jamie McGinn to a three-year contract
- July 1 Signed Kevin Connauton to a two-year contract
- July 1 Signed Justin Peters to a one-year, two-way contract
- July 1 Signed Jamie McBain, Jarred Tinordi and Garret Ross to one-year, two-way contracts
- July 1 Signed Klas Dahlbeck to a one-year contract
- July 1 Signed Chris Mueller to a one-year, two-way contract
- July 1 Signed Ryan White to a one-year contract
- July 12 Signed Shane Doan to a one-year contract
- July 15 Signed Tyler Gaudet to a one-year, two-way contract
- July 22 Signed Stefan Fournier to a one-year, two-way contract
- July 23 Signed Luke Schenn to a two-year contract
- July 28 Signed Connor Murphy to a six-year contract
- July 28 Signed Michael Stone to a one-year contract
- July 30 Signed Jakob Chychrun to an entry-level contract
- Aug. 16 Signed Radim Vrbata to a one-year contract
- Aug. 25 Acquired forwards Lawson Crouse and Dave Bolland from the Florida Panthers in exchange for Arizona's 2017 conditional third round pick and 2018 conditional second round pick.



## GENERAL MANAGERS

YEAR	NAME	GAMES	RECORD	PTS
1979-80	John Ferguson	80	20-49-11	51
1980-81	John Ferguson	80	9-57-14	32
1981-82	John Ferguson	80	33-33-14	80
1982-83	John Ferguson	80	33-39-8	74
1983-84	John Ferguson	80	31-38-11	73
1984-85	John Ferguson	80	43-27-10	96
1985-86	John Ferguson	80	26-47-7	59
1986-87	John Ferguson	80	40-32-8	88
1987-88	John Ferguson	80	33-36-11	77
1988-89	John Ferguson	22	10-8-4	24
	Mike Smith	58	16-34-8	40
1989-90	Mike Smith	80	37-32-11	85
1990-91	Mike Smith	80	26-43-11	63
1991-92	Mike Smith	80	33-32-15	81
1992-93	Mike Smith	84	40-37-7	87
1993-94	Mike Smith	48	17-26-5	39
	John Paddock	36	7-25-4	18
1994-95	John Paddock	48	16-25-7	39
1995-96	John Paddock	82	36-40-6	78
1996-97	John Paddock	29	10-15-4	24
	Bobby Smith	53	28-22-3	59
1997-98	Bobby Smith	82	35-35-12	82
1998-99	Bobby Smith	82	39-31-12	90
*1999-00	Bobby Smith	82	39-31-8-4	90
2000-01	Bobby Smith	58	27-17-12-2	68
	Cliff Fletcher	24	8-10-5-1	22
2001-02	Michael Barnett	82	40-27-9-6	95
2002-03	Michael Barnett	82	31-35-11-5	78
2003-04	Michael Barnett	82	22-36-18-6	68
2005-06	Michael Barnett	82	38-39-5	81
2006-07	Michael Barnett	82	31-46-5	67
2007-08	Don Maloney	82	38-37-7	83
2008-09	Don Maloney	82	36-39-7	79
2009-10	Don Maloney	82	50-25-7	107
2010-11	Don Maloney	82	43-26-13	99
2011-12	Don Maloney	82	42-27-13	97
2012-13	Don Maloney	48	21-18-9	51
2013-14	Don Maloney	82	37-30-15	89
2014-15	Don Maloney	82	24-50-8	56
2015-16	Don Maloney	82	35-39-8	78

\*Records for '99-00 are "adjusted" to reflect overtime losses instead of regulation ties.

## GENERAL MANAGER FRANCHISE TOTALS

NAME	GAMES	RECORD	PTS	PT%
John Ferguson	742	278-366-98	654	.441
Don Maloney	704	326-291-87	739	.525
Mike Smith	430	169-204-57	395	.459
Michael Barnett	410	162-183-38-27	389	.474
Bobby Smith	357	168-136-47-6	389	.545
John Paddock	195	69-105-21	159	.408
Cliff Fletcher	24	8-10-5-1	22	.458

## HEAD COACHES

YEAR	NAME	GAMES	RECORD	PTS
1979-80	Tom McVie	77	19-47-11	49
	Bill Sutherland	3	1-2-0	2
1980-81	Tom McVie	28	1-20-7	9
	Bill Sutherland	29	6-20-3	15
	Mike Smith	23	2-17-4	8
1981-82	Tom Watt	80	33-33-14	80
1982-83	Tom Watt	80	33-39-8	74
1983-84	Tom Watt	21	6-13-2	14
	Barry Long	59	25-25-9	59
1984-85	Barry Long	80	43-27-10	96
1985-86	Barry Long	66	19-41-6	44
	John Ferguson	14	7-6-1	15
1986-87	Dan Maloney	80	40-32-8	88
1987-88	Dan Maloney	80	33-36-11	77
1988-89	Dan Maloney	52	18-25-9	45
	Rick Bowness	28	8-17-3	19
1989-90	Bob Murdoch	80	37-32-11	85
1990-91	Bob Murdoch	80	26-43-11	63
1991-92	John Paddock	80	33-32-15	81
1992-93	John Paddock	84	40-37-7	87
1993-94	John Paddock	84	24-51-9	57
1994-95	John Paddock	33	9-18-6	24
	Terry Simpson	15	7-7-1	15
1995-96	Terry Simpson	82	36-40-6	78
1996-97	Don Hay	82	38-37-7	83
1997-98	Jim Schoenfeld	82	35-35-12	82
1998-99	Jim Schoenfeld	82	39-31-12	90
*1999-00	Bob Francis	82	39-31-8-4	90
2000-01	Bob Francis	82	35-27-17-3	90
2001-02	Bob Francis	82	40-27-9-6	95
2002-03	Bob Francis	82	31-35-11-5	78
2003-04	Bob Francis	62	20-24-15-3	58
	Rick Bowness	20	2-12-3-3	10
2005-06	Wayne Gretzky	82	38-39-5	81
2006-07	Wayne Gretzky	82	31-46-5	67
2007-08	Wayne Gretzky	82	38-37-7	83
2008-09	Wayne Gretzky	82	36-39-7	79
2009-10	<b>Dave Tippett</b>	<b>82</b>	<b>50-25-7</b>	<b>107</b>
2010-11	<b>Dave Tippett</b>	<b>82</b>	<b>43-26-13</b>	<b>99</b>
2011-12	<b>Dave Tippett</b>	<b>82</b>	<b>42-27-13</b>	<b>97</b>
2012-13	<b>Dave Tippett</b>	<b>48</b>	<b>21-18-9</b>	<b>51</b>
2013-14	<b>Dave Tippett</b>	<b>82</b>	<b>37-30-15</b>	<b>89</b>
2014-15	<b>Dave Tippett</b>	<b>82</b>	<b>24-50-8</b>	<b>56</b>
2015-16	<b>Dave Tippett</b>	<b>82</b>	<b>35-39-8</b>	<b>78</b>

\*Records for '99-00 are "adjusted" to reflect overtime losses instead of regulation ties.

## HEAD COACH FRANCHISE TOTALS

NAME	GAMES	RECORD	PTS	PT%
<b>Dave Tippett</b>	<b>540</b>	<b>252-215-73</b>	<b>577</b>	<b>.534</b>
Bob Francis	390	165-144-60-21	411	.527
Wayne Gretzky	328	143-161-24	310	.473
John Paddock	281	106-138-37	249	.443
Dan Maloney	212	91-93-28	210	.495
Barry Long	205	87-93-25	199	.485
Tom Watt	181	72-85-24	168	.464
Jim Schoenfeld	164	74-66-24	172	.524
Bob Murdoch	160	63-75-22	148	.463
Tom McVie	105	20-67-18	58	.276
Terry Simpson	97	43-47-7	93	.479
Don Hay	82	38-37-7	83	.506
Rick Bowness	48	10-29-6-3	29	.302
Bill Sutherland	32	7-22-3	17	.266
Mike Smith	23	2-17-4	8	.174
John Ferguson	14	7-6-1	15	.536



## ASSISTANT COACHES

YEAR	NAME
1979-80	Bill Sutherland
1980-81	Bill Sutherland
1981-82	Bill Sutherland
1982-83	Bill Sutherland
1983-84	Bill Sutherland, Barry Long, Rick Bowness
1984-85	Bill Sutherland, Rick Bowness
1985-86	Bill Sutherland, Rick Bowness
1986-87	Bill Sutherland, Rick Bowness
1987-88	Bill Sutherland, Rick St. Croix, Bruce Southern
1988-89	Bill Sutherland, Rick St. Croix, Bruce Southern
1989-90	Alpo Suhonen, Clare Drake
1990-91	Clare Drake, Terry Simpson
1991-92	Terry Simpson, Glen Williamson, *Dave Prior
1992-93	Terry Simpson, Glen Williamson, Alpo Suhonen
1993-94	Andy Murray, Zinetula Bilyaletdinov, *Pete Peeters
1994-95	Andy Murray, Terry Simpson, Zinetula Bilyaletdinov, *Pete Peeters
1995-96	Perry Pearn, Randy Carlyle, *Pete Peeters
1996-97	Zinetula Bilyaletdinov, Paul MacLean, *Pete Peeters
1997-98	John Tortorella, Gordie Roberts, *Benoit Allaire
1998-99	John Tortorella, Gordie Roberts, *Benoit Allaire
1999-00	Rick Bowness, Wayne Fleming, *Benoit Allaire
2000-01	Rick Bowness, Pat Conacher, *Benoit Allaire
2001-02	Rick Bowness, Pat Conacher, *Benoit Allaire
2002-03	Rick Bowness, Pat Conacher, *Benoit Allaire
2003-04	Rick Bowness, Pat Conacher, Tom Kurvers, *Benoit Allaire
2005-06	Rick Tocchet, Barry Smith, Rick Bowness, *Grant Fuhr
2006-07	Barry Smith, Ulf Samuelsson, *Grant Fuhr
2007-08	Ulf Samuelsson, Rick Tocchet, *Grant Fuhr
2008-09	Ulf Samuelsson, Doug Sulliman, *Grant Fuhr
2009-10	Ulf Samuelsson, Dave King, Doug Sulliman, *Sean Burke
2010-11	Ulf Samuelsson, Dave King, Doug Sulliman, *Sean Burke
2011-12	Jim Playfair, John Anderson, *Sean Burke
2012-13	Jim Playfair, John Anderson, *Sean Burke
2013-14	Jim Playfair, Newell Brown, *Sean Burke
2014-15	Jim Playfair, Newell Brown, *Sean Burke
2015-16	Jim Playfair, Newell Brown, John Slaney, *Jon Elkin

\* = Goaltending coach

## CAPTAINS

YEAR	NAME
1979-80	Lars-Erik Sjoberg
1980-81	Morris Lukowich
	Scott Campbell (14 games)
1981-82	Dave Christian
	Barry Long (5 games)
1982-83	Dave Christian
	Lucien DeBlois (22 games)
1983-84	Lucien DeBlois
1984-85	Dale Hawerchuk
1985-86	Dale Hawerchuk
1986-87	Dale Hawerchuk
1987-88	Dale Hawerchuk
1988-89	Dale Hawerchuk
1989-90	Thomas Steen, Dale Hawerchuk & Randy Carlyle (Co-captains)
1990-91	Thomas Steen & Randy Carlyle (Co-captains)
1991-92	Troy Murray
1992-93	Troy Murray
	Dean Kennedy
1993-94	Dean Kennedy
	Keith Tkachuk
1994-95	Keith Tkachuk
1995-96	Kris King
1996-97	Keith Tkachuk
1997-98	Keith Tkachuk
1998-99	Keith Tkachuk
1999-00	Keith Tkachuk
2000-01	Keith Tkachuk (64 games)
2001-02	Teppo Numminen
2002-03	Teppo Numminen
2003-04	<b>Shane Doan</b>
2005-06	<b>Shane Doan</b>
2006-07	<b>Shane Doan</b>
2007-08	<b>Shane Doan</b>
2008-09	<b>Shane Doan</b>
2009-10	<b>Shane Doan</b>
2010-11	<b>Shane Doan</b>
	Ed Jovanovski (5 games)
2011-12	<b>Shane Doan</b>
2012-13	<b>Shane Doan</b>
2013-14	<b>Shane Doan</b>
2014-15	<b>Shane Doan</b>
2015-16	<b>Shane Doan</b>

## HOME ATTENDANCE

SEASON	GAMES	TOTAL	AVERAGE	SEASON	GAMES	TOTAL	AVERAGE
1979-80	40	527,722	13,193	1996-97	41	639,087	15,587
1980-81	40	523,975	13,099	1997-98	41	631,621	15,405
1981-82	40	528,634	13,216	1998-99	41	637,467	15,548
1982-83	40	511,644	12,791	1999-00	41	614,644	14,991
1983-84	40	482,167	12,054	2000-01	41	583,194	14,224
1984-85	40	510,633	12,766	2001-02	41	539,770	13,165
1985-86	40	547,778	13,694	2002-03	41	542,404	13,229
1986-87	40	543,703	13,593	2003-04	41	634,152	15,467
1987-88	40	507,066	12,677	2005-06	41	638,871	15,582
1988-89	40	512,635	12,816	2006-07	41	614,519	14,988
1989-90	40	524,016	13,100	2007-08	41	607,538	14,818
1990-91	40	517,246	12,931	2008-09	41	609,507	14,866
1991-92	40	519,625	12,991	2009-10	41	491,558	11,989
1992-93	41	555,809	13,556	2010-11	40	487,543	12,189
1993-94	41	545,198	13,298	2011-12	41	509,241	12,421
1994-95	24	311,822	12,993	2012-13	24	334,165	13,923
1995-96	41	463,961	11,316	2013-14	41	578,825	13,461
				2014-15	41	547,149	13,345
				2015-16	41	545,514	13,305
				<b>TOTALS</b>	<b>1428</b>	<b>19,420,403</b>	<b>13,600</b>

1979-1996 - Winnipeg    1996-Present - Arizona



YEAR	POSITION	PLAYER
1980	Left Wing	Morris Lukowich
1981	Left Wing	Morris Lukowich
1982	Center	Dale Hawerchuk
1983	Defenseman	Dave Babych
1984	Defenseman	Dave Babych
1985	Defenseman	Randy Carlyle
	Center	Dale Hawerchuk
	Right Wing	Paul MacLean
1986	Center	Dale Hawerchuk
1987	Center	Dale Hawerchuk
1988	Center	Dale Hawerchuk
1989	Defenseman	Dave Ellett
1990	Center	Thomas Steen
	(represented by LW Doug Smail)	
1991	Defenseman	Phil Housley
1992	Defenseman	Phil Housley
1993	Defenseman	Randy Carlyle
	Defenseman	Phil Housley
	Right Wing	Teemu Selanne
1994	Right Wing	Teemu Selanne
1996	Right Wing	Teemu Selanne
1997	Defenseman	Oleg Tverdovsky
	Left Wing	Keith Tkachuk
1998	Left Wing	Keith Tkachuk (North America)
	Goaltender	Nikolai Khabibulin (World)

YEAR	POSITION	PLAYER
1999	Center	Jeremy Roenick (North America)
	Left Wing	Keith Tkachuk (North America)
	Goaltender	Nikolai Khabibulin (World)
	Defenseman	Teppo Numminen (World)
	Coach	Jim Schoenfeld (North America)
2000	Center	Jeremy Roenick (North America)
	Defenseman	Teppo Numminen (World)
2001	Goaltender	Sean Burke (North America)
	Defenseman	Teppo Numminen (World)
2002	Goaltender	Sean Burke (North America)
2003	No Representatives	
2004	Right Wing	<b>Shane Doan</b>
2007	Center	Yanic Perreault
	Defenseman	Ed Jovanovski
2008	Defenseman	Ed Jovanovski
2009	Left Wing	<b>Shane Doan</b>
2011	Defenseman	Keith Yandle
2012	Defenseman	Keith Yandle
2015	Defenseman	<b>Oliver Ekman-Larsson</b>
2016	No Representatives	
1987	<i>Rendez-Vous '87 replaces NHL All-Star Game</i>	
1995	<i>No NHL All-Star Game due to shortened season</i>	
1998	<i>NHL All-Star Game format changes to North America vs. the World</i>	
2003	<i>NHL All-Star Game format changes to Eastern Conference vs. Western Conference</i>	
2005	<i>No NHL All-Star Game due to cancelled 2004-05 season</i>	
2006	<i>No NHL All-Star Game due to 2006 Olympic Winter Games</i>	
2010	<i>No NHL All-Star Game due to 2010 Olympic Winter Games</i>	
2013	<i>No NHL All-Star Game due to shortened season</i>	
2014	<i>No NHL All-Star Game due to 2014 Olympic Winter Games</i>	

## YOUNG STARS / ALL STARS / ALL ROOKIE TEAM

## YOUNG STARS GAME

YEAR	POSITION	PLAYER
2002	Center	Krystofer Kolanos
		(represented by D Paul Mara)
2003	Defenseman	Ossi Vaananen
	Right Wing	Branko Radivojevic
2004	No Representatives	
2007	No Representatives	
2008	Center	Peter Mueller
2009	Right Wing	Mikkel Boedker
2011	Defenseman	<b>Oliver Ekman-Larsson</b>

\*NHL Young Stars Game began in the 2001-02 season

2005	<i>No NHL Young Stars Game due to cancelled 2004-05 season</i>
2006	<i>No NHL Young Stars Game due to 2006 Olympic Winter Games</i>
2010	<i>No NHL Young Stars Game due to 2010 Olympic Winter Games</i>
2013	<i>No NHL Young Stars Game due to shortened season</i>
2014	<i>No NHL Young Stars Game due to 2014 Olympic Winter Games</i>

## ALL STAR TEAMS (POSTSEASON)

YEAR	POS.	PLAYER	TEAM
1984-85	C	Dale Hawerchuk	Second Team
1991-92	D	Phil Housley	Second Team
1992-93	RW	Teemu Selanne	First Team
1994-95	C	Alexei Zhamnov	Second Team
	LW	Keith Tkachuk	Second Team
2009-10	G	Ilya Bryzgalov	Second Team
2011-12	LW	Ray Whitney	Second Team

## ALL ROOKIE TEAMS

YEAR	POS.	PLAYER
1987-88	LW	Iain Duncan
1989-90	G	Bob Essensa
1992-93	RW	Teemu Selanne
1993-94	D	Boris Mironov

\*NHL All-Rookie Teams began in the 1982-83 season



## HART TROPHY

YEAR	POS.	PLAYER	WINNER
1985	C	Dale Hawerchuk	Runner-Up



## VEZINA TROPHY

YEAR	POS.	PLAYER	WINNER
2010	G	Ilya Bryzgalov	Runner-Up



## CALDER TROPHY

YEAR	POS.	PLAYER	WINNER
1982	C	Dale Hawerchuk	Winner
1993	RW	Teemu Selanne	Winner



## KING CLANCY TROPHY

YEAR	POS.	PLAYER	WINNER
1996	LW	Kris King	Winner
2010	RW	Shane Doan	Winner



## LESTER PATRICK TROPHY

YEAR	POS.	PLAYER	WINNER
1995	LW	Brian Mullen	Winner



## JACK ADAMS AWARD

YEAR	COACH	WINNER
1982	Tom Watt	Winner
1985	Barry Long	Runner-Up
1990	Bob Murdoch	Winner
2002	Bob Francis	Winner
2010	Dave Tippett	Winner



## LESTER B. PEARSON AWARD

YEAR	POS.	PLAYER	WINNER
2002	G	Sean Burke	Finalist



## MARK MESSIER LEADERSHIP AWARD

YEAR	POS.	PLAYER	WINNER
2010	RW	Shane Doan	Finalist
2011	RW	Shane Doan	Finalist
2012	RW	Shane Doan	Winner

## GENERAL MANAGER OF THE YEAR AWARD

YEAR	EXECUTIVE	WINNER
2010	Don Maloney	Winner

## NHL PLAYER OF THE WEEK

YEAR	WEEK OF	POS.	WINNER
1980-81	Feb. 16	C	Dave Christian
1981-82	Mar. 8	G	Doug Soetaert
	Mar. 22	G	Ed Staniowski
1984-85	Mar. 18	G	Brian Hayward
1986-87	Nov. 16	G	Eldon Reddick
	Mar. 1	C	Dale Hawerchuk
1987-88	Feb. 7	C	Dale Hawerchuk
1988-89	Nov. 20	G	Alain Chevrier
1989-90	Jan. 1	G	Bob Essensa
1990-91	Nov. 4	G	Bob Essensa
	Feb. 3	C	Thomas Steen
1991-92	Nov. 17	G	Bob Essensa
	Feb. 2	G	Bob Essensa
1992-93	Mar. 1	C	Thomas Steen
1993-94	Oct. 25	RW	Teemu Selanne
	Dec. 6	LW	Keith Tkachuk
1995-96	Apr. 1	LW	Keith Tkachuk
1996-97	Mar. 10	G	Nikolai Khabibulin
	Apr. 7	LW	Keith Tkachuk
1997-98	Dec. 15	RW	Mike Gartner
1998-99	Nov. 9-15	G	Jimmy Waite
1999-00	Nov. 22-28	C	Jeremy Roenick
2002-03	Dec. 30-Jan. 5	G	Sean Burke
2003-04	Dec. 29-Jan. 4	G	Brian Boucher
2003-04	Jan. 5-11	G	Brian Boucher
2005-06	Mar. 27-Apr. 2	C	Steven Reinprecht
2009-10	Oct. 12-18	G	Ilya Bryzgalov
2009-10	Jan. 25-31	RW	Shane Doan
2011-12	Feb. 6-12	G	Mike Smith
2011-12	Apr. 2-8	G	Mike Smith
2015-16	Oct. 7-11	G	Mike Smith
2015-16	Dec. 28-Jan. 3	RW	Shane Doan

\*NHL Player of the Week began in the 1980-81 season

## NHL PLAYER OF THE MONTH

YEAR	MONTH	POS.	PLAYER
1984-85	Mar./Apr.	G	Brian Hayward
1992-93	January	RW	Teemu Selanne
1999-00	October	G	Mikhail Shtalenkov
2000-01	October	G	Sean Burke
2001-02	March	G	Sean Burke
2009-10	March	RW	Lee Stempniak
2011-12	February	G	Mike Smith

\*NHL Player of the Month began in the 1980-81 season

## NHL ROOKIE OF THE MONTH

YEAR	MONTH	POS.	PLAYER
1986-87	January	G	Daniel Berthiaume
1992-93	October	RW	Teemu Selanne
	January	RW	Teemu Selanne
	Mar./Apr.	RW	Teemu Selanne
1999-00	January	C	Trevor Letowski
2001-02	November	C	Krystofer Kolanos
2007-08	January	C	Peter Mueller
2015-16	January	G	Louis Domingue

\*NHL Rookie of the Month began in the 1983-84 season



## TEAM MVP

YEAR	POS.	PLAYER
1996-97	LW	Keith Tkachuk
1997-98	LW	Keith Tkachuk
1998-99	G	Nikolai Khabibulin
1999-00	C	Jeremy Roenick
2000-01	G	Sean Burke
2001-02	G	Sean Burke
2002-03	RW	Mike Johnson
2003-04	RW	Shane Doan
2005-06	G	Curtis Joseph
2006-07	RW	Shane Doan
2007-08	RW	Shane Doan
2008-09	RW	Shane Doan
2009-10	G	Ilya Bryzgalov
2010-11	G	Ilya Bryzgalov
2011-12	G	Mike Smith
2012-13	D	Oliver Ekman-Larsson
2013-14	C	Antoine Vermette
2014-15	D	Oliver Ekman-Larsson
2015-16	D	Oliver Ekman-Larsson

## LEADING SCORER

YEAR	POS.	PLAYER
1996-97	LW	Keith Tkachuk
1997-98	LW	Keith Tkachuk
1998-99	C	Jeremy Roenick
1999-00	C	Jeremy Roenick
2000-01	C	Jeremy Roenick
2001-02	C	Daymond Langkow
2002-03	RW	Mike Johnson
2003-04	RW	Shane Doan
2005-06	RW	Shane Doan
2006-07	RW	Shane Doan
2007-08	RW	Shane Doan
2008-09	RW	Shane Doan
2009-10	LW	Wojtek Wolski
2010-11	RW	Shane Doan
2011-12	LW	Ray Whitney
2012-13	RW	Shane Doan
2013-14	D	Keith Yandle
2014-15	D	Oliver Ekman-Larsson
2015-16	D	Oliver Ekman-Larsson

## MAN OF THE YEAR

YEAR	POS.	PLAYER
1996-97	LW	Kris King
1997-98	LW	Jim McKenzie
1998-99	C	Jeremy Roenick
1999-00	C	Jeremy Roenick
2000-01	LW	Brad May
2001-02	RW	Landon Wilson
2002-03	RW	Landon Wilson
2003-04	RW	Shane Doan
	LW	Tyson Nash
2005-06	D	Keith Ballard
	RW	Fredrik Sjostrom
2006-07	LW	Josh Gratton
2007-08	D	Derek Morris
2008-09	D	Kurt Sauer
2009-10	D	Jim Vandermeer
2010-11	C	Vernon Fiddler
2011-12	G	Jason LaBarbera
2012-13	LW	Paul Bissonnette
2013-14	RW	David Moss
2014-15	D	Michael Stone
2015-16	D	Michael Stone

## JUKKA NIEMINEN MEMORIAL

## TROPHY (HARDEST WORKING Player)

YEAR	POS.	PLAYER
1996-97	RW	Dallas Drake
1997-98	RW	Dallas Drake
1998-99	RW	Rick Tocchet
1999-00	RW	Shane Doan
2000-01	C	Mike Sullivan
2001-02	RW	Shane Doan
2002-03	RW	Shane Doan
2003-04	D	Cale Hulse
2005-06	D	Keith Ballard
2006-07	D	Keith Ballard
2007-08	RW	Shane Doan
2008-09	D	Zbynek Michalek
2009-10	C	Vernon Fiddler
2010-11	LW	Lauri Korpikoski
2011-12	RW	Shane Doan
2012-13	C	Boyd Gordon
2013-14	C	Antoine Vermette
2014-15	RW	Tobias Rieder
2015-16	LW	Jordan Martinook

## THREE-STAR AWARD

YEAR	POS.	PLAYER
1996-97	LW	Keith Tkachuk
1997-98	LW	Keith Tkachuk
1998-99	LW	Keith Tkachuk
1999-00	LW	Keith Tkachuk
2000-01	G	Sean Burke
2001-02	G	Sean Burke
2002-03	LW	Ladislav Nagy
2003-04	RW	Shane Doan
2005-06	G	Curtis Joseph
2006-07	RW	Shane Doan
2007-08	G	Ilya Bryzgalov
2008-09	RW	Shane Doan
2009-10	G	Ilya Bryzgalov
2010-11	G	Ilya Bryzgalov
2011-12	G	Mike Smith
2012-13	G	Mike Smith
2013-14	G	Mike Smith
2014-15	G	Mike Smith
2015-16	RW	Shane Doan

## BETH CHAMPIE

## MEMORIAL AWARD

Presented by the Coyotes Booster Club

YEAR	POS.	PLAYER
2007-08	D	Derek Morris
2008-09	RW	Shane Doan
2009-10	D	Keith Yandle
2010-11	LW	Paul Bissonnette

## HOCKEY HALL OF FAME

## HHOF MEMBER

Bobby Hull  
Wayne Gretzky  
Dale Hawerchuk  
Mike Gartner  
Grant Fuhr  
Cliff Fletcher  
Paul Coffey  
Brett Hull  
Phil Housley

## YEAR INDUCTED

1983 as Player  
1999 as Player  
2001 as Player  
2001 as Player  
2003 as Player  
2004 as Builder  
2004 as Player  
2009 as Player  
2015 as Player

## FRANCHISE AFFILIATION

Player, 1979-80  
Managing Partner-Head Coach, 2001-2009  
Player, 1981-82 to 1989-90  
Player, 1996-97 to 1997-98  
Goaltending Coach, 2004-2009  
Senior Executive VP, 2001-2007  
Special Teams Consultant, 2002-2005  
Player, 2005-06  
Player, 1990-93

## OLYMPIC GAMES

YEAR	POS.	PLAYER	COUNTRY	FINISH	YEAR	POS.	PLAYER	COUNTRY	FINISH
1980	C	Dave Christian	USA	Gold	1994	LW	Ravil Gusmanov	Russia	4th
	LW	Bengt Lundholm	Sweden	Bronze	1998	LW	Keith Tkachuk	USA	6th
	D	Don Spring	Canada	6th		C	Jeremy Roenick	USA	6th
	D	Tim Watters	Canada	6th		D	Teppo Numminen	Finland	Bronze
1984	LW	Anssi Melametsa	Finland	6th		C	Juha Ylonen	Finland	Bronze
	G	Marc Behrend	USA	7th	2002	D	Danny Markov	Russia	Bronze
1988	D	Tim Watters	Canada	4th		D	Teppo Numminen	Finland	6th
	D	Teppo Numminen	Finland	Silver		D	Ossi Vaananen	Finland	6th
	D	Guy Gosselin	USA	7th		C	Michal Handzus	Slovakia	13th
1992	LW	Petri Skriko	Finland	7th	2006	RW	Shane Doan	Canada	7th
	G	Nikolai Khabibulin	Russia	Gold		D	Dennis Seidenberg	Germany	9th
	D	Sergei Bautin	Russia	Gold		G	Ilya Bryzgalov	Russia	7th
	LW	Evgeny Davydov	Russia	Gold	2010	D	Sami Lepisto	Finland	Bronze
	C	Alexei Zhamnov	Russia	Gold		D	Zbynek Michalek	Czech Republic	5th
	LW	Keith Tkachuk	USA	4th	2014	G	Mike Smith	Canada	Gold
	D	Moe Mantha	USA	4th		D	Oliver Ekman-Larsson	Sweden	Silver
	RW	Teemu Selanne	Finland	7th		LW	Lauri Korpikoski	Finland	Bronze
	RW	Hannu Jarvenpaa	Finland	7th		D	Zbynek Michalek	Czech Republic	6th
						C	Martin Hanzal	Czech Republic	6th



## SEASON OPENERS

SEASON	SITE	DATE	OPP.	RESULT
1979-80	Road	Oct. 10	at Pittsburgh	4-2 L
1980-81	Road	Oct. 10	at Washington	4-1 L
1981-82	Home	Oct. 6	vs. Toronto	6-1 L
1982-83	Home	Oct. 6	vs. Minnesota	5-4 L
1983-84	Home	Oct. 5	vs. Detroit	6-6 T
1984-85	Home	Oct. 14	vs. Toronto	5-2 W
1985-86	Road	Oct. 10	at Edmonton	4-3 L
1986-87	Home	Oct. 9	vs. Buffalo	3-2 W
1987-88	Road	Oct. 10	at Calgary	5-1 W
1988-89	Road	Oct. 6	at Vancouver	2-2 T
1989-90	Home	Oct. 6	vs. NY Rangers	4-1 L
1990-91	Home	Oct. 4	vs. Toronto	7-1 W
1991-92	Home	Oct. 4	vs. Los Angeles	6-3 L
1992-93	Home	Oct. 6	vs. Detroit	4-1 W
1993-94	Home	Oct. 6	vs. Washington	6-4 W
1994-95	Home	Jan. 20	vs. Calgary	3-3 T
1995-96	Home	Oct. 7	vs. Dallas	7-5 W
1996-97	Road	Oct. 5	at Hartford	1-0 L

SEASON	SITE	DATE	OPP.	RESULT
1997-98	Home	Oct. 1	vs. Chicago	6-2 W
1998-99	Home	Oct. 11	vs. Ottawa	4-1 L
1999-00	Road	Oct. 2	at St. Louis	2-1 W
2000-01	Home	Oct. 5	vs. St. Louis	4-1 W
2001-02	Road	Oct. 4	at Los Angeles	2-2 T
2002-03	Road	Oct. 9	at Los Angeles	4-1 L
2003-04	Home	Oct. 10	vs. St. Louis	2-1 W
2005-06	Road	Oct. 5	at Vancouver	3-2 L
2006-07	Home	Oct. 5	vs. NY Islanders	6-3 W
2007-08	Home	Oct. 4	vs. St. Louis	3-2 W
2008-09	Home	Oct. 11	vs. Columbus	3-1 W
2009-10	Road	Oct. 3	at Los Angeles	6-3 W
*2010-11	Road	Oct. 9	at Boston	5-2 W
2011-12	Road	Oct. 8	at San Jose	6-3 L
2012-13	Road	Jan. 19	at Dallas	4-3 L
2013-14	Home	Oct. 3	vs. NY Rangers	4-1 W
2014-15	Home	Oct. 9	vs. Winnipeg	6-2 L
2015-16	Road	Oct. 9	at Los Angeles	4-1 W

**RECORD: 18-14-4-0**

*\*Game Played at Q2 Arena in Prague, CZE as part of the 2010 Compuware NHL Premiere Series*

## HOME OPENERS

SEASON	DATE	OPPONENT	RESULT
1979-80	Oct. 14	vs. Colorado	4-2 W
1980-81	Oct. 17	vs. Chicago	6-2 W
1981-82	Oct. 6	vs. Toronto	6-1 L
1982-83	Oct. 6	vs. Minnesota	5-4 L
1983-84	Oct. 5	vs. Detroit	6-6 T
1984-85	Oct. 14	vs. Toronto	5-2 W
1985-86	Oct. 13	vs. Quebec	5-2 L
1986-87	Oct. 9	vs. Buffalo	3-2 W
1987-88	Oct. 12	vs. Calgary	3-2 W
1988-89	Oct. 14	vs. Vancouver	4-3 W
1989-90	Oct. 6	vs. NY Rangers	4-1 L
1990-91	Oct. 4	vs. Toronto	7-1 W
1991-92	Oct. 4	vs. Los Angeles	6-3 L
1992-93	Oct. 6	vs. Detroit	4-1 W
1993-94	Oct. 6	vs. Washington	6-4 W
1994-95	Jan. 20	vs. Calgary	3-3 T
1995-96	Oct. 7	vs. Dallas	7-5 W
1996-97	Oct. 10	vs. San Jose	4-1 W

SEASON	DATE	OPPONENT	RESULT
1997-98	Oct. 1	vs. Chicago	6-2 W
1998-99	Oct. 11	vs. Ottawa	4-1 L
1999-00	Oct. 5	vs. Anaheim	4-0 W
2000-01	Oct. 5	vs. St. Louis	4-1 W
2001-02	Oct. 13	vs. Washington	5-2 W
2002-03	Oct. 12	vs. Dallas	5-2 L
2003-04	Oct. 10	vs. St. Louis	2-1 W
2005-06	Oct. 8	vs. Minnesota	2-1 W
2006-07	Oct. 5	vs. NY Islanders	6-3 W
2007-08	Oct. 4	vs. St. Louis	3-2 W
2008-09	Oct. 11	vs. Columbus	3-1 W
2009-10	Oct. 10	vs. Columbus	2-0 L
2010-11	Oct. 16	vs. Detroit	2-1 OTL
2011-12	Oct. 15	vs. Winnipeg	4-1 W
2012-13	Jan. 20	vs. Chicago	6-4 L
2013-14	Oct. 3	vs. NY Rangers	4-1 W
2014-15	Oct. 9	vs. Winnipeg	6-2 L
2015-16	Oct. 10	vs. Pittsburgh	2-1 W

**RECORD: 23-10-2-1**

## ROAD OPENERS

SEASON	DATE	OPPONENT	RESULT
1979-80	Oct. 10	at Pittsburgh	4-2 L
1980-81	Oct. 10	at Washington	4-1 L
1981-82	Oct. 14	at Edmonton	4-2 W
1982-83	Oct. 9	at Detroit	8-0 W
1983-84	Oct. 12	at Pittsburgh	4-3 W
1984-85	Oct. 17	at Calgary	7-4 L
1985-86	Oct. 10	at Edmonton	4-3 L
1986-87	Oct. 16	at Hartford	4-4 T
1987-88	Oct. 10	at Calgary	5-1 W
1988-89	Oct. 6	at Vancouver	2-2 T
1989-90	Oct. 10	at Pittsburgh	5-1 L
1990-91	Oct. 6	at Edmonton	3-3 T
1991-92	Oct. 10	at San Jose	5-4 W
1992-93	Oct. 8	at San Jose	4-3 L
1993-94	Oct. 9	at Dallas	3-3 T
1994-95	Jan. 25	at San Jose	4-0 L
1995-96	Oct. 11	at NY Rangers	6-4 L
1996-97	Oct. 5	at Hartford	1-0 L

SEASON	DATE	OPPONENT	RESULT
1997-98	Oct. 3	at St. Louis	7-2 L
1998-99	Oct. 22	at Dallas	2-1 L
1999-00	Oct. 2	at St. Louis	2-1 W
2000-01	Oct. 12	at San Jose	2-1 L
2001-02	Oct. 4	at Los Angeles	2-2 T
2002-03	Oct. 9	at Los Angeles	4-1 L
2003-04	Oct. 12	at Anaheim	2-0 W
2005-06	Oct. 5	at Vancouver	3-2 L
2006-07	Oct. 9	at Columbus	5-1 L
2007-08	Oct. 10	at Columbus	3-0 L
2008-09	Oct. 12	at Anaheim	4-2 W
2009-10	Oct. 3	at Los Angeles	6-3 W
*2010-11	Oct. 9	at Boston	5-2 W
2011-12	Oct. 8	at San Jose	6-3 L
2012-13	Jan. 19	at Dallas	4-3 L
2013-14	Oct. 5	at San Jose	4-1 L
2014-15	Oct. 21	at Nashville	4-3 SOL
2015-16	Oct. 9	at Los Angeles	4-1 W

**RECORD: 11-19-5-1**

*\*Game Played at Q2 Arena in Prague, CZE as part of the 2010 Compuware NHL Premiere Series*



**FIRST GAME****Home:** vs Colorado, Oct. 14, 1979**Road:** at Pittsburgh, Oct. 10, 1979**FIRST STARTING LINE UP****Goaltender:** Gary Smith**Defensemen:** Lars-Erik Sjoberg, Craig Norwich**Center:** Peter Sullivan**Left Wing:** Morris Lukowich**Right Wing:** Willy Lindstrom**FIRST WIN****Home:** vs Colorado (4-2), Oct. 14, 1979**Road:** at Quebec (5-2), Oct. 31, 1979**FIRST LOSS****Home:** vs Detroit (5-1), Oct. 17, 1979**Road:** at Pittsburgh (4-2), Oct. 10, 1979**FIRST TIE****Home:** vs St. Louis (2-2), Oct. 28, 1979**Road:** at Minnesota (4-4), Dec. 1, 1979**FIRST GOAL****Home:** Peter Sullivan (5:50 of 1st period) vs Colorado, Oct. 14, 1979**Road:** Morris Lukowich (13:34 of 3rd period) vs Pittsburgh, Oct. 10, 1979**FIRST ASSISTS****Home:** Willy Lindstrom, Lars Sjoberg (5:50 of 1st period) vs Colorado, Oct. 14, 1979**Road:** Peter Marsh, Barry Melrose (13:34 of 3rd period) at Pittsburgh, Oct. 10, 1979**FIRST MINOR PENALTY****Home:** Gary Smith, slashing (0:33 of 1st period) vs Colorado, Oct. 14, 1979**Road:** Hilliard Graves, slashing (3:19 of 1st period) at Pittsburgh, Oct. 10, 1979**FIRST MAJOR PENALTY****Home:** Peter Marsh (14:23 of 2nd period) vs Detroit, Oct. 17, 1979**Road:** Barry Melrose (18:23 of 1st period) vs Colorado, Oct. 20, 1979**FIRST MISCONDUCT PENALTY****Home:** Peter Marsh (14:23 of 2nd period) vs Detroit, Oct. 17, 1979**Road:** Jimmy Mann (11:15 of 3rd period) vs Atlanta, Nov. 6, 1979**FIRST POWER-PLAY GOAL****Home:** Jude Drouin (18:30 of 2nd period) vs Colorado, Oct. 14, 1979**Road:** Peter Sullivan (15:56 of 3rd period) at Pittsburgh, Oct. 10, 1979**FIRST SHORTHANDED GOAL****Home:** Lars-Erik Sjoberg (4:30 of 2nd period) vs Vancouver, Nov. 24, 1979**Road:** Jude Drouin (5:33 of 1st period) at Minnesota, Dec. 1, 1979**FIRST GAME-WINNING GOAL****Home:** Jude Drouin (18:30 of 2nd period) vs Colorado, Oct. 14, 1979**Road:** Ron Wilson (8:33 of 2nd period) at Quebec, Oct. 31, 1979**FIRST GOAL ALLOWED****Home:** Barry Beck (against Gary Smith at 3:39 of 1st period) vs Colorado, Oct. 14, 1979**Road:** Greg Malone (against Gary Smith at 2:04 of 2nd period) at Pittsburgh, Oct. 10, 1979**FIRST WIN BY A GOALTENDER****Home:** Gary Smith vs Colorado (4-2), Oct. 14, 1979**Road:** Gary Smith at Quebec (5-2), Oct. 31, 1979**FIRST LOSS BY A GOALTENDER****Home:** Pierre Hamel vs Detroit (5-1), Oct. 17, 1979**Road:** Gary Smith at Pittsburgh (4-2), Oct. 10, 1979**FIRST SHUTOUT FOR****Home:** Markus Mattsson (27 saves) vs Hartford (7-0), Mar. 26, 1980**Road:** Markus Mattsson (20 saves) vs NY Islanders (0-0), Feb. 12, 1980**FIRST SCORELESS GAME****Home:** vs. Dallas (Ilya Bryzgalov and Marty Turco), Jan. 10, 2009\***Road:** at NY Islanders (Markus Mattsson and Glenn Resch), Feb. 12, 1980**FIRST 2-GOAL GAME****Home:** Craig Norwich vs Colorado, Oct. 14, 1979**Road:** Peter Sullivan vs Quebec, Oct. 31, 1979**FIRST HAT TRICK****Home:** Willy Lindstrom (3 goals) vs Montreal, Dec. 15, 1979**Road:** Dave Christian (3 goals) at NY Rangers, Feb. 12, 1981**FIRST PENALTY SHOT****Home:** Peter Sullivan vs Minnesota (against Gary Edwards at 9:16 of 3rd period), Oct. 19, 1979 (failed)**Road:** Brent Ashton at Vancouver (against Kirk McLean at 19:40 of 1st period), Dec. 11, 1988 (scored)*\*Phoenix won 1-0 in a shootout (no goals scored in regulation or overtime)*

**FIRST GAME****Home** - vs. San Jose, Oct. 10, 1996**Road** - at Hartford, Oct. 5, 1996**FIRST STARTING LINE UP****Goaltender:** Nikolai Khabibulin**Defensemen:** Brad McCrimmon, Jim Johnson**Center:** Keith Tkachuk**Left Wing:** Jim McKenzie**Right Wing:** Shane Doan**FIRST WIN****Home** - vs. San Jose (4-1), Oct. 10, 1996**Road** - at Boston (5-2), Oct. 7, 1996**FIRST LOSS****Home** - vs. Edmonton (6-3), Oct. 14, 1996**Road** - at Hartford (1-0), Oct. 5, 1996**FIRST TIE****Home** - vs. Florida (1-1), Oct. 20, 1996**Road** - at Colorado (3-3), Oct. 11, 1997**FIRST GOAL****Home** - Kris King (19:34 of 1st period) vs. San Jose, Oct. 10, 1996**Road** - Mike Gartner (7:11 of 1st period) at Boston, Oct. 7, 1996**FIRST ASSIST****Home** - Brad McCrimmon, Darrin Shannon (19:34 of 1st period) vs. San Jose, Oct. 10, 1996**Road** - Keith Tkachuk (7:11 of 1st period) at Boston, Oct. 7, 1996**FIRST MINOR PENALTY****Home** - Mike Gartner, high sticking (4:49 of 1st period) vs. San Jose, Oct. 10, 1996**Road** - Nikolai Khabibulin, delay of game (3:50 of 1st period) at Hartford, Oct. 5, 1996**FIRST MAJOR PENALTY****Home** - Jim McKenzie, fighting (18:22 of 2nd period) vs. San Jose, Oct. 10, 1996**Road** - Darrin Shannon, fighting (13:47 of 3rd period) at Boston, Oct. 7, 1996**FIRST MISCONDUCT PENALTY****Home** - Dallas Drake (7:58 of 1st period) vs. Montreal, Nov. 3, 1996**Road** - Kris King (16:06 of 1st period) at St. Louis, Nov. 21, 1996**FIRST POWER PLAY GOAL****Home** - Mike Gartner (7:41 of 2nd period) vs. San Jose, Oct. 10, 1996**Road** - Dallas Drake (4:00 of 2nd period) at Toronto, Oct. 26, 1996**FIRST SHORTHANDED GOAL****Home** - Keith Tkachuk (19:06 of 3rd period) vs. Anaheim, Oct. 12, 1996**Road** - Oleg Tverdovsky (10:50 of 3rd period) at NY Islanders, Dec. 10, 1996**FIRST GAME WINNING GOAL****Home** - Mike Gartner (7:41 of 2nd period) vs. San Jose, Oct. 10, 1996**Road** - Oleg Tverdovsky (9:00 of 1st period) at Boston, Oct. 7, 1996**FIRST GOAL ALLOWED****Home** - Bernie Nicholls (against Nikolai Khabibulin at 19:29 of 2nd period) vs. San Jose, Oct. 10, 1996**Road** - Alexander Godynyuk (against Nikolai Khabibulin at 2:48 of 2nd period) at Hartford, Oct. 5, 1996**FIRST WIN BY A GOALTENDER****Home** - Nikolai Khabibulin vs. San Jose (4-1), Oct. 10, 1996**Road** - Nikolai Khabibulin at Boston (5-2), Oct. 7, 1996**FIRST LOSS BY A GOALTENDER****Home** - Nikolai Khabibulin vs. Edmonton (6-3), Oct. 14, 1996**Road** - Nikolai Khabibulin at Hartford (1-0), Oct. 5, 1996**FIRST SHUTOUT FOR****Home** - Nikolai Khabibulin (26 saves) vs. Vancouver (4-0), Jan. 25, 1997**Road** - Darcy Wakaluk (33 saves) at St. Louis (3-0), Dec. 5, 1996**FIRST SHUTOUT AGAINST****Home** - Rick Tabaracci (21 saves) vs. Tampa Bay (2-0), Feb. 4, 1997**Road** - Sean Burke (30 saves) at Hartford (1-0), Oct. 5, 1996**FIRST SCORELESS GAME****Home** - vs. Dallas (Ilya Bryzgalov and Marty Turco), Jan. 10, 2009\***Road** - at Chicago (Zac Bierk and Michael Leighton), Jan. 8, 2003**FIRST 2-GOAL GAME****Home** - Dallas Drake vs. Montreal, Nov. 3, 1996**Road** - Mike Gartner at Montreal, Oct. 28, 1996**FIRST HAT TRICK****Home** - Keith Tkachuk (3 goals) vs. New Jersey, Nov. 28, 1996**Road** - Mike Gartner (3 goals) at Boston, Oct. 7, 1996**FIRST PENALTY SHOT****Home** - Mike Hudson vs. Detroit (against Chris Osgood at 8:36 of 3rd period), Nov. 18, 1996 (failed)**Road** - Jeremy Roenick at Columbus (against Marc Denis at 17:06 of 2nd period), Feb. 28, 2001 (failed)*\*Phoenix won 1-0 in a shootout (no goals scored in regulation or overtime)*



## 9 BOBBY HULL

Hull's #9 was originally retired by the Winnipeg Jets on February 19, 1989; his #9 was entered into the Coyotes' Ring of Honor on October 8, 2005

- Appeared in 411 career WHA games with the Winnipeg Jets (1972-1978)
- Played one NHL season with the Jets (1978-79)
- Appeared in 1,063 career NHL games over 16 seasons with the Jets, Blackhawks and Hartford Whalers, registering 610-560-1,170
- Scored 50 or more goals nine times, 80 or more points 13 times



## 25 THOMAS STEEN

Steen's #25 was originally retired by the Winnipeg Jets on May 6, 1995; his #25 was entered into the Coyotes' Ring of Honor on January 21, 2006

- First non-North American player to have his number retired by an NHL team
- Upon his retirement, ranked among the NHL's top 80 all-time point leaders
- NHL All-Star in 1990
- Spent his entire 14-year NHL career with the Winnipeg Jets
- Registered 27-61-88 during the 1988-89 campaign
- Jets co-captain for the 1989-90 and 1990-91 seasons
- Ranks first in assists (553), second in points (817) and shorthanded goals (13), third in games played (950) and fourth in goals (264) in franchise history



## 10 DALE HAWERCHUK

Hawerchuk's #10 was entered into the Coyotes' Ring of Honor on April 5, 2007

- Appeared in 713 career NHL games with the Winnipeg Jets
- Registered 518 goals, 891 assists and 1,409 points in 1,188 career NHL games
- Recorded more than a point-per-game for 13 consecutive seasons
- Youngest player in NHL history to play in 1,000 career NHL games (30 years, 306 days)
- Became the youngest player in NHL history to reach the 100-point plateau in his rookie season (1981-82)
- Calder Memorial Trophy (1982)
- Second Team NHL All-Star (1985)
- Runner up for the Hart Memorial Trophy (1985)
- Served as Jets captain from 1984-90
- Selected to five NHL All-Star Games (1982, 1985, 1986, 1987, 1988)
- Inducted into the Hockey Hall of Fame in 2001





## 27 TEPPU NUMMINEN

Numminen's #27 was entered into the Coyotes' Ring of Honor on January 30, 2010

- His 1,372 career NHL games are the most ever by a European-trained NHL player
- Served as Coyotes captain during the 2001-02 and 2002-03 campaigns
- Participated in three NHL All-Star Games (1999, 2000, 2001)
- Represented Finland at four Winter Olympics (1988, 1998, 2002, 2006), and at five IIHF World Championships (1987, 1991, 1994, 1996, 1997)
- Earned six total medals in international competition
- Ranks as the franchise's all-time leader in goals (108), assists (426) and points (534) among defensemen
- Totaled 117-520-637 in 1,372 career NHL games with the Jets, Coyotes, Stars and Sabres



## 7 KEITH TKACHUK

Tkachuk's #7 was entered into the Coyotes' Ring of Honor on December 23, 2011

- Recorded 538-527-1,065 in 1,201 career NHL games with Winnipeg/Phoenix, St. Louis and Atlanta
- Registered 323-300-623 and 1,508 penalty minutes in 640 games over 10 seasons with the Jets/Coyotes franchise
- One of four U.S. born players to score 500-plus NHL goals
- Second-Team NHL All-Star (1995, 1998)
- U.S. Hockey Hall of Fame (2011)
- Participated in five NHL All-Star Games (1997, 1998, 1999, 2004, 2009)
- Represented Team USA at four Winter Olympics (1992, 1998, 2002, 2006)
- Was a member of the 2006 World Cup of Hockey winning U.S. team
- Led the Coyotes in scoring during four seasons (1993-94, 1995-96, 1996-97, 1997-98)
- Served as Coyotes/Jets captain from 1993-95 and 1996-01
- Ranks third all-time in franchise history in goals (323) and power-play goals (114) as well as second in game-winning goals (40) and hat tricks (9). He also ranks first all-time in penalty minutes (1,508).



## 97 JEREMY ROENICK

Roenick's #97 was entered into the Coyotes' Ring of Honor on February 11, 2012

- Collected 513-703-1,216 in 1,363 career NHL games with Chicago, Phoenix, Philadelphia, Los Angeles and San Jose
- In six seasons with the Coyotes, appeared in 454 games, recording 152-227-379 and 596 penalty minutes
- Second-highest American born goal scorer; one of four U.S. born players to score 500-plus NHL goals
- U.S. Hockey Hall of Fame (2010)
- Participated in nine NHL All-Star Games (1991, 1992, 1993, 1994, 1999, 2000)
- Represented Team USA at two Winter Olympics (1998, 2002)
- Led the Coyotes in scoring for three consecutive seasons (1998-99, 1999-00, 2000-01)





# PLAYOFFS







## TEAM PLAYOFF RECORDS

TEAM	GP	W	L	OT	PCTG	GF	GA
PITTSBURGH	24	16	8	3	.667	73	55
SAN JOSE	24	14	10	4	.583	75	56
TAMPA BAY	17	11	6	1	.647	48	40
ST. LOUIS	20	10	10	2	.500	57	56
DALLAS	13	7	6	2	.538	35	42
NASHVILLE	14	7	7	0	.500	31	43
WASHINGTON	12	6	6	1	.500	29	22
NY ISLANDERS	11	5	6	2	.455	26	32
CHICAGO	7	3	4	1	.429	20	19
ANAHEIM	7	3	4	0	.429	18	14
MINNESOTA	6	2	4	0	.333	17	21
FLORIDA	6	2	4	3	.333	14	15
PHILADELPHIA	6	2	4	0	.333	6	14
LOS ANGELES	5	1	4	0	.200	11	16
NY RANGERS	5	1	4	0	.200	10	21
DETROIT	5	1	4	0	.200	6	14

## HOME

TEAM	GP	W	L	GF	GA
PITTSBURGH	13	9	4	39	33
SAN JOSE	12	8	4	38	25
TAMPA BAY	9	6	3	28	22
WASHINGTON	6	4	2	14	9
NASHVILLE	6	4	2	16	15
ST LOUIS	10	4	6	24	27
DALLAS	7	3	4	17	21
NY ISLANDERS	5	2	3	12	13
DETROIT	2	1	1	4	3
PHILADELPHIA	3	1	2	3	8
FLORIDA	3	1	2	8	8
CHICAGO	3	1	2	11	10
MINNESOTA	3	1	2	11	11
ANAHEIM	4	1	3	10	10
NY RANGERS	2	0	2	1	8
LOS ANGELES	3	0	3	7	12

## ROAD

TEAM	GP	W	L	GF	GA
PITTSBURGH	11	7	4	34	22
ST LOUIS	10	6	4	33	29
SAN JOSE	12	6	6	37	31
TAMPA BAY	8	5	3	20	18
DALLAS	6	4	2	18	21
NY ISLANDERS	6	3	3	14	19
NASHVILLE	8	3	5	15	28
ANAHEIM	3	2	1	8	4
CHICAGO	4	2	2	9	9
WASHINGTON	6	2	4	15	13
LOS ANGELES	2	1	1	4	4
NY RANGERS	3	1	2	9	13
PHILADELPHIA	3	1	2	3	6
FLORIDA	3	1	2	6	7
MINNESOTA	3	1	2	6	10
DETROIT	3	0	3	4	9

## SERIES RESULTS

## CONFERENCE QUARTERFINALS

	RESULT
SERIES A – New York Islanders defeated Florida	4-2
SERIES B – Tampa Bay Lightning defeated Detroit	4-1
SERIES C – Washington Capitals defeated Philadelphia	4-2
SERIES D – Pittsburgh Penguins defeated New York Rangers	4-1
SERIES E – Dallas Stars defeated Minnesota	4-2
SERIES F – St. Louis Blues defeated Chicago	4-3
SERIES G – Nashville Predators defeated Anaheim	4-3
SERIES H – San Jose Sharks defeated Los Angeles	4-1

## CONFERENCE SEMIFINALS

SERIES I – Tampa Bay Lightning defeated New York Islanders	4-1
SERIES J – Pittsburgh Penguins defeated Washington	4-2
SERIES K – St. Louis Blues defeated Dallas	4-3
SERIES L – San Jose Sharks defeated Nashville	4-3

## CONFERENCE FINALS

SERIES M – Pittsburgh Penguins defeated Tampa Bay	4-3
SERIES N – San Jose Sharks defeated St. Louis	4-2

## STANLEY CUP FINAL

SERIES O – Pittsburgh Penguins defeated San Jose	4-2
--	-----



## PLAYOFF SCORING LEADERS

PLAYER	TEAM	P	GP	G	A	P	+/-	PIM	PP	SH	GW	S	S%	TOI/G
Logan Couture	San Jose	C	24	10	20	30	5	8	4	0	2	65	15.4	19:21
Brent Burns	San Jose	D	24	7	17	24	11	12	4	0	0	77	9.1	25:07
Joe Pavelski	San Jose	C	24	14	9	23	1	4	5	0	4	74	18.9	20:46
Phil Kessel	Pittsburgh	R	24	10	12	22	5	4	5	0	0	98	10.2	17:46
Joe Thornton	San Jose	C	24	3	18	21	2	10	1	0	1	34	8.8	19:39
Nikita Kucherov	Tampa Bay	R	17	11	8	19	13	8	3	0	0	51	21.6	20:08
Sidney Crosby	Pittsburgh	C	24	6	13	19	-2	4	3	0	3	69	8.7	20:26
Evgeni Malkin	Pittsburgh	C	23	6	12	18	1	18	4	0	1	72	8.3	17:30
Nick Bonino	Pittsburgh	C	24	4	14	18	9	12	0	0	2	41	9.8	17:12
Tyler Johnson	Tampa Bay	C	17	7	10	17	9	12	0	0	3	33	21.2	17:46
Carl Hagelin	Pittsburgh	L	24	6	10	16	9	14	1	0	1	59	10.2	16:22
Vladimir Tarasenko	St. Louis	R	20	9	6	15	-5	2	1	0	0	62	14.5	18:00
Jamie Benn	Dallas	L	13	5	10	15	2	10	0	0	1	32	15.6	21:21
Robby Fabbri	St. Louis	C	20	4	11	15	1	6	2	0	0	28	14.3	14:21
Kris Letang	Pittsburgh	D	23	3	12	15	6	22	0	0	1	70	4.3	28:52
David Backes	St. Louis	C	20	7	7	14	1	8	3	0	3	36	19.4	18:40
Jonathan Drouin	Tampa Bay	L	17	5	9	14	0	14	1	0	1	35	14.3	17:02
Victor Hedman	Tampa Bay	D	17	4	10	14	2	14	2	0	1	46	8.7	27:26
Jaden Schwartz	St. Louis	L	20	4	10	14	-5	6	3	0	1	36	11.1	18:08
Patric Hornqvist	Pittsburgh	R	24	9	4	13	-5	10	2	0	1	80	11.3	17:22
Troy Brouwer	St. Louis	R	20	8	5	13	0	26	3	0	1	35	22.9	18:58
Joel Ward	San Jose	R	24	7	6	13	2	16	1	0	1	35	20.0	15:52
Patrick Marleau	San Jose	L	24	5	8	13	4	8	1	0	1	41	12.2	16:47
Jason Spezza	Dallas	C	13	5	8	13	0	2	1	0	2	34	14.7	17:35
Alex Killorn	Tampa Bay	C	17	5	8	13	6	42	0	0	2	35	14.3	18:19
Colin Wilson	Nashville	L	14	5	8	13	8	0	0	0	0	27	18.5	16:59
Paul Stastny	St. Louis	C	20	3	10	13	-4	16	1	0	1	39	7.7	20:05
Joonas Donskoi	San Jose	R	24	6	6	12	0	4	0	0	2	35	17.1	15:32
Alex Ovechkin	Washington	L	12	5	7	12	3	2	3	0	1	62	8.1	21:19
John Carlson	Washington	D	12	5	7	12	-2	4	4	0	1	49	10.2	26:53

## CATEGORY LEADERS

## GOALS

Player	Team	GP	G
Joe Pavelski	SJS	24	14
Nikita Kucherov	TBL	17	11
Logan Couture	SJS	24	10
Phil Kessel	PIT	24	10
Vladimir Tarasenko	STL	20	9
Patric Hornqvist	PIT	24	9
Troy Brouwer	STL	20	8
Brent Burns	SJS	24	7
Tyler Johnson	TBL	17	7
David Backes	STL	20	7
Joel Ward	SJS	24	7
Sidney Crosby	PIT	24	6
Evgeni Malkin	PIT	23	6

## ASSISTS

Player	Team	GP	A
Logan Couture	SJS	24	20
Joe Thornton	SJS	24	18
Brent Burns	SJS	24	17
Nick Bonino	PIT	24	14
Sidney Crosby	PIT	24	13
Phil Kessel	PIT	24	12
Evgeni Malkin	PIT	23	12
Kris Letang	PIT	23	12
Robby Fabbri	STL	20	11
Marc-Edouard Vlasic	SJS	24	11
Tyler Johnson	TBL	17	10
Carl Hagelin	PIT	24	10

## GAME-WINNING GOALS

Player	Team	GP	GWG
Joe Pavelski	SJS	24	4
David Backes	STL	20	3
Sidney Crosby	PIT	24	3
Tyler Johnson	TBL	17	3
Matt Cullen	PIT	24	2

## POWER-PLAY GOALS

Player	Team	GP	PPG
Joe Pavelski	SJS	24	5
Phil Kessel	PIT	24	5
Brent Burns	SJS	24	4
Evgeni Malkin	PIT	23	4
Logan Couture	SJS	24	4
John Carlson	WSH	12	4
David Backes	STL	20	3
Alex Ovechkin	WSH	12	3

## PLUS/MINUS

Player	Team	GP	+/-
Marc-Edouard Vlasic	SJS	24	14
Nikita Kucherov	TBL	17	13
Brent Burns	SJS	24	11
Nick Bonino	PIT	24	9
Carl Hagelin	PIT	24	9
Tyler Johnson	TBL	17	9
Paul Martin	SJS	24	8
Colin Wilson	NSH	14	8
Tomas Hertl	SJS	20	8
Chris Tierney	SJS	24	8

## GOALTENDING LEADERS

## GOALS AGAINST AVERAGE

Player	Team	GP	GAA	MIN	SA	GA	W	L	OT
Michal Neuvirth	PHI	3	0.67	178:25	105	2	2	1	0
Petr Mrazek	DET	3	1.36	177:10	73	4	1	2	0
Frederik Andersen	ANA	5	1.41	297:22	132	7	3	2	0
Braden Holtby	WSH	12	1.72	731:32	363	21	6	6	2
Ben Bishop	TBL	11	1.86	582:26	297	18	8	2	0
Roberto Luongo	FLA	6	2.05	438:20	227	15	2	4	3
James Reimer	SJS	1	2.07	29:05	7	1	0	0	0
Matt Murray	PIT	21	2.08	1,267:16	575	44	15	6	2
Martin Jones	SJS	24	2.16	1,473:18	684	53	14	10	4
Brian Elliott	STL	18	2.44	1,057:40	546	43	9	9	2
Thomas Greiss	NYI	11	2.46	733:08	388	30	5	6	2
Jake Allen	STL	5	2.49	169:06	68	7	1	1	0
Corey Crawford	CHI	7	2.54	447:48	205	19	3	4	1

## WINS, LOSSES AND OT

Player	Team	GP	W	L	OT	MIN
Matt Murray	PIT	21	15	6	2	1,267:16
Martin Jones	SJS	24	14	10	4	1,473:18
Brian Elliott	STL	18	9	9	2	1,057:40
Ben Bishop	TBL	11	8	2	0	582:26
Pekka Rinne	NSH	14	7	7	0	865:58
Braden Holtby	WSH	12	6	6	2	731:32
Kari Lehtonen	DAL	11	6	3	0	554:47
Thomas Greiss	NYI	11	5	6	2	733:08
Frederik Andersen	ANA	5	3	2	0	297:22
Corey Crawford	CHI	7	3	4	1	447:48
Andrei Vasilevskiy	TBL	8	3	4	1	434:25

## SAVE PERCENTAGE

Player	Team	GP	SV%	GA	SA	MIN
Michal Neuvirth	PHI	3	.981	2	105	178:25
Frederik Andersen	ANA	5	.947	7	132	297:22
Petr Mrazek	DET	3	.945	4	73	177:10
Braden Holtby	WSH	12	.942	21	363	731:32
Ben Bishop	TBL	11	.939	18	297	582:26
Roberto Luongo	FLA	6	.934	15	227	438:20
Andrei Vasilevskiy	TBL	8	.925	20	267	434:25
Matt Murray	PIT	21	.923	44	575	1,267:16
Martin Jones	SJS	24	.923	53	684	1,473:18
Thomas Greiss	NYI	11	.923	30	388	733:08
Brian Elliott	STL	18	.921	43	546	1,057:40
Jeff Zatkoff	PIT	2	.908	6	65	117:13
Corey Crawford	CHI	7	.907	19	205	447:48
Pekka Rinne	NSH	14	.906	38	404	865:58
John Gibson	ANA	2	.900	6	60	116:45
Kari Lehtonen	DAL	11	.899	26	257	554:47
Jake Allen	STL	5	.897	7	68	169:06
Antti Raanta	NYR	3	.895	4	38	93:50

## SHUTOUTS

Player	Team	GP	SO	W	L	OT	SA	SV	MIN
Martin Jones	SJS	24	3	14	10	4	684	631	1,473:18
Ben Bishop	TBL	11	2	8	2	0	297	279	582:26
Braden Holtby	WSH	12	2	6	6	2	363	342	731:32
Petr Mrazek	DET	3	1	1	2	0	73	69	177:10
Michal Neuvirth	PHI	3	1	2	1	0	105	103	178:25
Frederik Andersen	ANA	5	1	3	2	0	132	125	297:22
Kari Lehtonen	DAL	11	1	6	3	0	257	231	554:47
Brian Elliott	STL	18	1	9	9	2	546	503	1,057:40
Matt Murray	PIT	21	1	15	6	2	575	531	1,267:16





DATE	OPPONENT	RESULT	GWG	GOALTENDERS	ATTEN.
------	----------	--------	-----	-------------	--------

**1982 PLAYOFFS**

April 7	St. Louis at Winnipeg	3-4 L	Lapointe	Staniowski/Liut	13,081
April 8	St. Louis at Winnipeg	5-2 W	MacLean	Soetaert/Liut	14,371
April 10	Winnipeg at St. Louis	3-6 L	Crombeen	Soetaert/Liut	13,827
April 11	Winnipeg at St. Louis	2-8 L	Sutter	Staniowski/Liut	12,676

**ST. LOUIS WON BEST OF FIVE SERIES 3-1****1983 PLAYOFFS**

April 6	Winnipeg at Edmonton	3-6 L	Gretzky	Hayward-Soetaert/Moog	17,498
April 7	Winnipeg at Edmonton	3-4 L	Messier	Hayward/Moog	17,498
April 9	Edmonton at Winnipeg	3-4 L	Linesman	Hayward/Moog	11,346

**EDMONTON WON BEST OF FIVE SERIES 3-0****1984 PLAYOFFS**

April 4	Winnipeg at Edmonton	2-9 L	Coffey	Soetaert-Visor/Fuhr	17,197
April 5	Winnipeg at Edmonton	4-5 L (OT)	Gregg	Behrend/Fuhr	17,390
April 7	Edmonton at Winnipeg	1-4 L	Semenko	Behrend/Fuhr	12,497

**EDMONTON WON BEST OF FIVE SERIES 3-0****1985 PLAYOFFS**

April 10	Calgary at Winnipeg	5-4 W (OT)	Mullen	Hayward/Lemelin	14,794
April 11	Calgary at Winnipeg	5-2 W	Arniel	Hayward/Lemelin	14,335
April 13	Winnipeg at Calgary	0-4 L	Otto	Hayward-Behrend/Lemelin	16,683
April 14	Winnipeg at Calgary	5-3 W	Wilson	Behrend/Lemelin	16,798

**WINNIPEG WON BEST OF FIVE SERIES 3-1**

April 18	Winnipeg at Edmonton	2-4 L	Coffey	Behrend/Fuhr	16,236
April 20	Winnipeg at Edmonton	2-5 L	Coffey	Hayward/Fuhr	16,942
April 23	Edmonton at Winnipeg	4-5 L	Gretzky	Hayward/Fuhr	15,418
April 25	Edmonton at Winnipeg	3-8 L	Kurri	Hayward-Behrend/Fuhr	15,519

**EDMONTON WON BEST OF SEVEN SERIES 4-0****1986 PLAYOFFS**

April 9	Winnipeg at Calgary	1-5 L	Mullen	Bouchard-Hayward/Vernon	16,762
April 10	Winnipeg at Calgary	4-6 L	Tonelli	Hayward-Behrend/Vernon	16,762
April 12	Calgary at Winnipeg	3-4 L (OT)	McDonald	Berthiaume/Vernon	8,123

**CALGARY WON BEST OF FIVE SERIES 3-0****1987 PLAYOFFS**

April 8	Winnipeg at Calgary	4-2 W	Marois	Berthiaume/Lemelin	16,798
April 9	Winnipeg at Calgary	3-2 W	Steen	Berthiaume/Vernon	16,798
April 11	Calgary at Winnipeg	2-3 L (OT)	Bullard	Berthiaume/Vernon	14,958
April 12	Calgary at Winnipeg	4-3 W	Hamel	Berthiaume/Vernon	14,174
April 14	Winnipeg at Calgary	3-4 L	Mullen	Berthiaume/Vernon	16,798
April 16	Calgary at Winnipeg	6-1 W	Hamel	Berthiaume/Vernon-Lemelin	15,517

**WINNIPEG WON BEST OF SEVEN SERIES 4-2**

April 21	Winnipeg at Edmonton	2-3 L (OT)	Anderson	Berthiaume/Fuhr	17,356
April 23	Winnipeg at Edmonton	3-5 L	Lemay	Reddick/Fuhr	17,468
April 25	Edmonton at Winnipeg	2-5 L	Kurri	Reddick/Fuhr	15,556
April 27	Edmonton at Winnipeg	2-4 L	Ruotsalainen	Berthiaume-Reddick/Fuhr	14,460

**EDMONTON WON BEST OF SEVEN SERIES 4-0****1988 PLAYOFFS**

April 6	Winnipeg at Edmonton	4-7 L	Simpson	Berthiaume/Fuhr	17,054
April 7	Winnipeg at Edmonton	2-3 L	Simpson	Berthiaume/Fuhr	16,843
April 9	Edmonton at Winnipeg	6-4 W	Gilhen	Berthiaume/Fuhr	12,813
April 10	Edmonton at Winnipeg	3-5 L	Lacombe	Berthiaume/Fuhr	12,491
April 12	Winnipeg at Edmonton	2-6 L	Kurri	Berthiaume/Fuhr	16,829

**EDMONTON WON BEST OF SEVEN SERIES 4-1**

DATE	OPPONENT	RESULT	GWG	GOALTENDERS	ATTEN.
<b>1990 PLAYOFFS</b>					
April 4	Winnipeg at Edmonton	7-5 W	Ashton	Essensa/Ranford	16,423
April 6	Winnipeg at Edmonton	2-3 L (OT)	Lamb	Beauregard/Ranford	17,410
April 8	Edmonton at Winnipeg	2-1 W	Hawerchuk	Essensa/Ranford	15,547
April 10	Edmonton at Winnipeg	4-3 W (2OT)	Ellett	Essensa-Beauregard/Ranford	15,572
April 12	Winnipeg at Edmonton	3-4 L	Messier	Beauregard/Ranford	17,503
April 14	Edmonton at Winnipeg	3-4 L	Kurri	Essensa/Ranford	15,567
April 16	Winnipeg at Edmonton	1-4 L	Kurri	Beauregard/Ranford	17,503

**EDMONTON WON BEST OF SEVEN SERIES 4-3**

### 1992 PLAYOFFS

April 18	Winnipeg at Vancouver	3-2 W	Olczyk	Tabaracci/McLean	16,123
April 20	Winnipeg at Vancouver	2-3 L	Lumme	Tabaracci/McLean	16,123
April 22	Vancouver at Winnipeg	4-2 W	DeBlois	Tabaracci/McLean	13,393
April 24	Vancouver at Winnipeg	3-1 W	Housley	Tabaracci/McLean	15,568
April 26	Winnipeg at Vancouver	2-8 L	Babych	Tabaracci-Essensa/McLean	16,123
April 28	Vancouver at Winnipeg	3-8 L	Linden	Tabaracci/McLean	14,941
April 30	Winnipeg at Vancouver	0-5 L	Fergus	Tabaracci/McLean	16,123

**VANCOUVER WON BEST OF SEVEN SERIES 4-3**

### 1993 PLAYOFFS

April 19	Winnipeg at Vancouver	2-4 L	Linden	Essensa/McLean	15,918
April 21	Winnipeg at Vancouver	2-3 L	Bure	Essensa/McLean	15,729
April 23	Vancouver at Winnipeg	5-4 W	Selanne	Essensa/McLean	15,569
April 25	Vancouver at Winnipeg	1-3 L	Momesso	Essensa/McLean	15,567
April 27	Winnipeg at Vancouver	4-3 W (OT)	Selanne	Essensa/McLean	16,150
April 29	Vancouver at Winnipeg	3-4 L (OT)	Adams	Essensa/McLean	15,569

**VANCOUVER WON BEST OF SEVEN SERIES 4-2**

### 1996 PLAYOFFS

April 17	Winnipeg at Detroit	1-4 L	Fetisov	Khabibulin/Osgood	19,983
April 19	Winnipeg at Detroit	0-4 L	Coffey	Khabibulin/Osgood	19,983
April 21	Detroit at Winnipeg	4-1 W	Kilger	Khabibulin/Vernon	15,566
April 23	Detroit at Winnipeg	1-6 L	Larionov	Khabibulin/Vernon	15,567
April 26	Winnipeg at Detroit	3-1 W	Manson	Khabibulin/Osgood	19,983
April 28	Detroit at Winnipeg	1-4 L	Kozlov	Khabibulin/Vernon	15,567

**DETROIT WON BEST OF SEVEN SERIES 4-2**

### 1997 PLAYOFFS

April 16	Phoenix at Anaheim	2-4 L	Selanne	Khabibulin/Hebert	17,174
April 18	Phoenix at Anaheim	2-4 L	Daigneault	Khabibulin/Hebert	17,174
April 20	Anaheim at Phoenix	4-1 W	Shannon	Khabibulin/Hebert	16,210
April 22	Anaheim at Phoenix	2-0 W	Corkum	Khabibulin/Hebert-Shtalenkov	16,210
April 24	Phoenix at Anaheim	5-2 W	Numminen	Khabibulin/Hebert	17,174
April 27	Anaheim at Phoenix	2-3 L (OT)	Kariya	Khabibulin/Hebert	16,210
April 29	Phoenix at Anaheim	0-3 L	Karpa	Khabibulin/Hebert	17,174

**ANAHEIM WON BEST OF SEVEN SERIES 4-3**

### 1998 PLAYOFFS

April 22	Phoenix at Detroit	3-6 L	McCarty	Khabibulin-Waite/Osgood	19,983
April 24	Phoenix at Detroit	7-4 W	Roenick	Khabibulin/Osgood	19,983
April 26	Detroit at Phoenix	3-2 W	Roenick	Khabibulin/Osgood	16,210
April 28	Detroit at Phoenix	2-4 L	Macoun	Khabibulin-Waite/Osgood	16,210
April 30	Phoenix at Detroit	1-3 L	Kozlov	Waite/Osgood	19,983
May 3	Detroit at Phoenix	2-5 L	Shanahan	Waite/Osgood	16,210

**DETROIT WON BEST OF SEVEN SERIES 4-2**



DATE	OPPONENT	RESULT	GWG	GOALTENDERS	ATTEN.
------	----------	--------	-----	-------------	--------

**1999 PLAYOFFS**

April 22	St. Louis at Phoenix	1-3 L	Rivers	Khabibulin/Fuhr	16,210
April 24	St. Louis at Phoenix	4-3 W (OT)	Doan	Khabibulin/Fuhr	16,210
April 25	Phoenix at St. Louis	5-4 W	Doan	Khabibulin/Fuhr-McLennan	17,539
April 27	Phoenix at St. Louis	2-1 W	Drake	Khabibulin/Fuhr	19,529
April 30	St. Louis at Phoenix	1-2 L (OT)	Young	Khabibulin/Fuhr	16,210
May 2	Phoenix at St. Louis	3-5 L	Finley	Khabibulin/Fuhr	16,629
May 4	St. Louis at Phoenix	0-1 L (OT)	Turgeon	Khabibulin/Fuhr	16,210

**ST. LOUIS WON BEST OF SEVEN SERIES 4-3****2000 PLAYOFFS**

April 13	Phoenix at Colorado	3-6 L	Ozolinsh	Burke/Roy	18,007
April 15	Phoenix at Colorado	1-3 L	Tanguay	Burke/Roy	18,007
April 17	Colorado at Phoenix	2-4 L	Deadmarsh	Burke/Roy	16,210
April 19	Colorado at Phoenix	3-2 W	Renberg	Burke/Roy	16,210
April 21	Phoenix at Colorado	1-2 L	Forsberg	Burke/Roy	18,007

**COLORADO WON BEST OF SEVEN SERIES 4-1****2002 PLAYOFFS**

April 17	Phoenix at San Jose	1-2 L	Marleau	Burke/Nabokov	17,496
April 20	Phoenix at San Jose	3-1 W	Briere	Burke/Nabokov	17,496
April 22	San Jose at Phoenix	1-4 L	Graves	Burke/Nabokov	16,210
April 24	San Jose at Phoenix	1-2 L	Ricci	Burke/Nabokov	16,210
April 26	Phoenix at San Jose	1-4 L	Graves	Burke/Nabokov	17,496

**SAN JOSE WON BEST OF SEVEN SERIES 4-1****2010 PLAYOFFS**

April 14	Detroit at Phoenix	3-2 W	Morris	Bryzgalov/Howard	17,125
April 16	Detroit at Phoenix	4-7 L	Zetterberg	Bryzgalov/Howard	17,386
April 18	Phoenix at Detroit	4-2 W	Prucha	Bryzgalov/Howard	20,066
April 20	Phoenix at Detroit	0-3 L	Zetterberg	Bryzgalov/Howard	20,066
April 23	Detroit at Phoenix	1-4 L	Holmstrom	Bryzgalov/Howard	17,458
April 25	Phoenix at Detroit	5-2 W	Vrbata	Bryzgalov/Howard	20,066
April 27	Detroit at Phoenix	1-6 L	Datsyuk	Bryzgalov/Howard	17,543

**DETROIT WON BEST OF SEVEN SERIES 4-3****2011 PLAYOFFS**

April 13	Phoenix at Detroit	2-4 L	Rafalski	Bryzgalov/Howard	20,066
April 16	Phoenix at Detroit	3-4 L	Holmstrom	Bryzgalov/Howard	20,066
April 18	Detroit at Phoenix	2-4 L	Filppula	Bryzgalov/Howard	17,130
April 20	Detroit at Phoenix	3-6 L	Cleary	Bryzgalov/Howard	17,314

**DETROIT WON BEST OF SEVEN SERIES 4-0****2012 PLAYOFFS**

April 12	Chicago at Phoenix	3-2 W (OT)	Hanzal	Smith/Crawford	17,138
April 14	Chicago at Phoenix	4-3 L (OT)	Bickell	Smith/Crawford	17,539
April 17	Phoenix at Chicago	3-2 W (OT)	Boedker	Smith/Crawford	21,627
April 19	Phoenix at Chicago	3-2 W (OT)	Boedker	Smith/Crawford	22,111
April 21	Chicago at Phoenix	2-1 L (OT)	Toews	Smith/Crawford	17,746
April 23	Phoenix at Chicago	4-0 W	Ekman-Larsson	Smith/Crawford	21,636

**PHOENIX WON BEST OF SEVEN SERIES 4-2**

April 27	Nashville at Phoenix	4-3 W (OT)	Whitney	Smith/Rinne	17,187
April 29	Nashville at Phoenix	5-3 W	Pyatt	Smith/Rinne	17,217
May 2	Phoenix at Nashville	2-0 L	Legwand	Smith/Rinne	17,113
May 4	Phoenix at Nashville	1-0 W	Doan	Smith/Rinne	17,113
May 7	Nashville at Phoenix	2-1 W	Hanzal	Smith/Rinne	17,182

**PHOENIX WON BEST OF SEVEN SERIES 4-1**

May 13	Los Angeles at Phoenix	2-4 L	Brown	Smith/Quick	17,134
May 15	Los Angeles at Phoenix	0-4 L	Carter	Smith/Quick	17,149
May 17	Phoenix at Los Angeles	1-2 L	King	Smith/Quick	18,367
May 20	Phoenix at Los Angeles	2-0 W	Doan	Smith/Quick	18,402
May 22	Los Angeles at Phoenix	3-4 L (OT)	Penner	Smith/Quick	17,148

**LOS ANGELES WON BEST OF SEVEN SERIES 4-1**



## ALL-TIME PLAYOFF SERIES

SEASON	SERIES	GAMES	RESULT	SEASON	SERIES	GAMES	RESULT
1979-80	Did not qualify for playoffs			1998-99	Western Conference Quarterfinals	3-4	Lost to St. Louis
1980-81	Did not qualify for playoffs			1999-00	Western Conference Quarterfinals	1-4	Lost to Colorado
1981-82	Norris Division Semifinals	1-3	Lost to St. Louis	2000-01	Did not qualify for playoffs		
1982-83	Smythe Division Semifinals	0-3	Lost to Edmonton	2001-02	Western Conference Quarterfinals	1-4	Lost to San Jose
1983-84	Smythe Division Semifinals	0-3	Lost to Edmonton	2002-03	Did not qualify for playoffs		
1984-85	Smythe Division Semifinals	3-1	Defeated Calgary	2003-04	Did not qualify for playoffs		
	Smythe Division Finals	0-4	Lost to Edmonton	2005-06	Did not qualify for playoffs		
1985-86	Smythe Division Semifinals	0-3	Lost to Calgary	2006-07	Did not qualify for playoffs		
1986-87	Smythe Division Semifinals	4-2	Defeated Calgary	2007-08	Did not qualify for playoffs		
	Smythe Division Finals	0-4	Lost to Edmonton	2008-09	Did not qualify for playoffs		
1987-88	Smythe Division Semifinals	1-4	Lost to Edmonton	2009-10	Western Conference Quarterfinals	3-4	Lost to Detroit
1988-89	Did not qualify for playoffs			2010-11	Western Conference Quarterfinals	0-4	Lost to Detroit
1989-90	Smythe Division Semifinals	3-4	Lost to Edmonton	2011-12	Western Conference Quarterfinals	4-2	Defeated Chicago
1991-92	Smythe Division Semifinals	3-4	Lost to Vancouver		Western Conference Semifinals	4-1	Defeated Nashville
1992-93	Smythe Division Semifinals	2-4	Lost to Vancouver		Western Conference Final	1-4	Lost to Los Angeles
1993-94	Did not qualify for playoffs			2012-13	Did not qualify for playoffs		
1994-95	Did not qualify for playoffs			2013-14	Did not qualify for playoffs		
1995-96	Western Conference Quarterfinals	2-4	Lost to Detroit	2014-15	Did not qualify for playoffs		
1996-97	Western Conference Quarterfinals	3-4	Lost to Anaheim	2015-16	Did not qualify for playoffs		
1997-98	Western Conference Quarterfinals	2-4	Lost to Detroit				
<b>PLAYOFF WIN/LOSS RECORD BY GAMES:</b>		<b>41-78</b>	<b>SERIES RECORD IN FIRST ROUND:</b>	<b>3-16</b>	<b>DIVISION CHAMPIONSHIPS:</b>		<b>1</b>
<b>PLAYOFF WIN/LOSS RECORD BY SERIES:</b>		<b>4-19</b>	<b>SERIES RECORD IN SECOND ROUND:</b>	<b>1-2</b>	<b>CONFERENCE CHAMPIONSHIPS:</b>		<b>0</b>
			<b>SERIES RECORD IN THIRD ROUND</b>	<b>0-1</b>	<b>STANLEY CUP CHAMPIONSHIPS:</b>		<b>0</b>
			<b>SERIES RECORD IN FINAL ROUND:</b>	<b>0-0</b>			



## 1981-82 WINNIPEG JETS

PLAYER	GP	G	A	PTS	PIM
Dale Hawerchuk	4	1	7	8	5
Paul MacLean	4	3	2	5	20
Moe Mantha	4	1	3	4	16
Thomas Steen	4	0	4	4	2
Willy Lindstrom	4	2	1	3	2
Lucien Deblois	4	2	1	3	4
Dave Babych	4	1	2	3	29
Norm Dupont	4	2	0	2	0
Bengt Lundholm	4	1	1	2	2
Morris Lukowich	4	0	2	2	16
Tim Watters	4	0	1	1	8
Dave Christian	4	0	1	1	2
Don Spring	4	0	0	0	4
Jimmy Mann	3	0	0	0	7
Larry Hopkins	4	0	0	0	2
Serge Savard	4	0	0	0	2
Doug Smail	4	0	0	0	0
Tim Trimper	1	0	0	0	0
Rick Bowness	1	0	0	0	0

GOALTENDER	GP	MIN	GAA	W-L	SO	GA	SA	SV%
Doug Soetaert	2	120	4.00	1-1	0	8	62	.871
Ed Staniowski	2	120	6.00	0-2	0	12	42	.714

## 1982-83 WINNIPEG JETS

PLAYER	GP	G	A	PTS	PIM
Dale Hawerchuk	3	1	4	5	8
Moe Mantha	2	2	2	4	0
Ron Wilson	3	2	2	4	2
Paul MacLean	3	1	2	3	6
Norm Dupont	1	1	1	2	0
Thomas Steen	3	0	2	2	0
Bryan Maxwell	3	1	0	1	23
Brian Mullen	3	1	0	1	0
Laurie Boschman	3	0	1	1	12
Bengt Lundholm	3	0	1	1	2
Jimmy Mann	1	0	0	0	0
Doug Soetaert	1	0	0	0	0
Scott Arniel	2	0	0	0	0
Larry Hopkins	2	0	0	0	0
Don Spring	2	0	0	0	6
Dave Babych	3	0	0	0	0
Lucien Deblois	3	0	0	0	5
Brian Hayward	3	0	0	0	0
Dave Christian	3	0	0	0	0
Serge Savard	3	0	0	0	2
Doug Smail	3	0	0	0	6
Tim Watters	3	0	0	0	2

GOALTENDER	GP	MIN	GAA	W-L	SO	GA	SA	SV%
Doug Soetaert	1	20	0.00	0-0	0	0	10	1.00
Brian Hayward	3	160	5.25	0-3	0	14	84	.833

## 1983-84 WINNIPEG JETS

PLAYER	GP	G	A	PTS	PIM
Brian Mullen	3	0	3	3	6
Andrew McBain	3	2	0	2	0
Dale Hawerchuk	3	1	1	2	0
Dave Babych	3	1	1	2	0
Randy Carlyle	3	0	2	2	4
Paul MacLean	3	1	0	1	0
Moe Mantha	3	1	0	1	0
Tim Watters	3	1	0	1	2
Doug Smail	3	0	1	1	7
Tim Young	1	0	1	1	0
Laurie Boschman	3	0	1	1	5
Lucien Deblois	3	0	1	1	4
Thomas Steen	3	0	1	1	9
Scott Arniel	2	0	0	0	5
Jordy Douglas	1	0	0	0	2
Murray Eaves	2	0	0	0	2
Wade Campbell	3	0	0	0	7
Jim Kyte	3	0	0	0	11
Morris Lukowich	3	0	0	0	0
Robert Picard	3	0	0	0	12
Marc Behrend	2	0	0	0	0
Doug Soetaert	1	0	0	0	0
Mike Veisor	1	0	0	0	0

GOALTENDER	GP	MIN	GAA	W-L	SO	GA	SA	SV%
Marc Behrend	2	121	4.46	0-2	0	9	91	.901
Mike Veisor	1	40	6.00	0-0	0	4	29	.862
Doug Soetaert	1	20	15	0-1	0	5	19	.737

## 1984-85 WINNIPEG JETS

PLAYER	GP	G	A	PTS	PIM
Dave Babych	8	2	7	9	6
Paul MacLean	8	3	4	7	4
Ron Wilson	8	4	2	6	2
Randy Carlyle	8	1	5	6	13
Dave Ellett	8	1	5	6	4
Thomas Steen	8	2	3	5	17
Bengt Lundholm	5	2	2	4	8
Robert Picard	8	2	2	4	8
Dale Hawerchuk	3	2	1	3	4
Laurie Boschman	8	2	1	3	21
Doug Smail	8	2	1	3	4
Scott Arniel	8	1	2	3	9
Brian Mullen	8	1	2	3	4
Andrew McBain	7	1	0	1	0
Murray Eaves	2	0	1	1	0
Jim Nil	8	0	1	1	28
Perry Turnbull	8	0	1	1	26
Tim Watters	8	0	1	1	16
Peter Taglianetti	1	0	0	0	0
Marc Behrend	4	0	0	0	0
Wade Campbell	3	0	0	0	2
Tom Martin	3	0	0	0	2
Brian Hayward	6	0	0	0	0
Jim Kyte	8	0	0	0	14

GOALTENDER	GP	MIN	GAA	W-L	SO	GA	SA	SV%
Marc Behrend	4	179	3.35	1-1	0	10	96	.896
Brian Hayward	6	309	4.47	2-4	0	23	156	.853





## 1985-86 WINNIPEG JETS

PLAYER	GP	G	A	PTS	PIM
Mario Marois	3	1	4	5	6
Brian Mullen	3	1	2	3	6
Dale Hawerchuk	3	0	3	3	0
Ray Neufeld	3	2	0	2	10
Thomas Steen	3	1	1	2	4
Paul MacLean	2	1	0	1	7
Bill Derlago	3	1	0	1	0
Doug Smail	3	1	0	1	0
Laurie Boschman	3	0	1	1	6
Dave Ellett	3	0	1	1	0
Perry Turnbull	3	0	1	1	11
Marc Behrend	1	0	0	0	0
Daniel Berthiaume	1	0	0	0	0
Dan Bouchard	1	0	0	0	2
Dave Silk	1	0	0	0	2
Ron Wilson	1	0	0	0	0
Brian Hayward	2	0	0	0	0
Bengt Lundholm	2	0	0	0	2
Scott Arniel	3	0	0	0	12
Brad Berry	3	0	0	0	0
Bobby Dollas	3	0	0	0	2
Jim Kyte	3	0	0	0	12
Jim Nill	3	0	0	0	4
Peter Taglianetti	3	0	0	0	2

GOALTENDER	GP	MIN	GAA	W-L	SO	GA	SA	SV%
Marc Behrend	1	12	0.00	0-0	0	0	7	1.00
Daniel Berthiaume	1	68	3.53	0-1	0	4	43	.907
Brian Hayward	2	68	5.29	0-1	0	6	31	.806
Dan Bouchard	1	40	7.50	0-1	0	5	22	.773

## 1986-87 WINNIPEG JETS

PLAYER	GP	G	A	PTS	PIM
Dale Hawerchuk	10	5	8	13	4
Dave Ellett	10	0	8	8	2
Paul MacLean	10	5	2	7	16
Thomas Steen	10	3	4	7	8
Brian Mullen	9	4	2	6	0
Randy Carlyle	10	1	5	6	22
Fredrik Olausson	10	2	3	5	4
Laurie Boschman	10	2	3	5	30
Doug Smail	10	4	0	4	10
Mario Marois	10	1	3	4	23
Jim Kyte	10	0	4	4	36
Ron Wilson	10	1	2	3	0
Gilles Hamel	8	2	0	2	2
Ray Neufeld	8	1	1	2	30
Andrew McBain	9	0	2	2	10
Iain Duncan	7	0	2	2	6
Tim Watters	10	0	1	1	21
Brad Berry	7	0	1	1	14
Jim Nill	2	0	0	0	7
Steve Rooney	8	0	0	0	34
Perry Turnbull	1	0	0	0	10

GOALTENDER	GP	MIN	GAA	W-L	SO	GA	SA	SV%
Daniel Berthiaume	8	437	2.87	4-4	0	21	210	.900
Eldon Reddick	3	166	3.61	0-2	0	10	73	.863

## 1987-88 WINNIPEG JETS

PLAYER	GP	G	A	PTS	PIM
Dale Hawerchuk	5	3	4	7	16
Andrew McBain	5	2	5	7	29
Thomas Steen	5	1	5	6	2
Ray Neufeld	5	2	2	4	6
Laurie Boschman	5	1	3	4	9
Mario Marois	5	0	4	4	6
Dave Ellett	5	1	2	3	10
Paul MacLean	5	2	0	2	23
Peter Taglianetti	5	1	1	2	12
Fredrik Olausson	5	1	1	2	0
Randy Carlyle	5	0	2	2	10
Doug Smail	5	1	0	1	22
Steve Rooney	5	1	0	1	33
Randy Gilhen	4	1	0	1	10
Iain Duncan	4	0	1	1	0
Paul Boutillier	5	0	0	0	15
Ron Wilson	1	0	0	0	2
Gilles Hamel	1	0	0	0	0
Mark Kumpel	4	0	0	0	4
Peter Douris	1	0	0	0	0
Brad Jones	1	0	0	0	0
Tim Watters	4	0	0	0	4

GOALTENDER	GP	MIN	GAA	W-L	SO	GA	SA	SV%
Daniel Berthiaume	5	300	5.00	1-4	0	25	154	.838

## 1989-90 WINNIPEG JETS

PLAYER	GP	G	A	PTS	PIM
Dale Hawerchuk	7	3	5	8	2
Thomas Steen	7	2	5	7	16
Pat Elynuik	7	2	4	6	2
Moe Mantha	7	1	5	6	2
Brent Ashton	7	3	1	4	2
Doug Evans	7	2	2	4	10
Greg Paslawski	7	1	3	4	0
Teppo Numminen	7	1	2	3	10
Dave Ellett	7	2	0	2	6
Paul Fenton	7	2	0	2	23
Mark Kumpel	7	2	0	2	2
Paul MacDermid	7	0	2	2	8
Fredrik Olausson	7	0	2	2	2
Doug Smail	5	1	0	1	0
Gord Donnelly	6	0	1	1	8
Dave McLlwain	7	0	1	1	2
Brad Berry	1	0	0	0	0
Laurie Boschman	2	0	0	0	2
Stephane Beauregard	4	0	0	0	0
Bob Essensa	4	0	0	0	0
Phil Sykes	4	0	0	0	0
Shawn Cronin	5	0	0	0	7
Peter Taglianetti	5	0	0	0	6

GOALTENDER	GP	MIN	GAA	W-L	SO	GA	SA	SV%
Stephane Beauregard	4	238	3.03	1-3	0	12	105	.886
Bob Essensa	4	206	3.50	2-1	0	12	100	.880



## 1991-92 WINNIPEG JETS

PLAYER	GP	G	A	PTS	PIM
Thomas Steen	7	2	4	6	2
Fredrik Olausson	7	1	5	6	4
Phil Housley	7	1	4	5	0
Aaron Broten	7	2	2	4	12
Pat Elynuik	7	2	2	4	4
Evgeny Davydov	7	2	2	4	2
Keith Tkachuk	7	3	0	3	30
Ed Olczyk	6	2	1	3	4
Randy Carlyle	5	1	0	1	6
Lucien Deblois	5	1	0	1	2
Darrin Shannon	7	0	1	1	10
Phil Sykes	7	0	1	1	9
Bob Essensa	1	0	0	0	0
Doug Evans	1	0	0	0	2
Luciano Borsato	1	0	0	0	0
Kris Draper	2	0	0	0	0
Mike Hartman	2	0	0	0	2
Dean Kennedy	2	0	0	0	0
Shawn Cronin	4	0	0	0	6
Mike Eagles	7	0	0	0	8
Mike Lalor	7	0	0	0	19
Troy Murray	7	0	0	0	2
Teppo Numminen	7	0	0	0	0
Rick Tabaracci	7	0	0	0	0
Igor Ulanov	7	0	0	0	39

GOALTENDER	GP	MIN	GAA	W-L	SO	GA	SA	SV%
Rick Tabaracci	7	387	4.03	3-4	0	26	212	.877
Bob Essensa	1	33	5.45	0-0	0	3	17	.824

## 1992-93 WINNIPEG JETS

PLAYER	GP	G	A	PTS	PIM
Phil Housley	6	0	7	7	2
Teemu Selanne	6	4	2	6	2
Darrin Shannon	6	2	4	6	6
Keith Tkachuk	6	4	0	4	14
Thomas Steen	6	1	3	4	2
Stu Barnes	6	1	3	4	2
Andy Brickley	1	1	1	2	0
Kris King	6	1	1	2	4
Teppo Numminen	6	1	1	2	2
Mike Lalor	4	0	2	2	4
Fredrik Olausson	6	0	2	2	2
Alexei Zhamnov	6	0	2	2	2
Tie Domi	6	1	0	1	23
Luciano Borsato	6	1	0	1	4
Mike Eagles	5	0	1	1	6
Russ Romaniuk	1	0	0	0	0
John Druce	2	0	0	0	0
Bryan Erickson	3	0	0	0	0
Evgeny Davydov	4	0	0	0	0
Igor Ulanov	4	0	0	0	4
Bob Essensa	6	0	0	0	2
Dean Kennedy	6	0	0	0	2
Sergei Bautin	6	0	0	0	2

GOALTENDER	GP	MIN	GAA	W-L	SO	GA	SA	SV%
Bob Essensa	6	367	3.27	2-4	0	20	183	.891

## 1995-96 WINNIPEG JETS

PLAYER	GP	G	A	PTS	PIM
Dave Manson	6	2	1	3	30
Alexei Zhamnov	6	2	1	3	8
Craig Janney	6	1	2	3	0
Ed Olczyk	6	1	2	3	6
Keith Tkachuk	6	1	2	3	22
Igor Korolev	6	0	3	3	0
Chad Kilger	4	1	0	1	0
Norm Maciver	6	1	0	1	2
Darrin Shannon	6	1	0	1	6
Kris King	5	0	1	1	4
Craig Muni	6	0	1	1	2
Mike Eastwood	6	0	1	1	2
Oleg Tverdovsky	6	0	1	1	0
Jim McKenzie	1	0	0	0	2
Craig Mills	1	0	0	0	0
Dallas Drake	3	0	0	0	0
Iain Fraser	4	0	0	0	0
Jeff Finley	6	0	0	0	4
Teppo Numminen	6	0	0	0	2
Mike Stapleton	6	0	0	0	21
Nikolai Khabibulin	6	0	0	0	0
<b>Shane Doan</b>	<b>6</b>	<b>0</b>	<b>0</b>	<b>0</b>	<b>6</b>

GOALTENDER	GP	MIN	GAA	W-L	SO	GA	SA	SV%
Nikolai Khabibulin	6	359	3.18	2-4	0	19	214	.911

## 1996-97 PHOENIX COYOTES

PLAYER	GP	G	A	PTS	PIM
Cliff Ronning	7	0	7	7	12
Keith Tkachuk	7	6	0	6	7
Teppo Numminen	7	3	3	6	0
Jeremy Roenick	6	2	4	6	4
Darrin Shannon	7	3	1	4	4
Bob Corkum	7	2	2	4	4
Mike Gartner	7	1	2	3	4
Craig Janney	7	0	3	3	4
Deron Quint	7	0	2	2	0
Dallas Drake	7	0	1	1	2
Oleg Tverdovsky	7	0	1	1	0
Murray Baron	1	0	0	0	0
Jeff Finley	1	0	0	0	2
Igor Korolev	1	0	0	0	0
Jocelyn Lemieux	2	0	0	0	4
<b>Shane Doan</b>	<b>4</b>	<b>0</b>	<b>0</b>	<b>0</b>	<b>2</b>
Jim Johnson	6	0	0	0	4
Gerald Diduck	7	0	0	0	10
Kris King	7	0	0	0	17
Jim McKenzie	7	0	0	0	2
Jayson More	7	0	0	0	7
Mike Stapleton	7	0	0	0	14
Nikolai Khabibulin	7	0	0	0	6

GOALTENDER	GP	MIN	GAA	W-L	SO	GA	SA	SV%
Nikolai Khabibulin	7	426	2.11	3-4	1	15	222	.932



## 1997-98 PHOENIX COYOTES

PLAYER	GP	G	A	PTS	PIM
Rick Tocchet	6	6	2	8	25
Jeremy Roenick	6	5	3	8	4
Oleg Tverdovsky	6	0	7	7	0
Keith Tkachuk	6	3	3	6	10
Cliff Ronning	6	1	3	4	4
Craig Janney	6	0	3	3	0
Murray Baron	6	0	2	2	6
Gerald Diduck	6	0	2	2	20
Mike Gartner	5	1	0	1	18
Bob Corkum	6	1	0	1	4
<b>Shane Doan</b>	<b>6</b>	<b>1</b>	<b>0</b>	<b>1</b>	<b>6</b>
Dallas Drake	4	0	1	1	2
Nikolai Khabibulin	4	0	1	1	0
Darrin Shannon	5	0	1	1	4
Norm Maciver	6	0	1	1	2
Mark Janssens	1	0	0	0	2
Jim McKenzie	1	0	0	0	0
Teppo Numminen	1	0	0	0	0
Jim Cummins	3	0	0	0	4
Jimmy Waite	4	0	0	0	0
Brad Isbister	5	0	0	0	2
Michel Petit	5	0	0	0	8
Keith Carney	6	0	0	0	4
Mike Stapleton	6	0	0	0	2

GOALTENDER	GP	MIN	GAA	W-L	SO	GA	SA	SV%
Jimmy Waite	4	171	3.86	0-3	0	11	97	.887
Nikolai Khabibulin	4	185	4.22	2-1	0	13	106	.877

## 1998-99 PHOENIX COYOTES

PLAYER	GP	G	A	PTS	PIM
Dallas Drake	7	4	3	7	4
<b>Shane Doan</b>	<b>7</b>	<b>2</b>	<b>2</b>	<b>4</b>	<b>6</b>
Robert Reichel	7	1	3	4	2
Keith Tkachuk	7	1	3	4	13
Teppo Numminen	7	2	1	3	4
Keith Carney	7	1	2	3	10
Rick Tocchet	7	0	3	3	8
Louie DeBrusk	6	2	0	2	6
Stephen Leach	7	1	1	2	2
Juha Ylonen	2	0	2	2	2
Brian Noonan	5	0	2	2	4
Oleg Tverdovsky	6	0	2	2	6
Greg Adams	3	1	0	1	0
Mike Stapleton	7	1	0	1	0
Jim Cummins	3	0	1	1	0
Stan Neckar	6	0	1	1	4
Bob Corkum	7	0	1	1	4
Jyrki Lumme	7	0	1	1	6
Jeremy Roenick	1	0	0	0	0
Brad Tiley	1	0	0	0	0
Tavis Hansen	2	0	0	0	0
Gerald Diduck	3	0	0	0	2
Mike Sullivan	5	0	0	0	2
J.J. Daigneault	6	0	0	0	8
Nikolai Khabibulin	7	0	0	0	2

GOALTENDER	GP	MIN	GAA	W-L	SO	GA	SA	SV%
Nikolai Khabibulin	7	449	2.41	3-4	0	18	236	.924

## 1999-2000 PHOENIX COYOTES

PLAYER	GP	G	A	PTS	PIM
Jeremy Roenick	5	2	2	4	10
Travis Green	5	2	1	3	2
<b>Shane Doan</b>	<b>4</b>	<b>1</b>	<b>2</b>	<b>3</b>	<b>8</b>
Benoit Hogue	5	1	2	3	2
Mikael Renberg	5	1	2	3	4
Trevor Letowski	5	1	1	2	4
Teppo Numminen	5	1	1	2	0
Keith Tkachuk	5	1	1	2	4
Dallas Drake	5	0	1	1	4
Jyrki Lumme	5	0	1	1	2
Radoslav Suchy	5	0	1	1	0
Mike Sullivan	5	0	1	1	0
Daniel Briere	1	0	0	0	0
J.J. Daigneault	1	0	0	0	0
Juha Ylonen	1	0	0	0	0
Louie DeBrusk	3	0	0	0	0
Greg Adams	5	0	0	0	0
Sean Burke	5	0	0	0	0
Stan Neckar	5	0	0	0	0
Mika Alatalo	5	0	0	0	2
Keith Carney	5	0	0	0	17
Lyle Odelein	5	0	0	0	16

GOALTENDER	GP	MIN	GAA	W-L	SO	GA	SA	SV%
Sean Burke	5	296	3.24	1-4	0	16	167	.904

## 2001-02 PHOENIX COYOTES

PLAYER	GP	G	A	PTS	PIM
<b>Shane Doan</b>	<b>5</b>	<b>2</b>	<b>2</b>	<b>4</b>	<b>6</b>
Daniel Briere	5	2	1	3	2
Mike Johnson	5	1	1	2	6
Sean Burke	5	0	2	2	0
Denis Pederson	5	0	2	2	0
Todd Simpson	5	0	2	2	6
Daymond Langkow	5	1	0	1	0
Radoslav Suchy	5	1	0	1	0
Dan Focht	1	0	1	1	0
Drake Berehowsky	5	0	1	1	4
Branko Radivojevic	1	0	0	0	2
Krystofer Kolanos	2	0	0	0	6
Andrei Nazarov	3	0	0	0	2
Teppo Numminen	4	0	0	0	2
Landon Wilson	4	0	0	0	12
Claude Lemieux	5	0	0	0	2
Brad May	5	0	0	0	0
Brian Savage	5	0	0	0	0
Michal Handzus	5	0	0	0	2
Paul Mara	5	0	0	0	4
Ladislav Nagy	5	0	0	0	21
Ossi Vaananen	5	0	0	0	6

GOALTENDER	GP	MIN	GAA	W-L	SO	GA	SA	SV%
Sean Burke	5	297	2.63	1-4	0	13	133	.902



## 2009-10 PHOENIX COYOTES

PLAYER	GP	G	A	PTS	PIM
Matthew Lombardi	7	1	5	6	2
Wojtek Wolski	7	4	1	5	0
Keith Yandle	7	2	3	5	4
<b>Radim Vrbata</b>	<b>7</b>	<b>2</b>	<b>2</b>	<b>4</b>	<b>4</b>
Derek Morris	7	1	3	4	11
Petr Prucha	7	1	2	3	4
<b>Martin Hanzal</b>	<b>7</b>	<b>0</b>	<b>3</b>	<b>3</b>	<b>10</b>
Taylor Pyatt	7	1	1	2	2
Vernon Fiddler	6	1	1	2	14
<b>Shane Doan</b>	<b>3</b>	<b>1</b>	<b>1</b>	<b>2</b>	<b>4</b>
Lee Stempniak	7	0	2	2	0
<b>Zbynek Michalek</b>	<b>7</b>	<b>0</b>	<b>2</b>	<b>2</b>	<b>2</b>
Adrian Aucoin	7	0	2	2	10
Ed Jovanovski	7	1	0	1	4
Lauri Korpikoski	7	1	0	1	2
Sami Lepisto	7	1	0	1	0
Mathieu Schneider	3	1	0	1	0
Robert Lang	4	0	1	1	0
Daniel Winnik	7	0	0	0	0
Petteri Nokelainen	5	0	0	0	2

GOALTENDER	GP	MIN	GAA	W-L	SO	GA	SA	SV%
Ilya Bryzgalov	7	419	3.44	3-4	0	24	255	.906

## 2010-11 PHOENIX COYOTES

PLAYER	GP	G	A	PTS	PIM
<b>Shane Doan</b>	<b>4</b>	<b>3</b>	<b>2</b>	<b>5</b>	<b>6</b>
<b>Radim Vrbata</b>	<b>4</b>	<b>2</b>	<b>3</b>	<b>5</b>	<b>0</b>
Keith Yandle	4	0	5	5	0
Ray Whitney	4	1	2	3	2
Kyle Turris	4	1	2	3	2
<b>Martin Hanzal</b>	<b>4</b>	<b>1</b>	<b>2</b>	<b>3</b>	<b>8</b>
David Schlemko	7	1	0	1	4
Taylor Pyatt	4	1	0	1	0
Lauri Korpikoski	4	0	1	1	2
Mikkel Boedker	4	0	1	1	2
Ed Jovanovski	4	0	1	1	2
Lee Stempniak	4	0	0	0	0
Rostislav Klesla	4	0	0	0	7
Michal Rozsival	4	0	0	0	2
Eric Belanger	4	0	0	0	2
Adrian Aucoin	4	0	0	0	2
Vernon Fiddler	4	0	0	0	0
Andrew Ebbett	3	0	0	0	0
Paul Bissonnette	1	0	0	0	0

GOALTENDER	GP	MIN	GAA	W-L	SO	GA	SA	SV%
Ilya Bryzgalov	4	234	4.36	0-4	0	17	140	.879

## 2011-12 PHOENIX COYOTES

PLAYER	GP	G	A	PTS	PIM
Antoine Vermette	16	5	5	10	24
<b>Shane Doan</b>	<b>16</b>	<b>5</b>	<b>4</b>	<b>9</b>	<b>41</b>
Keith Yandle	16	1	8	9	10
Mikkel Boedker	16	4	4	8	0
Rostislav Klesla	15	2	6	8	4
Ray Whitney	16	2	5	7	10
Daymond Langkow	16	1	6	7	4
Taylor Pyatt	16	4	2	6	2
<b>Martin Hanzal</b>	<b>12</b>	<b>3</b>	<b>3</b>	<b>6</b>	<b>29</b>
Derek Morris	16	2	4	6	24
<b>Radim Vrbata</b>	<b>16</b>	<b>2</b>	<b>3</b>	<b>5</b>	<b>8</b>
<b>Oliver Ekman-Larsson</b>	<b>16</b>	<b>1</b>	<b>3</b>	<b>4</b>	<b>8</b>
Kyle Chipchura	15	1	3	4	7
Gilbert Brule	12	2	1	3	0
Raffi Torres	3	1	1	2	2
Marc-Antoine Pouliot	8	1	1	2	2
Boyd Gordon	16	0	2	2	6
Adrian Aucoin	11	0	2	2	10
Michal Rozsival	15	0	0	0	2
Lauri Korpikoski	11	0	0	0	2
David Schlemko	5	0	0	0	0
Paul Bissonnette	3	0	0	0	15
<b>*Michael Stone</b>	<b>2</b>	<b>0</b>	<b>0</b>	<b>0</b>	<b>0</b>

GOALTENDER	GP	MIN	GAA	W-L	SO	GA	SA	SV%
Mike Smith	16	1027	1.99	9-7	3	34	602	.944

# ALL-TIME PLAYOFF SCORING BY POINTS

# 2016-17 ARIZONA COYOTES



#	PLAYER	GP	G	A	PTS	PIM	#	PLAYER	GP	G	A	PTS	PIM
1	Dale Hawerchuk	38	16	33	49	39	63	Daniel Briere	6	2	1	3	2
2	Thomas Steen	56	12	32	44	62	64	Gilbert Brule	12	2	1	3	0
3	<b>Shane Doan</b>	<b>55</b>	<b>15</b>	<b>13</b>	<b>28</b>	<b>85</b>	65	Benoit Hogue	5	1	2	3	2
4	Keith Tkachuk	44	19	9	28	100	66	Mikael Renberg	5	1	2	3	4
5	Paul MacLean	35	16	10	26	76	67	Petr Prucha	7	1	2	3	4
6	Dave Ellett	33	4	16	20	22	68	Keith Carney	18	1	2	3	31
7	Keith Yandle	27	3	16	19	14	69	Scott Arniel	18	1	2	3	26
8	Jeremy Roenick	18	9	9	18	18	70	Kris King	18	1	2	3	25
9	Fredrik Olausson	35	4	13	17	12	71	Tim Watters	28	1	2	3	49
10	Randy Carlyle	31	3	14	17	51	72	Igor Korolev	7	0	3	3	0
11	Teppo Numminen	50	8	8	16	20	73	Iain Duncan	11	0	3	3	6
12	Brian Mullen	26	7	9	16	16	74	Kyle Turris	4	1	2	3	2
13	Moe Mantha	16	5	10	15	18	75	Paul Fenton	7	2	0	2	23
14	Laurie Boschman	34	5	10	15	87	76	Louie DeBrusk	9	2	0	2	6
15	David Babych	18	4	10	14	35	77	Gilles Hamel	9	2	0	2	2
16	<b>Radim Vrbata</b>	<b>27</b>	<b>6</b>	<b>8</b>	<b>14</b>	<b>12</b>	78	Mark Kumpel	11	2	0	2	6
17	Ron Wilson	23	7	6	13	6	79	Mike Lalor	11	2	0	2	23
18	Darrin Shannon	31	6	7	13	30	80	Andy Brickley	1	1	1	2	0
19	Mario Marois	18	2	11	13	35	81	Raffi Torres	3	1	1	2	2
20	Andrew McBain	24	5	7	12	39	82	Trevor Letowski	5	1	1	2	4
21	<b>Martin Hanzal</b>	<b>23</b>	<b>4</b>	<b>8</b>	<b>12</b>	<b>47</b>	83	Mike Johnson	5	1	1	2	6
22	Phil Housley	13	1	11	12	2	84	Vernon Fiddler	10	1	1	2	14
23	Doug Smail	41	9	2	11	49	85	Stephen Leach	7	1	1	2	2
24	Rick Tocchet	13	6	5	11	33	86	Marc-Antoine Pouliot	8	1	1	2	2
25	Cliff Ronning	13	1	10	11	16	87	Radoslav Suchy	10	1	1	2	0
26	Oleg Tverdovsky	25	0	11	11	6	88	Norm Maciver	12	1	1	2	4
27	Pat Elynuik	14	4	6	10	6	89	Peter Taglianetti	14	1	1	2	20
28	Antoine Vermette	16	5	5	10	24	90	Juha Ylonen	3	0	2	2	2
29	Ray Whitney	20	3	7	10	12	91	Brian Noonan	5	0	2	2	4
30	Derek Morris	23	3	7	10	35	92	Denis Pederson	5	0	2	2	0
31	Dallas Drake	26	4	6	10	12	93	Todd Simpson	5	0	2	2	6
32	Ray Neufeld	18	6	3	9	46	94	Murray Baron	7	0	2	2	6
33	Craig Janney	19	1	8	9	4	95	Morris Lukowich	7	0	2	2	16
34	Mikkel Boedker	20	4	5	9	2	96	Paul MacDermid	7	0	2	2	8
35	Taylor Pyatt	27	6	3	9	4	97	<b>Zbynek Michalek</b>	<b>7</b>	<b>0</b>	<b>2</b>	<b>2</b>	<b>2</b>
36	Rostislav Klesla	19	2	6	8	17	98	Deron Quint	7	0	2	2	0
37	Daymond Langkow	21	2	6	8	4	99	Lee Stempniak	11	0	2	2	2
38	Bengt Lundholm	14	3	4	7	14	100	Sean Burke	10	0	2	2	0
39	Teemu Selanne	6	4	2	6	2	101	Perry Turnbull	12	0	2	2	47
40	Eddie Olczyk	12	3	3	6	10	102	Jyrki Lumme	12	0	2	2	8
41	Bob Corkum	20	3	3	6	12	103	Boyd Gordon	16	0	2	2	6
42	Matthew Lombardi	7	1	5	6	2	104	Gerald Diduck	16	0	2	2	32
43	Wojtek Wolski	7	4	1	5	0	105	Ed Jovanovski	11	1	1	2	6
44	Lucien DeBlois	15	3	2	5	15	106	Lauri Korpikoski	22	1	1	2	8
45	Alexei Zhamnov	12	2	3	5	10	107	Bill Derlago	3	1	0	1	0
46	Norm Dupont	5	3	1	4	0	108	Bryan Maxwell	3	1	0	1	23
47	Brent Ashton	7	3	1	4	2	109	Mathieu Schneider	3	1	0	1	0
48	Aaron Broten	7	2	2	4	12	110	Randy Gilhen	4	1	0	1	10
49	Doug Evans	8	2	2	4	12	111	Chad Kilger	4	1	0	1	0
50	Evgeny Davydov	11	2	2	4	2	112	David Schlemko	9	1	0	1	4
51	Robert Picard	11	2	2	4	20	113	Tie Domi	6	1	0	1	23
52	Mike Gartner	12	2	2	4	22	114	Luciano Borsato	7	1	0	1	4
53	Stu Barnes	6	1	3	4	2	115	Sami Lepisto	7	1	0	1	0
54	Kyle Chipchura	15	1	3	4	7	116	Greg Adams	8	1	0	1	0
55	<b>Oliver Ekman-Larsson</b>	<b>16</b>	<b>1</b>	<b>3</b>	<b>4</b>	<b>8</b>	117	Steve Rooney	13	1	0	1	67
56	Greg Paslawski	7	1	3	4	0	118	Mike Stapleton	26	1	0	1	37
57	Robert Reichel	7	1	3	4	2	119	Tim Young	1	0	1	1	0
58	Adrian Aucoin	22	0	4	4	22	120	Dan Focht	1	0	1	1	0
59	Jim Kyte	24	0	4	4	73	121	Murray Eaves	4	0	1	1	2
60	Willy Lindstrom	4	2	1	3	2	122	Robert Lang	4	0	1	1	0
61	Travis Green	5	2	1	3	2	123	Drake Berehowsky	5	0	1	1	4
62	Dave Manson	6	2	1	3	30	124	Jim Cummins	6	0	1	1	4





#	PLAYER	GP	G	A	PTS	PIM
125	Gord Donnelly	6	0	1	1	8
126	Mike Eastwood	6	0	1	1	2
127	Craig Muni	6	0	1	1	2
128	Dave Christian	7	0	1	1	2
129	Dave McLlwain	7	0	1	1	2
130	Mike Sullivan	10	0	1	1	2
131	Stan Neckar	11	0	1	1	4
132	Brad Berry	11	0	1	1	14
133	Phil Sykes	11	0	1	1	9
134	Mike Eagles	12	0	1	1	14
135	Jim Nill	14	0	1	1	39
136	<b>Mike Smith</b>	<b>16</b>	<b>0</b>	<b>1</b>	<b>1</b>	<b>14</b>
137	Nikolai Khabibulin	24	0	1	1	8
138	Dan Bouchard	1	0	0	0	2
139	Jordy Douglas	1	0	0	0	2
140	Peter Douris	1	0	0	0	0
141	Mark Janssens	1	0	0	0	2
142	Brad Jones	1	0	0	0	0
143	Craig Mills	1	0	0	0	0
144	Russ Romaniuk	1	0	0	0	0
145	Dave Silk	1	0	0	0	2
146	Brad Tiley	1	0	0	0	0
147	Tim Trimper	1	0	0	0	0
148	Mike Veisor	1	0	0	0	0
149	Branko Radivojevic	1	0	0	0	2
150	<b>Michael Stone</b>	<b>2</b>	<b>0</b>	<b>0</b>	<b>0</b>	<b>0</b>
151	Kris Draper	2	0	0	0	0
152	John Druce	2	0	0	0	0
153	Tavis Hansen	2	0	0	0	0
154	Mike Hartman	2	0	0	0	2
155	Jocelyn Lemieux	2	0	0	0	4
156	Ed Staniowski	2	0	0	0	0
157	Krystofer Kolanos	2	0	0	0	6
158	Andrew Ebbett	3	0	0	0	0
159	Bobby Dollas	3	0	0	0	2
160	Bryan Erickson	3	0	0	0	0
161	Tom Martin	3	0	0	0	2
162	Eldon Reddick	3	0	0	0	0
163	Andrei Nazarov	3	0	0	0	2
164	Paul Bissonnette	4	0	0	0	15
165	Eric Belanger	4	0	0	0	2

#	PLAYER	GP	G	A	PTS	PIM
166	Iain Fraser	4	0	0	0	0
167	Jimmy Mann	4	0	0	0	7
168	Doug Soetaert	4	0	0	0	0
169	Jimmy Waite	4	0	0	0	0
170	Landon Wilson	4	0	0	0	12
171	Paul Boutilier	5	0	0	0	15
172	Brad Isbister	5	0	0	0	2
173	Michel Petit	5	0	0	0	8
174	Mika Alatalo	5	0	0	0	2
175	Lyle Odelein	5	0	0	0	16
176	Claude Lemieux	5	0	0	0	2
177	Brad May	5	0	0	0	0
178	Brian Savage	5	0	0	0	0
179	Michal Handzus	5	0	0	0	2
180	Paul Mara	5	0	0	0	4
181	Ladislav Nagy	5	0	0	0	21
182	Petteri Nokelainen	5	0	0	0	2
183	Ossi Vaananen	5	0	0	0	6
184	Wade Campbell	6	0	0	0	9
185	Larry Hopkins	6	0	0	0	2
186	Jim Johnson	6	0	0	0	4
187	Don Spring	6	0	0	0	10
188	J.J. Daigneault	7	0	0	0	8
189	Marc Behrend	7	0	0	0	0
190	Jeff Finley	7	0	0	0	6
191	Jayson More	7	0	0	0	7
192	Troy Murray	7	0	0	0	2
193	Serge Savard	7	0	0	0	4
194	Rick Tabaracci	7	0	0	0	0
195	Daniel Winnik	7	0	0	0	0
196	Dean Kennedy	8	0	0	0	2
197	Shawn Cronin	9	0	0	0	13
198	Jim McKenzie	9	0	0	0	4
199	Ilya Bryzgalov	11	0	0	0	0
200	Bob Essensa	11	0	0	0	2
201	Brian Hayward	11	0	0	0	0
202	Igor Ulanov	11	0	0	0	43
203	Daniel Berthiaume	14	0	0	0	0
204	Michal Rozsival	19	0	0	0	4
205	Stephane Beauregard	40	0	0	0	0

## ALL-TIME PLAYOFF GOALTENDING

PLAYER	YEAR	GP	MIN	GAA	W	L	SO	GA	SA	SV%
<b>Mike Smith</b>	<b>2011-12</b>	<b>16</b>	<b>1027</b>	<b>1.99</b>	<b>9</b>	<b>7</b>	<b>3</b>	<b>34</b>	<b>602</b>	<b>.944</b>
Nikolai Khabibulin	1995-96 to 1998-99	24	1419	2.75	10	13	1	65	778	.916
Sean Burke	1999-00 to 2001-02	10	593	2.93	2	8	0	29	300	.903
Stephane Beauregard	1989-90	4	238	3.03	1	3	0	12	105	.886
Bob Essensa	1989-90 to 1992-93	11	606	3.47	4	5	0	35	300	.883
Eldon Reddick	1986-87	3	166	3.61	0	2	0	10	73	.863
Marc Behrend	1983-84 to 1985-86	7	312	3.65	1	3	0	19	194	.902
Daniel Berthiaume	1985-86 to 1987-88	14	805	3.73	5	9	0	50	407	.877
Jimmy Waite	1997-98	4	171	3.86	0	3	0	11	97	.887
Ilya Bryzgalov	2009-10 to 2010-11	11	653	3.90	3	8	0	41	395	.896
Rick Tabaracci	1991-92	7	387	4.03	3	4	0	26	212	.877
Brian Hayward	1982-83 to 1985-86	11	537	4.80	2	8	0	43	271	.841
Doug Soetaert	1981-82 to 1983-84	4	160	4.88	1	2	0	13	91	.857
Ed Staniowski	1981-82	2	120	6.00	0	2	0	12	42	.714
Mike Veisor	1983-84	1	40	6.00	0	0	0	4	29	.862
Dan Bouchard	1985-86	1	40	7.50	0	1	0	5	22	.773

**GAMES PLAYED**

1. Thomas Steen	56
<b>2. Shane Doan</b>	<b>55</b>
3. Teppo Numminen	50
4. Keith Tkachuk	44
5. Doug Smail	41
6. Stephane Beauregard	40
7. Dale Hawerchuk	38
8. Paul MacLean	35
Fredrik Olausson	35
10. Laurie Boschman	34

**GOALS**

1. Keith Tkachuk	19
2. Dale Hawerchuk	16
Paul MacLean	16
<b>4. Shane Doan</b>	<b>15</b>
5. Thomas Steen	12
6. Jeremy Roenick	9
Doug Smail	9
8. Teppo Numminen	8
9. Brian Mullen	7
Ron Wilson	7

**ASSISTS**

1. Dale Hawerchuk	33
2. Thomas Steen	32
3. Dave Ellett	16
Keith Yandle	16
5. Randy Carlyle	14
6. Shane Doan	13
Fredrik Olausson	13
8. Mario Marois	11
Phil Housley	11
Oleg Tverдовский	11

**POINTS**

1. Dale Hawerchuk	49
2. Thomas Steen	44
3. Keith Tkachuk	28
<b>Shane Doan</b>	<b>28</b>
5. Paul MacLean	26
6. Dave Ellett	20
7. Keith Yandle	19
8. Jeremy Roenick	18
9. Fredrik Olausson	17
Randy Carlyle	17

**PENALTY MINUTES**

1. Keith Tkachuk	100
2. Laurie Boschman	87
<b>3. Shane Doan</b>	<b>85</b>
4. Paul MacLean	76
5. Jim Kyte	73
6. Steve Rooney	67
7. Thomas Steen	62
8. Randy Carlyle	51
9. Tim Watters	49
Doug Smail	49

**POWER-PLAY GOALS**

1. Thomas Steen	7
Paul Maclean	7
3. Keith Tkachuk	5
Dale Hawerchuk	5
<b>5. Shane Doan</b>	<b>4</b>
Dave Ellett	4
Teppo Numminen	4
8. Antoine Vermette	3
Jeremy Roenick	3
Dave Babych	3

**SHORTHANDED GOALS**

1. Dale Hawerchuk	3
2. Bengt Lundholm	2
Brian Mullen	2
Doug Smail	2
Jeremy Roenick	2
Thomas Steen	2
7. Several tied with	1

**GAME-WINNING GOALS**

<b>1. Shane Doan</b>	<b>4</b>
2. Mikkel Boedker	2
<b>Martin Hanzal</b>	<b>2</b>
Gilles Hamel	2
Jeremy Roenick	2
Teemu Selanne	2
7. Several tied with	1

## ALL-TIME CAREER PLAYOFF GOALTENDING LEADERS

**GAMES PLAYED**

1. Nikolai Khabibulin	24
<b>2. Mike Smith</b>	<b>16</b>
3. Daniel Berthiaume	14
4. Ilya Bryzgalov	11
Bob Essensa	11

**MINUTES PLAYED**

1. Nikolai Khabibulin	1419
<b>2. Mike Smith</b>	<b>1027</b>
3. Daniel Berthiaume	805
4. Ilya Bryzgalov	653
5. Bob Essensa	606

**WINS**

1. Nikolai Khabibulin	10
<b>2. Mike Smith</b>	<b>9</b>
3. Daniel Berthiaume	5
4. Bob Essensa	4
5. Ilya Bryzgalov	3
Rick Tabaracci	3

**GOALS AGAINST AVERAGE**

<b>1. Mike Smith</b>	<b>1.99</b>
2. Nikolai Khabibulin	2.75
3. Sean Burke	2.93
4. Stephane Beauregard	3.03
5. Bob Essensa	3.47

**SAVE PERCENTAGE**

<b>1. Mike Smith</b>	<b>.944</b>
2. Nikolai Khabibulin	.916
3. Sean Burke	.903
4. Marc Behrend	.902
5. Ilya Bryzgalov	.892

**MOST GAMES**

16 – 2012

**WINS**

9 – 2012

**HOME**

4 – 2012

**ROAD**

5 – 2012

**LOSSES**

7 – 2012

**HOME**

5 – 2012

**ROAD**

3 – 7 times (last 2000)

**GOALS**

37 – 2012 (17 vs. CHI, 12 vs. NSH, 8 vs. LAK)

**GOALS AGAINST**

35 – 2 times (last 2012)

**OVERTIME GAMES**

7 – 2012

**OVERTIME WINS**

4 – 2012

**CONSECUTIVE WINS**

3 games – 3 times (last Apr. 23-29, 2012)

## TEAM PLAYOFF RECORDS: SERIES

**MOST****GOALS:**

22 – 1987 (vs. CGY) and 1990 (vs. EDM)

**GOALS, 3-GAME SERIES:**

9 – 1983 (vs. EDM)

**GOALS, 4-GAME SERIES:**

15 – 1985 (vs. CGY)

**GOALS, 5-GAME SERIES:**

17 – 1988 (vs. EDM)

**GOALS, 6-GAME SERIES:**

22 – 1987 (vs. CGY)

**GOALS, 7-GAME SERIES:**

22 – 1990 (vs. EDM)

**GOALS, BOTH TEAMS:**

46 – 1990 (WPG 22 vs. EDM 24) and 1992 (WPG 17 vs. VAN 29)

**GOALS, BOTH TEAMS, 3-GAME SERIES:**

25 – 1984 (WPG 7 vs. EDM 18)

**GOALS, BOTH TEAMS, 4-GAME SERIES:**

33 – 1982 (WPG 13 vs. STL 20) and 1985 (WPG 11 vs. EDM 22)

**GOALS, BOTH TEAMS, 5-GAME SERIES:**

42 – 1988 (WPG 17 vs. EDM 25)

**GOALS, BOTH TEAMS, 6-GAME SERIES:**

42 – 1998 (PHX 18 vs. DET 24)

**GOALS, BOTH TEAMS, 7-GAME SERIES:**

46 – 1990 (WPG 22 vs. EDM 24) and 1992 (WPG 17 vs. VAN 29)

**POWER-PLAY GOALS:**

8 – 1987 (vs. CGY)

**PENALTY MINUTES:**

213 – 1988 (vs. EDM)

**SHUTOUTS, BOTH TEAMS:**

2 – 3 times (last: 2012 WCF PHX 1 vs. LAK 1)

**FEWEST****GOALS, 3-GAME SERIES:**

7 – 1984 (vs. EDM)

**GOALS, 4-GAME SERIES:**

9 – 1987 (vs. EDM)

**GOALS, 5-GAME SERIES:**

7 – 2002 (vs. SJS)

**GOALS, 6-GAME SERIES:**

10 – 1996 (vs. DET)

**GOALS, 7-GAME SERIES:**

16 – 1999 (vs. STL)

**GOALS, BOTH TEAMS, 3-GAME SERIES:**

23 – 1983 (WPG 9 vs. EDM 14) and 1986 (WPG 8 vs. CGY 15)

**GOALS, BOTH TEAMS, 4-GAME SERIES:**

26 – 1987 (WPG 9 vs. EDM 17)

**GOALS, BOTH TEAMS, 5-GAME SERIES:**

20 – 2002 (PHX 7 vs. SJS 13)

**GOALS, BOTH TEAMS, 6-GAME SERIES:**

29 – 2012 (PHX 17 vs. CHI 12)

**GOALS, BOTH TEAMS, 7-GAME SERIES:**

34 – 1997 (PHX 17 vs. ANA 17)

**PENALTY MINUTES:**

41 – 2011 (vs. DET)

**MOST GOALS**

7 – (WPG 7 at EDM 5) – Apr. 4, 1990;  
(PHX 7 at DET 4) – Apr. 24, 1998

**GOALS, BOTH TEAMS**

12 – (WPG 7 at EDM 5) – Apr. 4, 1990

**GOALS AGAINST**

9 – (WPG 2 at EDM 9) – Apr. 4, 1984

**POWER-PLAY GOALS**

4 – vs. STL, Apr. 8, 1982

**POWER-PLAY GOALS AGAINST**

4 – at EDM, Apr. 12, 1988; vs. DET, Apr. 23, 1996;  
and vs. DET, May 3, 1998

**SHORTHANDED GOALS**

2 – at CGY, Apr. 14, 1985; vs. EDM, Apr. 9, 1988;  
and at DET, Apr. 24, 1998

**SHOTS**

41 – at STL, Apr. 11, 1982; vs. LAK, May 22, 2012

**SHOTS AGAINST**

54 – at EDM, Apr. 5, 1984

**PENALTY MINUTES**

71 – vs. EDM, Apr. 9, 1988

**PENALTY MINUTES, BOTH TEAMS**

150 – (WPG 71 vs. EDM 79) – Apr. 9, 1988

**LONGEST OVERTIME**

21 minutes, 8 seconds – vs. EDM, Apr. 10, 1990.  
(Dave Ellett scored at  
1:08 of 2nd overtime)

**SHORTEST OVERTIME**

25 seconds – at EDM, Apr. 5, 1984. (Randy Gregg  
scored at 0:25 of 1st overtime)

**FEWEST SHOTS**

13 – vs. DET, Apr. 28, 1996

**SHOTS AGAINST**

16 – vs. EDM, Apr. 8, 1990

## TEAM PLAYOFF RECORDS: PERIOD

**MOST GOALS**

4 – (WPG 6 vs CGY 1) – Apr. 16, 1987, 1st period  
(WPG 5 at CGY 3) – Apr. 14, 1985, 2nd period  
(WPG 5 vs. STL 2) – Apr. 8, 1982, 2nd period  
and (PHX 7 at DET 4) – Apr. 24, 1998, 2nd  
period

**GOALS AGAINST**

6 – (WPG 4 at EDM 7) – Apr. 6, 1988, 3rd period

**POWER-PLAY GOALS**

3 – (WPG 5 vs. STL 2) -- Apr. 8, 1982, 2nd period

**POWER-PLAY GOALS AGAINST**

3 – (WPG 1 vs. DET 6) – Apr. 23, 1996, 2nd period  
and (PHX 2 vs. DET 5) – May 3, 1998, 2nd  
period

**SHOTS**

20 – (WPG 4 vs CGY 3) -- Apr. 12, 1987, 2nd period  
and (PHX 3 vs. DET 2) -- Apr. 14, 2010, 3rd  
period

**SHOTS AGAINST**

20 – (WPG 4 at EDM 5) – Apr. 5, 1984, 3rd period  
(WPG 3 at DET 1) – Apr. 26, 1996, 3rd period  
(PHX 3 vs. LAK 4) – May 22, 2012, 2nd period

**PENALTY MINUTES**

59 – (WPG 2 at STL 8) – Apr. 11, 1982, 2nd period

**PENALTY MINUTES, BOTH TEAMS**

110 – (WPG 59 at STL 51) – Apr. 11, 1982, 2nd  
period

**FEWEST SHOTS**

1 – vs. NSH, Apr. 27, 2012 (3rd period)

**SHOTS AGAINST**

4 – at STL, Apr. 10, 1982 (3rd period)  
vs. ANA, Apr. 22, 1997 (1st period)  
vs. DET, Apr. 30, 1998 (3rd period)  
at COL, Apr. 21, 2000 (1st period)  
at SJS, Apr. 26, 2002 (3rd period)

**FASTEST FOUR GOALS**

9 minutes, 12 seconds – at DET, Apr. 24, 1998 (2nd  
period). Scorers: Rick  
Tocchet, 4:39; Jeremy  
Roenick, 7:13; Roenick,  
13:24, and Keith Tkachuk,  
13:51

**THREE GOALS**

4 minutes, 45 seconds – at STL, Apr. 25, 1999  
(1st period). Scorers:  
Dallas Drake, 3:46; Keith  
Tkachuk, 7:19; Louie  
DeBrusk, 8:31

**THREE GOALS, BOTH TEAMS**

27 seconds – at DET, Apr. 24, 1998 (2nd period).  
Scorers: Jeremy Roenick, Phoenix,  
13:24; Mathieu Dandenault, Detroit,  
13:32; Keith Tkachuk, Phoenix,  
13:51

**TWO GOALS**

16 seconds – vs. CGY, Apr. 11, 1985 (2nd period).  
Scorers: Dale Hawerchuk, 0:47; Doug  
Smail, 1:03

**TWO GOALS, BOTH TEAMS**

8 seconds – at DET, Apr. 24, 1998 (2nd period).  
Scorers: Jeremy Roenick, Phoenix,  
13:24; Mathieu Dandenault, Detroit,  
13:32

**MOST YEARS**

10 – Thomas Steen, 1982 - 1988, 1990, 1992, 1993

**CONSECUTIVE YEARS**7 – Dale Hawerchuk, 1982 - 1988; Thomas Steen, 1982 - 1988;  
Doug Smail, 1982 - 1988**GAMES**

56 – Thomas Steen

**GOALS**

19 – Keith Tkachuk

**ASSISTS**

33 – Dale Hawerchuk

**POINTS**

49 – Dale Hawerchuk

**OVERTIME GOALS**

2 – Mikkell Boedker

**THREE-OR-MORE GOAL GAMES**

1 – Teemu Selanne, at Vancouver, Apr. 27, 1993

**PENALTY MINUTES**

100 – Keith Tkachuk

**GAMES BY A GOALTENDER**

24 – Nikolai Khabibulin

**MINUTES BY A GOALTENDER**

1,419 – Nikolai Khabibulin

## INDIVIDUAL PLAYOFF RECORDS: SINGLE SEASON

**MOST****POINTS**

13 – Dale Hawerchuk, 1987 (5 goals, 8 assists in 10 games)

**POINTS, DEFENSEMAN**

9 – Dave Babych, 1985 (2 goals and 7 assists in 8 games); Keith Yandle, 2012 (1 goal and eight assists in 16 games)

**POINTS, ROOKIE**

8 – Dale Hawerchuk, 1982 (1 goal and 7 assists in 4 games)

**GOALS**

6 – Keith Tkachuk, 1997 (7 games); Rick Tocchet, 1998 (6 games)

**GOALS, DEFENSEMAN**

3 – Teppo Numminen, 1997 (7 games)

**GOALS, ROOKIE**

4 – Teemu Selanne, 1993 (6 games); Keith Tkachuk, 1993 (6 games)

**GAME-WINNING GOALS**2 – Gilles Hamel, 1987 (8 games)  
Teemu Selanne, 1993 (6 games)  
Jeremy Roenick, 1998 (6 games)  
**Shane Doan, 1999 (7 games)**  
**Shane Doan, 2012 (16 games)**  
Mikkell Boedker, 2012 (16 games)  
**Martin Hanzal, 2012 (12 games)****OVERTIME GOALS**

2 – Mikkell Boedker, 2012 (16 games)

**POWER-PLAY GOALS**3 – Dale Hawerchuk, 1987 (10 games);  
Rick Tocchet, 1998 (6 games);  
Antoine Vermette, 2012 (16 games)**SHORTHANDED GOALS**2 – Bengt Lundholm, 1985 (5 games);  
Jeremy Roenick, 1998 (6 games)**THREE-OR-MORE GOAL GAMES**

1 – Teemu Selanne, 1993 (6 games)

**ASSISTS**8 – Dale Hawerchuk, 1987 (10 games);  
Dave Ellett, 1987 (10 games);  
Keith Yandle, 2012 (16 games)**ASSISTS, DEFENSEMAN**8 – Dave Ellett, 1987 (10 games);  
Keith Yandle, 2012 (16 games)**MINUTES PLAYED**

1027 – Mike Smith, 2012 (16 games)

**WINS**

9 – Mike Smith, 2012 (16 games)

**CONSECUTIVE WINS**3 – Nikolai Khabibulin, 1997 CQF, vs. ANA;  
Nikolai Khabibulin, 1999 CQF, STL;  
**Mike Smith, 2012 CQF/CSF****LONGEST CONSECUTIVE GOAL-SCORING STREAK**

5 games – Rick Tocchet, vs. DET, Apr. 22 - Apr. 30, 1998 (6 goals)

**LONGEST CONSECUTIVE POINT-SCORING STREAK**

6 games – Rick Tocchet, vs. DET, Apr. 22 - May 3, 1998 (6 goals, 2 assists, 8 points)



**MOST POINTS**

10 – Dale Hawerchuk, 1987 DSF, vs. CGY (5 goals, 5 assists in 6 games)

**GOALS**

6 – Keith Tkachuk, 1997 CQF, vs. ANA (7 games)  
Rick Tocchet, 1998 CQF, vs. DET (6 games)

**ASSISTS:**

7 – Dale Hawerchuk, 1982 DSF, vs. STL (4 games)  
Phil Housley, 1993 DSF, vs. VAN (6 games)  
Cliff Ronning, 1997 CQF, vs. ANA (7 games)  
Oleg Tverdovsky, 1998 CQF, vs. DET (6 games)

**GAME-WINNING GOALS**

2 – Gilles Hamel, 1987 DSF, vs. CGY (4 games)  
Teemu Selanne, 1993 DSF, vs. VAN (6 games)  
Jeremy Roenick, 1998 CQF, vs. DET (6 games)  
Mikkel Boedker, 2012 CQF, vs. CHI (6 games)  
**Shane Doan, 1999 CQF, vs. STL (7 games)**

**OVERTIME GOALS**

2 – Mikkel Boedker, 2012 CQF, vs. CHI (6 games)

**POWER-PLAY GOALS**

3 – Dale Hawerchuk, 1987 DSF, vs. CGY (6 games)  
Rick Tocchet, 1998 CQF, vs. DET (6 games);  
Antoine Vermette, 2012 CQF, vs. CHI (6 games)

**SHORTHANDED GOALS**

2 – Bengt Lundholm, 1985 DF, vs. EDM (4 games);  
Jeremy Roenick, 1998 CQF, vs. DET (6 games)

**THREE-OR-MORE GOAL GAMES**

1 – Teemu Selanne, 1993 DSF, vs. VAN (6 games)

**PENALTY MINUTES**

39 – Igor Ulanov, 1992 DSF, vs. VAN (7 games)

**GOALS, ROOKIE**

4 – Teemu Selanne, 1993 DSF, vs. VAN (6 games);  
Keith Tkachuk, 1993 DSF, vs. VAN (6 games)

**ASSISTS, ROOKIE**

7 – Dale Hawerchuk, 1982 DSF, vs. STL (4 games)

**POINTS, ROOKIE**

8 – Dale Hawerchuk, 1982 DSF, vs. STL (4 games)

**LONGEST****CONSECUTIVE POINT-SCORING STREAK**

6 games – Rick Tocchet, CQF vs. DET, Apr. 22 - May 3, 1998 (6 goals, 2 assists, 8 points)

**CONSECUTIVE GOAL-SCORING STREAK**

6 games – Rick Tocchet, CQF vs. DET, Apr. 22 - Apr. 30, 1998 (6 goals)

**CONSECUTIVE ASSIST-SCORING STREAK**

6 games – Dale Hawerchuk, DSF vs. STL, Apr. 7 - Apr. 11, 1982 (7 assists)

## INDIVIDUAL PLAYOFF RECORDS: GAME

**MOST POINTS**

4 – Dale Hawerchuk, vs. STL, Apr. 8, 1982 (4 assists); Jeremy Roenick, at DET, Apr. 24, 1998 (2 goals, 2 assists)

**GOALS**

3 – Teemu Selanne, vs. VAN, Apr. 23, 1993

**POWER-PLAY GOALS**

2 – Paul MacLean, vs. STL, Apr. 8, 1982; Moe Mantha, at EDM, Apr. 7, 1983;  
Teemu Selanne, vs. VAN, Apr. 23, 1993; **Shane Doan, at Detroit, Apr. 16, 2011**; Antoine Vermette, vs. CHI, Apr. 14, 2012

**ASSISTS**

4 – Dale Hawerchuk, vs. STL, Apr. 8, 1982

**PENALTY MINUTES**

25 – Dave Babych, at STL, Apr. 11, 1982; Igor Ulanov, vs. VAN, Apr. 22, 1992

**SHOTS**

9 – Ray Whitney, at CHI, Apr. 17, 2012

**SHOTS FACED BY A GOALTENDER**

54 – Marc Behrend, at EDM, Apr. 5, 1984

**GOALS AGAINST BY A GOALTENDER**

8 – Ed Staniowski, at STL, Apr. 11, 1982; Rick Tabaracci, vs. VAN, Apr. 28, 1992

## INDIVIDUAL PLAYOFF RECORDS: PERIOD

**MOST POINTS**

3 – Dale Hawerchuk, vs. STL, Apr. 8, 1982 (2nd period: 3 assists)  
Phil Housley, vs. VAN, Apr. 23, 1993 (1st period: 3 assists)  
Jeremy Roenick, at DET, Apr. 24, 1998 (2nd period: 2 goals, 1 assist)  
Oleg Tverdovsky, vs. DET, Apr. 26, 1998 (3rd period: 3 assists)

**GOALS**

3 – Paul MacLean, at CGY, Apr. 9, 1987 (2nd period)  
Dale Hawerchuk, at EDM, Apr. 12, 1988 (2nd period)  
Teemu Selanne, vs. VAN, Apr. 23, 1993 (1st period)  
Darrin Shannon, vs. ANA, Apr. 20, 1997 (1st period)  
Jeremy Roenick, at DET, Apr. 24, 1998 (2nd period)  
**Shane Doan, at DET, Apr. 16, 2011 (3rd period)**

**POWER-PLAY GOALS**

2 – Teemu Selanne, vs. VAN, Apr. 23, 1993 (1st period); **Shane Doan, at DET, Apr. 16, 2011 (3rd period)**

**ASSISTS**

3 – Dale Hawerchuk, vs. STL, Apr. 8, 1982 (2nd period)  
Phil Housley, vs. VAN, Apr. 23, 1993 (1st period)  
Oleg Tverdovsky, vs. DET, Apr. 26, 1998 (3rd period)

**PENALTY MINUTES**

25 – Igor Ulanov, vs. VAN, Apr. 22, 1992 (2nd period)

**SHOTS FACED BY A GOALTENDER**

20 – Marc Behrend, at EDM, Apr. 5, 1984 (3rd period); Nikolai Khabibulin, at DET, Apr. 26, 1996 (3rd period); **Mike Smith, vs. LAK, May 22, 2012 (2nd period)**

**GOALS AGAINST BY A GOALTENDER**

6 – Daniel Berthiaume, at EDM, Apr. 6, 1988 (3rd period)

**FASTEST GOAL FROM START OF A GAME**

29 seconds – Sami Lepisto, at Detroit, Apr. 18, 2010

**FIRST GAME**

Home - vs. STL, Apr. 7, 1982  
 Road - at STL, Apr. 10, 1982

**FIRST WIN**

Home - vs. STL (5-2), Apr. 8, 1982  
 Road - at CGY (5-3), Apr. 14, 1985

**FIRST LOSS**

Home - vs. STL (4-3), Apr. 7, 1982  
 Road - at STL (6-3), Apr. 10, 1982

**FIRST GOAL**

Home - Willy Lindstrom (1:20 of 1st period) vs. STL, Apr. 7, 1982  
 Road - Bengt Lundholm (1:39 of 1st period) at STL, Apr. 10, 1982

**FIRST ASSISTS**

Home - Thomas Steen (1:20 of 1st period) vs. STL, Apr. 7, 1982  
 Road - Thomas Steen, Willy Lindstrom (1:39 of 1st period) at STL, Apr. 10, 1982

**FIRST POWER PLAY GOAL**

Home - Paul MacLean (15:35 of 1st period) vs. STL, Apr. 8, 1982  
 Road - Norm Dupont (6:36 of 3rd period) at STL, Apr. 11, 1982

**FIRST SHORTHANDED GOAL**

Home - Doug Smail (3:53 of 2nd period) vs. EDM, Apr. 25, 1987  
 Road - Moe Mantha (4:53 of 2nd period) vs. EDM, Apr. 5, 1983

**FIRST GAME WINNING GOAL**

Home - Paul MacLean (10:07 of 2nd period) vs. STL, Apr. 8, 1982  
 Road - Ron Wilson (8:09 of 2nd period) at CGY, Apr. 14, 1985

**FIRST GOAL ALLOWED**

Home - Perry Turnbull (against Ed Staniowski at 19:51 of 1st period) vs. STL, Apr. 7, 1982  
 Road - Brian Sutter (against Doug Soetaert at 7:36 of 1st period) at STL, Apr. 10, 1982

**FIRST POWER PLAY GOAL ALLOWED**

Home - Guy Lapointe (18:02 of 3rd period) vs. STL, Apr. 7, 1982  
 Road - Perry Turnbull (5:36 of 1st period) at STL, Apr. 11, 1982

**FIRST SHORTHANDED GOAL ALLOWED**

Home - Steve Konroyd (14:38 of 2nd period) vs. CGY, Apr. 10, 1985  
 Road - Wayne Gretzky (15:58 of 1st period) at EDM, Apr. 6, 1983

**FIRST WIN BY A GOALTENDER**

Home - Doug Soetaert vs. STL (5-2), Apr. 8, 1982  
 Road - Marc Behrend vs. CGY (5-3), Apr. 10, 1985

**FIRST LOSS BY A GOALTENDER**

Home - Ed Staniowski vs. STL (4-3), Apr. 7, 1982  
 Road - Doug Soetaert vs. STL (6-3), Apr. 10, 1982

**FIRST SHUTOUT FOR**

Home - Nikolai Khabibulin (32 saves) vs. ANA (2-0), Apr. 22, 1997  
 Road - **Mike Smith** (25 saves) at NSH (1-0), May 4, 2012

**FIRST SHUTOUT AGAINST**

Home - Grant Fuhr (35 saves) vs. STL (1-0, OT), May 4, 1999  
 Road - Rejean Lemelin (33 saves) vs. CGY (4-0), Apr. 13, 1985

**FIRST 2-GOAL GAME**

Home - Willy Lindstrom vs. STL, Apr. 7, 1982  
 Road - Moe Mantha at EDM, Apr. 7, 1983

**FIRST HAT TRICK**

Home - Teemu Selanne vs. VAN, Apr. 23, 1993  
 Road - None

**FIRST PENALTY SHOT**

Home - None  
 Road - Mike Johnson at SJS (against Evgeni Nabokov at 19:45 of 2nd period), Apr. 26, 2002 (goal)

**FIRST MINOR PENALTY**

Home - Morris Lukowich, high sticking (4:14 of 1st period) vs. STL, Apr. 7, 1982  
 Road - Perry Turnbull, elbowing (2:14 of 1st period) at STL, Apr. 10, 1982

**FIRST MAJOR PENALTY**

Home - Jimmy Mann, fighting (12:41 of 2nd period) vs. STL, Apr. 7, 1982  
 Road - Dave Babych, fighting (7:47 of 1st period) at STL, Apr. 11, 1982

**FIRST MISCONDUCT PENALTY**

Home - Bryan Maxwell (12:19 of 2nd period) vs. EDM, Apr. 9, 1983  
 Road - Dave Babych (19:30 of 2nd period) vs. STL, Apr. 11, 1982

**FIRST GAME**

Home - vs. ANA, Apr. 20, 1997  
 Road - at ANA, Apr. 16, 1997

**FIRST WIN**

Home - vs. ANA (4-1), Apr. 20, 1997  
 Road - at ANA (5-2), Apr. 24, 1997

**FIRST LOSS**

Home - vs. ANA (3-2 OT), Apr. 27, 1997  
 Road - at ANA (4-2), Apr. 16, 1997

**FIRST GOAL**

Home - Darrin Shannon (1:18 of 1st period) vs. ANA, Apr. 20, 1997  
 Road - Jeremy Roenick (3:27 of 2nd period) at ANA, Apr. 16, 1997

**FIRST ASSISTS**

Home - Cliff Ronning, Jeremy Roenick (1:18 of 1st period) vs. ANA, Apr. 20, 1997  
 Road - Cliff Ronning, Teppo Numminen (3:27 of 2nd period) at ANA, Apr. 16, 1997

**FIRST POWER PLAY GOAL**

Home - Keith Tkachuk (17:44 of 3rd period) vs. ANA, Apr. 27, 1997  
 Road - Keith Tkachuk (16:48 of 2nd period) at ANA, Apr. 16, 1997

**FIRST SHORTHANDED GOAL**

Home - None  
 Road - Jeremy Roenick (7:13 of 2nd period) at DET, Apr. 24, 1998

**FIRST GAME WINNING GOAL**

Home - Darrin Shannon (8:50 of 1st period) vs. ANA, Apr. 20, 1997  
 Road - Teppo Numminen (9:12 of 2nd period) at ANA, Apr. 24, 1997

**FIRST GOAL ALLOWED**

Home - Paul Kariya (18:49 of 1st period) vs. ANA, Apr. 20, 1997  
 Road - Teemu Selanne (8:57 of 1st period) at ANA, Apr. 16, 1997

**FIRST POWER PLAY GOAL ALLOWED**

Home - Paul Kariya (18:49 of 1st period) vs. ANA, Apr. 20, 1997  
 Road - Teemu Selanne (8:57 of 1st period) at ANA, Apr. 16, 1997

**FIRST SHORTHANDED GOAL ALLOWED**

Home - Anze Kopitar (11:13 of the 1st period) vs. LAK, May 22, 2012  
 Road - None

**FIRST WIN BY A GOALTENDER**

Home - Nikolai Khabibulin vs. ANA (4-1), Apr. 20, 1997  
 Road - Nikolai Khabibulin at ANA (5-2), Apr. 24, 1997

**FIRST LOSS BY A GOALTENDER**

Home - Nikolai Khabibulin vs. ANA (3-2 OT), Apr. 27, 1997  
 Road - Nikolai Khabibulin at ANA (4-2), Apr. 16, 1997

**FIRST SHUTOUT FOR**

Home - Nikolai Khabibulin (32 saves) vs. ANA (2-0), Apr. 22, 1997  
 Road - Mike Smith (25 saves) at NSH (1-0), May 4, 2012

**FIRST SHUTOUT AGAINST**

Home - Grant Fuhr (35 saves) vs. STL (1-0 OT), May 4, 1999  
 Road - Guy Hebert (31 saves) at ANA (3-0), Apr. 29, 1997

**FIRST 2-GOAL GAME**

Home - Darrin Shannon vs. ANA, Apr. 20, 1997  
 Road - Keith Tkachuk at ANA, Apr. 24, 1997

**FIRST HAT TRICK**

Home - None  
 Road - None

**FIRST PENALTY SHOT**

Home - None  
 Road - Mike Johnson at SJS (against Evgeni Nabokov at 19:45 of 2nd period), Apr. 26, 2002 (scored)

**FIRST MINOR PENALTY**

Home - Jim McKenzie, holding (2:30 of 1st period) vs. ANA, Apr. 20, 1997  
 Road - **Shane Doan**, interference (7:01 of 1st period) at ANA, Apr. 16, 1997

**FIRST MAJOR PENALTY**

Home - Jayson More, fighting (19:39 of 3rd period) vs. ANA, Apr. 20, 1997  
 Road - Kris King, fighting (6:57 of 3rd period) at ANA, Apr. 18, 1997

**FIRST MISCONDUCT PENALTY**

Home - Kris King, Mike Stapleton (19:39 of 3rd period) vs. ANA, Apr. 20, 1997  
 Road - Cliff Ronning (19:53 of 3rd period) at ANA, Apr. 18, 1997



# MEDIA









## NATIONAL HOCKEY LEAGUE

**New York**

1185 Avenue of the Americas  
New York, NY 10036  
O: 212-789-2000  
F: 212-789-2020

**Montréal,**

1800 McGill College Ave., Suite 2600  
Montreal, QC H3A 3J6  
O: 514-841-9220  
F: 514-841-1070

**Toronto**

50 Bay St., 11th Floor  
Toronto, ON M5J 2X8  
O: 416-359-7900  
F: 416-981-2779

## EXECUTIVES



**Gary B. Bettman**  
Commissioner



**William Daly**  
Deputy Commissioner



**Colin Campbell**  
Senior Executive  
Vice President of  
Hockey Operations

## NHL COMMUNICATIONS (@PR\_NHL)

**GARY MEAGHER**, Executive Vice President, Communications  
O: 416-359-7960, C: 416-729-4700, gmeagher@nhl.com

**FRANK BROWN**, Group Vice President, Communications  
O: 212-789-2042, C: 347-853-4390, fbrown@nhl.com  
\* Commissioner's Office requests

**JAMEY HORAN**, Group Vice President, Event Communications & Player Development  
O: 212-789-2785, C: 646-652-9981, jhoran@nhl.com  
\* Deputy Commissioner requests and event/player development inquiries

**JOHN DELLAPINA**, Group Vice President, Communications  
O: 212-789-2115, C: 917-363-7988, jdellapina@nhl.com  
\* Department of Player Safety requests and general hockey inquiries

**BENNY ERCOLANI**, Statistician & Information Officer  
O: 416-359-7963, C: 416-729-5666, bercolani@nhl.com

**GREG INGLIS**, Senior Director, News Services  
O: 212-789-2065, C: 347-853-2461, ginglis@nhl.com  
\* Editorial content/research

**NIRVA MILORD**, Director, Communications  
O: 212-789-2123, C: 917-715-6187, nmilord@nhl.com  
\* Corporate communications and entertainment publicity

**JENNIFER MOAD**, Director, Communications  
O: 416-359-7961, C: 416-527-2852, jmoad@nhl.com  
\* Hockey Operations and Officiating requests

**CHRIS WOJCIK**, Director, Event Communications & Player Development  
O: 212-789-2097, C: 646-285-7711, cwojick@nhl.com  
\* Event inquiries

**JULIE YOUNG**, Director, Communications  
O: 416-359-7964, C: 416-605-3550, jyoung@nhl.com

**DAVID KEON**, Senior Manager, Communications  
O: 416-359-7962, C: 416-729-5665, dkeon@nhl.com  
\* International credentials

**CHRIS ACKROYD**, Manager, Communications  
O: 437-777-9296, C: 416-702-4645, cackroyd@nhl.com  
\* In-game communications

**TREVOR BJERGSO**, Manager, Communications  
O: 416-359-7965, C: 416-540-5306, tbjergso@nhl.com  
\* Social media inquiries and Central Scouting requests

**BRENDON CROSSMAN**, Manager, Communications  
O: 416-359-7903, C: 416-702-4645, bcrossman@nhl.com  
\* In-game communications

**JASMINE GHAFOUR**, Manager, Communications  
O: 416-359-7968, C: 647-808-4876, jghafour@nhl.com  
\* Corporate communications

**JOSH BERNSTEIN**, Coordinator, Communications  
O: 212-789-2609, jbp@nhl.com  
\* Editorial content/research and Morning Skate

**NICOLE BUCKLEY**, Coordinator, Event Communications & Player Development  
O: 212-789-2066, nicbuckley@nhl.com  
\* Event credentials

**JEFF DAY**, Coordinator, Event Communications & Player Development  
O: 212-789-2108, jday@nhl.com

**GINA MORRA**, Assistant, Event Communications & Player Development  
O: 212-789-2690, gmorra@nhl.com

**September 2016**

- 17 – Oct. 1 2016 World Cup of Hockey tournament (Air Canada Centre, Toronto, Ont.)
- 22 Training camps open
- 22 CCM/USA Hockey All-American Prospects Game (Philadelphia, Pa.)
- 25 Preseason schedule begins

**October 2016**

- 2 2016 Kraft Hockeyville™ Canada (Kal Tire Place, Vernon, B.C.)  
Los Angeles Kings vs. Edmonton Oilers
- 4 2016 Kraft Hockeyville™ USA (Lakeview Arena, Marquette, Mich.)  
Carolina Hurricanes vs. Buffalo Sabres
- 11 Opening day playing rosters set (5 p.m. ET)
- 12 Opening night: 2016-17 NHL regular season begins  
Edmonton Oilers play first NHL game at Rogers Place (vs. Calgary)
- 13 Pittsburgh Penguins raise Stanley Cup banner  
Washington Capitals at Pittsburgh Penguins
- 22 2016 Tim Hortons NHL Heritage Classic™ Alumni Game:  
Investors Group Field (Winnipeg, Man.)
- 23 2016 Tim Hortons NHL Heritage Classic™  
Edmonton Oilers at Winnipeg Jets  
Investors Group Field (Winnipeg, Man.)
- 24 – Nov. 18 Hockey Fights Cancer Awareness Month

**November 2016**

- 11 Hockey Hall of Fame Game:  
Philadelphia Flyers at Toronto Maple Leafs
- 14 Hockey Hall of Fame induction ceremony (Toronto, Ont.)  
Inductees: Eric Lindros, Sergei Makarov, Rogatien Vachon (Player category); Pat Quinn (Builder category); Sam Rosen, Bob Verdi (Media honorees).
- 15 NHL General Managers Meeting (Toronto, Ont.)
- 25 2016 Discover NHL Thanksgiving Showdown™  
New York Rangers at Philadelphia Flyers (1 p.m. ET)
- 26 NHL Founders Day (1917)
- 30 U.S. Hockey Hall of Fame Induction (Philadelphia, Pa.)  
Inductees: 1996 World Cup of Hockey championship team, Craig Janney, Bill Belisle  
Celebration of Lester Patrick (Philadelphia, Pa.)  
Recipients: TBA

**December 2016**

- 1 Signing deadline for Group 2 free agents (5 p.m. ET)
- 19-27 Holiday roster freeze in effect: For all players on an NHL active roster, injured reserve, or with non-roster and injured non-roster status as of midnight (local time) Dec. 19, a roster freeze shall apply through midnight (local time) Dec. 27, with respect to waivers, trades and loans, subject to the exceptions provided for in CBA Article 16.5 (d).
- 24-26 Holiday break (no scheduled practices – dressing rooms closed)
- 26 – Jan. 5 IIHF World Junior Championship (Montreal, Que. & Toronto, Ont.)
- 31 2017 NHL Winter Classic @ Alumni Game  
Busch Stadium (St. Louis, Mo.)

**January 2017**

- NHL Centennial Classic™  
Detroit Red Wings at Toronto Maple Leafs  
BMO Field (Toronto, Ont.)
- 2 2017 Bridgestone NHL Winter Classic @  
Chicago Blackhawks at St. Louis Blues  
Busch Stadium (St. Louis, Mo.)
- 10 USHL/NHL Top Prospects Game (Sioux Falls, S.D.)
- Week of 16th NHL Central Scouting Mid-Season Rankings release
- 27-30 NHL All-Star Break (no games played)
- 27-29 No scheduled practices – dressing rooms closed
- 28 – 30 AHL All-Star Classic (Allentown, Pa.)
- 28 NHL All-Star Skills Competition™  
STAPLES Center (Los Angeles, Calif.)
- 29 2017 NHL All-Star Game  
STAPLES Center (Los Angeles, Calif.)
- 30 CHL/NHL Top Prospects Game (Quebec City, Que.)
- 31 NHL regular season resumes

**February 2017**

- 1 Hockey is for Everyone Month
- 18 17th Annual Scotiabank Hockey Day in Canada (Host: Kenora, Ont.)
- 25 2017 Coors Light NHL Stadium Series™  
Philadelphia Flyers at Pittsburgh Penguins  
Heinz Field (Pittsburgh, Pa.)
- 19 – 26 Hockey Week Across America (USA Hockey)

**March 2017**

- 1 Trade Deadline (3 p.m. ET)
- 6-8 NHL General Managers Meeting (Boca Raton, Fla.)

**April 2017**

- 6-8 NCAA Frozen Four (United Center, Chicago, Ill.)
- 9 Last day of regular season  
Final regular season game at Joe Louis Arena (5 p.m.)
- Week of 10th NHL Central Scouting Final Rankings release
- 12 Stanley Cup Playoffs begin
- 13-23 IIHF Under-18 World Championship (Poprad & Spisska Nova Ves, Slovakia)
- TBA 2017 NHL Draft Lottery

**May 2017**

- 5-21 IIHF World Championship (Cologne, Germany & Paris, France)
- 18-28 CHL Memorial Cup (Windsor, Ont.)
- 28-June 3 2017 NHL Combine (Buffalo, N.Y.)

**June 2017**

- 14 Last possible day for 2017 Stanley Cup Final
- 23-24 2017 NHL Draft (United Center, Chicago, Ill.)
- TBA 2017 NHL Awards

**July 2017**

- 1 Free agency begins (12 p.m. ET)
- 5 Deadline for player-elected salary arbitration notification (5 p.m. ET)
- 6 Deadline for club-elected salary arbitration notification (5 p.m. ET)
- 20–Aug. 4 Salary arbitration hearings held

**August 2017**

- 6 Deadline for salary arbitration decisions to be rendered

**SEASON****WINNING TEAM**

2015-16	Pittsburgh Penguins
2014-15	Chicago Blackhawks
2013-14	Los Angeles Kings
2012-13	Chicago Blackhawks
2011-12	Los Angeles Kings
2010-11	Boston Bruins
2009-10	Chicago Blackhawks
2008-09	Pittsburgh Penguins
2007-08	Detroit Red Wings
2006-07	Anaheim Ducks
2005-06	Carolina Hurricanes
2003-04	Tampa Bay Lightning
2002-03	New Jersey Devils
2001-02	Detroit Red Wings
2000-01	Colorado Avalanche
1999-00	New Jersey Devils
1998-99	Dallas Stars
1997-98	Detroit Red Wings
1996-97	Detroit Red Wings
1995-96	Colorado Avalanche
1994-95	New Jersey Devils
1993-94	New York Rangers
1992-93	Montreal Canadiens
1991-92	Pittsburgh Penguins
1990-91	Pittsburgh Penguins
1989-90	Edmonton Oilers
1988-89	Calgary Flames
1987-88	Edmonton Oilers
1986-87	Edmonton Oilers
1985-86	Montreal Canadiens
1984-85	Edmonton Oilers
1983-84	Edmonton Oilers
1982-83	New York Islanders
1981-82	New York Islanders
1980-81	New York Islanders
1979-80	New York Islanders
1978-79	Montreal Canadiens
1977-78	Montreal Canadiens
1976-77	Montreal Canadiens
1975-76	Montreal Canadiens
1974-75	Philadelphia Flyers
1973-74	Philadelphia Flyers
1972-73	Montreal Canadiens
1971-72	Boston Bruins
1970-71	Montreal Canadiens
1969-70	Boston Bruins
1968-69	Montreal Canadiens
1967-68	Montreal Canadiens
1966-67	Toronto Maple Leafs
1965-66	Montreal Canadiens

**SEASON****WINNING TEAM**

1964-65	Montreal Canadiens
1963-64	Toronto Maple Leafs
1962-63	Toronto Maple Leafs
1961-62	Toronto Maple Leafs
1960-61	Chicago Blackhawks
1959-60	Montreal Canadiens
1958-59	Montreal Canadiens
1957-58	Montreal Canadiens
1956-57	Montreal Canadiens
1955-56	Montreal Canadiens
1954-55	Detroit Red Wings
1953-54	Detroit Red Wings
1952-53	Montreal Canadiens
1951-52	Detroit Red Wings
1950-51	Toronto Maple Leafs
1949-50	Detroit Red Wings
1948-49	Toronto Maple Leafs
1947-48	Toronto Maple Leafs
1946-47	Toronto Maple Leafs
1945-46	Montreal Canadiens
1944-45	Toronto Maple Leafs
1943-44	Montreal Canadiens
1942-43	Detroit Red Wings
1941-42	Toronto Maple Leafs
1940-41	Boston Bruins
1939-40	New York Rangers
1938-39	Boston Bruins
1937-38	Chicago Blackhawks
1936-37	Detroit Red Wings
1935-36	Detroit Red Wings
1934-35	Montreal Maroons
1933-34	Chicago Blackhawks
1932-33	New York Rangers
1931-32	Toronto Maple Leafs
1930-31	Montreal Canadiens
1929-30	Montreal Canadiens
1928-29	Boston Bruins
1927-28	New York Rangers
1926-27	Ottawa Senators
1925-26	Montreal Maroons
1924-25	Victoria Cougars
1923-24	Montreal Canadiens
1922-23	Ottawa Senators
1921-22	Toronto St. Pats
1920-21	Ottawa Senators
1919-20	Ottawa Senators
*1918-19	No Decision
1917-18	Toronto Arenas

\* = The 1919 Final between the Seattle Metropolitans and Montreal Canadiens was cancelled due to an influenza epidemic.



## PACIFIC DIVISION

### ANAHEIM DUCKS

Honda Center  
2695 Katella Ave.  
Anaheim, CA 92806  
(714) 940-2900  
G.M.: Bob Murray  
Coach: Randy Carlyle

### ARIZONA COYOTES

Gila River Arena  
9400 W. Maryland Avenue  
Glendale, AZ 85305  
(623) 772-3200  
G.M.: John Chayka  
Coach: Dave Tippett

### CALGARY FLAMES

Scotiabank Saddledome  
P.O. Box 1540 Station M  
Calgary, AB T2P 3B9  
(403) 777-2177  
G.M.: Brad Treliving  
Coach: Glen Gulutzan

### EDMONTON OILERS

102 ST NW  
Edmonton, AB T5J 4Y8  
(780) 414-5483  
G.M.: Peter Chiarelli  
Coach: Todd McLellan

### LOS ANGELES KINGS

Toyota Sports Center  
555 N. Nash St.  
El Segundo, CA 90245  
(310) 535-4500  
G.M.: Dean Lombardi  
Coach: Darryl Sutter

### SAN JOSE SHARKS

SAP Center at San Jose  
525 West Santa Clara St.  
San Jose, CA 95113  
(408) 287-7070  
G.M.: Doug Wilson  
Coach: Pete DeBoer

### VANCOUVER CANUCKS

Rogers Center  
800 Griffiths Way  
Vancouver, BC V6B 6G1  
(604) 899-4600  
G.M.: Jim Benning  
Coach: Willie Desjardins

## CENTRAL DIVISION

### CHICAGO BLACKHAWKS

United Center  
1901 W. Madison St.  
Chicago, IL 60612  
(312) 455-7000  
G.M.: Stan Bowman  
Coach: Joel Quenneville

### COLORADO AVALANCHE

Pepsi Center  
1000 Chopper Circle  
Denver, CO 80204  
(303) 405-1100  
G.M.: Joe Sakic  
Coach: Jared Bednar

### DALLAS STARS

2601 Avenue of the Stars  
Frisco, TX 75034  
(214) 387-5500  
G.M.: Jim Nill  
Coach: Lindy Ruff

### MINNESOTA WILD

317 Washington St.  
St. Paul, MN 55102  
(651) 602-6000  
G.M.: Chuck Fletcher  
Coach: Bruce Boudreau

### NASHVILLE PREDATORS

Bridgestone Arena  
501 Broadway  
Nashville, TN 37203  
(615) 770-2300  
G.M.: David Poile  
Coach: Peter Laviolette

### ST. LOUIS BLUES

Scottrade Center  
1401 Clark Ave at Brett Hull Way  
St. Louis, MO 63103  
(314) 622-2582  
G.M.: Doug Armstrong  
Coach: Ken Hitchcock

### WINNIPEG JETS

MTS Centre  
345 Graham Ave.  
Winnipeg, MB R3C 5S6  
(204) 987-7825  
G.M.: Kevin Cheveldayoff  
Coach: Paul Maurice





## METROPOLITAN DIVISION

### CAROLINA HURRICANES

PNC Arena  
1400 Edwards Mill Rd.  
Raleigh, NC 27607  
(919) 467-7825  
G.M.: Ron Francis  
Coach: Bill Peters

### COLUMBUS BLUE JACKETS

Nationwide Arena  
200 W. Nationwide Blvd.  
Columbus, OH 43215  
(614) 246-4625  
G.M.: Jarmo Kekalainen  
Coach: John Tortorella

### NEW JERSEY DEVILS

Prudential Center  
25 Lafayette Street  
Newark, NJ 07102  
(973) 757-6100  
G.M.: Ray Shero  
Coach: John Hynes

### NEW YORK ISLANDERS

Barclays Center  
620 Atlantic Ave.  
Brooklyn, NY 11217  
(917) 618-6700  
G.M.: Garth Snow  
Coach: Jack Capuano

### NEW YORK RANGERS

Madison Square Garden  
Two Pennsylvania Plaza #14  
New York, NY 10121  
(212) 465-6486  
G.M.: Jeff Gorton  
Coach: Alain Vigneault

### PHILADELPHIA FLYERS

Wells Fargo Center  
3601 South Broad St.  
Philadelphia, PA 19148  
(215) 465-4500  
G.M.: Ron Hextall  
Coach: Dave Hakstol

### PITTSBURGH PENGUINS

CONSOL Energy Center  
1001 Fifth Avenue  
Pittsburgh, PA 15219  
(412) 642-1300  
G.M.: Jim Rutherford  
Coach: Mike Sullivan

### WASHINGTON CAPITALS

Kettler Capitals Iceplex  
627 N. Glebe Rd., Suite 850  
Arlington, VA 22203  
(202) 266-2200  
G.M.: Brian MacLellan  
Coach: Barry Trotz

## ATLANTIC DIVISION

### BOSTON BRUINS

TD Garden  
100 Legends Way  
Boston, MA 02114  
(617) 624-2327  
G.M.: Don Sweeney  
Coach: Claude Julien

### BUFFALO SABRES

First Niagara Center  
One Seymour H. Knox III Plaza  
Buffalo, NY 14203  
(716) 855-4100  
G.M.: Tim Murray  
Coach: Dan Bylsma

### DETROIT RED WINGS

Joe Louis Arena  
19 Steve Yzerman Drive  
Detroit, MI 48226  
(313) 471-7000  
G.M.: Ken Holland  
Coach: Jeff Blashill

### FLORIDA PANTHERS

BB&T Center  
One Panther Parkway  
Sunrise, FL 33323  
(954) 835-7000  
G.M.: Tom Rowe  
Coach: Gerard Gallant

### MONTREAL CANADIENS

Bell Centre  
1909 Avenue des Canadiens-de-Montreal  
Montreal, QC H3B 5E8  
(514) 932-2582  
G.M.: Marc Bergevin  
Coach: Michel Therrien

### OTTAWA SENATORS

Canadian Tire Center  
1000 Palladium Drive  
Ottawa, ON K2V 1A5  
(613) 599-0250  
G.M.: Pierre Dorion  
Coach: Guy Boucher

### TAMPA BAY LIGHTNING

Amalie Arena  
401 Channelside Drive  
Tampa, FL 33602  
(813) 301-6500  
G.M.: Steve Yzerman  
Coach: Jon Cooper

### TORONTO MAPLE LEAFS

Air Canada Centre  
40 Bay St.  
Toronto, ON M5J 2X2  
(416) 815-5400  
G.M.: Lou Lamoriello  
Coach: Mike Babcock



**HART MEMORIAL TROPHY** - An annual award “to the player adjudged to be the most valuable to his team.” Winner selected in a poll by the Professional Hockey Writers’ Association at the end of the regular season schedule.

**2016 Winner: Patrick Kane, Chicago Blackhawks**

**ART ROSS TROPHY** - An annual award “to the player who leads the league in scoring points at the end of the regular season.”

**2016 Winner: Patrick Kane, Chicago Blackhawks**

**MAURICE “ROCKET” RICHARD TROPHY** - An annual award “to the player who leads the league in goals scored at the end of the regular season.”

**2016 Winner: Alex Ovechkin, Washington Capitals**

**CALDER MEMORIAL TROPHY** - An annual award “to the player selected as the most proficient in his first year of competition in the National Hockey League.” Winner selected in a poll by the Professional Hockey Writers’ Association at the end of the regular season schedule.

**2016 Winner: Artemi Panarin, Chicago Blackhawks**

**JAMES NORRIS MEMORIAL TROPHY** - An annual award “to the defense player who demonstrates throughout the season the greatest all-around ability in the position.” Winner selected in a poll by the Professional Hockey Writers’ Association at the end of the regular season schedule.

**2016 Winner: Drew Doughty, Los Angeles Kings**

**VEZINA TROPHY** - An annual award “to the goalkeeper adjudged to be the best at his position, as voted by the general managers of each of the 30 clubs.”

**2016 Winner: Braden Holtby, Washington Capitals**

**LADY BYNG MEMORIAL TROPHY** - An annual award “to the player adjudged to have exhibited the best type of sportsmanship and gentlemanly conduct combined with a high standard of playing ability.” Winner selected in a poll by the Professional Hockey Writers’ Association at the end of the regular season schedule.

**2016 Winner: Anze Kopitar, Los Angeles Kings**

**FRANK J. SELKE TROPHY** - An annual award “to the forward who best excels in the defensive aspects of the game.” Winner selected in a poll by the Professional Hockey Writers’ Association at the end of the regular season schedule.

**2016 Winner: Anze Kopitar, Los Angeles Kings**

**CONN SMYTHE TROPHY** - An annual award “to the most valuable player for his team in the playoffs.” Winner selected in a poll by the Professional Hockey Writers’ Association at the conclusion of the final game of the Stanley Cup Finals.

**2016 Winner: Sidney Crosby, Pittsburgh Penguins**

**WILLIAM M. JENNINGS TROPHY** - An annual award “to the goalkeeper(s) having played a minimum of 25 games for the team with the fewest goals scored against it.” Winners selected on regular season play.

**2016 Winners: Frederik Andersen, Anaheim Ducks**

**JACK ADAMS AWARD** - An annual award presented by the National Hockey League Broadcasters’ Association “to the NHL coach adjudged to have contributed the most to his team’s success.” Winner selected by poll among members of the NHL Broadcasters’ Association at the end of the regular season.

**2016 Winner: Barry Trotz, Washington Capitals**

**BILL MASTERTON TROPHY** - An annual award under the trusteeship of the Professional Hockey Writers’ Association “to the National Hockey League player who best exemplifies the qualities of perseverance, sportsmanship, and dedication to hockey.” Winner selected by poll among the 26 chapters of the PHWA at the end of the regular season.

**2016 Winner: Jaromir Jagr, Florida Panthers**

**LESTER PATRICK TROPHY** - An annual award “for outstanding service to hockey in the United States.” Eligible recipients are players, officials, coaches, executives, and referees. Winner selected by an award committee consisting of the Commissioner of the NHL, an NHL Governor, a representative of the New York Rangers, a member of the Hockey Hall of Fame Builder’s section, a member of the Hockey Hall of Fame Player’s section, a member of the U.S. Hockey Hall of Fame, a member of the NHL Broadcasters’ Association, and a member of the Professional Hockey Writers’ Association. Each (except the League President) is rotated annually.

**2015-16 Winners: TBD**

**TED LINDSAY AWARD** - An annual award presented to the NHL’s outstanding player as selected by the members of the National Hockey League Players’ Association.

**2016 Winner: Patrick Kane, Chicago Blackhawks**

**KING CLANCY MEMORIAL TROPHY** - An annual award “to the player who best exemplifies leadership qualities on and off the ice and has made a noteworthy humanitarian contribution in his community.”

**2016 Winner: Henrik Sedin, Vancouver Canucks**

**GENERAL MANAGER OF THE YEAR AWARD:** An annual award in which voting is conducted among the 30 Club General Managers and a panel of NHL executives, print and broadcast media.

**2016 Winner: Jim Rutherford, Pittsburgh Penguins**

**MARK MESSIER LEADERSHIP AWARD:** An annual award “that recognizes an individual as a superior leader within their sport, and as a contributing member of society.”

**2016 Winner: Shea Weber, Nashville Predators**

**PRESIDENTS’ TROPHY** - An annual award to the club finishing the regular season with the best overall record.

**2016 Winner: Washington Capitals**

<b>Backchecking</b>	Forwards in the attacking zone skate back to their own end to protect their own net and prevent opponent's shots on goal.
<b>Boarding</b>	An excessively violent board check against an opponent.
<b>Body Check</b>	The legal use of the body (most often the hip or shoulder) to knock an opponent off the puck.
<b>Breakaway</b>	A clear scoring opportunity where no defensive player is between the puck carrier and the goaltender.
<b>Breakout</b>	Beginning an offensive rush by passing the puck out of the defensive zone up into the neutral ice zone.
<b>Butt-Ending</b>	Use of the shaft end of the stick in a jabbing motion to hit an opponent.
<b>Charging</b>	Taking more than three skating strides prior to checking an opponent.
<b>Cross-Checking</b>	Hitting an opponent with both hands on the stick and no part of the stick on the ice.
<b>Delay of Game</b>	When any player, while in his defending zone, shoots the puck directly (non-deflected) out of the playing surface, except where there is no glass, a penalty will be assessed for delaying the game. When the puck is shot into the players' bench, the penalty will not apply. When the puck is shot over the glass behind the players' bench, the penalty will be assessed.
<b>Diving</b>	A minor penalty may be assessed for any player who "dives" or embellishes a fall or reaction to draw a penalty.
<b>Drop Pass</b>	A pass in which the player carrying the puck leaves it behind for a trailing teammate.
<b>Face-Off</b>	The act of dropping the puck between opposing players to begin play.
<b>Five-Hole</b>	The area where a shooter would attempt to score between a goalie's pads.
<b>Freezing the puck</b>	Pinning the puck against the boards with either the stick or the skates.
<b>Game Misconduct</b>	A penalty that disqualifies a player for the remainder of the game.
<b>Goal Crease</b>	The blue semicircular area in front of each goal designed to protect goalies from interference by attacking players.
<b>Hat Trick</b>	Three goals in a single game by a single player. If a player scores three consecutive goals in a game it is known as a "natural hat trick."
<b>Head Manning</b>	A forward pass made to an attacking teammate farther up the ice.
<b>Icing</b>	Shooting the puck from behind the red line (center ice) beyond the opponent's goal line. After an icing call, a face-off is held in the offender's zone. Icing is legal when a team is shorthanded, when the puck passes through the goal crease, if the goalie plays the puck, if a defensive player could have played the puck, or if an attacking player touches the puck first. A team that ices the puck will not be permitted to make any player substitutions prior to the ensuing face-off. The determination of players on-ice will be made when the puck leaves the offending player's stick.
<b>Interference</b>	Illegal body contact with an opponent who is not in possession of the puck, or knocking an opponent's fallen stick out of his reach.
<b>Major Penalty</b>	A five-minute penalty called for fighting or flagrant minor infractions, such as high-sticking, butt-ending, or elbowing.

<b>Man Advantage</b>	A team with one or more players on the ice than the opposing team.
<b>Minor Penalty</b>	A two-minute penalty called for a variety of infractions, including holding, interference, cross-checking, delay of game, and too many men on the ice.
<b>Misconduct Penalty</b>	A ten-minute penalty called against an individual. Substitutes are permitted to immediately replace a player serving a misconduct penalty.
<b>Neutral Zone</b>	The area (neither offensive or defensive) between the two blue lines.
<b>One-Timer</b>	A shot towards the goal in which the shooter receives a pass and shoots the puck without stopping it.
<b>Off-Side</b>	Occurs when both skates of an attacking player cross the blue line into the attacking zone before the puck. Results in a face-off in the neutral zone.
<b>Penalty Killing</b>	The act of preventing goals while playing shorthanded.
<b>Penalty Shot</b>	A one-on-one breakaway situation awarded to an attacker when that attacker is fouled from behind and is denied a breakaway scoring opportunity, or when the goaltender deliberately displaces the goal post during the course of a breakaway, or when a defensive player falls on the puck in his own goal crease.
<b>Point</b>	A position just inside the attacking blue line usually occupied by a defenseman when their team is in control of the puck inside the attack zone.
<b>Poke Check</b>	A defensive play in which the puck is removed from the possession of an attacker with the blade of the stick.
<b>Power Play</b>	Occurs when a team has a one or two man advantage over the opposition due to penalties.
<b>Shootout</b>	The shootout is used to decide tie games. The "breakaway" is the most exciting play in hockey, and the shootout gives each team the opportunity to use the breakaway in order to determine a winner. If the game remains tied following sudden-death overtime, then a shootout will occur. Three players from each team will participate in the shootout in the order the coach selects. The teams alternate shots. The team with the most goals after each team has taken three shots is declared the winner, unless the outcome is determined earlier in the shootout (example: if Team A is ahead 2-0 after each team has taken two shots). If the score remains tied, the shootout will proceed to a "sudden death" format until there is a winner.
<b>Shorthanded</b>	Occurs when the opposition team has a one or two man advantage due to penalties.
<b>Slashing</b>	Hitting an opposing player with the stick or swinging the stick at an opposing player.
<b>Slot</b>	The area directly in front of the goal crease (between the face-off circles) where many scoring opportunities take place.
<b>Spearing</b>	Stabbing an opponent with the point of the stick blade while the stick is being carried in one or both hands.
<b>"Tag-Up" Rule</b>	If while an offside is delayed, the linesman shall nullify the offside if all players of the offending team clear the zone by making skate contact with the blue line, permitting the attacking players to re-enter the zone or if the defending team passes or carries the puck into the neutral zone. Play will continue if offensive players who preceded the puck into the attacking zone return to the blue line and "tag" it.



<b>Assist</b>	An assist is awarded to the player or players (maximum of two) who touched the puck prior to the goal, provided no defender plays or possesses the puck in between.	<b>Power-Play Goal</b>	A goal scored by a Club while it has a manpower advantage due to an opponent's penalty. Following are some examples of what is and is not considered a power-play goal: <ul style="list-style-type: none"> <li>• if a Club has an advantage on a minor penalty starting at 2:02 of the period and it scores at 4:02, the goal is not a power-play goal.</li> <li>• if a Club scores on a delayed penalty, the goal is not a power-play goal.</li> <li>• if a Club has an advantage due to a five-minute major or match penalty, that Club is always credited with having one more advantage than the number of power-play goals it scores during that advantage, because the penalty does not expire. A new advantage begins after each power-play goal. For example, if Team A scores three goals during a major penalty, it is credited with four advantages.</li> <li>• if a Club is on a power-play for any length of time, it is considered to have had an advantage.</li> <li>• if a minor penalty is incurred by a Club on a power-play due to a major penalty, a new advantage is given to that Club when its minor penalty expires, provided the opponent's major penalty is still in effect.</li> </ul>
<b>Coaches Record</b>	A coach receives a "W" for a win in regulation, overtime or shootout; an "L" for a loss in regulation; or an "OT" for a loss in overtime or shootout.		
<b>Game Played</b>	A player receives credit for playing in a game if: i) he steps on the ice during time played or; ii) serves any penalty.		
<b>Game-Winning Goal</b>	After the final score has been determined, the goal which leaves the winning Club one goal ahead of its opponent is the game-winning goal (example: if Team A beats Team B 8-3, the player scoring the fourth goal for Team A receives credit for the game-winning goal).		
<b>Goal</b>	A goal is awarded to the last player on the scoring Club to touch the puck prior to the puck entering the net.		
<b>Goals-Against Average</b>	Multiply goals allowed (GA) by 60 and divide by minutes played (MINS).	<b>Power-Play Percentage</b>	Total number of power-play goals divided by total number of power-play opportunities.
<b>Goaltender Record</b>	A goaltender receives a "W" for a win in regulation, overtime or shootout; an "L" for a loss in regulation; or an "OT" for a loss in overtime or shootout.	<b>Save Percentage</b>	Subtract goals allowed (GA) from shots against (SA) to determine saves. Then divide saves by shots-against.
<b>Penalty-Killing Pct.</b>	Subtract total number of power-play goals allowed from total number of shorthanded situations to get total number of power-plays killed. Divide the total number of power-plays killed by the total number of shorthanded situations.	<b>Shooting Percentage</b>	Divide the number of goals scored by the number of shots taken.
<b>Plus-Minus</b>	A player receives a "plus" if he is on the ice when his Club scores an even-strength or shorthand goal. He receives a "minus" if he is on the ice for an even-strength or shorthand goal scored by the opposing Club. The difference in these numbers is considered the player's plus-minus statistic.	<b>Shorthand Goal</b>	A goal scored by a Club while it is at a manpower disadvantage. The same cases apply for shorthand as for power-play goals, but in the opposite manner.
		<b>Shot on Goal</b>	If a player shoots the puck with the intention of scoring and if that shot would have gone in the net had the goaltender not stopped it, the shot is recorded as a "shot on goal".
		<b>Shutout</b>	If two goaltenders combine for a shutout, neither receives credit for the shutout. Instead it is recorded as a Club shutout.
		<b>Tenths of a Second</b>	If a penalty or goal occurs in the last minute, the time is rounded off to the previous second (ex: if a penalty is called with 12.4 seconds left in a period, the time is indicated as 19:47 and not 19:48.)

**REFEREES**

NAME	NUMBER
Brenk, Jacob*	42
Charron, Francis	6
Chmielewski, Tom*	43
Dwyer, Gord	19
Furlatt, Eric	27
Hanson, Trevor	31
Hebert, Ghislain	22
Hebert, Jean	15
Jackson, Dave	8
Joannette, Marc	25
Kowal, Tom	32
Kozari, Steve	40
L'Ecuyer, Frederick	17
Lambert, Pierre*	47
Lee, Chris	28
Leggo, Mike	3
Lewis, Dave*	46
Luxmore, Thomas John	21
MacDougall, Peter*	45
McCauley, Wes	4
McIsaac, Jon	2
Meier, Brad	34
Morton, Dean	36
Nicholson, Kendrick	30
O'Halloran, Dan	13
O'Rourke, Dan	9
Peel, Tim	20
Pochmara, Brian	16
Pollock, Kevin	33
Rank, Garrett	7
Rehman, Kyle	10
Romasko, Evgeny*	39
Rooney, Chris	5
Schlenker, Chris*	48
Skilliter, Graham	24
South, Furman*	44
St. Pierre, Justin	12
St-Laurent, Francois	38
Sutherland, Kelly	11
Voss, Cameron*	41
Walsh, Ian	29
Watson, Brad	23

**LINESMEN**

NAME	NUMBER
Alphonso, Shandor	52
Amell, Derek	75
Barton, Steve	59
Berg, Devin	87
Brisebois, David	96
Cameron, Lonnie	74
Cherrey, Scott	50
Cormier, Michel	76
Daisy, Ryan*	81
Devorski, Greg	54
Driscoll, Scott	68
Galloway, Ryan	82
Gawryletz, Brandon	64
Gibbons, Ryan	58
Gibbs, Darren	66
Grandt, John*	98
Henderson, Don	91
Heyer, Shane	55
Knorr, Trent	63
Kovachik, Brad	71
Mach, Brian	78
MacPherson, Matt	83
Miller, Steve	89
Murchison, Kiel	79
Murphy, Brian	93
Murray, Jonny	95
Nagy, Kory*	97
Nansen, Derek	70
Nowak, Tim	77
Pancich, Bryan	94
Racicot, Pierre	65
Rody, Vaughan	73
Sericolo, Anthony	84
Sharrers, Jay	57
Shewchyk, Mark	92
Wheler, Mark	56

\*Minor league officials





**Abduction:** Movement of a joint away from the center of the body.

**AC Joint (Acromioclavicular joint):** Joint of the shoulder where acromion process of the shoulder blade and the distal end of the collarbone meet; most shoulder separations occur at this point.

**Adduction:** Movement of a joint toward the center of the body.

**Adhesion:** Abnormal adherence of collagen fibers to surrounding structures during immobilization following trauma or as a complication of surgery which restricts normal elasticity of the structures involved; or scar tissue which forms after trauma or surgery which can restrict normal motion.

**Aerobic:** Exercise in which energy needed is supplied by oxygen inspired and is required for sustained periods of vigorous exercise with a continually high pulse rate.

**Anabolic Steroids:** Steroids that promote tissue growth by creating protein in an attempt to enhance muscle growth. The main anabolic steroid is testosterone (male sex hormone).

**Anaerobic:** Exercise without the use of oxygen as an energy source; short bursts of vigorous exercise.

**Anterior Cruciate Ligament (ACL):** A primary stabilizing ligament within the center of the knee joint that prevents hyperextension and excessive rotation of the joint. A complete tear of the ACL necessitating reconstruction could require up to 12 months of rehabilitation.

**Anti-Inflammatory:** Any agent which prevents inflammation, such as aspirin or ibuprofen.

**Arteriogram:** A film demonstrating arteries after injection of a dye.

**Arthrogram:** X-ray technique for joints using air and/or dye injected into the affected area; useful in diagnosing meniscus tears of the knee and rotator cuff tears of the shoulder.

**Arthroscope:** An instrument used to visualize the interior of a joint cavity.

**Arthroscopy:** A surgical examination of the internal structures of a joint by means of observation through an arthroscope. An arthroscopic procedure can be used to remove or repair damaged tissue or as a diagnostic procedure in order to inspect the extent of any damage or confirm a diagnosis.

**Atrophy:** To shrivel or shrink from disuse; as in muscular atrophy.

**Baker's Cyst:** Localized swelling of a bursa sac in the back of the knee as a result of fluid that has escaped from the knee capsule. A Baker's cyst indicates that there is a trauma inside the knee joint that leads to excessive fluid production.

**Bone Scan:** An imaging procedure in which a radioactive-labeled substance is injected into the body to determine the status of a bone injury. If the radioactive substance is taken up by the bone at the injury site, the injury will show as a 'hot spot' on the scan image. The bone scan is particularly useful in the diagnosis of stress fractures.

**Bursa:** A fluid-filled sac located in areas where friction is likely to occur. The bursa sac minimizes the friction, for example, between a tendon and bone.

**Cartilage:** Smooth, slippery substance preventing two ends of bones from rubbing together and grating. Most joints use this to cover bones next to each other. A meniscus is made of cartilage.

**CAT Scan (Computerized Tomography):** Use of a computer to produce a cross-sectional view of the anatomical part being investigated from x-ray data.

**Chondromalacia:** Roughening of the articular cartilage. Best known for the roughening of the underside of the kneecap, which can occur in any kneecap injury.

**Clavicle:** Collarbone; the bone connecting the breastbone with the shoulder blade.

**Closed Reduction:** Re-alignment of a fracture or dislocation without surgery.

**Coccyx:** The 'tailbone,' a group of four vertebrae that are fused together to form a small triangular bone, located at the terminal end of the spine.

**Concussion:** Jarring injury of the brain resulting in dysfunction. It can be graded as mild, moderate or severe, depending on loss of consciousness, amnesia and loss of equilibrium.

**Contusion:** An injury to a muscle and tissues caused by a blow from a blunt object.

**Corticosteroids:** Used to suppress joint inflammation and inflammation in a bursa or near tendons.

**Cryotherapy:** A treatment with the use of cold.

**Cyst:** Abnormal sac containing liquid or semi-solid matter.

**Degenerative Joint Disease:** Changes in the joint surfaces as a result of repetitive trauma and 'wear and tear'.

**Deltoid Ligament:** Ligament that connects the tibia to bones of the medial aspect of the foot and is primarily responsible for stability of the ankle on the medial side. Is sprained less frequently than other ankle ligaments.

**Deltoid Muscle:** Muscles at the top of the arm, just below the shoulder, responsible for shoulder motions in the front, side and back.

**Disc, Intervertebral:** A flat, rounded plate between each vertebrae of the spine. The disc consists of a thick fiber ring which surrounds a soft gel-like interior. It functions as a cushion and shock absorber for the spinal column.

**Dislocation:** Complete displacement of joint surfaces.

**Electromyogram (EMG):** Test to determine nerve function.

**Epicondylitis:** Inflammation of tendons at the elbow due to overuse. Common in tennis players (outer part of elbow) and golfers (inner part of elbow)

**Etiology:** Study of the cause of injury and disease.

**Extension:** Action of straightening of a joint as achieved by an extensor muscle.

**Fascia:** A connective tissue sheath consisting of fibrous tissue and fat which unites the skin to the underlying tissue.

**Fat Percentage:** The amount of body weight that is adipose, fat tissue. Fat percentage can be calculated by underwater weighing, measuring select skinfold thickness or by analyzing electrical impedance.

**Femur:** Thighbone; longest bone in the body.

**Fibula:** Smaller of the two bones in the lower leg; runs from the knee to the ankle along the outside of the lower leg.

**Flexibility:** The ability of muscle to relax and yield to stretch forces.

**Fracture:** Breach in continuity of a bone. Types of fractures include simple, compound, comminuted, greenstick, incomplete, impacted, longitudinal, oblique, open, stress or transverse.

**Glenohumeral:** The shoulder girdle; consists of the glenoid capsule, head of the humerus and labrum.

**Glenoid:** Cavity of the scapula into which the head of the humerus fits to form the shoulder girdle.

**Glenoid Labrum:** A rim of fibrocartilaginous tissue attached around the margin of the glenoid fossa.

**Grade One Injury:** A mild injury in which ligament, tendon or other musculoskeletal tissue may have been stretched, but not torn or otherwise disrupted.

**Grade Two Injury:** A moderate injury in which musculoskeletal tissue has been partially, but not totally torn, causing appreciable limitation in function of the injured tissue.

**Grade Three Injury:** A severe injury in which tissue loss has been significant, and in many cases, totally torn or otherwise disrupted, causing a virtual loss of function.

**Groin:** Junction of the thigh and abdomen, location of muscles that rotate, flex and adduct the hip.

**Hammer Toe:** Condition when the first digit of a toe is at a different angle than the remaining digits of the same toe.

**Hamstring:** Category of muscle that runs from the buttocks to the knee along the back of the thigh. It functions to flex the knee and is often times injured as a result of improper conditioning or lack of muscle flexibility.

**Hemarthrosis:** Accumulation of blood within a joint as a result of an acute injury.

**Hematoma:** Mass produced by an accumulation of coagulated blood in a cavity or in soft tissues.

**High Ankle Sprain:** Disruption of thick connective tissue between the tibia and fibula above the ankle joint.

**Hip Pointer:** Contusion to the iliac crest.

**Hydrotherapy:** Treatment using water.

**Hyperextension:** Extreme extension of a limb or body part.

**Ice and Stimulation:** Use of ice to reduce inflammation and muscle stimulation by surface electrodes to maintain muscle strength used in rehabilitation of injury.

**Iliotibial Band:** A thick, wide fascial layer that runs from the iliac crest to the knee joint on the outside of the thigh.

**Inflammation:** The body's natural response to injury in which the injury site might display various degrees of pain, swelling, heat, redness and/or loss of function.

**Isometric Contraction:** Muscular contraction in which tension is developed but no mechanical work is done.

**Labrum (Labrum Glenoidale):** The cartilage of the glenoid cavity in the shoulder. A lip-edged or lip-like structure.

**Lateral Collateral Ligament (LCL):** Ligament of the knee along the outer aspect that connects the femur to the fibula. It provides lateral stability to the joint.

**Ligament:** Band of fibrous tissue that connects bone to bone or bone to cartilage and supports and strengthens joints.

**Magnetic Resonance Imaging (MRI):** Imaging procedure in which a radio frequency pulse causes certain electrical elements of the injured tissue to react to this pulse and through this process a computer display and permanent film establish a visual image. MRI does not require radiation and is very useful in the diagnosis of soft tissue, disc and meniscus injuries.

**Mandible:** Jaw bone

**Medial Collateral Ligament (MCL):** Ligament of knee along the inner aspect that connects the femur to the tibia.

**Meniscus:** Crescent-shaped cartilage, usually pertaining to the knee joint; also known as cartilage. There are two menisci in the knee - medial and lateral. These work to absorb weight within the knee and provide stability.

**Metacarpals:** Five long bones of the hand, joining the fingers to the wrist.

**Metatarsals:** Five long bones of the foot, running from the ankle to the toes.

**Myositis:** Inflammation of a muscle.

**Open Reduction:** Re-alignment of a fracture or dislocation with surgery.

**Orthotic:** Any device applied to or around the body of physical impairment of disability. Commonly used to control foot mechanics.

**Osteochondritis Dessicans:** A piece of bone and/or cartilage loosened from its attachment after trauma and a cause of a lesion.

**Osteomyelitis:** An inflammatory disease of bone caused usually by infection with streptococcus or staphylococcus bacteria.

**Patella:** The kneecap. The patella functions to protect the distal end of the femur as well as increase the mechanical advantage and force generating capacities of the quadriceps muscle group.

**Plantar Fasciitis:** Inflammation of the plantar (a thick tissue on the bottom of the foot which helps create the arch) fascia; associated with overuse or acute foot injury.

**Posterior Cruciate Ligament (PCL):** A primary stabilizing ligament of the knee that provides significant stability and prevents displacement of the tibia backward within the knee joint. A complete tear of this ligament necessitating reconstruction could require up to 12 months of rehabilitation.

**Quadricep Muscles:** A group of four muscles of the front thigh that run from the hip and form a common tendon at the patella; they are responsible for knee extension.

**Radius:** Bone in the forearm from elbow to the thumb side of the wrist.

**Reconstruction:** Surgical rebuilding of a joint using natural, artificial or transplanted materials.

**Rotator Cuff:** Comprised of four muscles in the shoulder area that can be irritated by overuse. The muscles are the supraspinatus (most commonly injured), infraspinatus, teres minor and subscapularis.

**Sacroiliac:** Junction of the sacrum, the lower back bone, with the pelvis.

**Sacrum:** Group of five fused vertebrae located just below the lumbar vertebrae of the lower back, which form part of the pelvis.

**Scapula:** Shoulder blade.

**Sciatica:** Irritation of the sciatic nerve resulting in pain or tingling running down the inside of the leg.

**Sciatic Nerve:** Major nerve that carries impulses for muscular action and sensations between the low back and thigh and lower leg; it is the longest nerve in the body.

**Shin Splint:** A catch-all syndrome describing pain in the shin that is not a fracture or tumor and cannot be defined otherwise.

**Spleen:** Large, solid organ responsible for the normal production and destruction of blood cells located under the left rib cage. Spondylosis: Abnormal vertebral fixation or immobility, or a general term for arthritis of the spine.

**Sprain:** Injury resulting from the stretching or twisting of the joint and causes various degrees of stretching or tearing of a ligament or other soft tissue at the joint.

**Strain:** Injury resulting from a pulling or torsion to the muscle or tendon that causes various degrees of stretching or tearing to the muscle or tendon tissue.

**Stress Fracture:** A hair-line type of break in a bone. Caused by overuse.

**Subluxation:** Partial dislocation of a joint. The term usually implies that the joint can return to a normal position without formal reduction.

**Synovial Fluid:** Lubricating fluid for joints and tendons, produced in synovium, or the inner lining of a joint.

Synovitis: Inflammation of the synovial lining of a joint.

**Talus:** The ankle bone that articulates with the tibia and fibula to form the ankle joint.

**Tarsals:** Group of seven bones of the foot consisting of the calcaneus, talus, cuboid and three cuneiform bones.

**Tendinitis:** Inflammation of the tendon and/or tendon sheath, caused by chronic overuse or sudden injury.

**Tendon:** Tissue that connects muscle to bone.

**Tenosynovitis:** Swelling or inflammation of a tendon sheath caused by calcium deposits, repeated strain or trauma.

**Tibia:** Shin bone; larger of the two bones of the lower leg and is the weight-bearing bone of the shin.

**Transcutaneous Electrical Nerve Stimulator (TENS):** An electrical modality that sends a mild current through pads at the injury site which stimulates the brain to release the natural analgesic endorphin.

**Transverse Process:** Small lateral projection off the right and left side of each vertebrae that functions as an attachment site for muscles and ligaments of the spine.

**Triceps:** Muscle of the back of the upper arm, primarily responsible for extending the elbow.

**Ulna:** Inner bone of the forearm that runs from the tip of the elbow to the little finger side of the wrist.

**Ulnar Nerve:** Nerve in the elbow commonly irritated from excessive throwing.

**Ultrasound:** An electrical modality that transmits a sound wave through an applicator into the skin to the soft tissue in order to heat the local area for relaxing the injured tissue and/or disperse edema... Also a type of imaging study for certain body areas.

**"Wind Knocked Out":** Syndrome describing a contraction of the abdominal nerve trunk, the solar plexus, as a result of an abdominal contusion.







**ARIZONA**  
*SPORTS* **98.7 FM**



**WEEKLY INTERVIEWS**  
Wed. 9:00am **John Chayka**  
Wed. 1:30pm **Dave Tippett**  
Wed. 3:30pm **Shane Doan**